



HM00425MM-B



SP-RM250



APMAMPS25MM




SP-RMSH-KIT

**Package Contents:**

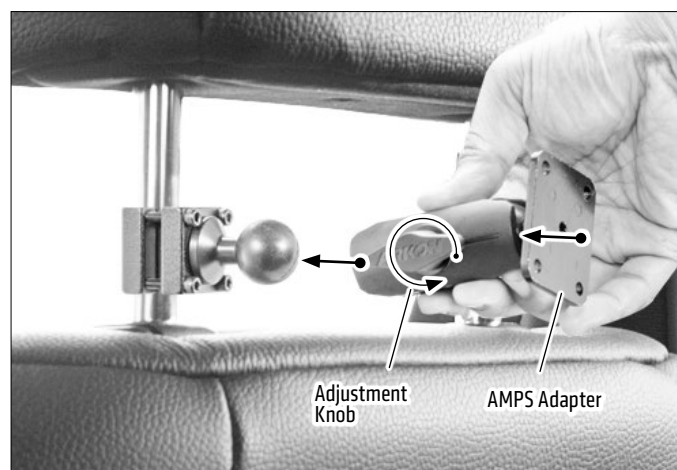
- (1) HM00425MM-B – Headrest Mount Bracket with 25mm Ball
- (1) SP-RM250 – Robust Mount Shaft
- (1) APMAMPS25MM – 4-Hole Metal AMPS to 25mm (1 inch) Ball Adapter
- (1) SP-RMSH-KIT – Security Kit for 25mm Robust Shafts

**IMPORTANT:** Clamp may not fit all headrest types. Please consult your vehicle's user manual for compatibility.


- 1 Place clamp bracket on headrest post and use the included Allen key to tighten the 4 hex screws to secure.



- 2 Loosen the adjustment knob on the mount shaft; attach AMPS adapter to one end and attach other end to mount's bracket ball. Retighten knob and set tablet holder to desired angle.

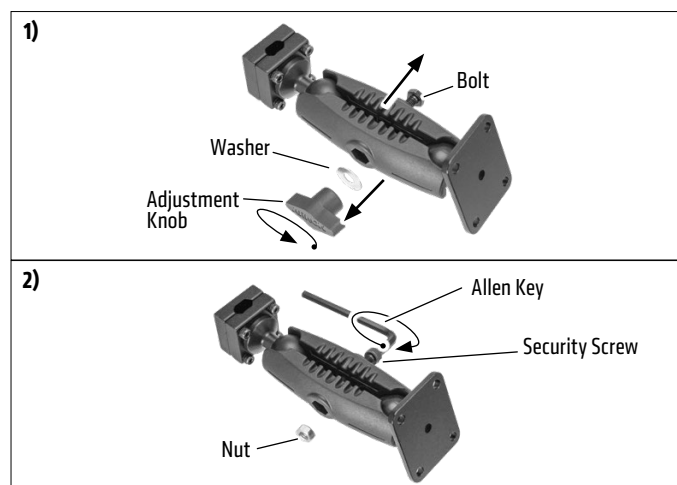


- 3 Attach AMPS-compatible holder (not included) with screws and bolts.



**OPTIONAL: SP-RMSH-KIT Security Kit Hardware (included)**

To install security hardware: 1) Unscrew the adjustment knob to remove knob, washer, and bolt. 2) Insert security screw and attach nut, then tighten with Allen key.



**Safety Precautions**

Arkon is not responsible for any damages caused to your vehicle, your device, or yourself due to the installation or use of this mount. Do not install Arkon products over an air bag cover or within the air bag deployment zone. Arkon Resources, Inc. assumes no responsibility of liability for injury or death as a result of car crashes and/or air bag deployment.

**ARKON MOUNTS**

Discover other car mounts and chargers on our website.