



Package Contents:

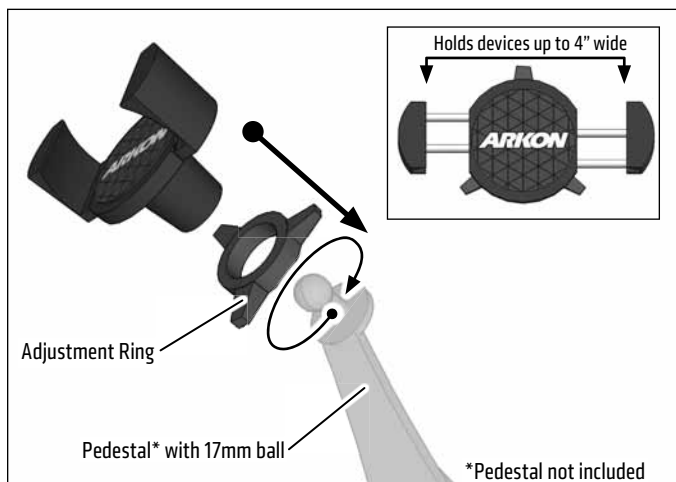
RV001WR – RoadVise™ Premium Universal Smartphone Holder with Tightening Ring

IMPORTANT: Do not overtighten ring. Overtightening ring may damage threads on holder and also make it difficult to adjust holder.

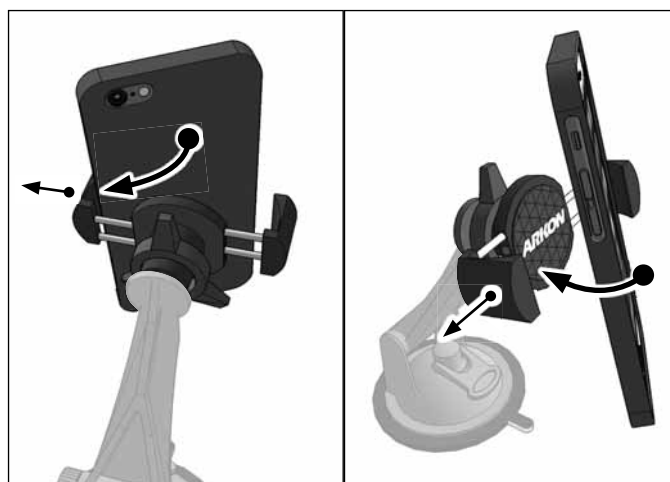
Device Compatibility:

Compatible with pedestals featuring a 17mm ball. Fits smartphones with cases weighing up to 2 pounds and measuring up to 4" wide.

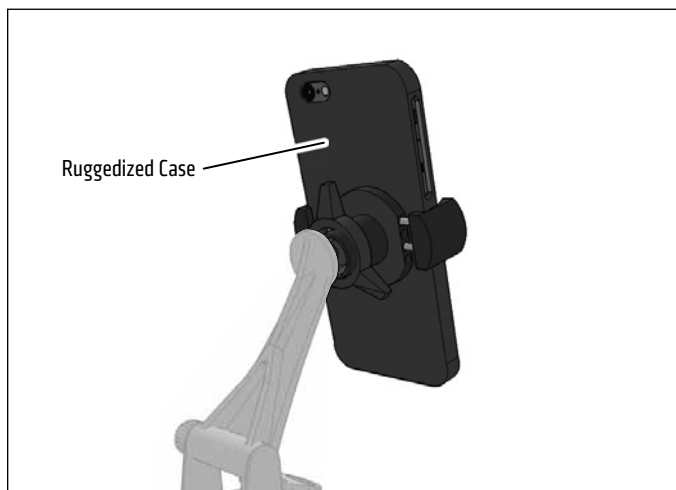
- 1 Place adjustment ring over a compatible 17mm ball. Snap the RoadVise holder onto the pedestal (not included, sold separately) and tighten adjustment ring to set position.



- 2 Using two hands, insert the phone into the holder by pushing the device into one of the spring-loaded legs. Expand the other leg and fully insert device until it lays flat against the blue rubber pad.



- 3 RoadVise Holders work best with smartphones using a case. For maximum grip, make sure to use a ruggedized case while using this product.



! Safety Precautions
Do not install Arkon products over an air bag cover or within the air bag deployment zone. Arkon Resources, Inc. assumes no responsibility of liability for injury or death as a result of car crashes and / or air bag deployment.

Arkon is not responsible for any damages caused to your vehicle, your device, or yourself due to the installation or use of this mount.

ARKON
RESOURCES INC. *The Mobile Mounting Specialists™*

© Copyright 2015 Arkon Resources, Inc.