



Package Contents:

- RV001WR – RoadVise™ Premium Universal Smartphone Holder with Ring
- CM088-G17 – 15" Flexible Steel Gooseneck Mount

IMPORTANT: Do not overtighten ring. Overtightening ring may damage threads on holder and also make it difficult to adjust holder.

Compatibility:

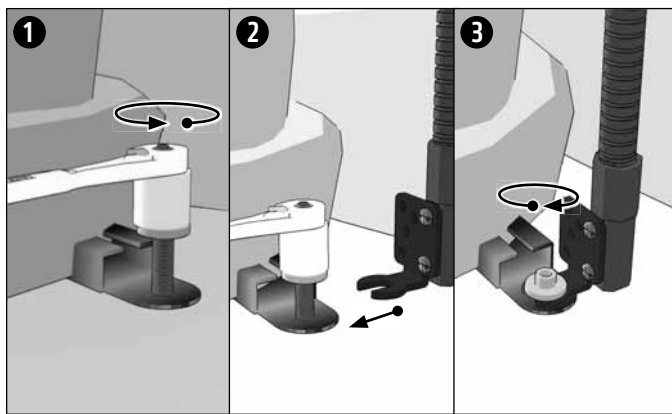
Fits smartphones with cases weighing up to 2 pounds and measuring up to 4" wide.



Drilling into the dash, floor, or console may damage the vehicle. Use caution and consult a mobile install professional to avoid drilling into the gas tank, electrical system, or other highly sensitive vehicle components.

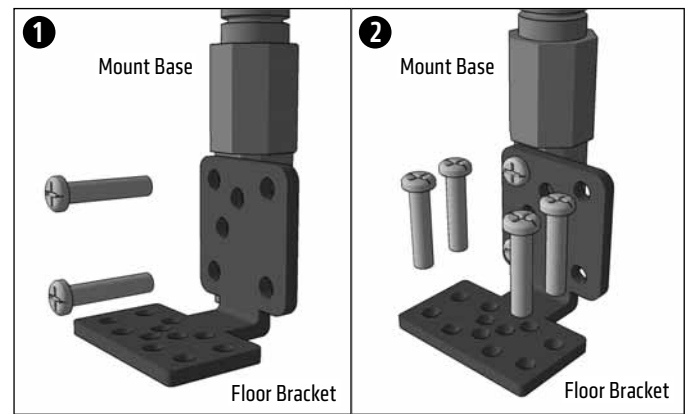
Passenger Seat Bolt Mounting – Option 1:

Use a socket wrench to loosen the passenger seat track bolt. Insert the seat track bolt bracket. Retighten the seat track bolt.



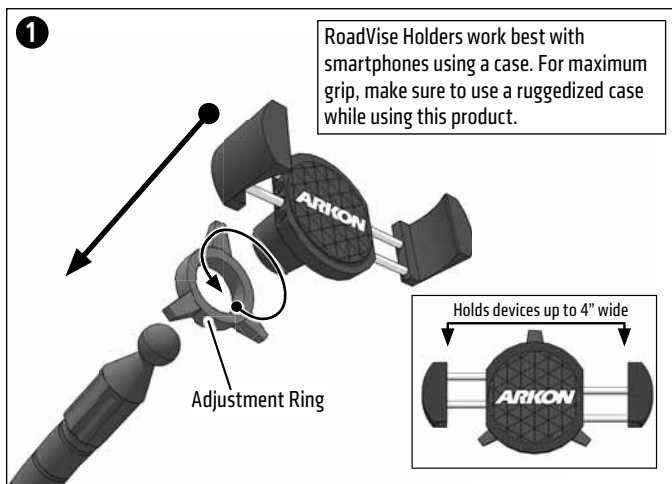
Floor Mounting – Option 2:

Screw the floor bracket to the mount. (Depending on your vehicle, you may need to change the orientation of the bracket.) Attach the floor / console bracket with screws.

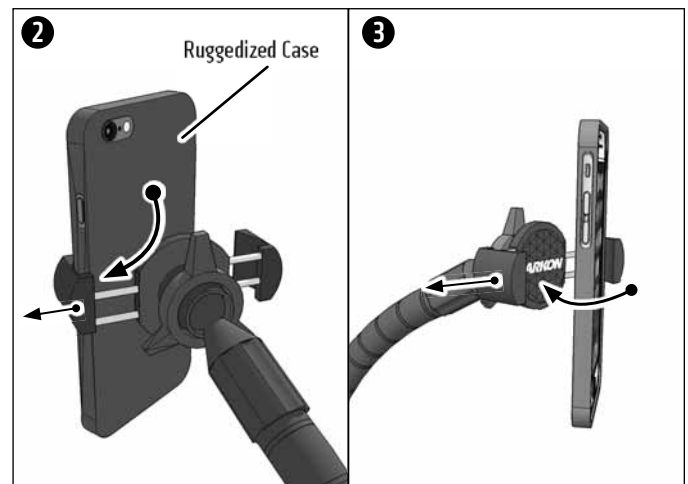


Installing the RoadVise Holder

Place adjustment ring over the pedestal ball and snap the RoadVise Holder onto the pedestal.



Using two hands, insert the phone into the holder by pushing the device into one of the spring-loaded legs. Expand the other leg and fully insert device until it lays flat against the blue rubber pad.



Safety Precautions

Arkon is not responsible for any damages caused to your vehicle, your device, or yourself due to the installation or use of this mount.



The Mobile Mounting Specialists™