



Package Contents:

- RV001WR** – RoadVise™ Premium Universal Smartphone Holder with Ring
- RMAMPS2517** – Robust Mount Shaft with 4-Hole AMPS Base

IMPORTANT: Do not overtighten ring. Overtightening ring may damage threads on holder and also make it difficult to adjust holder.

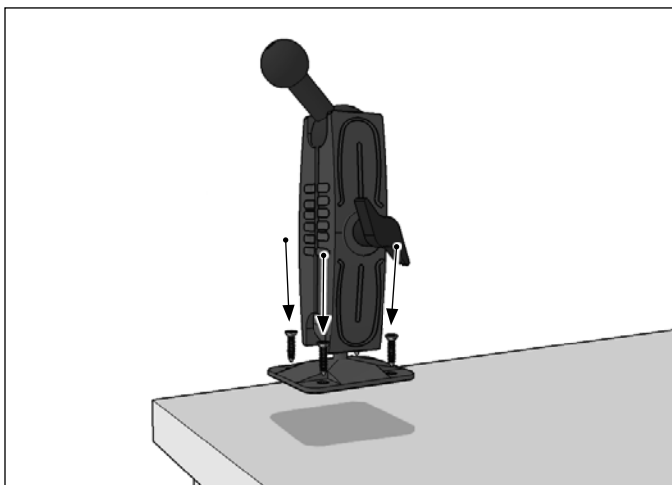
Compatibility:

Fits smartphones with cases weighing up to 2 pounds and measuring up to 4" wide.

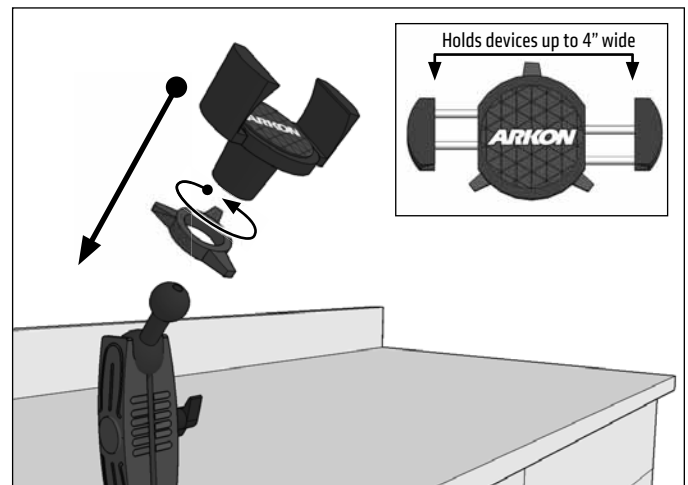


Drilling into the dash, floor, or console may damage the vehicle. Use caution and consult a mobile install professional to avoid drilling into the gas tank, electrical system, or other highly sensitive vehicle components.

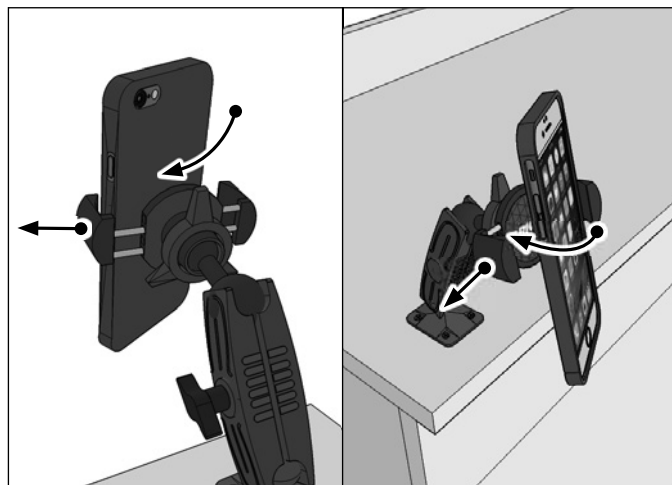
- 1** Attach the 4-Hole AMPS base to flat surface with 4 screws (not included).



- 2** Place adjustment ring over the pedestal ball and snap the RoadVise Holder onto the pedestal.



- 3** Using two hands, insert the phone into the holder by pushing the device into one of the spring-loaded legs. Expand the other leg and fully insert device until it lays flat against the blue rubber pad.



- 4** RoadVise Holders work best with smartphones using a case. For maximum grip, make sure to use a protective case while using this product.



Safety Precautions

Arkon is not responsible for any damages caused to your vehicle, your device, or yourself due to the installation or use of this mount.

ARKON
RESOURCES INC.

The Mobile Mounting Specialists™