


TAB117 | Robust Base Windshield & Dashboard Tablet Mount

rev.083013

Package Contents:

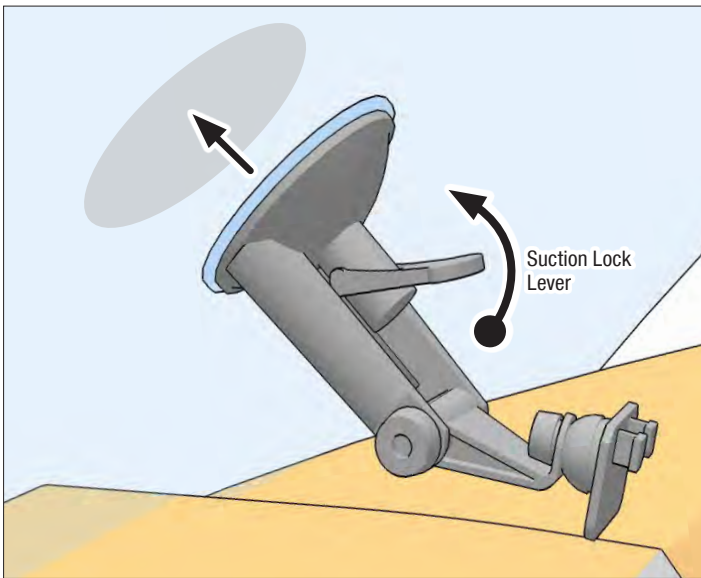
TAB001 - Universal Tablet Mount
CM017-KST-2SH - 5" Robust Base Windshield Suction Pedestal
AP020 - Dashboard or Console Adhesive Mounting Disk



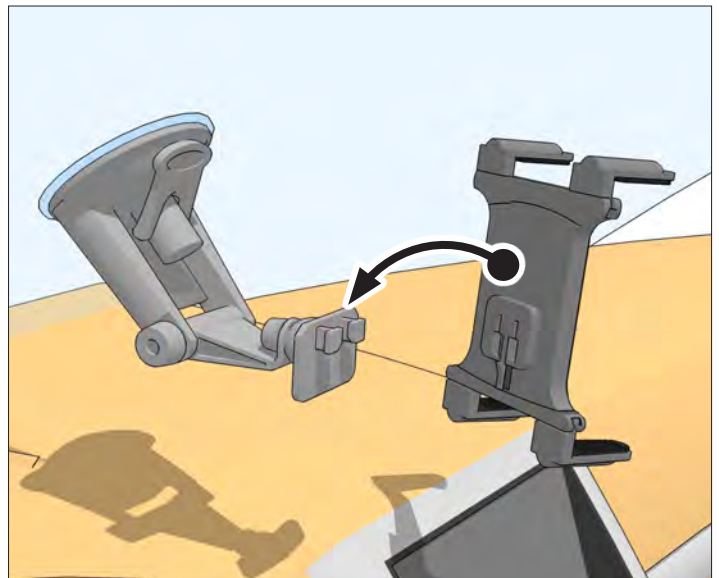
 Do not place mount in or near an airbag deployment zone or where it will obstruct view of the road.

IMPORTANT: Install the appropriate size support legs on the holder that will work for your device.

1 Attach mount to windshield and engage suction lock lever.



2 Connect holder to mount.



3 Use included adhesive disk* for dashboard mounting.



Safety Precautions

Arkon is not responsible for any damages caused to your vehicle, your device, or yourself due to the installation or use of this mount.

Do not install Arkon products over an airbag cover or within the airbag deployment zone. Arkon Resources, Inc. assumes no responsibility of liability for injury or death as a result of car crashes and / or airbag deployment.

ARKON
RESOURCES INC.

The Mobile Mounting Specialists™ © Copyright 2013 Arkon Resources, Inc.