



**Package Contents:**


- (1) TAB001 – Slim-Grip® Universal Tablet Holder
- (1) SPRM2X80B – Robust Double 80mm Windshield Suction Mount
- (1) SP-RM250 – Robust Mount Shaft
- (1) APRM2T – 25mm Ball to Dual T-Tab Adapter
- (1) XACP – Alcohol Pad

PLEASE NOTE: This mount is recommended for windshield use only.

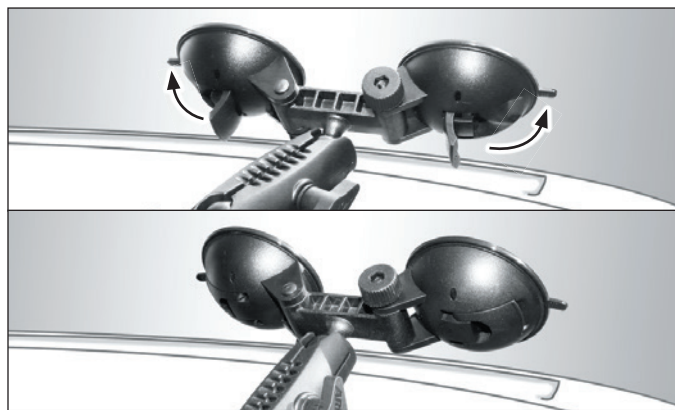
The Slim-Grip® Universal Tablet Holder fits tablets with 7" - 18.4" screen size. It includes 4 short, 2 medium, and 4 long support legs. Select a combination of 4 support legs in conjunction for use with the spring-loaded holder to achieve the perfect fit for your tablet.

**IMPORTANT: This is a spring-loaded holder.** After selecting and installing the support legs that will fit your tablet, **push down on the lower legs to engage the spring-loaded holder** and mount your device.

- 1** Unscrew knob to loosen shaft. Attach Robust Mount Shaft to Double Suction Mount. Tighten knob to secure.




- 2** Clean mounting area thoroughly with included alcohol pad and let dry. Remove the protective film from each of the suction cups. With the tabs on the suction mounts UP, place mount on windshield then flip tabs DOWN to engage suction.



- 3** Attach tablet holder by inserting the adapter's Dual T-Tabs into the holder's Dual T-Slots.



- 4** Mount tablet by pushing down on bottom legs; adjust mount and support legs as needed.



Devices not included

**! Safety Precautions**

Do not install Arkon products over an air bag cover or within the air bag deployment zone. Arkon Resources, Inc. assumes no responsibility of liability for injury or death as a result of car crashes and/or air bag deployment.

Arkon Resources, Inc. is not responsible for any damages caused to you, your passengers, or your vehicle due to the installation of this product.

**ARKON MOUNTS**