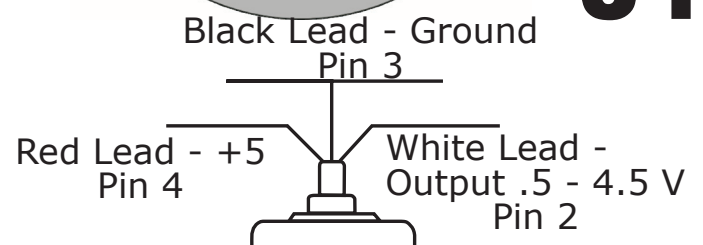
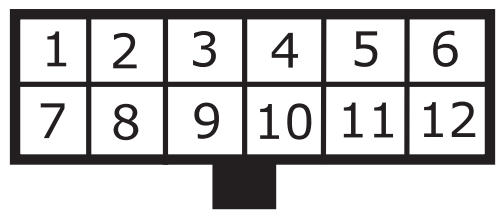
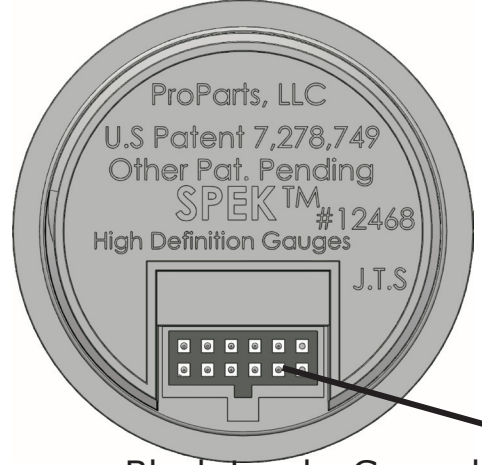
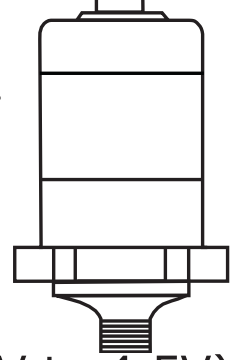


SPEK™ GAUGE WIRING DIAGRAM

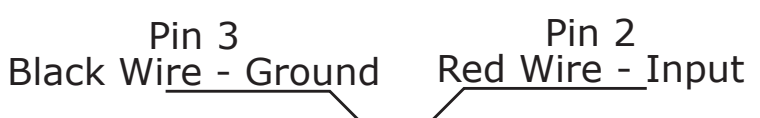


Pressure Sensor Wiring



J1

- 1 - PWM - (Yellow) - Data Logger Out
- 2 - Voltage - Fuel Level - Blue
Temperature - (Red) - Thermistor
Pressure Input - (Green/White) (.5V to 4.5V)
- 3 - Input Ground - (Black)(From Sensor)
- 4 - +5V Output to Sensor - (Red/White)
- 5 - Fet Out - (Purple)
- 6 - Dimmer - (White)
- 7 - (N/C)
- 8 - Battery +12VDC - (Red)
- 9 - Thermocouple (-) - (Red) - EGT
- 10 - Thermocouple (+) - (Yellow) - EGT
- 11 - Tachometer - (Green)
- 12 - Ground - (Black)



Temp Sensor Wiring

