

Installation Instructions



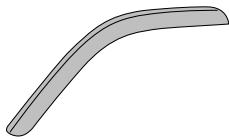
Ventvisor® Deflector

Important Safety Information

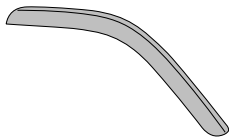


- CAUTION - Before driving, ensure that the vent visor deflector is properly secured to vehicle.
- Do not use automatic “brush-style” car washes.
- Do not use cleaning solvents of any kind.
- Periodically check all components for tightness.

Contents - 2 Piece Set **NOTE:** Actual product may vary from illustration.



Front Driver
Side Visor

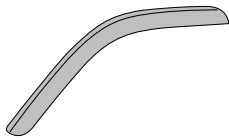


Front Passenger
Side Visor

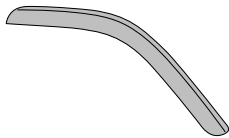


Alcohol Pad x2

Contents - 4 Piece Set



Front Driver
Side Visor



Front Passenger
Side Visor



Rear Driver
Side Visor



Rear Passenger
Side Visor



Alcohol Pad x4

Tools Required



Car Wash Supplies



Clean Towel

Preparation Before Painting / Installation

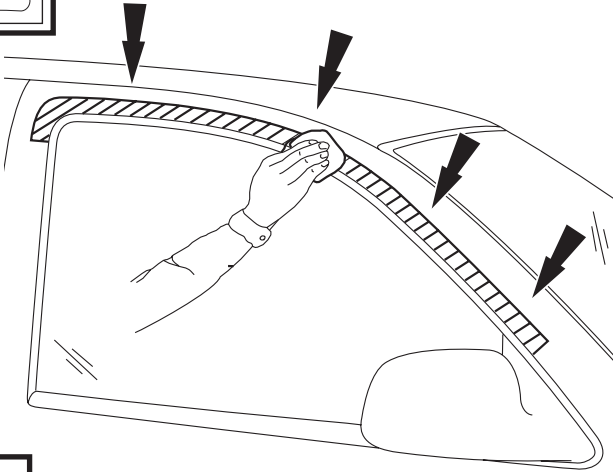
- A trial fit is recommended to ensure proper positioning and fit.
- Check fit of parts before painting as we will not accept the return of modified or painted parts.
- Wash your vehicle's doors to remove any debris and/or dirt.
- Dry the doors with a clean towel.

Installation Steps

NOTE: Actual application may vary slightly from illustrations.

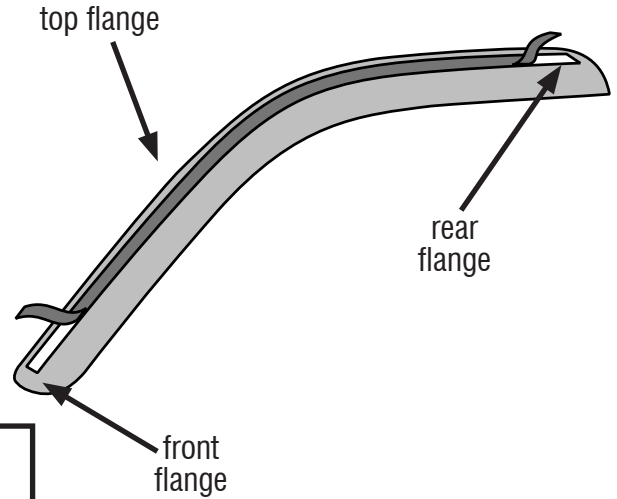
Alcohol Pad

Clean the painted surface where the visor will mount with an alcohol pad.



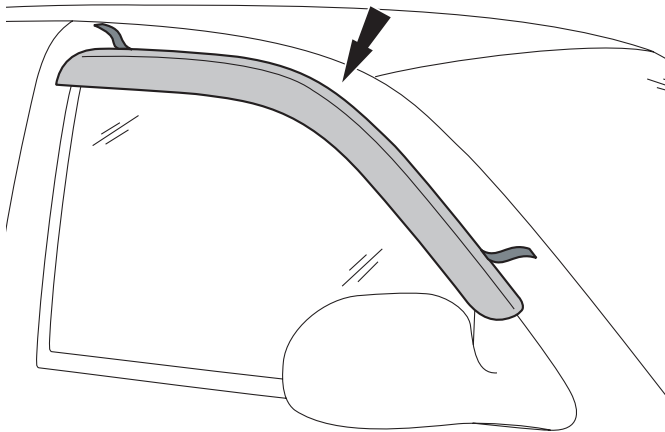
1

Peel back 2" of tape liner from back of front visor at each end of top flange.



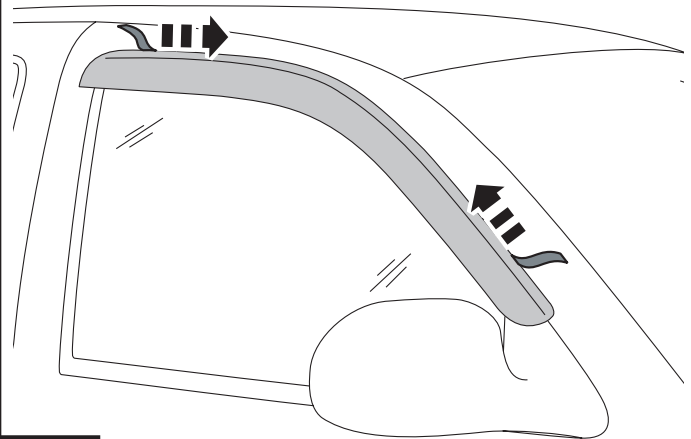
2

Align front visor with previously cleaned surface.



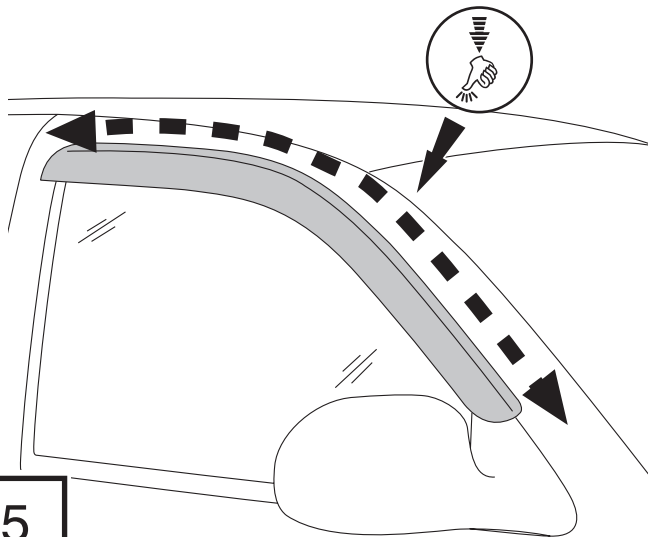
3

Remove remaining tape liner.



4


Apply pressure to secure visor to vehicle.



5

Alcohol Pad

Clean the painted surface on the rear door surface where the visor will mount with an alcohol pad.




6

Installation Steps

NOTE: Actual application may vary slightly from illustrations.

Repeat steps 2 thru 5 to attach rear visor.



7

Repeat procedure on opposite side.

Care and Cleaning

- Wash only with mild soap & dry with a clean cloth.

Congratulations!

You have purchased one of the many quality Auto Ventshade™ branded products offered by Lund International, Inc. We take the utmost pride in our products and want you to enjoy years of satisfaction from your investment. We have made every effort to ensure that your product is top quality in terms of fit, durability, finish and ease of installation.



Check out the collection of rain guards and wind deflectors we offer.