



INSTALLATION INSTRUCTIONS

PART # 8D091020SS -DL

2014-2015 TOYOTA HIGHLANDER REAR BUMPER GUARD

STAINLESS STEEL DOUBLE LAYER

INSTALLATION INSTRUCTION

ITEM NO.: 8D091020SS -DL

DESCRIPTION: 14-15 Toyota Highlander Rear Bumper Guard SS Double Layer

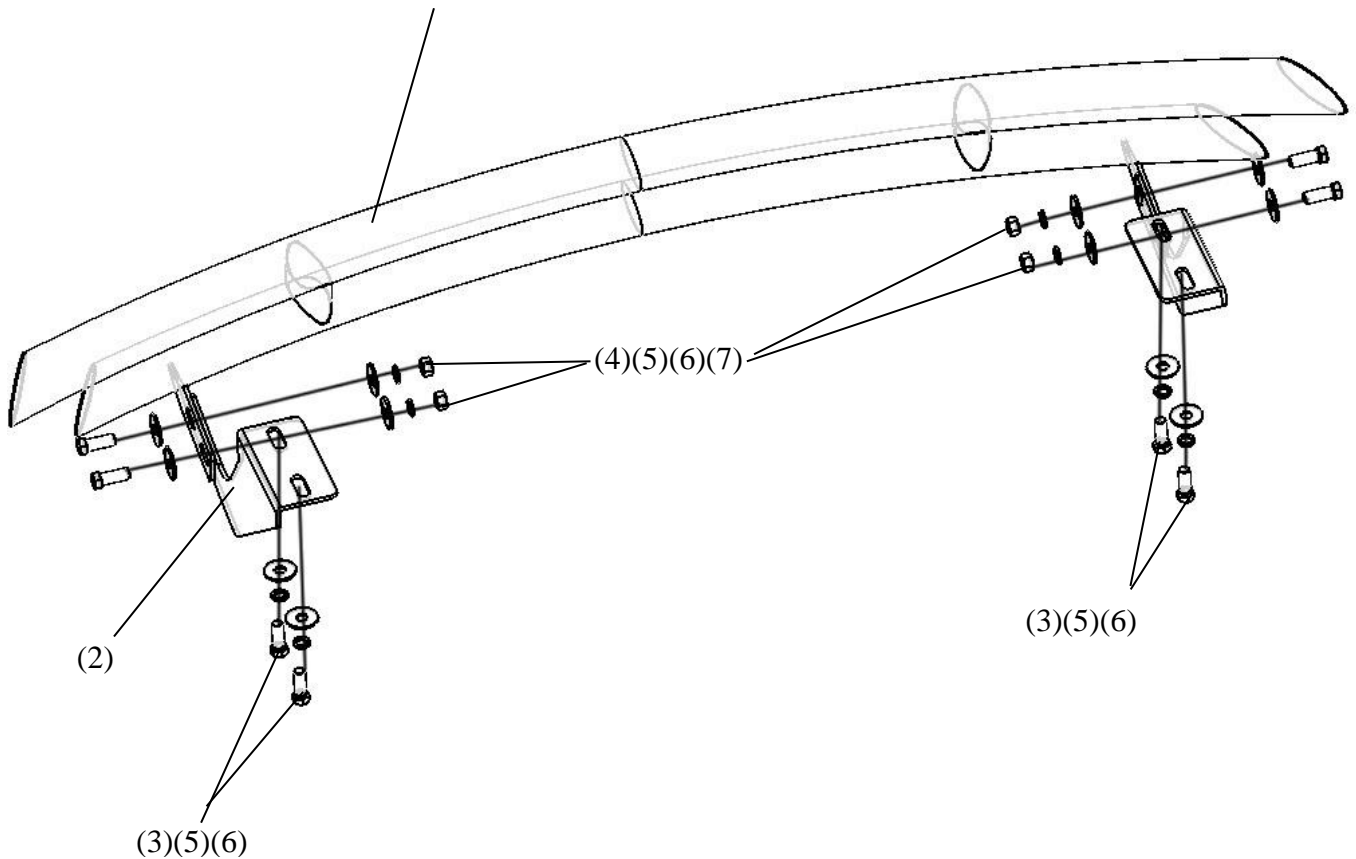
Attention:

- Please read this installation menu before installing this part. Protect your car properly in case there is any scratch might happen.
- You may need to periodically to re-tighten all hardware for safety use after installation.
- Installation pictures are only for your reference, there might be some differences between pictures and real parts but no affection for your fitting.

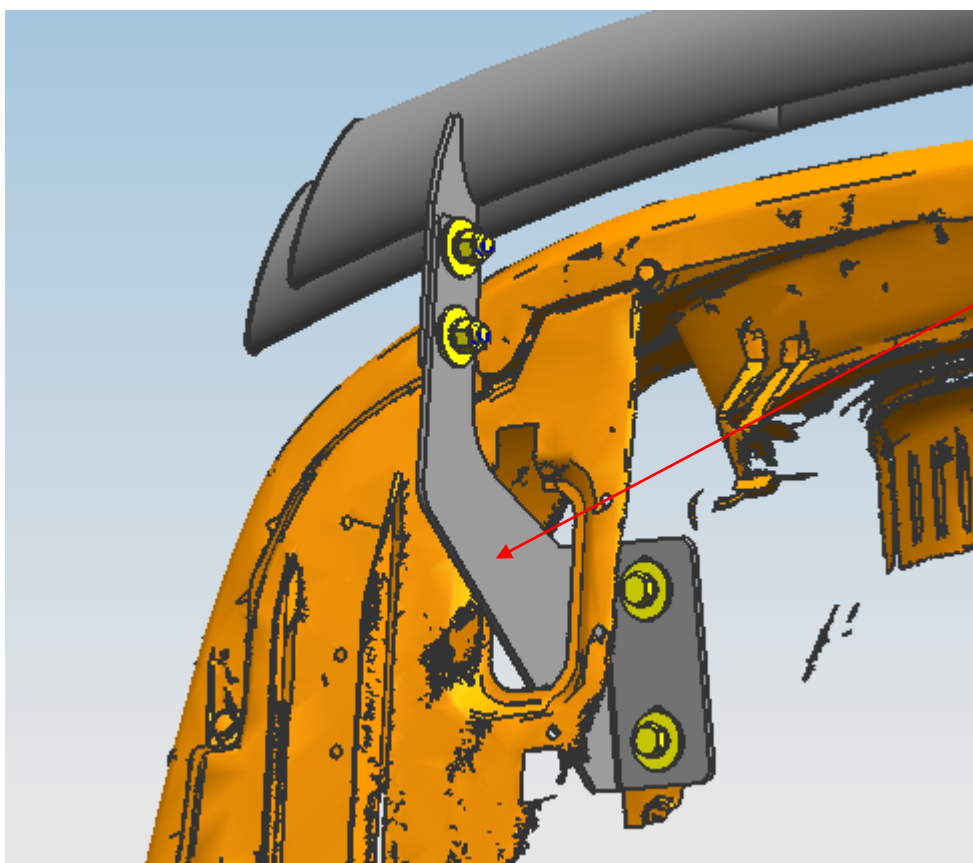

PART LIST

NO.	NAME	QTY	REMARK	NO.	NAME	QTY	REMARK
(1)	Rear Guard	1		(5)	Extra Large Washer	12	φ12*35*3.0
(2)	Bracket	2		(6)	Spring Washer	8	φ12
(3)	Hexagon Head Screw (fin thread)	4	M12*35	(7)	Hexagon Nut	4	M12
(4)	Hexagon Head Screw	4	M12*35				

(1) INSTALLATION PICTURES



3D Installation Picture



Brackets Installation

Disclaimer: Caused due to improper installation initiates or some related problem and losses, are beyond our company's quality assurance.

Choose reliable grille guards and bull bars offered on our website.