



Application Charts

BUFFING FOAMS

Buffing and polishing your car with foam pads has been around for many years. Foam pads work allot differently than wool pads as far as cut, feel and performance. There are many new technological advances in the foam pad industry and I am writing this to help give you more information so you are able to choose the correct foam for your next job.

There are many ways to identify foam pads in the industry. PPI is a generic way of distinguishing foam, but not the 100% correct way. Since there are so many ways to measure foam, we are going to start here with the basic.

OPEN CELL and CLOSED CELL

The first and basic thing to understand about foam is whether it is open or closed cell. Many open cell foams start out as closed cell and are "reticulated" to produce open cell. "Reticulation" is a process used in processing foam where they take the bun of foam, put in in a concrete and controlled room, fill the room with hydrogen so the foam can absorb it, and then they ignite the foam. This process causes the membrane or window of the foam to wrap around the branches. The window/membrane on foam is the transparent thin layer in between the branches. The branch is what you feel by hand in the foam when you touch it. If you look at foam under a microscope, you will see the branches and windows. Foam that has been reticulated is open cell and foam no reticulated is closed cell.

Once you reticulate a foam it may become stronger in its tearing characteristics. Reticulated or "open cell" foam run much cooler on the surface as compared to closed cell foams. The reason for this is that with the cells being open, they are allowed to let air pass thru them to dissipate heat. With this happening, there may be a chance the chemical you are working with may dry faster and possibly dust since the lubricant in it is getting dried with the air passing thru the foam.

There are Pros and Cons to each of the foams, and each type works differently with all chemicals:

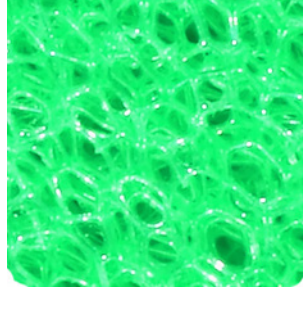






- o Open cell run cooler
- o Closed cell has less absorption of polish, compound, etc.
- o Closed cell more "dense"
- o Closed cell forces abrasives in chemicals to work faster since they can be absorbed into foam as fast
- o Closed cell corrects faster
- o Longer working time with chemicals using open cell

Keep in mind that not all foams work the same way with all chemicals. In many instances, it can be trial and error.






There are many other ways foams are measured, this is just a starting point so you are able to pick the best foam for your project.

APPLICATION CHARTS ARE COARSE TO FINE




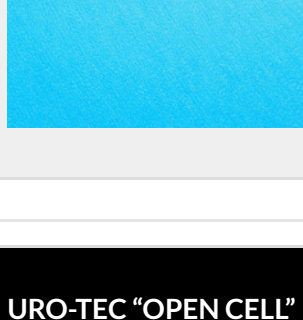
US FOAMS

	WHITE 45 PPI	HEAVY CUT
	YELLOW 50 PPI	MEDIUM CUT
	GREEN 60 PPI	POLISHING
	BLUE 70 PPI	SOFT POLISHING
	BLACK 80 PPI	FINISHING
	SOFT WHITE 90 PPI	ULTRA FINISHING
	BABY BLUE 100 PPI	FINAL FINISHING





EURO FOAMS

	YELLOW	HEAVY CUT
	ORANGE	MEDIUM CUT
	WHITE	POLISHING
	BABY BLUE	SOFT POLISHING
	RED	ULTIMATE FINISHING



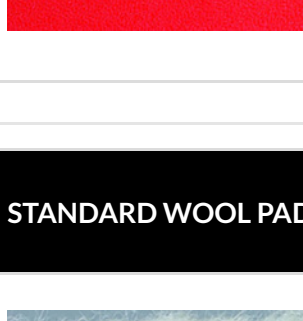
EXTREME RETICULATED FOAMS

	COARSE GREEN	EXTREME CUT
	COARSE ORANGE	MEDIUM CUT
	MAROON	POLISHING
	RED	FINISHING








URO-TEC "OPEN CELL"

	COARSE BLUE	HEAVY CUT
	MAROON	MEDIUM CUT
	YELLOW	POLISHING
	WHITE	FINISHING

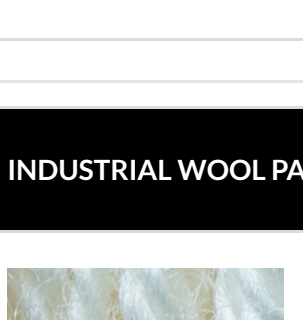

URO-CELL "CLOSED CELL"

	LIGHT BLUE	CUTTING
	ORANGE	POLISHING
	RED	FINISHING

STANDARD WOOL PADS

	100% WOOL 4 PLY NATURAL	CUTTING
	WOOL BLEND SINGLE PLY NATURAL	MEDIUM CUT
	WOOL BLEND 4 PLY TWIST YELLOW	MEDIUM CUT/POLISHING
	WOOL BLEND SINGLE PLY WHITE	POLISHING
	WOOL BLEND SINGLE PLY YELLOW	POLISHING/FINISHING
	KNITTED WOOL BLEND	LIGH POLISH/FINISHING
	KNITTED 100% WOOL NATURAL	FINAL FINISHING

INDUSTRIAL WOOL PADS

	ALTERNATE STITCH DUAL STRAND WOOL BLEND		AGGRESSIVE CUTTING & LONG LASTING
--	---	---	-----------------------------------