
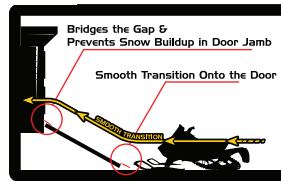






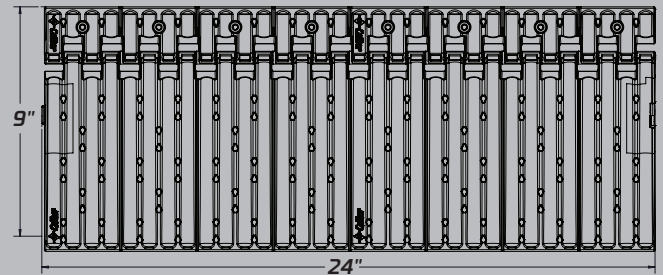
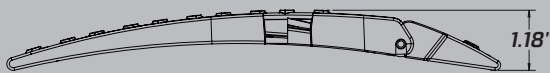
NEW PRODUCT RELEASE



LOADING MADE EASIER!



PRODUCT DIMENSIONS:
2pc (48"), 3pc (72") or 4pc (96")
INCLUDES: Instructions and stainless steel hardware



EDGE GLIDES FOR EFFORTLESS LOADING OF YOUR SNOWMOBILES

- **NEW** increased size allowing for more versatility
- **NEW** integrated traction knobs to provide grip for tires and foot traffic
- **NEW** integrated cut lines to provide clear edges when trimming to fit
- **NEW** hinge & pin design eliminates stainless hinge to reduce assembly time
- Innovative Edge Glide provides smooth Edge transition from the ground to your trailer or ramp
- Incorporates Caliber's proven friction-reducing glide technology
- High-impact plastic (HDPE), guaranteed not to crack, chip, break or wear out
- Stainless steel screws; installs with ease



MADE IN USA / PATENT PENDING / LIFETIME WARRANTY

Looking for dependable trailer hitches and towing? Rely on Caliber for quality and long-lasting products.