



THE NEXT LEVEL™



For more than a decade Clayton Machine Works has been producing high quality automotive parts that bring even the most modest of cars to the next level.

With a unique style that forged a new space in the automotive aftermarket, Clayton Machine Works products can be found on cars built by everyone from world premier builders to home garage builders and everyone in between.

Fueled by a desire to create products that are a step above, each part is passionately designed implementing modern design elements and finishes with endless attention to detail.

A function and style that blends with any vehicle from traditional hot rods, muscle cars, trucks and more.

Clayton Machine Works... The Next Level™



LS valve covers

- machined from 6061 aluminum
- features a removable panel that can be painted and customized to your specific design
- includes "carbon fiber look" inserts
- uses OEM O-ring gaskets
- threaded oil cap included
- currently available in raw and polished finish
- breather configuration is user supplied



LS coil relocation kit

- relocation brackets allow you to remotely mount your coil packs virtually anywhere
- machined from 6061 aluminum
- black anodized
- designed to work with LS-2,3,7 and 9
- kit includes 4 brackets and all mounting hardware, including spacers (required when using Delphi coils)
- will not work with truck or LS-1 coils

1

LS coil covers

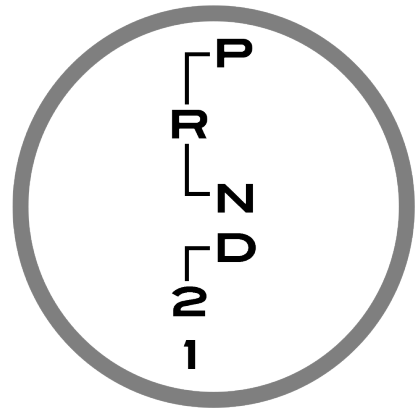

- elegantly hides LS coil packs
- black powder coated or mill finish with machined highlights
- fits GM LS engines utilizing existing coil bracket mounting points
- designed to fit LS Crate motors and will not clear factory high mount alternators (such as those found on Corvettes) unless a cutout is fabricated or after market alternator and brackets are used, they are best suited for after market serpentine pulley systems
- machined from 6063-T6 aluminum
- can also be used with relocated coil packs for lower profile appearance
- dimensions: 19.5" x 5"



gated automatic transmission shifter

- available in many mounting options including transmission mount, tailmount, floor mount and cable operated
- gated style, side shift detent pattern allows for unlimited knob options
- innovative lever design allows for easy removal and 360 degree rotation
- available with standard street rod or muscle car knob
- chrome or black finish
- lever lengths of 6", 8", 10", 12", 16", 23" and 32" are available as well as 16", 23" and 32" double bend
- options available for mounting Tremec style levers
- durable coated bracketry
- neutral safety switch
- available for most GM, Ford & Chrysler transmissions

2





truss-style shifter arms

- machined from billet aluminum
- grey powder-coated finish
- available in 8" and 10" lengths with 30 degree kickback
- fits Hurst, Tremec TKO-500 , TK0-600 & T-56 with the standard 2 bolt flange
- 3/8-16 threaded stud for shift knob *(knob not included)*

truss-style adjustable shifter arm

- adjustable to 3 settings in 10 degree increments
- machined from billet aluminum
- grey powder-coated finish
- fits Hurst, Tremec TKO-500 , TK0-600 & T-56 with the standard 2 bolt flange
- 3/8-16 threaded stud for shift knob *(knob not included)*



3



billet shifter arms

- machined from billet aluminum
- black anodized finish with highlighted edges
- available in 8" and 10" lengths with 30 degree kickback
- fits Hurst, Tremec TKO-500 , TK0-600 & T-56 with the standard 2 bolt flange
- 3/8-16 threaded stud for shift knob *(knob not included)*



4

billet throttle assemblies with matching pedal covers

- sold as complete kit
- anodized finish with machined highlights
- fits 1967-1981 Camaro & Firebird, 1968 and up Nova, 1964-72 GM A-body, as well as universal applications available in black
- fully adjustable and features molded rubber inserts with a spring-loaded gas pedal
- pedal covers require no drilling for installation



drive-by-wire
pedal pad

billet pedal covers

- sold individually
- black anodized finish with machined highlights
- uniquely designed rubber inserts
- no drilling is required for installation
- available for manual and automatic applications





5

muscle car pedal assemblies

- manufactured from lightweight aluminum
- fits 1967-1969 Camaro and Firebird, 1968 and up Nova, 1964-72 GM A-Body, see application guide for all configurations
- available for manual and automatic transmissions
- includes all hardware needed for complete installation (*steering column support bracket not included*)





billet door handles & window cranks - truss-style

- powder-coated with machined highlights
- fits GM, Ford (1949 and newer)
- available in black or grey



billet door handles & window cranks - mesh-style

- black anodized with machined highlights and perforated aluminum insert
- fits GM, Ford (1949 and newer)

6



door handles & window cranks


- drilled I-beam styling
- chrome plated
- includes black and carbon fiber look inserts
- fits GM, Ford (1949 and newer) and Ford (1948 and older)



shown with
black insert

elliptical door handles

- chrome plated
- includes brushed aluminum and black bezel inserts
- included inserts can be painted or upholstered



A/C vent

- chrome plated
- adjustable airflow
- outer bezel can be removed and painted
- fits standard 2.5" AC duct hoses
- dimensions: 4" x 1.6"

7

dome light

- chrome plated
- 12V wedge bulb included
- frosted lens
- dimensions: 4.5" x 2" x .75"



elliptical brake pedals

- chrome plated
- molded rubber pad (BP-302)
- includes 1/2-20 mounting stud and jam nuts pedal



door latch releases

- pivoting lever actuates bear claw latches
- chrome plated
- smooth or grooved knob and bezel



dash knobs

- chrome plated
- smooth or grooved
- dimensions: .875" diameter / fits .1875" dia. shafts



dimmer switch covers

- chrome plated
- rubber or chrome pad
- dimensions: 1.25" dia., 1.25" tall




8

1967-72 GM truck bezels

- direct fit instrument bezels for 67-72 series GM trucks, Blazers, and Suburbans
- can be used with stock gauges or a direct fit aftermarket gauge cluster of your choice
- available in three styles – brushed aluminum look, carbon fiber look and pinstriped (gauges not included)





interior trim

- available in 4 and 6 foot lengths
- smooth or grooved style
- easily shaped to virtually any contour
- mill finish 6063-T0 aluminum, easily polished to a mirror finish
- dimensions: .25" x .25"



9

exterior trim

- mill finish 6063-T0 aluminum, easily polished to a mirror finish
- easy installation with high-strength adhesive backing, no drilling required (can be drilled & tapped if needed)
- easily shaped to any contour
- kit includes – (2) 8 ft, (2) 6 ft, (2) 4 ft pieces and 3M high-strength adhesive backing
- adhesive only included with kit



application guide

LS Accessories • Page 1	
LSV-01	LS Valve Covers (Billet)
CRK-LS	LS Coil Relocation Kit
LSC-01-B	LS Coil Covers-Black (With Oil Fill Cutout on Pass Side)
LSC-01-M	LS Coil Covers-Mill Finish (With Oil Fill Cutout on Pass Side)
LSC-02-B	LS Coil Covers-Black (No Oil Fill Cutout)
LSC-02-M	LS Coil Covers-Mill Finish (No Oil Fill Cutout)

Shifter Arms • Page 3	
SH-202-10	10" Gray Powder Coated Truss Shifter Handle
SH-202-8	8" Gray Powder Coated Truss Shifter Handle
SH-203-10	10" Black Anodized Shifter Handle w/ Mesh Insert
SH-203-8	8" Black Anodized Shifter Handle w/ Mesh Insert
SH-204-10	10" Adjustable Billet Shifter Handle
SH-205-10	10" Black Anodized Truss Shifter Handle
SH-205-8	8" Black Anodized Truss Shifter Handle

Billet Throttle Assemblies & Pedal Covers • Page 4	
TA-206-B1	Black Anodized Throttle Assembly 67-69 Camaro, 64-67 GM A-Body, 68-74 Nova
TA-206-B2	Black Anodized Throttle Assembly Second Generation Camaro, Universal Firewall Mount
TA-206-B3	Black Anodized Throttle Assembly 68-72 GM A-Body
TA-206-BKA1	Black Anodized Throttle Assembly With Matching Pedal Cover (Automatic Transmission) 67-69 Camaro, 64-67 GM A-Body, 68-74 Nova
TA-206-BKA2	Black Anodized Throttle Assembly With Matching Pedal Cover (Automatic Transmission) Second Generation Camaro, Universal Firewall Mount
TA-206-BKA3	Black Anodized Throttle Assembly With Matching Pedal Cover (Automatic Transmission) 68-72 GM A-Body
TA-206-BKM1	Black Anodized Throttle Assembly With Matching Pedal Covers (Manual Transmission) 67-69 Camaro, 64-67 Gm A-Body, 68-74 Nova
TA-206-BKM2	Black Anodized Throttle Assembly With Matching Pedal Covers (Manual Transmission) Second Generation Camaro, Universal Firewall Mount
TA-206-BKM3	Black Anodized Throttle Assembly With Matching Pedal Covers (Manual Transmission) 68-72 Gm A-Body
TA-206-DBW	Black Anodized Throttle Assembly (Drive By Wire Setup)

application guide

Billet Pedal Covers • Page 4	
BPA-206-B	Automatic Brake Pad-Blk
BPM-206-B	Manual Clutch/Brake Pad-Blk
EB-P1-B	E-Brake Cover (Black)

Muscle Car Pedal Assemblies • Page 5	
MCP-A1-A	67-69 Camaro, 64-66 A Body, 68-74 Nova Muscle Car Pedal Assembly Automatic
MCP-A1-A-DBW	67-69 Camaro, 64-66 A Body, 68-74 Nova Muscle Car Pedal Assembly Automatic Drive By Wire
MCP-A1-M	67-69 Camaro, 64-66 A Body, 68-74 Nova Muscle Car Pedal Assembly Manual
MCP-A1-M-DBW	67-69 Camaro, 64-66 A Body, 68-74 Nova Muscle Car Pedal Assembly Manual Drive By Wire
MCP-A2-A	1967 A-Body Muscle Car Pedal Assembly Automatic
MCP-A2-A-DBW	1967 A-Body Muscle Car Pedal Assembly Automatic
MCP-A2-M	1967 A-Body Muscle Car Pedal Assembly Manual
MCP-A2-M-DBW	1967 A-Body Muscle Car Pedal Assembly Manual Drive By Wire
MCP-A3-A	1968-72 Chevelle Muscle Car Pedal Assembly Automatic
MCP-A3-A-DBW	1968-72 Chevelle Muscle Car Pedal Assembly Automatic Drive By Wire
MCP-A3-M	1968-72 Chevelle Muscle Car Pedal Assembly Manual
MCP-A3-M-DBW	1968-72 Chevelle Muscle Car Pedal Assembly Manual Drive By Wire
MCP-P1	MCP Throttle Assembly : Mechanical 64-67 Chevelle / 67-69 Camaro / 68-74 Nova
MCP-P2	MCP Throttle Assembly : Mechanical 2nd Gen Camaro / Universal
MCP-P3	MCP Throttle Assembly : Mechanical 68-72 Chevelle
MCP-P4	MCP Drive By Wire Throttle Assembly
EB-P1-G	E-Brake Cover (Gray)

Door Handles & Window Cranks • Page 6	
PT-102	Chrome Door Handles (pair) 1949 and up GM and Ford
PT-102-EF	Chrome Door Handles (pair) 1948 and older Ford
PT-103	Chrome Window Cranks (pair) 1949 and up GM and Ford
PT-103-EF	Chrome Window Cranks (pair) 1948 and older Ford
PT-104	Chrome Vent Window Cranks (pair) 1949 and up GM and Ford
PT-104-EF	Chrome Vent Window Cranks (pair) 1948 and older Ford

application guide

Door Handles & Window Cranks (Continued) • Page 6	
PT-202	Grey Powder Coat with machined highlights Door Handle - 1949 and up GM and Ford
PT-203	Grey Powder Coat with machined highlights Window Crank - 1949 and up GM and Ford
PT-204	Grey Powder Coat with machined highlights Vent Window Crank - 1949 and up GM and Ford
PT-302	Black Anodized with Machined highlights and mesh inserts Door Handle - 1949 and up GM and Ford
PT-303	Black Anodized with Machined highlights and mesh inserts Window Crank - 1949 and up GM and Ford
PT-304	Black Anodized with Machined highlights and mesh inserts Vent Window Crank - 1949 and up GM and Ford
PT-402	Black Powdercoated with Machined Highlights (Truss Style) Door Handle - 1949 and up GM and Ford
PT-403	Black Powdercoated with Machined Highlights (Truss Style) Window Crank - 1949 and up GM and Ford
PT-404	Black Powdercoated with Machined Highlights (Truss Style) Vent Window Crank - 1949 and up GM and Ford

Elliptical Door Handles & Accessories • Page 7	
EL-502	Ball End - Elliptical Bezel Door Handles
EL-503	Open Ellipse - Elliptical Bezel Door Handles
EL-504	Ribbed - Elliptical Bezel Door Handles
DM-402	Elliptical Dome Light
AC-902	Elliptical AC Vent
BP-302	Elliptical Brake Pedal
BP-304	Ribbed Brake Pedal

Door Latch Releases, Dash Knobs & Dimmer Switch Covers • Page 8	
LR-702	Bear Claw Latch Release - Smooth Knob & Bezel
LR-703	Bear Claw Latch Release-Grooved Knob & Bezel
DK-802	Smooth Dash Knob Assembly
DK-803	Grooved Dash Knob Assembly
DC-602	Dimmer Switch Cover With Rubber Pad
DC-603	Dimmer Switch Cover With Chrome Pad

67-72 GM Truck Bezels • Page 8	
6772-B	Brushed 67-72 GM Truck Gauge Bezel
6772-C	Carbon Fiber 67-72 GM Truck Gauge Bezel
6772-P	Pinstripe 67-72 GM Truck Gauge Bezel

application guide

Interior Trim • Page 9	
AEG-4	Grooved Aluminum Interior Trim- 4 FT
AEG-6	Grooved Aluminum Interior Trim- 6 FT
AES-4	Smooth Aluminum Interior Trim- 4 FT
AES-6	Smooth Aluminum Interior Trim - 6 FT
AEG-6KT	Kit of 24 Pieces - Grooved Interior Trim
AES-6KT	Kit of 24 Pieces - Smooth Interior Trim

Exterior Trim • Page 9	
EXT-4	Exterior Aluminum Trim - 4 FT
EXT-6	Exterior Aluminum Trim - 6 FT
EXT-8	Exterior Aluminum Trim - 8 FT
EXT-12	Exterior Trim -12 Ft
ETK-1	Exterior Trim Kit
TRIM-01-4	Ribbed Exterior Aluminum Trim - 4 FT
TRIM-01-6	Ribbed Exterior Aluminum Trim - 6 FT
TRIM-01-8	Ribbed Exterior Aluminum Trim - 8 FT
TRIM-01-12	Ribbed Exterior Trim -12 Ft
TRIM-01-KIT	Ribbed Exterior Trim Kit