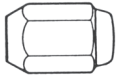


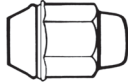

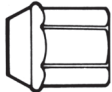

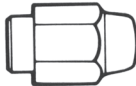

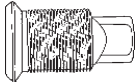



WHEEL NUT STYLE GUIDE

STYLES:

Footnote Example – 611-138^{Dc} Dc= Style (D=Dometop Capped Nut) plus Finish (c=Chrome)

<p>A = Acorn</p> 	<p>B = Bulge</p> 	<p>C = Cover</p> 	<p>D = Dometop Capped Nut</p> 
<p>E = External Thread</p> 	<p>F = Flattop Capped Nut</p> 	<p>H = Flanged Flat Face</p> 	<p>M = Mag</p> 
<p>S = Standard</p> 	<p>T = Truck Inner Nut</p> 	<p>W = Wire Wheel Retaining Nut</p> 	<p>FINISHES: b = Black c = Chrome g = Gray ss = Stainless</p> 