

WHEEL NUT STYLE GUIDE

STYLES:

Footnote Example – 611-138^{Dc} Dc= Style (D=Dometop Capped Nut) plus Finish (c=Chrome)

A = Acorn



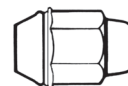
B = Bulge



C = Cover



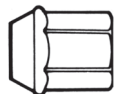
D = Dometop Capped Nut



E = External Thread



F = Flattop Capped Nut



H = Flanged Flat Face



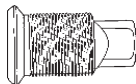
M = Mag



S = Standard



T = Truck Inner Nut



W = Wire Wheel Retaining Nut



FINISHES:

b = Black

c = Chrome

g = Gray

ss = Stainless

