

ANO-TUFF™ HARD ANODIZED ALUMINUM!

The same quality Swivel Seal™ hose end with a tougher skin!

EARL'S uses Mil Spec Type III hard anodizing to add superior wear and corrosion resistance to their aluminum. Ideal for use with alcohol fuel and marine environments. Also helps to extend hose end life by reducing thread wear. **EARL'S Ano-Tuff™** line of products are offered in a distinctive black hard anodized finish.



SWIVEL-SEAL™ hose ends are designed to be used with Earl's PERFORM-O-FLEX™, AUTO-FLEX™, PRO-LITE 350™ & Pro-Lite Ultra™ braid-protected hose. Not intended for use on any other Earl's hose. Use with other manufacturers' hose is not recommended.



STRAIGHT
AT8001__ERL

HOSE END SIZE	USE HOSE SIZE	ADAPTER SIZE	TYPICAL APPLICATION
6	6	6	Fuel Lines
8	8	8	Remote Oil Filter Lines
10	10	10	Dry, Sump, Remote Oil Filter Lines
12	12	12	Dry, Sump, Remote Oil Filter Lines
16	16	16	Dry, Sump & Oil Lines, Radiator Hose

PART NO.	HOSE END SIZE	USE HOSE SIZE	ADAPTER SIZE
AT800106ERL	6	6	6
AT800108ERL	8	8	8
AT800110ERL	10	10	10
AT800112ERL	12	12	12
AT800116ERL	16	16	16



30° TUBE
AT8031__ERL

PART NO.	HOSE END SIZE	USE HOSE SIZE	ADAPTER SIZE
AT803106ERL	6	6	6
AT803108ERL	8	8	8
AT803110ERL	10	10	10
AT803112ERL	12	12	12
AT803116ERL	16	16	16



45° LOW PROFILE
AT8045__ERL

PART NO.	HOSE END SIZE	USE HOSE SIZE	ADAPTER SIZE
AT804506ERL	6	6	6
AT804508ERL	8	8	8
AT804510ERL	10	10	10
AT804512ERL	12	12	12
AT804516ERL	16	16	16



45° TUBE
AT8046__ERL

PART NO.	HOSE END SIZE	USE HOSE SIZE	ADAPTER SIZE
AT804606ERL	6	6	6
AT804608ERL	8	8	8
AT804610ERL	10	10	10
AT804612ERL	12	12	12
AT804616ERL	16	16	16



60° TUBE
AT8061__ERL

PART NO.	HOSE END SIZE	USE HOSE SIZE	ADAPTER SIZE
AT806106ERL	6	6	6
AT806108ERL	8	8	8
AT806110ERL	10	10	10
AT806112ERL	12	12	12
AT806116ERL	16	16	16



90° LOW PROFILE
AT8090__ERL

PART NO.	HOSE END SIZE	USE HOSE SIZE	ADAPTER SIZE
AT809006ERL	6	6	6
AT809008ERL	8	8	8
AT809010ERL	10	10	10
AT809012ERL	12	12	12
AT809016ERL	16	16	16



90° TUBE
AT8091__ERL

Part NO.	Hose End Size	Use Hose Size	Adapter Size
AT809106ERL	6	6	6
AT809108ERL	8	8	8
AT809110ERL	10	10	10
AT809112ERL	12	12	12
AT809116ERL	16	16	16



120° TUBE
AT8120__ERL

Part NO.	Hose End Size	Use Hose Size	Adapter Size
AT812006ERL	6	6	6
AT812008ERL	8	8	8
AT812010ERL	10	10	10
AT812012ERL	12	12	12
AT812016ERL	16	16	16



150° TUBE
AT8150__ERL

Part NO.	Hose End Size	Use Hose Size	Adapter Size
AT815006ERL	6	6	6
AT815008ERL	8	8	8
AT815010ERL	10	10	10
AT815012ERL	12	12	12
AT815016ERL	16	16	16



180° TUBE
AT8180__ERL

Part NO.	Hose End Size	Use Hose Size	Adapter Size
AT818006ERL	6	6	6
AT818008ERL	8	8	8
AT818010ERL	10	10	10
AT818012ERL	12	12	12
AT818016ERL	16	16	16

NEW!

The same hard anodized skin as all our other Ano-Tuff items is now available on selected sizes of our reliable Auto-Fit design. Hard anodized Auto-Fit hose ends are available in -4, -20 & -24 to increase the size run options when added to our AT Swivel Seal line.

Size	Typical Application
4	Fuel Lines, Fuel and Oil Pressure Gauges
6	Fuel Lines
8	Fuel, Remote Oil I Filter Lines
10	Dry Sump, Remote Oil Filter Lines
12	Dry Sump, Remote Oil Filter Lines
16	Dry Sump & Water Lines
20	Water Lines
24	Water Lines



AUTO-FIT hose ends are designed to be used with Earl's PERFORM-O-FLEX™, PRO-LITE 350™, PRO-LITE ULTRA™ and AUTO-FLEX™ braid-protected hose. Not intended for use on any other Earl's hose. Use with other manufacturers' hose is not recommended.

Auto-Fit hose ends are non-swivel.



**STRAIGHT
AT3001__ERL**

PART NO.	HOSE END SIZE	USE HOSE SIZE	ADAPTER SIZE
AT300104ERL	4	4	4
AT300120ERL	20	20	20
AT300124ERL	24	24	24



**45° BENT TUBE
AT3046__ERL**

PART NO.	HOSE END SIZE	USE HOSE SIZE	ADAPTER SIZE
AT304604ERL	4	4	4
AT304620ERL	20	20	20
AT304624ERL	24	24	24



**90° BENT TUBE
AT3091__ERL**

PART NO.	HOSE END SIZE	USE HOSE SIZE	ADAPTER SIZE
AT309104ERL	4	4	4
AT309120ERL	20	20	20
AT309124ERL	24	24	24

NEW!

The same hard anodized skin as all our other Ano-Tuff items is now available on selected sizes of our reliable Auto-Fit design. Hard anodized Auto-Fit hose ends are available in -4, -20 & -24 to increase the size run options when added to our AT Swivel Seal line.

Auto-Fit hose ends are non-swivel.



**120° BENT TUBE
AT3120_ _ERL**

PART NO.	HOSE END SIZE	USE HOSE SIZE	ADAPTER SIZE
AT312004ERL	4	4	4
AT312020ERL	20	20	20



**150° BENT TUBE
AT3150_ _ERL**

PART NO.	HOSE END SIZE	USE HOSE SIZE	ADAPTER SIZE
AT315004ERL	4	4	4
AT315020ERL	20	20	20



**180° BENT TUBE
AT3180_ _ERL**

PART NO.	HOSE END SIZE	USE HOSE SIZE	ADAPTER SIZE
AT318004ERL	4	4	4
AT318020ERL	20	20	20



Ano-Tuff Direct Connect Swivel-Seal hose ends thread directly into a female port to eliminate the bulk and complication of an adapter fitting. The coupler can also be rotated independently of the hose end to allow the coupler to be threaded into the port while the hose and hose end are held stationary. Offered in male NPT and male AN thread sizes - in straight and 90° configurations.

NEW!



MALE PIPE THREADS

MALE THREAD SIZE	USE HOSE SIZE	STRAIGHT PART NO.	90° PART NO.
1/4 NPT	6	AT820106ERL	AT829006ERL
3/8 NPT	6	AT820166ERL	AT829066ERL
3/8 NPT	8	AT820108ERL	AT829008ERL
1/2 NPT	10	AT820110ERL	AT829010ERL

NEW!



Contoured Port

MALE A.N. THREADS

MALE THREAD SIZE	USE HOSE SIZE	STRAIGHT PART NO.	90° PART NO.
-6 AN	6	AT840106ERL	AT849006ERL
-8 AN	8	AT840108ERL	AT849008ERL
-10 AN	10	AT840110ERL	AT849010ERL
-12 AN	12	AT840112ERL	AT849012ERL

NEW!



ANO-TUFF SWIVEL-SEAL & ANO-TUFF AUTO-FIT REPLACEMENT SOCKETS

When you need to reuse a hose end and the sockets are damaged or worn, you can now order replacement hard anodized sockets!

HOSE SIZE	ANODIZED PART #
4	AT898043ERL
6	AT898063ERL
8	AT898083ERL
10	AT898103ERL
12	AT898123ERL
16	AT898163ERL
20	AT898203ERL
24	AT898243ERL

With the Ano-Tuff™ Mil Spec Type III hard anodized finish added to these hose ends, you have a combination that cannot be beat. Superior wear and corrosion resistance with one of the lightest hose ends on the market today.



Straight
AT7001__ERL

PART NO.	HOSE END SIZE	ADAPTER SIZE	HOSE SIZE
AT700104ERL	4	4	4
AT700106ERL	6	6	6
AT700108ERL	8	8	8
AT700110ERL	10	10	10
AT700112ERL	12	12	12
AT700116ERL	16	16	16



45°
AT7046__ERL

PART NO.	HOSE END SIZE	ADAPTER SIZE	HOSE SIZE
AT704604ERL	4	4	4
AT704606ERL	6	6	6
AT704608ERL	8	8	8
AT704610ERL	10	10	10
AT704612ERL	12	12	12
AT704616ERL	16	16	16



90°
AT7091__ERL

PART NO.	HOSE END SIZE	ADAPTER SIZE	HOSE SIZE
AT709104ERL	4	4	4
AT709106ERL	6	6	6
AT709108ERL	8	8	8
AT709110ERL	10	10	10
AT709112ERL	12	12	12
AT709116ERL	16	16	16



120°
AT7120__ERL

PART NO.	HOSE END SIZE	ADAPTER SIZE	HOSE SIZE
AT712004ERL	4	4	4
AT712006ERL	6	6	6
AT712008ERL	8	8	8
AT712010ERL	10	10	10
AT712012ERL	12	12	12
AT712016ERL	16	16	16



150°
AT7150__ERL

PART NO.	HOSE END SIZE	ADAPTER SIZE	HOSE SIZE
AT715004ERL	4	4	4
AT715006ERL	6	6	6
AT715008ERL	8	8	8
AT715010ERL	10	10	10
AT715012ERL	12	12	12
AT715016ERL	16	16	16



180°
AT7180__ERL

PART NO.	HOSE END SIZE	ADAPTER SIZE	HOSE SIZE
AT718004ERL	4	4	4
AT718006ERL	6	6	6
AT718008ERL	8	8	8
AT718010ERL	10	10	10
AT718012ERL	12	12	12
AT718016ERL	16	16	16



Auto Crimp Collars
798__ERL

PART NO.	HOSE END SIZE	HOSE SIZE
AT798043ERL	4	4
AT798063ERL	6	6
AT798083ERL	8	8
AT798103ERL	10	10
AT798123ERL	12	12
AT798163ERL	16	16

* Collar sold separately



Auto Crimp Collars
(Stainless Steel)
798__ERL

PART NO.	HOSE END SIZE	HOSE SIZE
AT798049ERL	4	4
AT798069ERL	6	6
AT798089ERL	8	8
AT798109ERL	10	10
AT798129ERL	12	12
AT798169ERL	16	16

* Collar sold separately



AUTO-MATE™ hose ends are designed for use with stainless steel braid-protected hose & Pro-Lite 350™ & Pro-Lite Ultra™. They cannot be used with Earl's SUPER STOCK™ hose because of their under-sized barbs - not for standard ID rubber hose. Auto-Mate™ needs either Econ-O-Fit™ or crimped Auto-Crimp™ collar to function.

NEW!

Remove the guess work out of hose compatibility issues! PTFE lined hose is inert so it will perform with any type of liquid, air or gas in a car or boat - including harsh pump fuel additives and Ethanol blends. Add these new Ano-Tuff Speed Seal hose ends to your Speed Flex hose and the entire assembly is protected. Hard anodized Speed Seal hose ends and Earl's Speed Flex hose are the perfect combination for any race, street or marine environment.

STRAIGHT

HOSE SIZE	NUT SIZE	PART #
-3	3	AT600133ERL
-4	4	AT600134ERL
-6	6	AT600136ERL
-8	8	AT600138ERL



**ADJUSTABLE
LOW PROFILE 45°**

HOSE SIZE	NUT SIZE	PART #
-3	3	AT604533ERL
-4	4	AT604534ERL
-6	6	AT604536ERL
-8	8	AT604538ERL



**ADJUSTABLE
TUBE 45°**

HOSE SIZE	NUT SIZE	PART #
-3	3	AT604733ERL
-4	4	AT604734ERL
-6	6	AT604736ERL
-8	8	AT604738ERL



**ADJUSTABLE
LOW PROFILE 90°**

HOSE SIZE	NUT SIZE	PART #
-3	3	AT609033ERL
-4	4	AT609034ERL
-6	6	AT609036ERL
-8	8	AT609038ERL



**ADJUSTABLE
TUBE 90°**

HOSE SIZE	NUT SIZE	PART #
-3	3	AT609233ERL
-4	4	AT609234ERL
-6	6	AT609236ERL
-8	8	AT609238ERL



NEW!

PRESSURE GAUGE ADAPTERS



AT100192ERL -6 Male to -6 Male
with 1/8 NPT in hex



AT100198ERL -8 Male to 3/8 NPT
with 1/8 NPT in hex



AT100193ERL -6 Male to 1/4 NPT
with 1/8 NPT in hex



AT100199ERL -6 Male to -6 Female
with 1/8 NPT in hex



AT100194ERL -6 Male to 3/8 NPT
with 1/8 NPT in hex



AT100200ERL -8 Male to -8 Female
with 1/8 NPT in hex



AT100196ERL -8 Male to -8 Male
with 1/8 NPT in hex



AT100201ERL -4 Male to -4 Female
with 1/8 NPT in hex



AT100197ERL -8 Male to 1/4 NPT
with 1/8 NPT in hex




NEW! IN-LINE FUEL & OIL FILTERS

For use as pre or post filters for fuel and oil carbureted systems. Easily disassembled for inspection and cleaning.



.35 micron bronze element



Screen type

PART NO.	DESCRIPTION
AT230106ERL	6 AN Male
AT230108ERL	8 AN Male

Replacement element pg. 59

FUEL FILTER PART NO.	OIL FILTER PART NO.	FITTINGS SIZE
AT230204ERL (85 micron)	AT230304ERL (140 micron)	4
AT230206ERL (85 micron)	AT230306ERL (140 micron)	6
AT230208ERL (85 micron)	AT230308ERL (140 micron)	8

NEW! SHUT-OFF VALVE

IDEAL FOR USE AS:

1. Emergency Fuel Shut Off Valve
- 300 PSI Max
2. Anti-Theft Device
3. Drain Valve

Part No.	Inlet Thread Size	Outlet Thread Size	Overall Length of Body	Material of Body
----------	-------------------	--------------------	------------------------	------------------



AT230502ERL 3/8 Fem. NPT -6 AN Bulkhead 2-3/4" Hard Anodized Alum.



AT230503ERL 3/8 Fem. NPT -8 AN Bulkhead 2-3/4" Hard Anodized Alum.



AT230505ERL 1/2 Fem. NPT -10 AN Bulkhead 2-3/4" Hard Anodized Alum.

The perfect match for our hugely popular Ano-Tuff™ hose ends. Ano-Tuff™ adapters feature the same Mil Spec hard anodized coating that penetrates the aluminum base to deliver superior wear and corrosion resistance.

STRAIGHT



	PART NO.	"A" FTG. SIZE	"B" NPT THREAD SIZE
NEW	AT981603ERL	3	1/8
	AT981604ERL	4	1/8
	AT981644ERL	4	1/4
	AT981662ERL	6	1/8
	AT981606ERL	6	1/4
	AT981666ERL	6	3/8
	AT981668ERL	6	1/2
	AT981607ERL	8	1/4
	AT981608ERL	8	3/8
	AT981688ERL	8	1/2
	AT981611ERL	10	3/8
	AT981610ERL	10	1/2
	AT981609ERL	10	3/4
	AT981613ERL	12	1/2
	AT981612ERL	12	3/4
	AT981615ERL	16	3/4
	AT981616ERL	16	1
NEW	AT981620ERL	20	1-1/4

45° ELBOW



	PART NO.	"A" FTG. SIZE	"B" NPT THREAD SIZE
NEW	AT982303ERL	3	1/8
	AT982304ERL	4	1/8
	AT982344ERL	4	1/4
	AT982362ERL	6	1/8
	AT982306ERL	6	1/4
	AT982366ERL	6	3/8
	AT982368ERL	6	1/2
	AT982307ERL	8	1/4
	AT982308ERL	8	3/8
	AT982388ERL	8	1/2
	AT982311ERL	10	3/8
	AT982310ERL	10	1/2
	AT982309ERL	10	3/4
	AT982313ERL	12	1/2
	AT982312ERL	12	3/4
	AT982316ERL	16	1

90° ELBOW



	PART NO.	"A" FTG. SIZE	"B" NPT THREAD SIZE
NEW	AT982203ERL	3	1/8
	AT982204ERL	4	1/8
	AT982244ERL	4	1/4
	AT982262ERL	6	1/8
	AT982206ERL	6	1/4
	AT982266ERL	6	3/8
	AT982268ERL	6	1/2
	AT982207ERL	8	1/4
	AT982208ERL	8	3/8
	AT982288ERL	8	1/2
	AT982211ERL	10	3/8
	AT982210ERL	10	1/2
	AT982209ERL	10	3/4
	AT982213ERL	12	1/2
	AT982212ERL	12	3/4
	AT982215ERL	16	3/4
	AT982216ERL	16	1

AN TEE



	PART NO.	"A" FTG. SIZE	"B" FTG. SIZE	"C" FTG. SIZE
	AT982403ERL	3	3	3
	AT982404ERL	4	4	4
	AT982406ERL	6	6	6
	AT982408ERL	8	8	8
	AT982410ERL	10	10	10
	AT982412ERL	12	12	12
	AT982416ERL	16	16	16

**TEE-PIPE
THREAD ON
SIDE**



	PART NO.	"A" FTG. SIZE	"B" FTG. SIZE	"C" PIPE THD. SIZE
	AT982503ERL	3	3	1/8
	AT982504ERL	4	4	1/8
	AT982506ERL	6	6	1/4
	AT982508ERL	8	8	3/8
	AT982510ERL	10	10	1/2
	AT982512ERL	12	12	3/4

UNION - MALE



	PART NO.	"A" FTG. SIZE	"B" FTG. SIZE
NEW	AT981503ERL	3	3
	AT981504ERL	4	4
	AT981506ERL	6	6
	AT981508ERL	8	8
	AT981510ERL	10	10
	AT981512ERL	12	12
	AT981516ERL	16	16
NEW	AT981520ERL	20	20

**TEE-PIPE
THREAD ON
RUN**



	PART NO.	"A" PIPE THD. SIZE	"B" FTG. SIZE	"C" FTG. SIZE
	AT982603ERL	1/8	3	3
	AT982604ERL	1/8	4	4
	AT982606ERL	1/4	6	6
	AT982608ERL	3/8	8	8
	AT982610ERL	1/2	10	10
	AT982612ERL	3/4	12	12
	AT982616ERL	1	12	12

UNION - REDUCER



PART NO.	"A" FTG. SIZE	"B" FTG. SIZE
AT991902ERL	4	3
AT991903ERL	5	4
AT991906ERL	6	4
AT991907ERL	6	5
AT991912ERL	8	6
AT991914ERL	10	6
AT991915ERL	10	8
AT991918ERL	12	6
AT991919ERL	12	8
AT991920ERL	12	10
AT991922ERL	16	10
AT991923ERL	16	12
AT991924ERL	20	16

NEW 90° ELBOW



PART NO.	"A" FTG. SIZE	"B" FTG. SIZE
AT982103ERL	3	3
AT982104ERL	4	4
AT982106ERL	6	6
AT982108ERL	8	8
AT982110ERL	10	10
AT982112ERL	12	12
AT982116ERL	16	16

STRAIGHT BULKHEAD



PART NO.	"A" FTG. SIZE	"B" FTG. SIZE
AT983203ERL	3	3
AT983204ERL	4	4
AT983206ERL	6	6
AT983208ERL	8	8
AT983210ERL	10	10
AT983212ERL	12	12
AT983216ERL	16	16

45° BULKHEAD



PART NO.	"A" FTG. SIZE	"B" FTG. SIZE
AT983703ERL	3	3
AT983704ERL	4	4
AT983706ERL	6	6
AT983708ERL	8	8
AT983710ERL	10	10
AT983712ERL	12	12

90° BULKHEAD



PART NO.	"A" FTG. SIZE	"B" FTG. SIZE
AT983303ERL	3	3
AT983304ERL	4	4
AT983306ERL	6	6
AT983308ERL	8	8
AT983310ERL	10	10
AT983312ERL	12	12
AT983316ERL	16	16

AN TEE BULKHEAD



PART NO.	"A" FTG. SIZE	"B" FTG. SIZE	"C" FTG. SIZE
AT983403ERL	3	3	3
AT983404ERL	4	4	4
AT983406ERL	6	6	6
AT983408ERL	8	8	8
AT983410ERL	10	10	10
AT983412ERL	12	12	12
AT983416ERL	16	16	16

BULKHEAD NUT



PART NO.	QTY. PER PKG.	FTG. SIZE
AT592403ERL	2	3
AT592404ERL	2	4
AT592406ERL	2	6
AT992408ERL	1	8
AT992410ERL	1	10
AT992412ERL	1	12
AT992416ERL	1	16

TUBE NUT



PART NO.	QTY. PER PKG.	FTG. SIZE	TUBE SIZE
AT581803ERL	2	3	3/16
AT581804ERL	2	4	1/4
AT581805ERL	2	5	5/16
AT581806ERL	2	6	3/8
AT981808ERL	1	8	1/2
AT981810ERL	1	10	5/8
AT981812ERL	1	12	3/4
AT981816ERL	1	16	1

NEW TUBE SLEEVE



ALUMINUM PART NO.	QTY. PER PKG.	FTG. SIZE	TUBE SIZE
AT981903ERL	2	3	3/16
AT581904ERL	2	4	1/4
AT581905ERL	2	5	5/16
AT581906ERL	2	6	3/8
AT981908ERL	1	8	1/2
AT981910ERL	1	10	5/8

SPECIAL PURPOSE ADAPTERS

FLARE REDUCERS



PART NO.	"A" FTG. SIZE	"B" FTG. SIZE
AT9892064ERL	6	4
AT9892084ERL	8	4
AT9892086ERL	8	6
AT9892104ERL	10	4
AT9892106ERL	10	6
AT9892108ERL	10	8
AT9892126ERL	12	6
AT9892128ERL	12	8
AT9892120ERL	12	10
AT9892160ERL	16	10
AT9892162ERL	16	12
AT9892206ERL	20	16

45° FEMALE AN SWIVEL TO FEMALE AN SWIVEL - TUBE



PART NO.	"A" FTG. SIZE	"B" FTG. SIZE
AT939203ERL	3	3
AT939204ERL	4	4
AT939206ERL	6	6
AT939208ERL	8	8
AT939210ERL	10	10
AT939212ERL	12	12
AT939216ERL	16	16

45° FEMALE AN SWIVEL TO FEMALE AN SWIVEL LOW PROFILE



PART NO.	"A" FTG. SIZE	"B" FTG. SIZE
AT939103ERL	3	3
AT939104ERL	4	4
AT939106ERL	6	6
AT939108ERL	8	8
AT939110ERL	10	10
AT939112ERL	12	12
AT939116ERL	16	16

90° FEMALE AN SWIVEL TO MALE AN



PART NO.	"A" FTG. SIZE	"B" FTG. SIZE
AT921103ERL	3	3
AT921104ERL	4	4
AT921106ERL	6	6
AT921108ERL	8	8
AT921110ERL	10	10
AT921112ERL	12	12
AT921116ERL	16	16

NEW FLARE EXPANDERS



ALUMINUM PART NO.	"A" FTG. SIZE	"B" FTG. SIZE
AT9893034ERL	3	4
AT9893046ERL	4	6
AT9893068ERL	6	8
AT9893810ERL	8	10
AT9893102ERL	10	12
AT9893126ERL	12	16

STRAIGHT FEMALE AN SWIVEL COUPLING




AT915186ERL



AT915112ERL


PART NO.	"A" FTG. SIZE	"B" FTG. SIZE
AT915103ERL	3	3
AT915104ERL	4	4
AT915106ERL	6	6
AT915186ERL	8	6
AT915108ERL	8	8
AT915110ERL	10	10
AT915112ERL	12	12
AT915116ERL	16	16
AT915120ERL	20	20

90° FEMALE AN SWIVEL TO FEMALE AN SWIVEL - TUBE



PART NO.	"A" FTG. SIZE	"B" FTG. SIZE
AT935103ERL	3	3
AT935104ERL	4	4
AT935106ERL	6	6
AT935108ERL	8	8
AT935110ERL	10	10
AT935112ERL	12	12
AT935116ERL	16	16

90° FEMALE AN SWIVEL TO FEMALE AN SWIVEL LOW PROFILE



PART NO.	"A" FTG. SIZE	"B" FTG. SIZE
AT934103ERL	3	3
AT934104ERL	4	4
AT934106ERL	6	6
AT934108ERL	8	8
AT934110ERL	10	10
AT934112ERL	12	12
AT934116ERL	16	16


45° FEMALE AN SWIVEL TO MALE AN



PART NO.	"A" FTG. SIZE	"B" FTG. SIZE
AT924103ERL	3	3
AT924104ERL	4	4
AT924106ERL	6	6
AT924108ERL	8	8
AT924110ERL	10	10
AT924112ERL	12	12

SPECIALS PURPOSE ADAPTERS

AN TEE FEMALE SWIVEL ON SIDE



PART NO.	"A" FTG. SIZE	"B" FTG. SIZE	"C" FTG. SIZE
AT925103ERL	3	3	3
AT925104ERL	4	4	4
AT925106ERL	6	6	6
AT925108ERL	8	8	8
AT925110ERL	10	10	10
AT925112ERL	12	12	12

AN TEE FEMALE SWIVEL ON RUN




PART NO.	"A" FTG. SIZE	"B" FTG. SIZE	"C" FTG. SIZE
AT926103ERL	3	3	3
AT926104ERL	4	4	4
AT926106ERL	6	6	6
AT926108ERL	8	8	8
AT926110ERL	10	10	10
AT926112ERL	12	12	12

STRAIGHT AN SWIVEL TO MALE NPT



PART NO.	"A" FTG. SIZE	"B" NPT THREAD SIZE
AT916103ERL	3	1/8
AT916104ERL	4	1/8
AT916144ERL	4	1/4
AT916106ERL	6	1/4
AT916162ERL	6	1/8
AT916166ERL	6	3/8
AT916107ERL	8	1/4
AT916108ERL	8	3/8
AT916188ERL	8	1/2
AT916110ERL	10	1/2
AT916111ERL	10	3/8
AT916112ERL	12	3/4
AT916113ERL	12	1/2

90° MALE AN TO MALE SWIVEL NPT



PART NO.	"A" FTG. SIZE	"B" NPT THREAD SIZE
AT922103ERL	3	1/8
AT922104ERL	4	1/8
AT922144ERL	4	1/4
AT922106ERL	6	1/4
AT922162ERL	6	1/8
AT922166ERL	6	3/8
AT922107ERL	8	1/4
AT922108ERL	8	3/8
AT922188ERL	8	1/2
AT922110ERL	10	1/2
AT922111ERL	10	3/8
AT922112ERL	12	3/4
AT922113ERL	12	1/2

PORT ADAPTERS ("O" Ring seal)



PART NO.	"A" FTG. SIZE	"B" FTG. SIZE	
AT985064ERL	-6	7/16-20	(AN 4)
AT985065ERL	-6	1/2-20	(AN 5)
AT985006ERL	-6	9/16-18	(AN 6)
AT985068ERL	-6	3/4-16	(AN 8)
AT985086ERL	-8	9/16-18	(AN 6)
AT985008ERL	-8	3/4-16	(AN 8)
AT985081ERL	-8	7/8-14	(AN 10)
AT985009ERL	-10	3/4-16	(AN 8)
AT985010ERL	-10	7/8-14	(AN 10)
AT985011ERL	-10	1 1/16-12	(AN 12)
AT985013ERL	-12	7/8-14	(AN 10)
AT985012ERL	-12	1 1/16-12	(AN 12)
NEW AT985015ERL	-16	1 1/16-12	(AN 12)
AT985016ERL	-16	1 5/16-12	(AN 16)

90° MALE AN TO MALE SWIVEL A.N. (OR METRIC)



PART NO.	"A" FTG. SIZE	"B" THREAD SIZE
AT949064ERL	6	7/16-20
AT949065ERL	6	1/2-20
AT949006ERL	6	9/16-18
AT949068ERL	6	3/4-16
AT949091ERL	6	12mm x 1.25
AT949092ERL	6	12mm x 1.5
AT949093ERL	6	7/8-20
AT949094ERL	6	9/16-24
AT949096ERL	6	5/8-18
AT949086ERL	8	9/16-18
AT949008ERL	8	3/4-16
AT949081ERL	8	7/8-14
AT949083ERL	8	7/8-20
AT949009ERL	10	3/4-16
AT949010ERL	10	7/8-14
AT949011ERL	10	1 1/16-12
AT949013ERL	12	7/8-14
AT949012ERL	12	1 1/16-12

A.N. TO A.N. ADAPTERS

NEW FEMALE AN TEE ("O" RING SEAL)



ALUMINUM PART NO.	"A" FTG. SIZE	"B" FTG. SIZE	"C" FTG. SIZE
AT993804ERL	4	4	4
AT993806ERL	6	6	6
AT993808ERL	8	8	8
AT993810ERL	10	10	10
AT993812ERL	12	12	12

NEW AN REDUCER ("O" RING SEAL)



PART NO.	"A" FTG. SIZE	"B" FTG. SIZE
AT989404ERL	10	8
AT989409ERL	12	8
AT989410ERL	12	10
AT989411ERL	16	12
AT989443ERL	4	3
AT989464ERL	6	4
AT989486ERL	8	6

PIPE THREAD TO PIPE THREAD ADAPTERS

NEW FEMALE COUPLING



PART NO.	PIPE THD. SIZE
AT991001ERL	1/8
AT991002ERL	1/4
AT991003ERL	3/8
AT991004ERL	1/2
AT991006ERL	3/4

NEW MALE NIPPLE



PART NO.	PIPE THD. SIZE
AT991101ERL	1/8
AT991102ERL	1/4
AT991103ERL	3/8
AT991104ERL	1/2
AT991106ERL	3/4

NEW 45° ELBOW INTERNAL/EXTERNAL PIPE THREAD



PART NO.	"A" PIPE THD. SIZE	"B" PIPE THD. SIZE
AT991501ERL	1/8	1/8
AT991502ERL	1/4	1/4
AT991503ERL	3/8	3/8

NEW 90° ELBOW INTERNAL/EXTERNAL PIPE THREAD



PART NO.	"A" PIPE THD. SIZE	"B" PIPE THD. SIZE
AT991401ERL	1/8	1/8
AT991402ERL	1/4	1/4
AT991403ERL	3/8	3/8

NEW 90° ELBOW INTERNAL PIPE THREAD



PART NO.	"A" PIPE THD. SIZE	"B" PIPE THD. SIZE
AT991601ERL	1/8	1/8
AT991602ERL	1/4	1/4
AT991603ERL	3/8	3/8

NEW TEE INTERNAL PIPE THREAD



PART NO.	"A" PIPE THD. SIZE	"B" PIPE THD. SIZE	"C" PIPE THD. SIZE
AT991701ERL	1/8	1/8	1/8
AT991702ERL	1/4	1/4	1/4
AT991703ERL	3/8	3/8	3/8

PIPE THREAD TO PIPE THREAD ADAPTERS

NEW REDUCER - PIPE BUSHING



PART NO.	"A"	"B"
	PIPE THD. SIZE	PIPE THD. SIZE
AT991201ERL	1/4	1/8
AT991202ERL	3/8	1/4
AT991203ERL	3/8	1/8
AT991204ERL	1/2	3/8
AT991205ERL	1/2	1/4
AT991206ERL	1/2	1/8
AT991207ERL	3/4	1/2

PART NO.	"A"	"B"
	PIPE THD. SIZE	PIPE THD. SIZE
AT991208ERL	3/4	3/8
AT991209ERL	3/4	1/4
AT991210ERL	1	3/4
AT991211ERL	1	1/2
AT991212ERL	1	3/8
AT991213ERL	1 1/4	3/4

HOSE BARB TO PIPE THREAD ADAPTERS

NEW STRAIGHT



PART NO.	"A"	"B"
	HOSE SIZE	NPT SIZE
AT984004ERL	1/4	1/8
AT984006ERL	3/8	1/4
AT984008ERL	1/2	3/8
AT984010ERL	5/8	1/2
AT984012ERL	3/4	3/4

NEW 45° ELBOW



PART NO.	"A"	"B"
	HOSE SIZE	NPT SIZE
AT984404ERL	1/4	1/8
AT984406ERL	3/8	1/4
AT984408ERL	1/2	3/8
AT984410ERL	5/8	1/2
AT984412ERL	3/4	3/4

NEW 90° ELBOW



PART NO.	"A"	"B"
	HOSE SIZE	NPT SIZE
AT984204ERL	1/4	1/8
AT984206ERL	3/8	1/4
AT984208ERL	1/2	3/8
AT984210ERL	5/8	1/2
AT984212ERL	3/4	3/4

CAPS & PLUGS

The perfect match for our hugely popular Ano-Tuff™ hose ends. Ano-Tuff™ adapters feature the same Mil Spec hard anodized coating that penetrates the aluminum base to deliver superior wear and corrosion resistance.

A.N. CAP



See pg. 105
for plastic caps

PART NO.	QTY. PER PKG.	FTG. SIZE
AT592903ERL	2	3
AT592904ERL	2	4
AT592906ERL	2	6
AT992908ERL	1	8
AT992910ERL	1	10
AT992912ERL	1	12
AT992916ERL	1	16
AT992920ERL	1	20

A.N. PLUG



See pg. 105
for plastic plugs

PART NO.	QTY. PER PKG.	FTG. SIZE
AT580604ERL	2	4
AT580606ERL	2	6
AT980608ERL	1	8
AT980610ERL	1	10
AT980612ERL	1	12
AT980616ERL	1	16
AT980620ERL	1	20

PORT PLUG ("O" RING SEAL)



PART NO.	QTY. PER PKG.	FTG. SIZE
AT581404ERL	2	4
AT581406ERL	2	6
AT981408ERL	1	8
AT981410ERL	1	10
AT981412ERL	1	12
AT981416ERL	1	16

NPT PLUG-INTERNAL WRENCHING



PART NO.	QTY. PER PKG.	FTG. SIZE
AT593202ERL	2	1/8
AT593203ERL	2	1/4
AT593204ERL	2	3/8
AT993205ERL	1	1/2
AT993206ERL	1	3/4


NPT PLUG-HEX HEAD




PART NO.	FTG. SIZE
AT993302ERL	1/4
AT993303ERL	3/8
AT993304ERL	1/2
AT993306ERL	3/4

ADAPTERS

CARBURETOR / POWER STEERING / FUEL PUMP / FUEL INJECTION ADAPTERS

PART NO.	HOSE END SIZE	APPLICATION	NO.	SIZE	APPLICATION
 AT991942ERL	6	Single Inlet Holley/Reman with 9/16-24 thread size	NEW AT991953ERL	6	Weber with 10mm X 1 thread size
 AT991943ERL	6	Dual Feed Holley/Reman (short) w/ 7/8-20 thread size	NEW AT991954ERL	6	Power Steering / Fuel Injection - O-Ring Seal 14mm X 1.5
 NEW AT991944ERL	6	Weber with 12mm X 1.50 thread size	NEW AT991955ERL	6	Power Steering / Fuel Injection - O-Ring Seal 16mm X 1.5
 NEW AT991945ERL	6	Dellorto / Solex / Mikuni with 12mm X 1.25 thread size	NEW AT991956ERL	6	Power Steering - O-Ring Seal with 18mm X 1.50 thread size
 NEW AT991946ERL	6	Power Steering / Fuel Pump - 5/16 Tube Inverted Flare with 1/2-20 thread size	 AT991957ERL	8	Dual Feed Holley/Reman with 7/8-20 thread size
 NEW AT991947ERL	6	Power Steering / Fuel Pump - 3/8 Tube Inverted Flare with 5/8-18 thread size	 NEW AT991958ERL	8	Dual Feed Holley w/ 3/4-16 thread size
 AT991948ERL	8	Dual Feed Holley/Reman (extended) with 7/8-20 thread size	 NEW AT991959ERL	6	Dual Feed Holley w/ 3/4-16 thread size

NEW ALUMINUM TUBING ADAPTERS



PART NO.	"A" FTG. SIZE	"B" TUBE SIZE
AT165056ERL	-6 AN Male	5/16"
AT165064ERL	-6 AN Male	1/4"
AT165006ERL	-6 AN Male	3/8"
AT165086ERL	-8 AN Male	3/8"
AT165008ERL	-8 AN Male	1/2"
AT165010ERL	-10 AN Male	5/8"
AT165156ERL	-6 AN Female	5/16"
AT165106ERL	-6 AN Female	3/8"
AT165108ERL	-8 AN Female	1/2"
AT165110ERL	-10 AN Female	5/8"

***250 PSI MAX**

NEW REPLACEMENT COMPRESSION SLEEVES



PART NO.	TUBING SIZE
165040ERL	1/4"
165050ERL	5/16"
165060ERL	3/8"
165080ERL	1/2"
165100ERL	5/8"