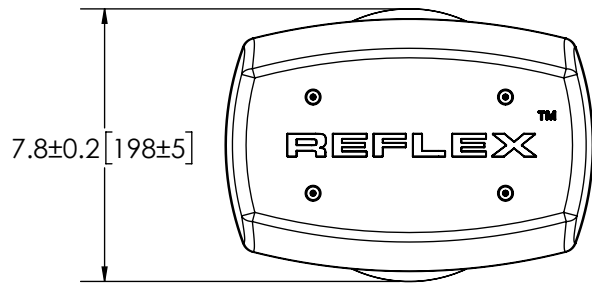
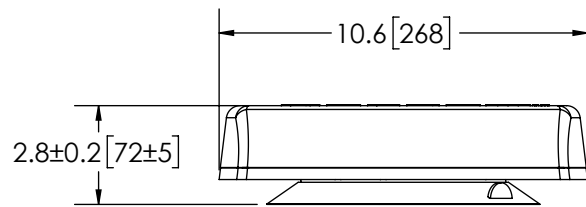


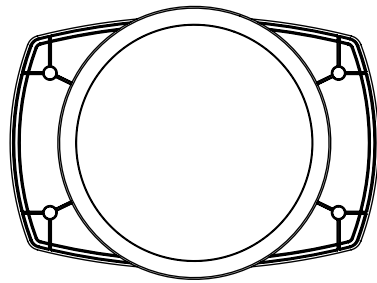
REVISION HISTORY		
REV.	DESCRIPTION	DATE
07	REVISED PER EL0056	2016-10-28
A	INITIAL RELEASE PER EL0056	2016-10-28
B	REVISE PER EL0086	2018-08-27




**TOP VIEW**



**FRONT VIEW**



**BOTTOM VIEW**



**SPECIFICATIONS**

- CERTIFICATIONS: ECE R10; AMECA/SAE J845 (JUN 2013) CLASS 2; YELLOW; IP6K5  
 Note: Unique components, accessories, and hardware kits are not typically Included in the Product Certification Test Protocols. Unless otherwise Specified, the Product Certifications referred to herein are predicated upon the base product model configuration.
- FLASH MODE: SINGLE : 75 ± 5 FLASHES PER MINUTE  
 SINGLE : 120 ± 5 FLASHES PER MINUTE  
 DOUBLE : 75 ± 5 FLASHES PER MINUTE
- VOLTAGE (NOMINAL): 12-24 VDC
- VOLTAGE (EXTREME): 9-32 VDC
- CURRENT (PEAK): 0.7A (@ 12 VDC NOMINAL)
- POWER (MAXIMUM): 9.0W (@ 12 VDC NOMINAL)
- TEMPERATURE RANGE: -22°F (-30°C) TO 122°F (50°C)
- CONNECTION: 15' CORD W/DUAL SWITCH LIGHTER ADAPTER
- MOUNTING: VACUUM MAGNET
- BASE MATERIAL: POLYCARBONATE
- LENS MATERIAL: POLYCARBONATE
- PRODUCT WEIGHT: 3.3 LBS (1.49 Kg)

**DISCLAIMER**  
 DIMENSIONS, ILLUSTRATIONS, SPECIFICATIONS, AND CERTIFICATIONS CONTAINED IN THIS DOCUMENT ARE TYPICAL OF THE ACTUAL PRODUCT AND ARE SUBJECT TO CHANGE. ECCO ENGINEERING DOES NOT MAINTAIN FORMAL DESIGN CONTROL OF THIS PRODUCT.

COLOR CHART	
FG P/N	COLOR
5545CA-VM	AMBER

**NOTES:**  
 1. DIMENSIONS IN INCHES[MILLIMETERS (FOR REFERENCE)]

SCALE 1:5.5		APPROVALS	DATE	
CAD GENERATED DRAWING DO NOT MANUALLY UPDATE. MODEL REFERENCED: A		DRAWN BY ABD	2018-07-16	
TOLERANCES ARE IN INCHES, AND MILLIMETERS TOLERANCES UNLESS OTHERWISE STATED ARE:		CHECKED ABB	2018-07-17	
MILLIMETERS DECIMALS XX. ± 1.0mm XX.X ± 0.5mm	INCHES DECIMALS X.X ± 0.1 X.XX ± 0.04 X.XXX ± 0.02	MECH. ENG. JLA	2018-07-16	
ANGLES ± 0.5° FRACTIONS ± 1/64		ELEC. ENG. GCJ	2018-07-17	
THIRD ANGLE PROJECTION 		TEST ENG. JRT	2018-07-25	
		SALES. ARS	2018-07-17	
LED MICROBAR, 11", 12-24V, VM, CLASS II				CUSTOMER PART NO. <b>SEE CHART</b>
				PRODUCT SERIES: <b>5500</b>
SIZE: A		DWG. NO. 5545XX-VM		REV. B
Electronically Controlled Use Latest Copy		Project: EL0056		Date Created: 2016-10-11

THIS DRAWING AND THE DESIGN IT DISCLOSES ARE THE PRIVATE PROPERTY OF ELECTRONIC CONTROLS CO. AND IS ISSUED IN CONFIDENCE FOR ENGINEERING INFORMATION ONLY. THE DRAWING AND / OR DESIGN MAY NOT BE USED, COPIED, REPRODUCED, OR OTHERWISE DISCLOSED IN PART OR AS A WHOLE TO OUTSIDERS OR USED FOR ANY OTHER PURPOSE WITHOUT THE PRIOR WRITTEN CONSENT OF ELECTRONIC CONTROLS CO. THE DRAWING IS SUBJECT TO RECALL AT ANY TIME. YOUR POSSESSION OF THIS DOCUMENT CONSTITUTES ACCEPTANCE OF THESE TERMS. © 2016 ELECTRONIC CONTROLS CO.