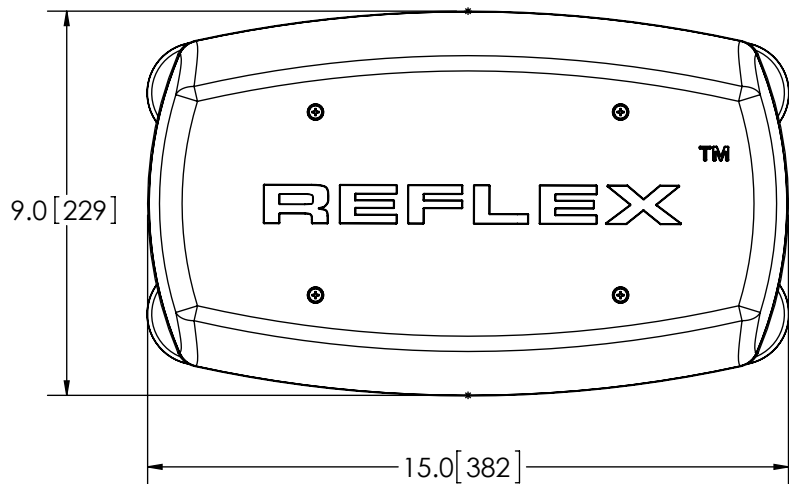


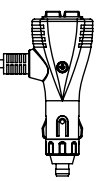
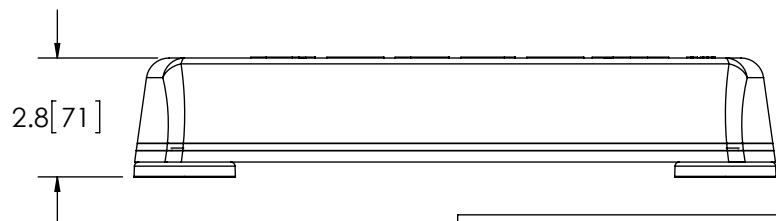
REVISION HISTORY		
REV.	DESCRIPTION	DATE
01	PRELIMINARY RELEASE PER LM14214	2014-05-13
02	REVISED PER LM14214	2014-06-02
A	INITIAL RELEASE PER LM14214	2014-06-24



15' [4572] CORD W/DUAL SWITCH LIGHTER ADAPTER

### SPECIFICATIONS

- CERTIFICATIONS: **CE**; ECE R10; SAE J845 (DEC 2007); CLASS 2 YELLOW (AMBER); IP-35C For a Category 2 Enclosure  
 Note: Unique components, accessories, and hardware kits are not typically included in the Product Certification Test Protocols. Unless otherwise Specified, the Product Certifications referred to herein are predicated upon the base product model configuration.
- FLASH MODE: DOUBLE : 75 ± 5 FLASHES PER MINUTE  
 QUAD : 75 ± 5 FLASHES PER MINUTE  
 QUINT : 75 ± 5 FLASHES PER MINUTE
- VOLTAGE (NOMINAL): 12 to 24 VDC
- VOLTAGE (EXTREME): 9.0 to 32.0 VDC
- CURRENT (PEAK): 2.74A (@ 12 VDC NOMINAL)
- POWER (MAXIMUM): 35.1W (@ 12 VDC NOMINAL)
- TEMPERATURE RANGE: -22°F (-30°C) TO 122°F (50°C)
- CONNECTION: 2-16 AWG WIRES W/LIGHTER ADAPTER
- MOUNTING: MAGNET MOUNT
- BASE MATERIAL: POLYCARBONATE
- LENS MATERIAL: POLYCARBONATE
- PRODUCT WEIGHT: 4.0 LBS (1.8 Kg)



NOTES:  
 1. DIMENSIONS IN INCHES [MILLIMETERS (FOR REFERENCE)]

SCALE 1:4.5		APPROVALS	DATE												
CAD GENERATED DRAWING DO NOT MANUALLY UPDATE. MODEL REFERENCED: A		DRAWN BY: SNS	2014-06-02												
TOLERANCES ARE IN INCHES, AND MILLIMETERS TOLERANCES ARE:		CHECKED	2014-06-03												
<table border="1"> <tr> <th>MILLIMETERS DECIMALS</th> <th>INCHES DECIMALS</th> <th>ANGLES</th> </tr> <tr> <td>XX. ± 1.0mm</td> <td>X.X ± 0.1</td> <td>± 0.5°</td> </tr> <tr> <td>XX.X ± 0.5mm</td> <td>X.XX ± 0.04</td> <td>FRACTIONS</td> </tr> <tr> <td></td> <td>X.XXX ± 0.02</td> <td>± 1/64</td> </tr> </table>		MILLIMETERS DECIMALS	INCHES DECIMALS		ANGLES	XX. ± 1.0mm	X.X ± 0.1	± 0.5°	XX.X ± 0.5mm	X.XX ± 0.04	FRACTIONS		X.XXX ± 0.02	± 1/64	MECH. ENG. NMT
MILLIMETERS DECIMALS	INCHES DECIMALS	ANGLES													
XX. ± 1.0mm	X.X ± 0.1	± 0.5°													
XX.X ± 0.5mm	X.XX ± 0.04	FRACTIONS													
	X.XXX ± 0.02	± 1/64													
		ELEC. ENG. TJT	2014-06-02	<b>LED MINIBAR, 8 HEAD, MAG MNT, 12-24VDC, A</b>											
		TEST ENG. JRT	2014-06-16												
		SALES. LAT	2014-06-03												
NON DISCLOSURE AGREEMENT		THIRD ANGLE PROJECTION		CUSTOMER PART NO. <b>5580A-MG</b>											
<small>THIS DRAWING AND THE DESIGN IT DISCLOSES ARE THE PRIVATE PROPERTY OF ECCO AND IS ISSUED IN CONFIDENCE FOR ENGINEERING INFORMATION ONLY. THE DRAWING AND / OR DESIGN MAY NOT BE USED, COPIED, REPRODUCED, OR OTHERWISE DISCLOSED IN PART OR AS A WHOLE TO OUTSIDERS OR USED FOR ANY OTHER PURPOSE WITHOUT THE PRIOR WRITTEN CONSENT OF ECCO. THE DRAWING IS SUBJECT TO RECALL AT ANY TIME. YOUR POSSESSION OF THIS DOCUMENT CONSTITUTES ACCEPTANCE OF THESE TERMS. © 2014 ECCO</small>				PRODUCT SERIES: <b>5500</b>											
		SIZE: A DWG. NO. <b>5580A-MG</b>		REV. A											
		Electronically Controlled Use Latest Copy SHEET 1 OF 1 Project: LM14214 Date Created: 2014-05-13													