

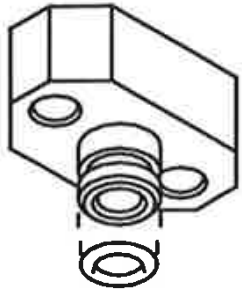
Installation of O-rings:

New O-ring(s) are provided in this kit. They **MUST** be installed. To install:

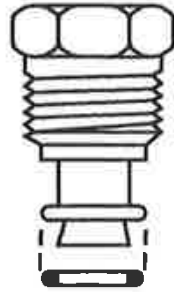
Lubricate O-ring(s) with clean Power Steering Fluid. Carefully slide the O-ring(s) over the tube end(s) as illustrated below. Use extreme care not to cut, tear or damage the O-ring(s). Leakage will occur if O-ring(s) is damaged.

NOTE: Failure to install O-rings will cause hose leakage!

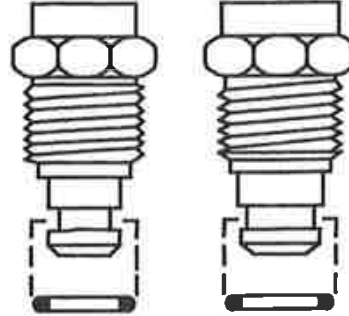
Captive O-ring



Standard O-ring Flare



Swivel O-ring Type I



Swivel O-ring Type II

