

THE RIGHT BRAKE PARTS TO KEEP YOU ON YOUR JOURNEY



69,148

OUT-OF-SERVICE BRAKE VIOLATIONS IN 2018²



BRAKE SYSTEMS

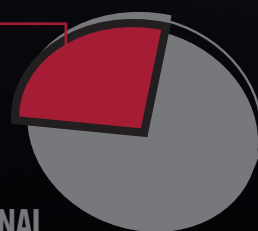
NO.1

FOR MOST OUT-OF-SERVICE VIOLATIONS

28

%

OF LEVEL I, II, OR III INTERNATIONAL ROADCHECK INSPECTION OUT-OF-SERVICE VIOLATIONS¹



WHAT DOES MAINTENANCE INCLUDE?



Estimated ratio of related service items during brake maintenance:

100 : 19 : 14 : 7

BRAKE SHOES



CAMSHAFTS



CAM REPAIR KITS



SLACK ADJUSTERS



When it comes to you, there's no stopping us. Contact your Meritor representative or Customer Care at 888-725-9355 in U.S. or 800-387-3889 in Canada.

¹ During 2018 International Roadcheck, a total of 67,003 Level I, II, and III Inspections were conducted resulting in 16,003 out-of-service violations with 4,545 out-of-service violations attributed to brake systems.

² In all of 2018, Brakes out of service (396.3A1BOS) was the #2 out-of-service violation with 69,148 violations for all vehicles. (Data Source: FMCSA's Motor Carrier Management Information System (MCMIS) data snapshot as of 7/26/2019)





Vehicle models, trademarks, brands, and names depicted herein are the property of their respective owners, and may not be associated with Meritor, Inc. or its affiliates.



Meritor Heavy Vehicle Systems, LLC
7975 Dixie Highway
Florence, Kentucky 41042 USA

888-725-9355 US
800-387-3899 Canada
MeritorPartsXpress.com
meritor.com

©2019 Meritor, Inc.
Litho in USA, SP-1980
Issued 10-19 (82099)



Technical Bulletin

Servicing Meritor TN/TP Series Trailer Axles Equipped with 12.25" x 7.50" Brakes

How to Obtain Additional Maintenance, Service and Product Information

Refer to Maintenance Manual 14, Trailer Axles. To obtain this publication, visit Literature on Demand at meritor.com.

How to Obtain Kits

Call Meritor's Commercial Vehicle Aftermarket at 888-725-9355 or visit www.MeritorPartsXpress.com.

ABS Block Location Change

Effective August 1st 2019, ABS blocks are now located at the same position on both TN and TP series trailer axles equipped with 12.25" x 7.50" brakes. Modifications were made to the brake spider and return spring to accommodate this change.

Servicing TN/TP Trailer Axles

Meritor aftermarket kits now include the pre-August 1, 2019 design return spring that features a single coil, as well as a post-August 1, 2019 design return spring that features a dual coil with an offset center bar. To determine which spring to use, check the spider and ABS block for the following:

If the spider on the axle has a see-through hole (Figure 1) **AND** the ABS block is in line with it (Figure 2), use the post-August 1, 2019 return spring to service the axle. All others use the pre-August 1, 2019 return spring. Figure 3.

Service procedures are the same regardless of which return spring (pre- or post-August 1, 2019) is used. Follow the same disassembly and assembly procedures outlined in Maintenance Manual 14 for all service.

NOTE: The post-August 1, 2019 return spring must be installed with the offset center bar positioned outboard of the axle. This position is necessary to prevent the spring from contacting the ABS sensor.

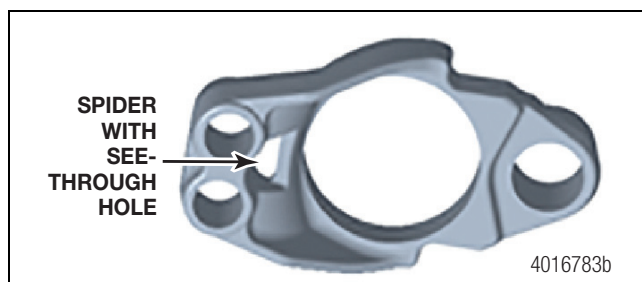


Figure 1

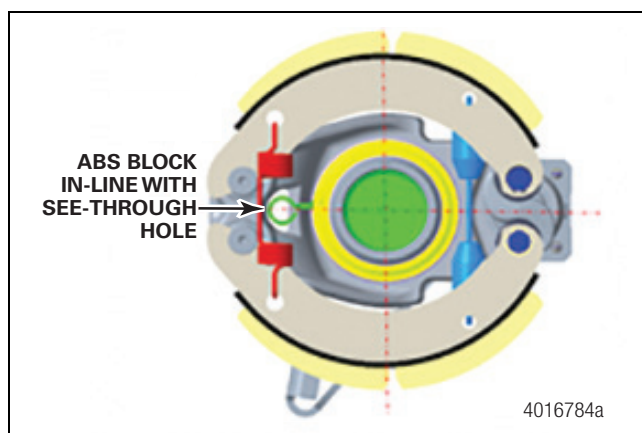


Figure 2

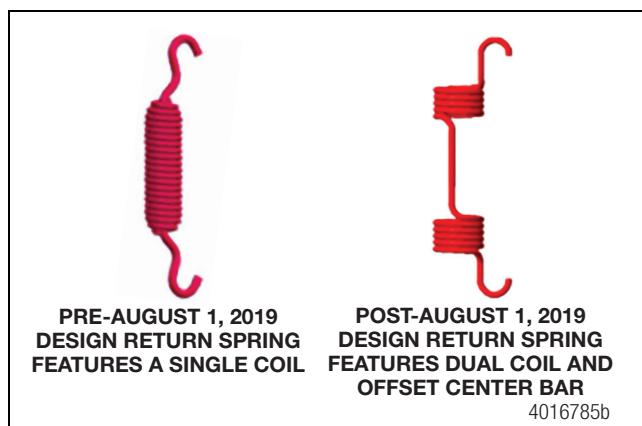


Figure 3



Meritor Heavy Vehicle Systems, LLC
2135 West Maple Road
Troy, MI 48084 USA
866-OnTrac1 (668-7221)
meritor.com

Information contained in this publication was in effect at the time the publication was approved for printing and is subject to change without notice or liability. Meritor Heavy Vehicle Systems, LLC, reserves the right to revise the information presented or to discontinue the production of parts described at any time.

Copyright 2019
Meritor, Inc.
All Rights Reserved

Printed in USA

TP-19110
Issued 08-19
(16579)