

## INSTALLATION INSTRUCTIONS

<b>FTS24307 JEEP JL/JT OVERHEAD PANEL</b>		
1	FT50962	OVERHEAD PANEL
1	FT50963	HARDWARE SUBASSEMBLY

<b>FT50963 HARDWARE SUBASSEMBLY</b>		
1	FT24307i	INSTRUCTIONS
1	FT50964	HARDWARE KIT
1	FTAS12	STICKER FT 10X4
1	FTREGCARD	REGISTRATION CARD

<b>FT50964 - HARDWARE KIT</b>		<b>LOCATION</b>
4	M8-1.25 X 25MM BUTTON HEAD BOLT	
2	1/4-20 X 3/4" BUTTON HEAD BOLT	
4	1/4" SAE WASHER	
2	1/4-20 NYLOCK NUT	

## JEEP WRANGLER(JL)/GLADIATOR(JT) OVERHEAD PANEL KIT

**FTS24307**

**NOTE:** TO ORDER WEARABLE REPLACEMENT COMPONENTS DO NOT USE PART NUMBERS SHOWN ON THIS INSTRUCTION SHEET. GO TO FABTECH WEBSITE AND LOOK UP WEARABLE REPLACEMENT PARTS TO FIND THE PROPER PART NUMBER TO ORDER.

**Fabtech Motorsports** | 4331 Eucalyptus Ave. Chino, CA 91710

**Tech Line:** 909-597-7800 | **Fax:** 909-597-7185 | **Web:** [www.fabtechmotorsports.com](http://www.fabtechmotorsports.com)

## - TOOL LIST -

### *Required Tools (Not Included)*

- Basic Hand Tools
- Assorted Metric and S.A.E sockets, and Allen wrenches
- Torque Wrench
- Panel Trim Removal Tool
- Drill w/ 1/4" Bit

## - PRE-INSTALLATION NOTES -

For technical assistance call: **909-597-7800** or e-mail: **info@fabtechmotorsports.com**

### *READ THIS BEFORE YOU BEGIN INSTALLATION -*

Check all parts to the parts list above before beginning installation. If any parts are missing contact Fabtech at 909-597-7800 and a replacement part will be sent to you immediately.

Verify differential fluid is at manufactures recommended level prior to kit installation. Installation of the kit will reposition the differential and the fill plug hole may be in a different position. (For example, if the manufacture recommends 3 quarts of fluid, make sure the diff has 3 quarts of fluid). Check your specific manual for correct amount of fluid.

### *FOOTNOTES -*

-

## - INSTRUCTIONS -

1. Hardtop: Remove the factory front roof panels. Softtop: Release the front clamps and allow the top to fold back.
2. Using a panel trim tool. Carefully pry down on the front trim panel to drop down the plastic panel. **SEE FIGURE 1**



FIGURE 1 - STEP 2

3. Remove and save the three factory T-25 screws on the rear panel. Then, using the pry tool, carefully pry down on the plastic panel until the clips are released and you have access to the roof brackets. **SEE FIGURE 2**



FIGURE 2 - STEP 3

4. Hardtop only: Remove the factory brackets using a T-40 Torx bit. **SEE FIGURES 3-4**



FIGURE 3 - STEP 4



FIGURE 4 - STEP 4

5. Install the Fabtech overhead panel. Starting with the rear side. Reinstall the factory roof brackets using the supplied M8 hardware. Torque to 16 ft-lbs. **NOTE: Only vehicles with a hard top will need to reinstall the roof brackets. SEE FIGURES 5-6**



FIGURE 5 - STEP 5




FIGURE 6 - STEP 5

6. On the front end of the panel. Mark and drill two 1/4" holes through the factory sheet metal. Then, use the supplied 1/4" hardware to secure the panel. Torque to 12 ft-lbs. **SEE FIGURES 7-8**




FIGURE 7 - STEP 6




FIGURE 8 - STEP 6

7. Clip both the front and rear plastic panels into place. Reinstall the factory T-25 hardware on the rear panel.
8. Reinstall the hardtop or pull down on the softtop and clamp into place.

For technical assistance call: **909-597-7800**

## - Product Warranty and Warnings -

Fabtech provides a Limited Lifetime Warranty to the original retail purchaser who owns the vehicle, on which the product was originally installed, for defects in workmanship and materials.

The Limited Lifetime Warranty excludes the following Fabtech items; bushings, bump stops, ball joints, tie rod ends, limiting straps, cross shafts, heim joints and driveshafts. These parts are subject to wear and are not considered defective when worn. They are warranted for 60 days from the date of purchase for defects in workmanship.

Dirt Logic and Performance Coilover take apart shocks are considered a serviceable shock with a one year warranty on leakage only. Service seal kits are available separately for future maintenance. All other shocks are covered under our Limited Lifetime Warranty.

Fabtech does not warrant any product for finish, alterations, modifications and/or installation contrary to Fabtech's instructions. Alterations to the finish of the parts including but not limited to painting, powder coating, plating and/or welding will void all warranties. Some finish damage may occur to parts during shipping, which is considered normal and is not covered under warranty.

Fabtech products are not designed nor intended to be installed on vehicles used in race applications or for racing purposes or for similar activities. (A "RACE" is defined as any contest between two or more vehicles, or any contest of one or more vehicle against the clock, whether or not such contest is for a prize). This warranty does not include coverage for police or taxi vehicles, race vehicles, or vehicles used for government or commercial purposes. Also excluded from this warranty are sales outside of the United States of America.

Installation of most suspension products will raise the center of gravity of the vehicle and will cause the vehicle to handle differently than stock. It may increase the vehicle's susceptibility to a rollover, on road and off road, at all speeds. Extreme care should be taken to operate the vehicle safely at all times to prevent rollover or loss of control resulting in serious injury or death. Fabtech front end Desert Guards may impair the deployment or operation of vehicles equipped with supplemental restraining systems/air bag systems and should not be installed if the vehicle is equipped as so.

Fabtech makes every effort to ensure suspension product compatibility with all vehicles listed on the website, but due to unknown auto manufacturer's production changes and/or inconsistencies by the auto manufacturer, Fabtech cannot be responsible for 100% compatibility, including the fitment of tire and wheel sizes listed. The Tire and Wheel sizes listed in Fabtech's website are only a guideline for street driving with noted fender trimming. Fabtech is not responsible for damages to the vehicle's body or tires. Fabtech is not responsible for premature wear of factory components due to the installation of oversized tires and wheels.

Fabtech's obligation under this warranty is limited to the repair or replacement, at Fabtech option, of the defective product only. All costs of removal, installation or re-installation, freight charges, incidental or consequential damages are expressly excluded from this warranty. Fabtech is not responsible for damages and/or warranty of other vehicle parts related or non related to the installed Fabtech product. This warranty is expressly in lieu of all other warranties expressed or implied. This warranty shall not apply to any product that has been subject to accident, negligence, alteration, abuse or misuse as determined by Fabtech.

Fabtech suspension components must be installed as a complete system including shocks as shown on our website. All warranties will become void if Fabtech parts are combined and/or substituted with other aftermarket suspension products. Combination and/or substitution of other aftermarket suspension parts may cause premature wear and/or product failure resulting in an accident causing injury or death. Fabtech does not warrant products not manufactured by Fabtech.

Depending on the condition of the factory suspension components retained after the installation of a Fabtech suspension not all vehicles may have the same ride stance front to rear as described in the website. The blue color of suspension components shown in all Fabtech photographs are for display purposes only. Majority of all Fabtech components will be black specifically where noted with part numbers ending in BK.

Installation of Fabtech product may void the vehicles factory warranty; it is the consumer's responsibility to check with their local vehicle's dealer for warranty disposition before the installation of the product. Some state laws may prohibit modification of suspension to a vehicle in whole or in part. It is the responsibility of the installer and consumer to consult local laws prior to the installation of any Fabtech suspension product to comply with such written laws.

It is the responsibility of the distributor and/or the retailer to review all warranties and warnings of Fabtech products with the consumer prior to purchase.

Fabtech reserves the right to super cede, discontinue, change the design, finish, part number and/or application of parts when deemed necessary without written notice. Fabtech is not responsible for misprints or typographical errors within the website or price sheet. For the most recent Product Warranty and Warnings visit our website [www.fabtechmotorsports.com](http://www.fabtechmotorsports.com)