



Timing Belt Replacement Interval Guide

**Avoid Costly Engine Damage;
Change Your Timing Belt At
The Recommended Interval
Or Every 72 Months,
Which Ever Comes First.**



2010



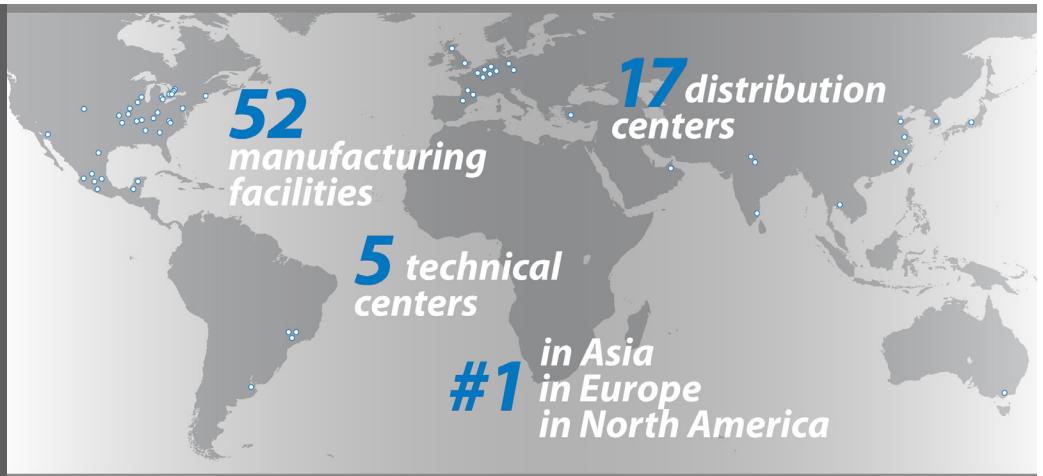
A Tomkins Company

The World Runs on Gates.

Gates is the global leader in timing belt innovation. Gates global network of technical research and development centers work with virtually every Original Equipment Manufacturer worldwide to build timing belts for new vehicles as they're being designed. It is this strong Original Equipment (OE) relationship that enables us to develop timing system products for the Aftermarket that meet or exceed OE performance specifications. Install the original. Install Gates.

OE Supplier To:

- Acura
- Alfa Romeo
- Audi
- BMW
- Buick
- Cadillac
- Chevrolet
- Chrysler
- Citroën
- Daewoo
- Daihatsu
- Dodge
- Fiat
- Ford
- Honda
- Hyundai
- Infiniti
- Isuzu
- Jaguar
- Kia
- Lancia
- Land Rover
- Lexus
- Mazda
- Mercedes-Benz
- Mini
- Nissan
- Mitsubishi
- Opel
- Peugeot
- Porsche
- Range Rover
- Renault
- Saab
- Scion
- Skoda
- Smart
- Subaru
- Suzuki
- Toyota
- Volkswagen
- Volvo
- And More



UNITTA is Gates in Asia

Gates Unitta Asia Company conducts business throughout all Asian countries and is an OE parts supplier to vehicle manufacturers as well as the Automotive Aftermarket. This global network of design, development and manufacturing capabilities is unmatched by any competitor for both OE and Aftermarket products.

No One Comes Close to Gates.

Today, Gates is the world's largest manufacturer of Timing Belts and Timing Component Kits (TCKs). Import or Domestic, if there is a car in the U.S. with a timing belt in it, we have the replacement part for it. As the OE or OES supplier for virtual every vehicle manufacturer worldwide, you can be confident every time you install Gates. Restore your customers' drive system to factory original condition with Gates Timing Belts and Timing Component Kits.

Timing Belts

Gates timing belts are OE-equivalent or better in service life and performance.

- Aramid reinforced nylon jackets and back side jackets for longer wear.
- High grade HNBR rubber for superior heat and contamination resistance.
- Premium high strength tensile members.
- Unlike some competitors, Gates does not substitute inferior belt constructions for premium constructions specified by the OEM on any application.
- Most extensive coverage in the industry. Import or Domestic.



Timing Component Kits

Why take a chance? With Gates TCKs, you can avoid warranties and comebacks by replacing all critical system components at the same time.

- Popular kits covering over 31 million import applications include actual Original Equipment Tensioners and Idlers.
- Total solution for any application, including Belts, Idler(s), Tensioniers and supporting hardware with detailed installation instruction.
- Great convenience. Ease of part sourcing. Reduced customer comebacks.



Timing Component Kits with Water Pump

Our Timing Component Kits with Water Pump offer the same OE components as our TCKs with the addition of a water pump. Timing belt driven water pumps should always be replaced when the timing belt is replaced.

- Includes a warranty equal to the OE replacement interval.
- Water Pumps are designed and built for long lasting, efficient cooling.
- Hydraulic tensioners included where available.
- Great convenience. Ease of part sourcing. Reduced customer comebacks.



Hydraulic Tensioners

For applications with high loads and/or angular vibrations, where a mechanical automatic tensioner can not provide sufficient damping or tensioner movement.

- 100% OE parts.
- Market-leading application coverage.
- Gates tensioner pin set tool (PN#91010) for securing piston.



PowerGrip® Individual Timing Components

Gates PowerGrip® timing components for those who want to replace individual parts.

- Components include automatic, manual and hydraulic tensioners and idler pulleys.
- Only "OE" components for the most popular and problematic applications.



Table of Contents

Index by Manufacturer	i
Replacement Interval Note	ii
Replacement Recommendation Listing	1-68

WARNING

Be safe! Do not use Gates belts, pulleys or sprockets on any aircraft propeller or rotor drive systems or in-flight accessory drives. Those Gates products are not designed or intended for aircraft use.

CAUTION

Use Gates products only on applications specified in Gates literature. Install and maintain products according to the vehicle manufacturer's recommended procedures and with the recommended tools. Failure to follow these instructions could result in injury or property damage. Gates Corporation disclaims all liability due to failure to follow these instructions.



Index by Manufacturer

Manufacturer	Page	Manufacturer	Page
Acura	1-3	Lancia	34
Alfa Romeo	3	Land Rover	34
American Motors	3	Lexus	34-35
Asuna	3	Mazda	35-39
Audi	3-7	Mercury	39-40
BMW	7	Merkur	40
Buick	7	Mitsubishi	40-45
Cadillac	7	Nissan	45-47
Chevrolet	7-9	Oldsmobile	47
Chrysler	9-12	Passport	47
Daewoo	12	Peugeot	47-48
Daihatsu	12	Plymouth	48-51
Dodge	12-17	Pontiac	51-53
Eagle	17-18	Porsche	53-54
Fiat	18-19	Renault	54
Ford	19-22	Saab	54
Geo	22-23	Saturn	54-55
GMC	23	Sterling	55
Honda	23-27	Subaru	55-56
Hyundai	27-29	Suzuki	57
Infiniti	29	Toyota	57-62
Isuzu	29-32	Volkswagen	62-65
Jeep	32	Volvo	65-68
Kia	32-34	Yugo	68

NOTE

Recommended replacement interval information was compiled by Gates from vehicle manufacturers' information where available. In the cases where vehicle manufacturers' recommended replacement intervals are not available, intervals shown are based on industry standards. Replacement intervals are *recommendations only* and are based on average vehicle operations under normal conditions. Belts may fail sooner, or last longer, depending on a variety of factors, including driving and temperature conditions. Gates assumes no responsibility whatsoever, for any errors or omissions in the information.

Timing Belt Replacement Recommendations

Application	Part No.	Recommended Replacement Interval	Application	Part No.	Recommended Replacement Interval
ACURA			ACURA - Continued		
2010			2003 - Continued		
V-6 3.5 L TL; TSX Cam. Belt.....	☆T329	60K Severe	V-6 3.2 L CL; TL Cam. Belt.....	☆T286	105K Normal; 60K Severe
V-6 3.7 L RL; TL Cam. Belt.....	☆T329	60K Severe	V-6 3.5 L MDX Cam. Belt.....	☆T329	105K Normal; 60K Severe
2009			2002		
V-6 3.5 L TL Cam. Belt.....	☆T329	60K Severe	4-CYL. 1.7 L (CANADA)		
V-6 3.7 L MDX; RL; TL Cam. Belt.....	☆T329	60K Severe	EL Cam. Belt.....	☆T312	110K Normal; 60K Severe
2008-2007			2001		
V-6 3.2 L TL Cam. Belt.....	☆T329	60K Severe	4-CYL. 1.7 L (CANADA)		
V-6 3.5 L RL; TL Cam. Belt.....	☆T329	60K Severe	EL Cam. Belt.....	☆T312	110K Normal; 60K Severe
V-6 3.7 L MDX Cam. Belt.....	☆T329	60K Severe	4-CYL. 1.8 L		
2006			INTEGRA		
V-6 3.2 L TL Cam. Belt.....	☆T329	60K Severe	Cam. Belt; W/O VTEC Eng.....	☆T184	105K
V-6 3.5 L MDX; RL Cam. Belt.....	☆T329	60K Severe	Cam. Belt; W/VTEC Eng.....	☆T247	105K
2005			V-6 3.2 L		
4-CYL. 1.7 L (CANADA)			CL; TL Cam. Belt.....		
EL Cam. Belt.....	☆T312	110K Normal; 60K Severe	☆T286		
V-6 3.2 L			V-6 3.5 L		
TL Cam. Belt.....	☆T329	105K Normal; 60K Severe	MDX Cam. Belt.....		
V-6 3.5 L			RL Balance Shaft Belt		
MDX; RL Cam. Belt.....	☆T329	60K Severe	☆T280		
2004			Cam. Belt.....		
4-CYL. 1.7 L (CANADA)			☆T279		
EL Cam. Belt.....	☆T312	110K Normal; 60K Severe	2000		
V-6 3.2 L			4-CYL. 1.6 L (CANADA)		
TL Cam. Belt.....	☆T329	105K Normal; 60K Severe	EL		
V-6 3.5 L			Cam. Belt.....		
MDX Cam. Belt.....	☆T329	105K Normal; 60K Severe	☆T224		
RL			4-CYL. 1.8 L		
Balance Shaft Belt	☆T280	105K Normal; 60K Severe	INTEGRA		
Cam. Belt.....	☆T279	105K Normal; 60K Severe	Cam. Belt; W/O VTEC Eng.....		
2003			Cam. Belt; W/VTEC Eng.....		
4-CYL. 1.7 L (CANADA)			☆T184		
EL Cam. Belt.....	☆T312	110K Normal; 60K Severe	☆T247		
2003 - Continued			V-6 3.2 L		
2003 - Continued			TL Cam. Belt.....		
V-6 3.2 L			☆T286		
CL; TL			105K Normal; 60K Severe		
Cam. Belt.....			2000		
☆T286			4-CYL. 1.6 L (CANADA)		
105K Normal; 60K Severe			EL		
V-6 3.5 L			Cam. Belt.....		
MDX			☆T224		
Cam. Belt.....			4-CYL. 1.8 L		
☆T329			INTEGRA		
105K Normal; 60K Severe			Cam. Belt; W/O VTEC Eng.....		
RL			Cam. Belt; W/VTEC Eng.....		
Balance Shaft Belt			☆T184		
☆T280			☆T247		
105K Normal; 60K Severe			V-6 3.2 L		
Cam. Belt.....			TL Cam. Belt.....		
☆T279			☆T286		
105K Normal; 60K Severe			105K Normal; 60K Severe		

☆ Interference Engine Application.

Timing Belt Replacement Recommendations

Application	Part No.	Recommended Replacement Interval	Application	Part No.	Recommended Replacement Interval
ACURA - Continued			ACURA - Continued		
2000 - Continued			1998 - Continued		
V-6 3.5 L			V-6 3.5 L - Continued		
RL			SLX		
Balance Shaft Belt	☆T280	105K Normal; 60K Severe	Cam. Belt.....	☆T303	75K
Cam. Belt.....	☆T279	105K Normal; 60K Severe	1997		
1999			4-CYL. 1.6 L (CANADA)		
4-CYL. 1.6 L (CANADA)			EL		
Cam. Belt.....	☆T224	105K Normal; 60K Severe	Cam. Belt.....	☆T224	105K Normal; 60K Severe
4-CYL. 1.8 L			4-CYL. 1.8 L		
INTEGRA			INTEGRA		
Cam. Belt; W/O VTEC Eng.	☆T184	105K Normal; 60K Severe	Cam. Belt; W/O VTEC Eng.	☆T184	105K Normal; 60K Severe
Cam. Belt; W/VTEC Eng.	☆T247	105K Normal; 60K Severe	Cam. Belt; W/VTEC Eng.	☆T247	105K Normal; 60K Severe
4-CYL. 2.3 L			4-CYL. 2.2 L		
CL			CL		
Balance Shaft Belt	☆T186	105K Normal; 60K Severe	Balance Shaft Belt	☆T186	90K Normal; 60K Severe
Cam. Belt.....	☆T244	105K Normal; 60K Severe	Cam. Belt.....	☆T244	90K Normal; 60K Severe
V-6 3.0 L			5-CYL. 2.5 L		
CL			TL		
Cam. Belt.....	☆T286	105K Normal; 60K Severe	Cam. Belt.....	☆T211	90K Normal; 60K Severe
V-6 3.2 L			V-6 3.0 L		
TL			CL		
Cam. Belt.....	☆T286	105K; 60K Severe	Cam. Belt.....	☆T286	105K Normal; 60K Severe
V-6 3.5 L			V-6 3.2 L		
RL			SLX		
Balance Shaft Belt	☆T280	105K Normal; 60K Severe	Cam. Belt.....	☆T221	60K
Cam. Belt.....	☆T279	105K Normal; 60K Severe	TL	☆T193	105K Normal; 60K Severe
1998			V-6 3.5 L		
4-CYL. 1.6 L (CANADA)			RL		
EL			Balance Shaft Belt		
Cam. Belt.....	☆T224	105K Normal; 60K Severe	Cam. Belt.....	☆T280	105K Normal; 60K Severe
4-CYL. 1.8 L			Cam. Belt.....		
INTEGRA			☆T279		
Cam. Belt; W/O VTEC Eng.	☆T184	105K Normal; 60K Severe	105K Normal; 60K Severe		
Cam. Belt; W/VTEC Eng.	☆T247	105K Normal; 60K Severe	1996		
4-CYL. 2.3 L			4-CYL. 1.8 L		
CL			INTEGRA		
Balance Shaft Belt	☆T186	105K Normal; 60K Severe	Cam. Belt; W/O VTEC Eng.	☆T184	90K Normal; 60K Severe
Cam. Belt.....	☆T244	105K Normal; 60K Severe	Cam. Belt; W/VTEC Eng.	☆T247	90K Normal; 60K Severe
5-CYL. 2.5 L			5-CYL. 2.5 L		
TL			TL		
Cam. Belt.....	☆T211	90K Normal; 60K Severe	Cam. Belt.....	☆T211	90K Normal; 60K Severe
V-6 3.0 L			V-6 3.2 L		
CL			SLX		
Cam. Belt.....	☆T286	105K Normal; 60K Severe	Cam. Belt.....	☆T221	60K
V-6 3.2 L			TL		
TL			Cam. Belt.....		
Cam. Belt.....	☆T193	105K Normal; 60K Severe	☆T193		
V-6 3.5 L			V-6 3.5 L		
RL			RL		
Balance Shaft Belt	☆T280	105K Normal; 60K Severe	Balance Shaft Belt	☆T280	105K Normal; 60K Severe
Cam. Belt.....	☆T279	105K Normal; 60K Severe	Cam. Belt.....	☆T279	105K Normal; 60K Severe
1995			1995		
4-CYL. 1.8 L			4-CYL. 1.8 L		
INTEGRA			INTEGRA		
Cam. Belt; W/O VTEC Eng.	☆T184	90K Normal; 60K Severe	Cam. Belt; W/O VTEC Eng.	☆T184	90K Normal; 60K Severe
Cam. Belt; W/VTEC Eng.	☆T247	90K Normal; 60K Severe	Cam. Belt; W/VTEC Eng.	☆T247	90K Normal; 60K Severe

☆ Interference Engine Application.

Timing Belt Replacement Recommendations

Application	Part No.	Recommended Replacement Interval	Application	Part No.	Recommended Replacement Interval
ACURA - Continued			ACURA - Continued		
1995 - Continued			1986		
5-CYL. 2.5 L			4-CYL. 1.6 L		
TL			INTEGRA		
Cam. Belt.....	☆T211	90K Normal; 60K Severe	Cam. Belt.....	☆T130	60K
V-6 3.2 L			V-6 2.5 L		
LEGEND			LEGEND		
Cam. Belt.....	☆T193	90K Normal; 60K Severe	Cam. Belt.....	☆T129	60K
1994			ALFA ROMEO		
4-CYL. 1.8 L			1993-1991		
INTEGRA			V-6 3.0 L		
Cam. Belt; W/O VTEC Eng.....	☆T184	90K	164		
Cam. Belt; W/VTEC Eng.....	☆T247	90K	Cam. Belt.....	T120	50K
5-CYL. 2.5 L			AMERICAN MOTORS		
VIGOR			1979		
Cam. Belt.....	☆T211	90K	4-CYL. 121		
V-6 3.2 L			CONCORD; SPIRIT		
LEGEND			Cam. Belt.....		
Cam. Belt.....	☆T193	90K	☆T017		
1993-1992			1978		
4-CYL. 1.7 L			4-CYL. 121		
INTEGRA			CONCORD; GREMLIN		
Cam. Belt.....	☆T227	90K	Cam. Belt.....		
4-CYL. 1.8 L			☆T017		
INTEGRA			1977		
Cam. Belt.....	☆T184	90K	4-CYL. 121		
5-CYL. 2.5 L			GREMLIN		
VIGOR			Cam. Belt.....		
Cam. Belt.....	☆T211	90K	☆T017		
V-6 3.2 L			ASUNA		
LEGEND			1993		
Cam. Belt.....	☆T193	90K	4-CYL. 1.6 L (CANADA)		
1991			SUNRUNNER		
4-CYL. 1.8 L			Cam. Belt.....		
INTEGRA			T164		
Cam. Belt.....	☆T184	90K	60K		
V-6 3.2 L			4-CYL. 1.8 L (CANADA)		
LEGEND			SUNFIRE		
Cam. Belt.....	☆T193	90K	Cam. Belt.....		
1990			T205		
4-CYL. 1.8 L			1992		
INTEGRA			4-CYL. 1.6 L (CANADA)		
Cam. Belt.....	☆T184	90K	SUNRUNNER		
V-6 2.7 L			Cam. Belt.....		
LEGEND			T164		
Cam. Belt.....	☆T129	90K	60K		
1989-1988			AUDI		
4-CYL. 1.6 L			2009		
INTEGRA			4-CYL. 2.0 L		
Cam. Belt.....	☆T130	60K	A4		
V-6 2.7 L			Cam. Belt.....		
LEGEND			☆T334		
Cam. Belt.....	☆T129	60K	Inspect at 75K; Replace at 90K		
1987			TT		
4-CYL. 1.6 L			Cam. Belt; Eng. Designation CDMA		
INTEGRA			☆T334		
Cam. Belt.....	☆T130	60K	90K		
V-6 2.5 L			2008		
LEGEND			4-CYL. 2.0 L		
Cam. Belt.....	☆T129	60K	A3; A4		
V-6 2.7 L			Cam. Belt.....		
LEGEND			☆T334		
Cam. Belt.....	☆T129	60K	Inspect at 75K; Replace at 90K		
1986			TT		
4-CYL. 1.6 L			Cam. Belt; Eng. Designation BPY.....		
INTEGRA			☆T334		
Cam. Belt.....	☆T130	60K	90K		
V-6 2.5 L			2007		
LEGEND			4-CYL. 2.0 L		
Cam. Belt.....	☆T129	60K	A3; A4		
V-6 2.7 L			Cam. Belt.....		
LEGEND			☆T334		
Cam. Belt.....	☆T129	60K	Inspect at 75K; Replace at 90K		
1985			2006		
4-CYL. 1.6 L			4-CYL. 1.8 L		
INTEGRA			A4; TT		
Cam. Belt.....	☆T130	60K	Cam. Belt.....		
V-6 2.5 L			☆T306		
LEGEND			80K		
Cam. Belt.....	☆T129	60K			

☆ Interference Engine Application.

Timing Belt Replacement Recommendations

Application	Part No.	Recommended Replacement Interval	Application	Part No.	Recommended Replacement Interval
AUDI - Continued			AUDI - Continued		
2006 - Continued			2003 - Continued		
4-CYL. 2.0 L			V-8 4.2 L		
A3; A4			A6		
Cam. Belt.....	☆T334	Inspect at 75K; Replace at 90K	Cam. Belt.....	☆T297	105K Normal; 52.5K Severe
V-6 3.0 L			A8		
A4			Cam. Belt.....	☆T297	105K
Cam. Belt.....	☆T330	80K	RS 6		
V-8 4.2 L			Cam. Belt.....	☆T297	80K
A8			S6		
Cam. Belt.....	☆T297	80K	Cam. Belt.....	☆T297	105K Normal; 52.5K Severe
2005			S8		
4-CYL. 1.8 L			Cam. Belt.....	☆T297	105K
A4; TT			2002		
Cam. Belt.....	☆T306	80K	4-CYL. 1.8 L		
4-CYL. 2.0 L			A4		
A4			Cam. Belt.....	☆T306	90K
Cam. Belt.....	☆T334	Inspect at 75K; Replace at 90K	TT		
V-6 2.7 L			Cam. Belt.....	☆T306	120K
ALLROAD QUATTRO			V-6 2.7 L		
Cam. Belt.....	☆T297	80K	A6		
V-6 3.0 L			Cam. Belt.....	☆T297	105K Normal; 52.5K Severe
A4			ALLROAD QUATTRO; S4		
Cam. Belt.....	☆T330	80K	Cam. Belt.....	☆T297	105K
V-8 4.2 L			V-6 3.0 L		
A8			A4; A6		
Cam. Belt.....	☆T297	80K	Cam. Belt.....	☆T330	105K Normal; 52.5K Severe
2004			V-8 4.2 L		
4-CYL. 1.8 L			A6		
A4			Cam. Belt.....	☆T297	105K Normal; 52.5K Severe
Cam. Belt.....	☆T306	90K	A8		
TT			Cam. Belt.....	☆T297	105K
Cam. Belt.....	☆T306	120K	S6		
V-6 2.7 L			Cam. Belt.....	☆T297	105K Normal; 52.5K Severe
A6			S8		
Cam. Belt.....	☆T297	105K Normal; 52.5K Severe	Cam. Belt.....	☆T297	105K
ALLROAD QUATTRO			2001		
Cam. Belt.....	☆T297	105K	4-CYL. 1.8 L		
V-6 3.0 L			A4; TT		
A4; A6			Cam. Belt.....	☆T306	120K
Cam. Belt.....	☆T330	105K Normal; 52.5K Severe	V-6 2.7 L		
V-8 4.2 L			A6; ALLROAD QUATTRO; S4		
A6			Cam. Belt.....	☆T297	105K
Cam. Belt.....	☆T297	105K Normal; 52.5K Severe	V-6 2.8 L		
A8			A4; A6		
Cam. Belt.....	☆T297	80K	Cam. Belt.....	☆T297	105K
V-8 4.2 L (CANADA)			V-8 4.2 L		
RS 6			A6		
Cam. Belt.....	☆T297	80K	Cam. Belt.....	☆T297	105K Normal; 52.5K Severe
2003			A8; S8		
4-CYL. 1.8 L			Cam. Belt.....	☆T297	105K
A4			2000		
Cam. Belt.....	☆T306	90K	4-CYL. 1.8 L		
TT			A4		
Cam. Belt.....	☆T306	120K	Cam. Belt; W/150 Tooth Belt.....	☆T306	105K Normal; 52.5K Severe
V-6 2.7 L			Cam. Belt; W/152 Tooth Belt.....	☆T291	105K Normal; 52.5K Severe
A6			Cam. Belt; W/153 Tooth Belt.....	☆T317	105K Normal; 52.5K Severe
Cam. Belt.....	☆T297	105K Normal; 52.5K Severe	TT		
ALLROAD QUATTRO			Cam. Belt.....	☆T306	120K
Cam. Belt.....	☆T297	105K	V-6 2.7 L		
V-6 3.0 L			A6; S4		
A4; A6			Cam. Belt.....	☆T297	105K
Cam. Belt.....	☆T330	105K Normal; 52.5K Severe			

☆ Interference Engine Application.

Timing Belt Replacement Recommendations

Application	Part No.	Recommended Replacement Interval	Application	Part No.	Recommended Replacement Interval
AUDI - Continued			AUDI - Continued		
2000 - Continued			1996 - Continued		
V-6 2.8 L A4; A6 Cam. Belt.....	☆T297	105K	V-6 2.8 L A4; A6; CABRIOLET Cam. Belt.....	☆T218	60K
V-8 4.2 L A6 Cam. Belt.....	☆T297	105K Normal; 52.5K Severe	1995		
A8 Cam. Belt.....	☆T297	105K	5-CYL. 2.2 L S6 Cam. Belt.....	T225	60K
1999			V-6 2.8 L 90; A6; CABRIOLET Cam. Belt.....	☆T218	60K
4-CYL. 1.8 L A4 Cam. Belt; W/150 Tooth Belt.....	☆T306	105K Normal; 52.5K Severe	1994		
Cam. Belt; W/152 Tooth Belt.....	☆T291	105K Normal; 52.5K Severe	5-CYL. 2.2 L S4 Cam. Belt.....	T225	60K
Cam. Belt; W/153 Tooth Belt.....	☆T317	105K Normal; 52.5K Severe	V-6 2.8 L 100; 90; CABRIOLET Cam. Belt.....	☆T218	60K
V-6 2.8 L A4; A6 Cam. Belt.....	☆T297	75K	V-8 4.2 L V8 QUATTRO Cam. Belt.....	☆T207	90K
V-8 3.7 L A8 Cam. Belt.....	☆T207	75K	1993		
V-8 4.2 L A8 Cam. Belt.....	☆T207	75K	5-CYL. 2.2 L S4 Cam. Belt.....	T225	60K
1998			V-6 2.8 L 100; 90 Cam. Belt.....	☆T218	60K
4-CYL. 1.8 L A4 Cam. Belt; W/152 Tooth Belt.....	☆T291	105K Normal; 52.5K Severe	V-8 4.2 L V8 QUATTRO Cam. Belt.....	☆T207	90K
Cam. Belt; W/153 Tooth Belt.....	☆T317	105K Normal; 52.5K Severe	1992		
V-6 2.8 L A4; A6 Cam. Belt.....	☆T297	90K	5-CYL. 2.2 L S4 Cam. Belt.....	T225	60K
CABRIOLET Cam. Belt.....	☆T218	90K	5-CYL. 2.3 L 80 Cam. Belt.....	T170	60K
V-8 3.7 L A8 Cam. Belt.....	☆T207	90K	V-6 2.8 L 100 Cam. Belt.....	☆T218	60K
V-8 4.2 L A8 Cam. Belt.....	☆T207	90K	V-8 4.2 L V8 QUATTRO Cam. Belt.....	☆T207	90K
1997			1991		
4-CYL. 1.8 L A4 Cam. Belt; W/152 Tooth Belt.....	☆T291	105K Normal; 52.5K Severe	5-CYL. 2.2 L 200 Cam. Belt.....	T170	60K
Cam. Belt; W/153 Tooth Belt.....	☆T317	105K Normal; 52.5K Severe	5-CYL. 2.3 L 100; 80; 90 Cam. Belt.....	T170	60K
5-CYL. 2.2 L (CANADA) S6 Cam. Belt.....	T225	80K	COUPE QUATTRO Cam. Belt.....	T197	60K
V-6 2.8 L A4; A6; CABRIOLET Cam. Belt.....	☆T218	90K	V-8 3.6 L V8 QUATTRO Cam. Belt.....	☆T207	60K
V-8 3.7 L A8 Cam. Belt.....	☆T207	90K	1990		
V-8 4.2 L A8 Cam. Belt.....	☆T207	90K	4-CYL. 2.0 L 80 Cam. Belt.....	☆T017	60K
1996			5-CYL. 2.2 L 200 Cam. Belt.....	T170	60K
5-CYL. 2.2 L (CANADA) S6 Cam. Belt.....	T225	80K	5-CYL. 2.3 L 100; 80; 90 Cam. Belt.....	T170	60K

☆ Interference Engine Application.

Timing Belt Replacement Recommendations

Application	Part No.	Recommended Replacement Interval	Application	Part No.	Recommended Replacement Interval
AUDI - Continued			AUDI - Continued		
1990 - Continued			1985-1984 - Continued		
5-CYL. 2.3 L - Continued			5-CYL. 2.2 L		
COUPE QUATTRO			4000; 5000; COUPE; QUATTRO		
Cam. Belt.....	T197	60K	Cam. Belt; W/113 Tooth Belt; W/.75 Belt T.W. ...	T065	60K
V-8 3.6 L			Cam. Belt; W/120 Tooth Belt; W/.70 Belt T.W. ...		
V8 QUATTRO					
Cam. Belt.....	☆T207	60K			
1989			1983		
4-CYL. 2.0 L			4-CYL. 1.6 L DIESEL		
80			4000		
Cam. Belt.....	☆T017	60K	Cam. Belt.....	☆T043	60K
5-CYL. 2.2 L			4-CYL. 1.7 L		
200			4000		
Cam. Belt; Chassis No. 44J400000 & Before	T127	60K	Cam. Belt.....	☆T017	60K
Cam. Belt; Chassis No. 44J400001 & After	T170	60K	5-CYL. 2.0 L DIESEL		
5-CYL. 2.3 L			5000		
100			Cam. Belt.....		
Cam. Belt; Chassis No. 063969 & Before.....	T127	60K	☆T083		
Cam. Belt; Chassis No. 063970 & After	T170	60K	Inj. Pump Belt.....		
80			☆T082		
Cam. Belt; Chassis No. 89J394742 & Before	T127	60K	5-CYL. 2.2 L		
Cam. Belt; Chassis No. 89J394743 & After	T170	60K	4000		
90			Cam. Belt; W/113 Tooth Belt; W/.75 Belt T.W. ...		
Cam. Belt; Chassis No. 89J396702 & Before	T127	60K	Cam. Belt; W/120 Tooth Belt; W/.70 Belt T.W. ...		
Cam. Belt; Chassis No. 89J396703 & After	T170	60K	T065		
			Cam. Belt.....		
			T065		
			60K		
1988			1982		
4-CYL. 2.0 L			4-CYL. 1.6 L DIESEL		
80; 90			4000		
Cam. Belt.....	☆T017	60K	Cam. Belt.....	☆T043	60K
5-CYL. 2.2 L			4-CYL. 1.7 L		
5000			4000		
Cam. Belt.....	T127	60K	Cam. Belt.....	☆T017	60K
5-CYL. 2.3 L			5-CYL. 2.0 L DIESEL		
5000			5000		
Cam. Belt.....	T127	60K	Cam. Belt.....		
80			☆T083		
Cam. Belt; Chassis No. 89J394742 & Before	T127	60K	Inj. Pump Belt.....		
Cam. Belt; Chassis No. 89J394743 & After	T170	60K	☆T082		
90			5-CYL. 2.2 L		
Cam. Belt; Chassis No. 89J396702 & Before	T127	60K	4000; 5000; COUPE		
Cam. Belt; Chassis No. 89J396703 & After	T170	60K	Cam. Belt.....		
			T065		
			60K		
			60K		
1987			1981		
4-CYL. 1.8 L			4-CYL. 1.7 L		
4000			4000		
Cam. Belt.....	☆T017	60K	Cam. Belt.....	☆T017	60K
5-CYL. 2.2 L			5-CYL. 2.0 L DIESEL		
4000; 5000; COUPE			5000		
Cam. Belt.....	T127	60K	Cam. Belt.....		
5-CYL. 2.3 L			☆T083		
5000; COUPE			Inj. Pump Belt.....		
Cam. Belt.....	T127	60K	☆T082		
			5-CYL. 2.2 L		
			4000; 5000; COUPE		
			Cam. Belt.....		
			T065		
			60K		
1986			1980		
4-CYL. 1.8 L			4-CYL. 1.6 L		
4000			4000		
Cam. Belt.....	☆T017	60K	Cam. Belt.....	☆T017	60K
5-CYL. 2.2 L			5-CYL. 2.0 L DIESEL		
4000; 5000; COUPE			5000		
Cam. Belt.....	T127	60K	Cam. Belt.....		
5-CYL. 2.2 L (CANADA)			☆T083		
QUATTRO			Inj. Pump Belt.....		
Cam. Belt.....	T127	80K	☆T082		
1985-1984			1979		
4-CYL. 1.8 L			4-CYL. 97		
4000			FOX		
Cam. Belt.....	☆T017	60K	Cam. Belt.....	☆T017	60K
5-CYL. 2.0 L DIESEL (CANADA)			5-CYL. 121 DIESEL		
5000			5000		
Cam. Belt.....	☆T083	60K	Cam. Belt.....		
Inj. Pump Belt.....	☆T082	60K	☆T083		
			Inj. Pump Belt.....		
			☆T082		
			5-CYL. 131		
			5000		
			Cam. Belt.....		
			T065		
			60K		

☆ Interference Engine Application.

Timing Belt Replacement Recommendations

Application	Part No.	Recommended Replacement Interval	Application	Part No.	Recommended Replacement Interval
AUDI - Continued			BMW - Continued		
1978			1984 - Continued		
4-CYL. 97 FOX Cam. Belt.....	☆T017	60K	6-CYL. 2.7 L - Continued 528E Cam. Belt.....	☆T131	60K
5-CYL. 131 5000 Cam. Belt.....	T065	60K	1983-1982		
1977-1975			6-CYL. 2.7 L 528E Cam. Belt.....	☆T131	60K
4-CYL. 114 100 Cam. Belt.....	☆T017	60K	BUICK		
4-CYL. 97 FOX Cam. Belt.....	☆T017	60K	1988		
1974-1973			4-CYL. 2.0 L SKYHAWK Cam. Belt; Eng. VIN K.....	T081	60K
4-CYL. 114 100 Cam. Belt.....	☆T017	60K	1987		
4-CYL. 90 FOX Cam. Belt.....	☆T017	60K	4-CYL. 2.0 L SKYHAWK Cam. Belt; Eng. VIN K, M.....	T081	60K
1972			1986-1983		
4-CYL. 114 100 Cam. Belt.....	☆T017	60K	4-CYL. 1.8 L SKYHAWK Cam. Belt.....	T081	60K
BMW			1982		
1993-1992			4-CYL. 1.8 L SKYHAWK Cam. Belt; Eng. VIN O.....	T081	60K
6-CYL. 2.5 L 325i; 325iS; 525i Cam. Belt.....	☆T131	60K	CADILLAC		
1991-1989			2004-2003		
6-CYL. 2.5 L 325i; 325iS; 325iX; 525i Cam. Belt.....	☆T131	60K	V-6 3.2 L CTS Cam. Belt.....	☆T285	100K
1988			2001-1997		
6-CYL. 2.5 L 325i; 325iS; 325iX Cam. Belt.....	☆T131	60K	V-6 3.0 L CATERA Cam. Belt.....	☆T285	100K
6-CYL. 2.7 L 325 Cam. Belt.....	☆T131	60K	CHEVROLET		
528E Cam. Belt; Use with retrofit tensioner pulley.	☆T131	60K	2010-2009		
1987			4-CYL. 1.6 L AVEO Cam. Belt.....	☆T338	100K
6-CYL. 2.5 L 325i; 325iS Cam. Belt.....	☆T131	60K	2008		
6-CYL. 2.7 L 325; 325E; 528E Cam. Belt.....	☆T131	60K	4-CYL. 1.6 L AVEO Cam. Belt.....	☆T335	60K
1986			2007-2004		
6-CYL. 2.7 L 325; 325E; 528E Cam. Belt.....	☆T131	60K	4-CYL. 1.6 L AVEO Cam. Belt.....	☆T335	60K
1985			4-CYL. 2.0 L (CANADA) OPTRA Cam. Belt.....	☆T309	Inspect at 30K; Replace at 60K
6-CYL. 2.7 L 325E; 528E Cam. Belt.....	☆T131	60K	2002		
1984			4-CYL. 1.6 L (CANADA) TRACKER Cam. Belt.....	☆T212	60K
6-CYL. 2.7 L 325E Cam. Belt; Use with retrofit tensioner pulley.	☆T131	60K			

☆ Interference Engine Application.

Timing Belt Replacement Recommendations

Application	Part No.	Recommended Replacement Interval	Application	Part No.	Recommended Replacement Interval
CHEVROLET - Continued			CHEVROLET - Continued		
2001			1987		
4-CYL. 1.3 L			3-CYL. 1.0 L		
METRO			SPRINT		
Cam. Belt.....	T194	Inspect at 60K, Replace at 100K	Cam. Belt.....	T095	60K
4-CYL. 1.6 L (CANADA)			4-CYL. 1.5 L		
TRACKER			SPECTRUM		
Cam. Belt.....	☆T212	60K	Cam. Belt; Optional Belt.....	☆T118	60K
			Cam. Belt; Preferred Belt.....	☆T162	60K
2000-1998			4-CYL. 1.6 L		
3-CYL. 1.0 L			CHEVETTE		
METRO			Cam. Belt.....	T061	60K
Cam. Belt.....	T194	Inspect at 60K, Replace at 100K	NOVA		
			Cam. Belt.....	T070	60K
4-CYL. 1.3 L			1986		
METRO			3-CYL. 1.0 L		
Cam. Belt.....	T194	Inspect at 60K, Replace at 100K	SPRINT		
			Cam. Belt.....	T095	60K
4-CYL. 1.6 L			4-CYL. 1.5 L		
TRACKER			SPECTRUM		
Cam. Belt.....	☆T212	60K	Cam. Belt; Optional Belt.....	☆T118	60K
			Cam. Belt; Preferred Belt.....	☆T162	60K
1997-1996			4-CYL. 1.6 L		
V-6 3.4 L			CHEVETTE		
LUMINA; MONTE CARLO			Cam. Belt.....	T061	60K
Cam. Belt.....	☆T273	60K	NOVA		
			Cam. Belt.....	T070	60K
1995			4-CYL. 1.8 L DIESEL		
V-6 3.4 L			CHEVETTE		
LUMINA; MONTE CARLO			Cam. Belt.....	☆T076	60K
Cam. Belt.....	T192	60K	1985		
			3-CYL. 1.0 L		
1994-1993			SPRINT		
V-6 3.4 L			Cam. Belt.....	T095	60K
LUMINA			4-CYL. 1.5 L		
Cam. Belt.....	T192	60K	SPECTRUM		
			Cam. Belt; Optional Belt.....	☆T118	60K
1992-1991			Cam. Belt; Preferred Belt.....	☆T162	60K
3-CYL. 1.0 L (CANADA)			4-CYL. 1.6 L		
SPRINT			CHEVETTE		
Cam. Belt.....	T166	60K	Cam. Belt.....	T061	60K
4-CYL. 1.6 L (CANADA)			NOVA		
TRACKER			Cam. Belt.....	T070	60K
Cam. Belt.....	T164	60K	4-CYL. 1.8 L DIESEL		
V-6 3.4 L			CHEVETTE		
LUMINA			Cam. Belt.....	☆T076	60K
Cam. Belt.....	T192	60K	4-CYL. 2.2 L DIESEL		
			S SERIES PICKUP		
1990-1989			Cam. Belt.....	☆T075	60K
3-CYL. 1.0 L (CANADA)			1984-1983		
SPRINT			4-CYL. 1.6 L		
Cam. Belt.....	T166	60K	CHEVETTE		
4-CYL. 1.6 L (CANADA)			Cam. Belt.....	T061	60K
TRACKER			4-CYL. 1.8 L DIESEL		
Cam. Belt.....	T164	60K	CHEVETTE		
			Cam. Belt.....	☆T076	60K
1988			4-CYL. 2.2 L DIESEL		
3-CYL. 1.0 L			S SERIES PICKUP		
SPRINT			Cam. Belt.....	☆T075	60K
Cam. Belt.....	T095	60K	1982-1981		
4-CYL. 1.5 L			4-CYL. 1.6 L		
SPECTRUM			CHEVETTE		
Cam. Belt; Apr. 30, 1987 & Older.....	☆T118	60K	Cam. Belt.....	T061	60K
Cam. Belt; May 1, 1987 & Newer.....	☆T162	60K	4-CYL. 1.8 L DIESEL		
4-CYL. 1.6 L			CHEVETTE		
NOVA			Cam. Belt.....	☆T076	60K
Cam. Belt; Eng. VIN 4.....	T070	60K	4-CYL. 2.2 L DIESEL		
Cam. Belt; Eng. VIN 5.....	T112	60K	LUV PICKUP		
			Cam. Belt.....	☆T075	60K

☆ Interference Engine Application.

Timing Belt Replacement Recommendations

Application	Part No.	Recommended Replacement Interval	Application	Part No.	Recommended Replacement Interval
CHEVROLET - Continued			CHRYSLER - Continued		
1980			2006 - Continued		
4-CYL. 1.6 L CHEVETTE Cam. Belt.....	T061	60K	V-6 3.5 L 300; PACIFICA Cam. Belt.....	☆T295	105K
1979			2005		
4-CYL. 98 CHEVETTE Cam. Belt.....	T061	60K	4-CYL. 2.4 L PT CRUISER Cam. Belt.....	T265	105K
1978			SEBRING Balance Shaft Belt; W/SOHC Eng.	☆T168	105K
4-CYL. 98 CHEVETTE Cam. Belt.....	T039	60K	Cam. Belt; W/DOHC Eng.; Eng. VIN X	T265	105K
1977			Cam. Belt; W/SOHC Eng.....	☆T232	105K
4-CYL. 85 CHEVETTE Cam. Belt.....	T039	60K	V-6 3.0 L SEBRING Cam. Belt.....	☆T259	60K
4-CYL. 98 CHEVETTE Cam. Belt.....	T039	60K	V-6 3.5 L 300; PACIFICA Cam. Belt.....	☆T295	105K
1976			2004		
4-CYL. 85 CHEVETTE Cam. Belt.....	T037	60K	4-CYL. 2.4 L PT CRUISER Cam. Belt.....	T265	105K
4-CYL. 98 CHEVETTE Cam. Belt.....	T037	60K	SEBRING Balance Shaft Belt; W/SOHC Eng.	☆T168	60K
CHRYSLER			Cam. Belt; W/DOHC Eng.; Eng. VIN X	T265	105K
2009			Cam. Belt; W/SOHC Eng.....	☆T232	60K
4-CYL. 2.4 L PT CRUISER Cam. Belt.....	T265	105K	V-6 3.0 L SEBRING Cam. Belt.....	☆T259	60K
V-6 3.5 L SEBRING Cam. Belt.....	☆T295	105K	V-6 3.5 L 300M Cam. Belt.....	☆T295	102K
V-6 4.0 L TOWN & COUNTRY VAN Cam. Belt.....	☆T295	100K	CONCORDE Cam. Belt.....	☆T295	105K
2008			PACIFICA Cam. Belt.....	☆T295	100K
4-CYL. 2.4 L PT CRUISER Cam. Belt.....	T265	105K	V-6 3.5 L (CANADA) INTREPID Cam. Belt.....	☆T295	102K
V-6 3.5 L 300; SEBRING Cam. Belt.....	☆T295	105K	2003		
V-6 4.0 L PACIFICA; TOWN & COUNTRY VAN Cam. Belt.....	☆T295	100K	4-CYL. 2.4 L PT CRUISER Cam. Belt.....	T265	105K
2007			SEBRING Balance Shaft Belt; W/SOHC Eng.	☆T168	60K
4-CYL. 2.4 L PT CRUISER Cam. Belt.....	T265	105K	Cam. Belt; W/DOHC Eng.	T265	105K
V-6 3.5 L 300 Cam. Belt.....	☆T295	105K	Cam. Belt; W/SOHC Eng.....	☆T232	60K
V-6 4.0 L PACIFICA Cam. Belt.....	☆T295	100K	VOYAGER Cam. Belt.....	T265	120K
2006			V-6 3.0 L SEBRING Cam. Belt.....	☆T259	60K
4-CYL. 2.4 L PT CRUISER Cam. Belt.....	T265	105K	V-6 3.5 L 300M; CONCORDE Cam. Belt.....	☆T295	102K
SEBRING Cam. Belt; Eng. VIN X.....	T265	105K	V-6 3.5 L (CANADA) INTREPID Cam. Belt.....	☆T295	102K
			2002		
			4-CYL. 2.0 L (CANADA) NEON Cam. Belt.....	☆T245	105K
			4-CYL. 2.4 L PT CRUISER Cam. Belt.....	T265	90K
			SEBRING Balance Shaft Belt; W/SOHC Eng.	☆T168	60K
			Cam. Belt; W/DOHC Eng.	T265	105K
			Cam. Belt; W/SOHC Eng.....	☆T232	60K
			VOYAGER Cam. Belt.....	T265	120K

☆ Interference Engine Application.

Timing Belt Replacement Recommendations

Application	Part No.	Recommended Replacement Interval	Application	Part No.	Recommended Replacement Interval
CHRYSLER - Continued			CHRYSLER - Continued		
2002 - Continued			1999		
V-6 3.0 L			4-CYL. 2.0 L		
SEBRING			SEBRING		
Cam. Belt..... ☆T259		60K	Cam. Belt..... ☆T246		105K
V-6 3.5 L			4-CYL. 2.4 L		
300M; CONCORDE; PROWLER			SEBRING		
Cam. Belt..... ☆T295		105K	Cam. Belt..... T265		105K
V-6 3.5 L (CANADA)			V-6 2.5 L		
INTREPID			CIRRUS		
Cam. Belt..... ☆T295		105K	Cam. Belt..... ☆T259		60K Exc. CA, CT & MA; 100K CA, CT & MA
2001					
4-CYL. 2.0 L (CANADA)			SEBRING		
NEON			Cam. Belt..... ☆T259		60k
Cam. Belt..... ☆T245		105K	V-6 3.2 L		
4-CYL. 2.4 L			CONCORDE		
PT CRUISER			Cam. Belt..... ☆T295		105K
Cam. Belt..... T265		120K	V-6 3.2 L (CANADA)		
SEBRING			INTREPID		
Balance Shaft Belt; W/SOHC Eng. ☆T168		60K	Cam. Belt..... ☆T295		105K
Cam. Belt; W/DOHC Eng. T265		105K	V-6 3.5 L		
Cam. Belt; W/SOHC Eng. ☆T232		60K	300M; LHS		
VOYAGER			Cam. Belt..... ☆T295		105K
Cam. Belt..... T265		120K	1998		
V-6 3.0 L			4-CYL. 2.0 L		
SEBRING			SEBRING		
Cam. Belt..... ☆T259		60K	Cam. Belt..... ☆T246		60K
V-6 3.2 L			4-CYL. 2.4 L		
CONCORDE			SEBRING		
Cam. Belt..... ☆T295		105K	Cam. Belt..... T265		105K
V-6 3.2 L (CANADA)			V-6 2.5 L		
INTREPID			CIRRUS; SEBRING		
Cam. Belt..... ☆T295		105K	Cam. Belt..... ☆T259		60K
V-6 3.5 L			V-6 3.2 L		
300M; LHS; PROWLER			CONCORDE		
Cam. Belt..... ☆T295		105K	Cam. Belt..... ☆T295		105K
V-6 3.5 L (CANADA)			V-6 3.2 L (CANADA)		
INTREPID			INTREPID		
Cam. Belt..... ☆T295		105K	Cam. Belt..... ☆T295		105K
2000			1997		
4-CYL. 2.0 L			4-CYL. 2.0 L		
CIRRUS			SEBRING		
Cam. Belt..... ☆T245		105K	Cam. Belt..... ☆T246		60K
4-CYL. 2.0 L (CANADA)			4-CYL. 2.4 L		
NEON			CIRRUS; SEBRING		
Cam. Belt..... ☆T245		105K	Cam. Belt..... T265		105K
4-CYL. 2.4 L			V-6 2.5 L		
CIRRUS			CIRRUS; SEBRING		
Cam. Belt..... T265		105K	Cam. Belt..... ☆T259		60K
VOYAGER			V-6 3.5 L		
Cam. Belt..... T265		120K	CONCORDE; LHS		
V-6 2.5 L			Cam. Belt..... T255		105K
CIRRUS; SEBRING			V-6 3.5 L (CANADA)		
Cam. Belt..... ☆T259		60K	INTREPID		
V-6 3.0 L			Cam. Belt..... T255		105K
GRAND VOYAGER; VOYAGER			1996		
Cam. Belt..... T139		60K	4-CYL. 2.0 L		
V-6 3.2 L			SEBRING		
CONCORDE			Cam. Belt..... ☆T246		60K
Cam. Belt..... ☆T295		105K	4-CYL. 2.4 L		
V-6 3.2 L (CANADA)			CIRRUS; SEBRING		
INTREPID			Cam. Belt..... T265		105K
Cam. Belt..... ☆T295		105K	V-6 2.5 L		
V-6 3.5 L			CIRRUS; SEBRING		
300M; LHS			Cam. Belt..... ☆T259		60K
Cam. Belt..... ☆T295		105K	V-6 3.5 L		
V-6 3.5 L (CANADA)			CONCORDE; LHS; NEW YORKER		
INTREPID			Cam. Belt..... T255		105K
Cam. Belt..... ☆T295		105K			

☆ Interference Engine Application.

Timing Belt Replacement Recommendations

Application	Part No.	Recommended Replacement Interval	Application	Part No.	Recommended Replacement Interval
CHRYSLER - Continued			CHRYSLER - Continued		
1996 - Continued			1992 - Continued		
V-6 3.5 L (CANADA)			V-6 3.0 L		
INTREPID			LEBARON		
Cam. Belt.....	T255	105K	Cam. Belt.....	T139	60K
1995			V-6 3.0 L (CANADA)		
4-CYL. 2.0 L			DAYTONA		
SEBRING			Cam. Belt.....		
Cam. Belt.....	☆T246	60K	Cam. Belt.....	T139	60K
4-CYL. 2.4 L			1991		
CIRRUS			4-CYL. 2.5 L		
Cam. Belt.....	T265	105K	LEBARON		
V-6 2.5 L			Cam. Belt.....		
CIRRUS; SEBRING			T153		
Cam. Belt.....	☆T259	60K	60K		
V-6 3.0 L			4-CYL. 2.5 L (CANADA)		
LEBARON			DAYTONA; DYNASTY		
Cam. Belt.....	T139	60K	Cam. Belt.....		
V-6 3.5 L			T153		
CONCORDE; LHS; NEW YORKER			V-6 3.0 L		
Cam. Belt.....	T255	105K	LEBARON; TC MASERATI		
V-6 3.5 L (CANADA)			Cam. Belt.....		
INTREPID			T139		
Cam. Belt.....	T255	105K	60K		
1994			V-6 3.0 L (CANADA)		
4-CYL. 2.5 L			DAYTONA		
LEBARON			Cam. Belt.....		
Cam. Belt.....	T153	90K	T139		
V-6 3.0 L			4-CYL. 2.5 L		
LEBARON			LEBARON		
Cam. Belt.....	T139	60K	Cam. Belt.....		
V-6 3.5 L			T153		
CONCORDE; LHS; NEW YORKER			60K		
Cam. Belt.....	T219	105K	4-CYL. 2.5 L (CANADA)		
V-6 3.5 L (CANADA)			DAYTONA; DYNASTY		
INTREPID			Cam. Belt.....		
Cam. Belt.....	T219	105K	T153		
1993			60K		
4-CYL. 2.2 L (CANADA)			V-6 3.0 L		
DAYTONA			LEBARON		
Cam. Belt.....	T206	60K	Cam. Belt.....		
4-CYL. 2.5 L			T139		
LEBARON			60K		
Cam. Belt.....	T153	60K	4-CYL. 2.5 L (CANADA)		
4-CYL. 2.5 L (CANADA)			DAYTONA		
DAYTONA			Cam. Belt; W/SOHC Eng.....		
Cam. Belt.....	T153	60K	T153		
V-6 3.0 L			4-CYL. 2.2 L (CANADA)		
LEBARON			DAYTONA		
Cam. Belt.....	T139	60K	Cam. Belt.....		
V-6 3.0 L (CANADA)			T153		
DAYTONA			60K		
Cam. Belt.....	T139	60K	4-CYL. 2.5 L		
V-6 3.5 L			LEBARON		
CONCORDE			Cam. Belt.....		
Cam. Belt.....	T219	105K	T153		
V-6 3.5 L (CANADA)			60K		
INTREPID			4-CYL. 2.5 L (CANADA)		
Cam. Belt.....	T219	105K	DAYTONA; DYNASTY		
1992			Cam. Belt.....		
4-CYL. 2.2 L (CANADA)			T139		
DAYTONA			60K		
Cam. Belt.....	T206	60K	V-6 3.0 L		
4-CYL. 2.5 L			NEW YORKER		
LEBARON			Cam. Belt.....		
Cam. Belt.....	T153	60K	T139		
4-CYL. 2.5 L (CANADA)			60K		
DAYTONA; DYNASTY			V-6 3.0 L (CANADA)		
Cam. Belt.....	T153	60K	DYNASTY		
1988			Cam. Belt.....		
4-CYL. 2.2 L			T139		
LEBARON; NEW YORKER; TOWN & COUNTRY			60K		
Cam. Belt.....	T071	60K	1989		
4-CYL. 2.2 L (CANADA)			4-CYL. 2.2 L		
DAYTONA			LEBARON		
Cam. Belt.....	T071	60K	Cam. Belt.....		
60K			T153		

☆ Interference Engine Application.

Timing Belt Replacement Recommendations

Application	Part No.	Recommended Replacement Interval	Application	Part No.	Recommended Replacement Interval
CHRYSLER - Continued			DAEWOO - Continued		
1988 - Continued			2002-1999 - Continued		
4-CYL. 2.5 L			4-CYL. 2.0 L		
LEBARON; TOWN & COUNTRY			NUBIRA		
Cam. Belt.....	T132	60K	Cam. Belt.....	☆T309	6 years/60,000 miles
4-CYL. 2.5 L (CANADA)			4-CYL. 2.2 L		
DAYTONA; DYNASTY			LEGANZA		
Cam. Belt.....	T132	60K	Cam. Belt.....	☆T305	6 years/60,000 miles
V-6 3.0 L			DAIHATSU		
NEW YORKER			1992-1990		
Cam. Belt.....	T139	60K	3-CYL. 1.0 L		
V-6 3.0 L (CANADA)			CHARADE		
DYNASTY			Cam. Belt.....		
Cam. Belt.....	T139	60K	☆T178		
1987			4-CYL. 1.3 L		
4-CYL. 2.2 L			CHARADE		
LEBARON; NEW YORKER; TOWN & COUNTRY			Cam. Belt.....		
Cam. Belt.....	T071	60K	☆T181		
4-CYL. 2.2 L (CANADA)			4-CYL. 1.6 L		
DAYTONA			ROCKY		
Cam. Belt.....	T071	60K	Cam. Belt.....		
4-CYL. 2.5 L			☆T182		
LEBARON; NEW YORKER; TOWN & COUNTRY			1989		
Cam. Belt.....	T114	60K	3-CYL. 1.0 L		
4-CYL. 2.5 L (CANADA)			CHARADE		
DAYTONA			Cam. Belt.....		
Cam. Belt.....	T114	60K	☆T178		
1986			4-CYL. 1.3 L		
4-CYL. 2.2 L			CHARADE		
LASER; LEBARON; NEW YORKER; TOWN & COUNTRY			Cam. Belt.....		
Cam. Belt.....	T071	60K	☆T181		
4-CYL. 2.2 L (CANADA)			1988		
DAYTONA; EXECUTIVE			3-CYL. 1.0 L		
Cam. Belt.....	T071	60K	CHARADE		
4-CYL. 2.5 L			Cam. Belt.....		
LASER; LEBARON; NEW YORKER; TOWN & COUNTRY			☆T178		
Cam. Belt.....	T114	60K	4-CYL. 1.3 L		
1985			CHARADE		
4-CYL. 2.2 L			Cam. Belt.....		
LASER; LEBARON; NEW YORKER; TOWN & COUNTRY			☆T181		
Cam. Belt.....	T071	60K	1988		
4-CYL. 2.2 L (CANADA)			3-CYL. 1.0 L		
DAYTONA			CHARADE		
Cam. Belt.....	T071	60K	Cam. Belt.....		
1984			☆T178		
4-CYL. 2.2 L			4-CYL. 1.3 L		
E CLASS; LASER; LEBARON; NEW YORKER; TOWN & COUNTRY			CHARADE		
Cam. Belt.....	T071	60K	Cam. Belt.....		
4-CYL. 2.2 L (CANADA)			☆T181		
DAYTONA			1989		
Cam. Belt.....	T071	60K	3-CYL. 1.0 L		
1983			CHARADE		
4-CYL. 2.2 L			Cam. Belt.....		
E CLASS; LEBARON; NEW YORKER; TOWN & COUNTRY			☆T178		
Cam. Belt.....	T071	60K	4-CYL. 1.3 L		
1982			CHARADE		
4-CYL. 2.2 L			Cam. Belt.....		
LEBARON; TOWN & COUNTRY			☆T181		
Cam. Belt.....	T071	60K	1988		
DAEWOO			3-CYL. 1.0 L		
2002-1999			CHARADE		
4-CYL. 1.6 L			Cam. Belt.....		
LANOS			☆T178		
Cam. Belt.....	☆T310	6 years/60,000 miles	4-CYL. 1.3 L		
			CHARADE		
			Cam. Belt.....		
			☆T181		
			1989		
			3-CYL. 1.0 L		
			CHARADE		
			Cam. Belt.....		
			☆T178		
			4-CYL. 1.3 L		
			CHARADE		
			Cam. Belt.....		
			☆T181		
			1988		
			3-CYL. 1.0 L		
			CHARADE		
			Cam. Belt.....		
			☆T178		
			4-CYL. 1.3 L		
			CHARADE		
			Cam. Belt.....		
			☆T181		
			1988		
			3-CYL. 1.0 L		
			CHARADE		
			Cam. Belt.....		
			☆T178		
			4-CYL. 1.3 L		
			CHARADE		
			Cam. Belt.....		
			☆T181		
			1988		
			3-CYL. 1.0 L		
			CHARADE		
			Cam. Belt.....		
			☆T178		
			4-CYL. 1.3 L		
			CHARADE		
			Cam. Belt.....		
			☆T181		
			1988		
			3-CYL. 1.0 L		
			CHARADE		
			Cam. Belt.....		
			☆T178		
			4-CYL. 1.3 L		
			CHARADE		
			Cam. Belt.....		
			☆T181		
			1988		
			3-CYL. 1.0 L		
			CHARADE		
			Cam. Belt.....		
			☆T178		
			4-CYL. 1.3 L		
			CHARADE		
			Cam. Belt.....		
			☆T181		
			1988		
			3-CYL. 1.0 L		
			CHARADE		
			Cam. Belt.....		
			☆T178		
			4-CYL. 1.3 L		
			CHARADE		
			Cam. Belt.....		
			☆T181		
			1988		
			3-CYL. 1.0 L		
			CHARADE		
			Cam. Belt.....		
			☆T178		
			4-CYL. 1.3 L		
			CHARADE		
			Cam. Belt.....		
			☆T181		
			1988		
			3-CYL. 1.0 L		
			CHARADE		
			Cam. Belt.....		
			☆T178		
			4-CYL. 1.3 L		
			CHARADE		
			Cam. Belt.....		
			☆T181		
			1988		
			3-CYL. 1.0 L		
			CHARADE		
			Cam. Belt.....		
			☆T178		
			4-CYL. 1.3 L		
			CHARADE		
			Cam. Belt.....		
			☆T181		
			1988		
			3-CYL. 1.0 L		
			CHARADE		
			Cam. Belt.....		
			☆T178		
			4-CYL. 1.3 L		
			CHARADE		
			Cam. Belt.....		
			☆T181		
			1988		
			3-CYL. 1.0 L		
			CHARADE		
			Cam. Belt.....		
			☆T178		
			4-CYL. 1.3 L		
			CHARADE		
			Cam. Belt.....		
			☆T181		
			1988		
			3-CYL. 1.0 L		
			CHARADE		
			Cam. Belt.....		
			☆T178		
			4-CYL. 1.3 L		
			CHARADE		
			Cam. Belt.....		
			☆T181		
			1988		
			3-CYL. 1.0 L		
			CHARADE		
			Cam. Belt.....		
			☆T178		
			4-CYL. 1.3 L		
			CHARADE		
			Cam. Belt.....		
			☆T181		
			1988		
			3-CYL. 1.0 L		
			CHARADE		
			Cam. Belt.....		
			☆T178		
			4-CYL. 1.3 L		
			CHARADE		
			Cam. Belt.....		
			☆T181		
			1988		
			3-CYL. 1.0 L		
			CHARADE		
			Cam. Belt.....		
			☆T178		
			4-CYL. 1.3 L		
			CHARADE		
			Cam. Belt.....		
			☆T181		
			1988		
			3-CYL. 1.0 L		
			CHARADE		
			Cam. Belt.....		
			☆T178		
			4-CYL. 1.3 L		
			CHARADE		
			Cam. Belt.....		
			☆T181		
			1988		
			3-CYL. 1.0 L		
			CHARADE		
			Cam. Belt.....		
			☆T178		
			4-CYL. 1.3 L		
			CHARADE		
			Cam. Belt.....		
			☆T181		
			1988		
			3-CYL. 1.0 L		
			CHARADE		
			Cam. Belt.....		
			☆T178		
			4-CYL. 1.3 L		
			CHARADE		
			Cam. Belt.....		
			☆T181		
			1988		
			3-CYL. 1.0 L		
			CHARADE		
			Cam. Belt.....		
			☆T178		
			4-CYL. 1.3 L		
			CHARADE		
			Cam. Belt.....		
			☆T181		
			1988		
			3-CYL. 1.0 L		
			CHARADE		
			Cam. Belt.....		
			☆T178		
			4-CYL. 1.3 L		
			CHARADE		
			Cam. Belt.....		
			☆T181		
			1988		
			3-CYL. 1.0 L		
			CHARADE		
			Cam. Belt.....		
			☆T178		
			4-CYL. 1.3 L		
			CHARADE		
			Cam. Belt.....		
			☆T181		
			1988		
			3-CYL. 1.0 L		
			CHARADE		
			Cam. Belt.....		
			☆T178		
			4-CYL. 1.3 L		
			CHARADE		
			Cam. Belt.....		
			☆T181		
			1988		
			3-CYL. 1.0 L		
			CHARADE		
			Cam. Belt.....		
			☆T178		
			4-CYL. 1.3 L		
			CHARADE		
			Cam. Belt.....		
			☆T181		
			1988		
			3-CYL. 1.0 L		
			CHARADE		
			Cam. Belt.....		
			☆T178		
			4-CYL. 1.3 L		
			CHARADE		
			Cam. Belt.....		
			☆T181		
			1988		
			3-CYL. 1.0 L		
			CHARADE		
			Cam. Belt.....		
			☆T178		
			4-CYL. 1.3 L		
			CHARADE		
			Cam. Belt.....		
			☆T181		
			1988		
			3-CYL. 1.0 L		
			CHARADE		
			Cam. Belt.....		
			☆T178		
			4-CYL. 1.3 L		
			CHARADE		
			Cam. Belt.....		
			☆T181		
			1988		
			3-CYL. 1.0 L		
			CHARADE		
			Cam. Belt.....		
			☆T178		
			4-CYL. 1.3 L		
			CHARADE		
			Cam. Belt.....		
			☆T181		
			1988		
			3-CYL. 1.0 L		
			CHARADE		
			Cam. Belt.....		
			☆T178		
			4-CYL. 1.3 L		
			CHARADE		
			Cam. Belt.....		
			☆T181		
			1988		
			3-CYL. 1.0 L		
			CHARADE		
			Cam. Belt.....		
			☆T178		
			4-CYL. 1.3 L		
			CHARADE		
			Cam. Belt.....		
			☆T181		
			1988		
			3-CYL. 1.0 L		
			CHARADE		
			Cam. Belt.....		
			☆T178		
			4-CYL. 1.3 L		
			CHARADE		
			Cam. Belt.....		
			☆T181		
			1988		
			3-CYL. 1.0 L		
			CHARADE		
			Cam. Belt.....		
			☆T178		
			4-CYL. 1.3 L		
			CHARADE		
			Cam. Belt.....		
			☆T181		
			1988		
			3-CYL. 1.0 L		
			CHARADE		
			Cam. Belt.....		
			☆T178		
			4-CYL. 1.3 L		
			CHARADE		
			Cam. Belt.....		
			☆T181		
			1988		
			3-CYL. 1.0 L		
			CHARADE		
			Cam. Belt.....		
			☆T178		

Timing Belt Replacement Recommendations

Application	Part No.	Recommended Replacement Interval	Application	Part No.	Recommended Replacement Interval
DODGE - Continued			DODGE - Continued		
2005			2002 - Continued		
4-CYL. 2.0 L			4-CYL. 2.4 L		
NEON			CARAVAN		
Cam. Belt.....	☆T245	105K	Cam. Belt.....	T265	120K
4-CYL. 2.0 L (CANADA)			STRATUS		
SX			Balance Shaft Belt; W/SOHC Eng.	☆T168	90K
Cam. Belt.....	☆T245	105K	Cam. Belt; W/DOHC Eng.	T265	90K
4-CYL. 2.4 L			Cam. Belt; W/SOHC Eng.	☆T232	90K
CARAVAN; NEON			V-6 3.0 L		
Cam. Belt.....	T265	105K	STRATUS		
STRATUS			Cam. Belt.....	☆T259	60K
Balance Shaft Belt; W/SOHC Eng.	☆T168	105K	V-6 3.5 L		
Cam. Belt; W/DOHC Eng.; Eng. VIN X	T265	105K	INTREPID		
Cam. Belt; W/SOHC Eng.	☆T232	105K	Cam. Belt.....	☆T295	100K
4-CYL. 2.4 L (CANADA)			2001		
SX			4-CYL. 2.0 L		
Cam. Belt.....	T265	105K	NEON		
V-6 3.0 L			Cam. Belt.....	☆T245	105K
STRATUS			4-CYL. 2.4 L		
Cam. Belt.....	☆T259	60K	CARAVAN		
V-6 3.5 L			Cam. Belt.....	T265	120K
MAGNUM			STRATUS		
Cam. Belt.....	☆T295	105K	Balance Shaft Belt; W/SOHC Eng.	☆T168	90K
2004			Cam. Belt; W/DOHC Eng.	T265	90K
4-CYL. 2.0 L			Cam. Belt; W/SOHC Eng.	☆T232	90K
NEON			V-6 3.0 L		
Cam. Belt.....	☆T245	105K	STRATUS		
4-CYL. 2.0 L (CANADA)			Cam. Belt.....	☆T259	60K
SX			V-6 3.5 L		
Cam. Belt.....	☆T245	105K	INTREPID		
4-CYL. 2.4 L			Cam. Belt.....	☆T295	102K
CARAVAN			2000		
Cam. Belt.....	T265	120K	4-CYL. 2.0 L		
NEON			NEON; STRATUS		
Cam. Belt.....	T265	105K	Cam. Belt.....	☆T245	105K
STRATUS			4-CYL. 2.4 L		
Balance Shaft Belt; W/SOHC Eng.	☆T168	90K	CARAVAN		
Cam. Belt; W/DOHC Eng.; Eng. VIN X	T265	90K	Cam. Belt.....	T265	120K
Cam. Belt; W/SOHC Eng.	☆T232	90K	STRATUS		
V-6 3.0 L			Cam. Belt.....	T265	105K
STRATUS			V-6 2.5 L		
Cam. Belt.....	☆T259	60K	AVENGER; STRATUS		
V-6 3.5 L			Cam. Belt.....	☆T259	60K
INTREPID			V-6 3.0 L		
Cam. Belt.....	☆T295	102K	CARAVAN; GRAND CARAVAN		
2003			Cam. Belt.....	T139	60K
4-CYL. 2.0 L			V-6 3.2 L		
NEON			INTREPID		
Cam. Belt.....	☆T245	105K	Cam. Belt.....	☆T295	100K
4-CYL. 2.0 L (CANADA)			V-6 3.5 L		
SX			INTREPID		
Cam. Belt.....	☆T245	105K	Cam. Belt.....	☆T295	100K
4-CYL. 2.4 L			1999-1998		
CARAVAN			4-CYL. 2.0 L		
Cam. Belt.....	T265	120K	AVENGER		
NEON			Cam. Belt.....	☆T246	60K
Cam. Belt.....	T265	105K	NEON		
STRATUS			Cam. Belt; W/DOHC Eng.	☆T246	105K
Balance Shaft Belt; W/SOHC Eng.	☆T168	90K	Cam. Belt; W/SOHC Eng.	☆T245	105K
Cam. Belt; W/DOHC Eng.	T265	90K	STRATUS		
Cam. Belt; W/SOHC Eng.	☆T232	90K	Cam. Belt.....	☆T245	105K
V-6 3.0 L			4-CYL. 2.4 L		
STRATUS			CARAVAN		
Cam. Belt.....	☆T259	60K	Cam. Belt.....	T265	120K
V-6 3.5 L			STRATUS		
INTREPID			Cam. Belt.....	T265	105K
Cam. Belt.....	☆T295	102K	2002		
2002			4-CYL. 2.0 L		
4-CYL. 2.0 L			NEON		
NEON			Cam. Belt.....	☆T245	105K
Cam. Belt.....	☆T245	105K			

☆ Interference Engine Application.

Timing Belt Replacement Recommendations

Application	Part No.	Recommended Replacement Interval	Application	Part No.	Recommended Replacement Interval
DODGE - Continued			DODGE - Continued		
1999-1998 - Continued			1995 - Continued		
V-6 2.5 L			4-CYL. 2.4 L		
AVENGER; STRATUS			STRATUS		
Cam. Belt.....	☆T259	60K	Cam. Belt.....	T265	105K
V-6 3.0 L			4-CYL. 2.5 L		
CARAVAN; GRAND CARAVAN			CARAVAN; DAKOTA; SPIRIT		
Cam. Belt.....	T139	60K	Cam. Belt.....	T153	60K
V-6 3.2 L			V-6 2.5 L		
INTREPID			AVENGER; STRATUS		
Cam. Belt.....	☆T295	105K	Cam. Belt.....	☆T259	60K
1997			V-6 3.0 L		
4-CYL. 2.0 L			CARAVAN; GRAND CARAVAN; SPIRIT		
AVENGER			Cam. Belt.....	T139	60K
Cam. Belt.....	☆T246	60K	STEALTH		
NEON			Cam. Belt; W/DOHC Eng.	☆T195	60K
Cam. Belt; W/DOHC Eng.	☆T246	105K	Cam. Belt; W/SOHC Eng.....	T139	60K
Cam. Belt; W/SOHC Eng.....	☆T245	105K	V-6 3.5 L		
STRATUS			INTREPID		
Cam. Belt.....	☆T245	105K	Cam. Belt.....	T255	105K
4-CYL. 2.4 L			1994		
CARAVAN			4-CYL. 1.5 L		
Cam. Belt.....	T265	120K	COLT		
GRAND CARAVAN; STRATUS			Cam. Belt.....	☆T191	60K
Cam. Belt.....	T265	105K	4-CYL. 1.8 L		
V-6 2.5 L			COLT		
AVENGER; STRATUS			Cam. Belt.....	☆T201	60K
Cam. Belt.....	☆T259	60K	4-CYL. 2.2 L		
V-6 3.0 L			SHADOW		
CARAVAN; GRAND CARAVAN			Cam. Belt.....	T153	60K
Cam. Belt.....	T139	60K	4-CYL. 2.5 L		
V-6 3.5 L			CARAVAN; DAKOTA; SHADOW; SPIRIT		
INTREPID			Cam. Belt.....	T153	60K
Cam. Belt.....	T255	105K	V-6 3.0 L		
1996			CARAVAN; GRAND CARAVAN; SHADOW; SPIRIT		
4-CYL. 2.0 L			Cam. Belt.....	T139	60K
AVENGER			STEALTH		
Cam. Belt.....	☆T246	60K	Cam. Belt; W/DOHC Eng.	☆T195	60K
NEON			Cam. Belt; W/SOHC Eng.....	T139	60K
Cam. Belt; W/DOHC Eng.	☆T246	105K	V-6 3.5 L		
Cam. Belt; W/SOHC Eng.....	☆T245	105K	INTREPID		
STRATUS			Cam. Belt.....	T219	105K
Cam. Belt.....	☆T245	105K	1993		
4-CYL. 2.4 L			4-CYL. 1.5 L		
CARAVAN			COLT		
Cam. Belt.....	T265	120K	Cam. Belt.....	☆T191	60K
GRAND CARAVAN; STRATUS			4-CYL. 1.8 L		
Cam. Belt.....	T265	105K	COLT		
V-6 2.5 L			Cam. Belt.....	☆T201	60K
AVENGER; STRATUS			4-CYL. 2.2 L		
Cam. Belt.....	☆T259	60K	DAYTONA		
V-6 3.0 L			Cam. Belt.....	T206	60K
CARAVAN; GRAND CARAVAN			SHADOW		
Cam. Belt.....	T139	60K	Cam. Belt.....	T153	60K
STEALTH			4-CYL. 2.4 L		
Cam. Belt; W/DOHC Eng.	☆T195	60K	RAM 50 PICKUP		
Cam. Belt; W/SOHC Eng.....	T139	60K	Balance Shaft Belt	T168	60K
V-6 3.5 L			Cam. Belt.....	T229	60K
INTREPID			4-CYL. 2.4 L (CANADA)		
Cam. Belt.....	T255	105K	COLT		
1995			Balance Shaft Belt	☆T168	60K
4-CYL. 1.5 L (CANADA)			Cam. Belt.....	☆T230	60K
COLT			4-CYL. 2.5 L		
Cam. Belt.....	☆T191	60K	CARAVAN; DAKOTA; DAYTONA; DYNASTY; SHADOW; SPIRIT		
4-CYL. 2.0 L			Cam. Belt.....	T153	60K
AVENGER			V-6 3.0 L		
Cam. Belt.....	☆T246	60K	CARAVAN; DAYTONA; DYNASTY; GRAND CARAVAN; SHADOW;		
NEON			SPIRIT		
Cam. Belt; W/DOHC Eng.	☆T246	105K	Cam. Belt.....	T139	60K
Cam. Belt; W/SOHC Eng.....	☆T245	105K	STEALTH		
STRATUS			Cam. Belt; W/DOHC Eng.	☆T195	60K
Cam. Belt.....	☆T245	105K	Cam. Belt; W/SOHC Eng.....	T139	60K

☆ Interference Engine Application.

Timing Belt Replacement Recommendations

Application	Part No.	Recommended Replacement Interval	Application	Part No.	Recommended Replacement Interval
DODGE - Continued			DODGE - Continued		
1988 - Continued			1984 - Continued		
V-6 3.0 L			4-CYL. 1.6 L		
CARAVAN; DYNASTY; GRAND CARAVAN; MINI RAM VAN			COLT		
Cam. Belt.....	T139	60K	Cam. Belt.....	T093	60K
1987			4-CYL. 2.0 L		
4-CYL. 1.5 L			COLT; RAM 50 PICKUP		
Cam. Belt.....	☆T128	60K	Balance Shaft Belt	T090	60K
4-CYL. 1.6 L			Cam. Belt.....	T089	60K
COLT			4-CYL. 2.2 L		
Cam. Belt.....	T093	60K	600; ARIES; CARAVAN; CHARGER; DAYTONA; MINI RAM VAN; OMNI; RAMPAGE		
4-CYL. 2.0 L			RAM 50 PICKUP		
Balance Shaft Belt	T159	60K	Cam. Belt.....	T071	60K
Cam. Belt.....	T158	60K	4-CYL. 2.3 L DIESEL		
4-CYL. 2.2 L			RAM 50 PICKUP		
600; ARIES; CARAVAN; CHARGER; DAKOTA; DAYTONA; GRAND CARAVAN; LANCER; MINI RAM VAN; OMNI; SHADOW			Balance Shaft Belt	☆T092	50K
Cam. Belt.....	T071	60K	Cam. Belt.....	☆T091	50K
4-CYL. 2.2 L (CANADA)			1983		
EXPO			4-CYL. 1.4 L		
Cam. Belt.....	T071	60K	COLT		
4-CYL. 2.5 L			Cam. Belt.....	☆T073	60K
600; ARIES; DAYTONA; GRAND CARAVAN; LANCER; MINI RAM VAN			4-CYL. 1.6 L		
Cam. Belt.....	T114	60K	COLT		
V-6 3.0 L			Cam. Belt.....	T093	60K
CARAVAN; GRAND CARAVAN; MINI RAM VAN			4-CYL. 1.7 L		
Cam. Belt.....	T139	60K	CHARGER; OMNI		
1986			Cam. Belt.....	☆T017	60K
4-CYL. 1.5 L			4-CYL. 2.0 L		
COLT			RAM 50 PICKUP		
Cam. Belt.....	☆T073	60K	Balance Shaft Belt	T090	60K
4-CYL. 1.6 L			Cam. Belt.....	T089	60K
COLT			4-CYL. 2.2 L		
Cam. Belt.....	T093	60K	400; 600; ARIES; CHARGER; OMNI; RAMPAGE		
4-CYL. 2.0 L			Cam. Belt.....	T071	60K
COLT; RAM 50 PICKUP			4-CYL. 2.3 L DIESEL		
Balance Shaft Belt	T090	60K	RAM 50 PICKUP		
Cam. Belt.....	T089	60K	Balance Shaft Belt	☆T092	50K
4-CYL. 2.2 L			Cam. Belt.....	☆T091	50K
600; ARIES; CARAVAN; CHARGER; DAYTONA; LANCER; MINI RAM VAN; OMNI			1982		
Cam. Belt.....	T071	60K	4-CYL. 1.4 L		
4-CYL. 2.5 L			COLT		
600; ARIES; DAYTONA; LANCER			Cam. Belt.....	☆T073	60K
Cam. Belt.....	T114	60K	4-CYL. 1.6 L		
1985			COLT		
4-CYL. 1.5 L			Cam. Belt.....	T064	60K
COLT			4-CYL. 1.7 L		
Cam. Belt.....	☆T073	60K	OMNI		
4-CYL. 1.6 L			Cam. Belt.....	☆T017	60K
COLT			4-CYL. 2.2 L		
Cam. Belt.....	T093	60K	400; ARIES; OMNI; RAMPAGE		
4-CYL. 2.0 L			Cam. Belt.....	T071	60K
COLT; RAM 50 PICKUP			1981		
Balance Shaft Belt	T090	60K	4-CYL. 1.4 L		
Cam. Belt.....	T089	60K	COLT		
4-CYL. 2.2 L			Cam. Belt.....	☆T073	60K
600; ARIES; CARAVAN; CHARGER; DAYTONA; LANCER; MINI RAM VAN; OMNI			4-CYL. 1.6 L		
Cam. Belt.....	T071	60K	COLT		
4-CYL. 2.3 L DIESEL			Cam. Belt.....	T064	60K
RAM 50 PICKUP			4-CYL. 1.7 L		
Balance Shaft Belt	☆T092	50K	OMNI		
Cam. Belt.....	☆T091	50K	Cam. Belt.....	☆T017	60K
1984			4-CYL. 2.2 L		
4-CYL. 1.4 L			ARIES; OMNI		
COLT			Cam. Belt.....	T071	60K
Cam. Belt.....	☆T073	60K	1980		
1984 - Continued			4-CYL. 1.4 L		
4-CYL. 1.4 L			COLT		
COLT			Cam. Belt.....	☆T073	60K
Cam. Belt.....	☆T073	60K			

☆ Interference Engine Application.

Timing Belt Replacement Recommendations

Application	Part No.	Recommended Replacement Interval	Application	Part No.	Recommended Replacement Interval
DODGE - Continued			EAGLE - Continued		
1980 - Continued			1996-1995 - Continued		
4-CYL. 1.6 L			V-6 3.5 L		
COLT			VISION		
Cam. Belt.....	T064	60K	Cam. Belt.....	T255	105K
4-CYL. 1.7 L			1994		
OMNI			4-CYL. 1.5 L		
Cam. Belt.....	☆T017	60K	SUMMIT		
1979			Cam. Belt.....	☆T191	60K
4-CYL. 104			4-CYL. 1.8 L		
OMNI			SUMMIT		
Cam. Belt.....	☆T017	60K	Cam. Belt.....	☆T201	60K
4-CYL. 86			TALON		
COLT			Balance Shaft Belt	T159	60K
Cam. Belt.....	T073	60K	Cam. Belt.....	T158	60K
4-CYL. 98			4-CYL. 2.0 L		
CHALLENGER; COLT			TALON		
Balance Shaft Belt	T062	60K	Balance Shaft Belt	☆T168	60K
Cam. Belt; W/Balance Shaft.....	T013	60K	Cam. Belt.....	☆T167	60K
Cam. Belt; W/O Balance Shaft.....	T064	60K	4-CYL. 2.4 L		
1978			SUMMIT		
4-CYL. 104			Balance Shaft Belt	☆T168	60K
OMNI			Cam. Belt.....	☆T230	60K
Cam. Belt.....	☆T017	60K	V-6 3.5 L		
4-CYL. 98			VISION		
CHALLENGER; COLT			Cam. Belt.....	T219	105K
Balance Shaft Belt	T062	60K	1993		
Cam. Belt; W/Balance Shaft.....	T013	60K	4-CYL. 1.5 L		
Cam. Belt; W/O Balance Shaft.....	T064	60K	SUMMIT		
1977			Cam. Belt.....	☆T191	60K
4-CYL. 98			4-CYL. 1.8 L		
COLT			SUMMIT		
Balance Shaft Belt	T062	60K	Cam. Belt.....	☆T201	60K
Cam. Belt.....	T013	60K	TALON		
EAGLE			Balance Shaft Belt	T159	60K
1998			Cam. Belt.....	T158	60K
4-CYL. 2.0 L			4-CYL. 2.0 L		
TALON			TALON		
Balance Shaft Belt; W/Turbo	☆T168	60K	Balance Shaft Belt	☆T168	60K
Cam. Belt; W/O Turbo	☆T246	60K	Cam. Belt.....	☆T167	60K
Cam. Belt; W/Turbo.....	☆T167	60K	4-CYL. 2.0 L (CANADA)		
1997			2000 GTX		
4-CYL. 2.0 L			Balance Shaft Belt; W/SOHC Eng.	☆T168	60K
TALON			Cam. Belt; W/DOHC Eng.	☆T167	60K
Balance Shaft Belt; W/Turbo	☆T168	60K	Cam. Belt; W/SOHC Eng.....	☆T232	60K
Cam. Belt; W/O Turbo	☆T246	105K	4-CYL. 2.4 L		
Cam. Belt; W/Turbo.....	☆T167	60K	SUMMIT		
V-6 3.5 L			Balance Shaft Belt	☆T168	60K
VISION			Cam. Belt.....	☆T230	60K
Cam. Belt.....	T255	105K	V-6 3.5 L		
1996-1995			VISION		
4-CYL. 1.5 L			Cam. Belt.....	T219	105K
SUMMIT			1992		
Cam. Belt.....	☆T191	60K	4-CYL. 1.5 L		
4-CYL. 1.8 L			SUMMIT		
SUMMIT			Cam. Belt.....	☆T191	60K
Cam. Belt.....	☆T201	60K	4-CYL. 1.5 L (CANADA)		
4-CYL. 2.0 L			VISTA		
TALON			Cam. Belt.....	☆T191	60K
Balance Shaft Belt; W/Turbo	☆T168	60K	4-CYL. 1.8 L		
Cam. Belt; W/O Turbo	☆T246	105K	SUMMIT		
Cam. Belt; W/Turbo.....	☆T167	60K	Cam. Belt.....	☆T201	60K
4-CYL. 2.4 L			4-CYL. 2.0 L		
SUMMIT			TALON		
Balance Shaft Belt	☆T168	60K	Balance Shaft Belt	☆T168	60K
Cam. Belt.....	☆T230	60K	Cam. Belt.....	☆T167	60K
1996-1995			4-CYL. 2.0 L (CANADA)		
4-CYL. 1.5 L			2000 GTX		
SUMMIT			Balance Shaft Belt; W/DOHC Eng.	☆T168	60K
Cam. Belt.....	☆T191	60K	Balance Shaft Belt; W/SOHC Eng.	T159	60K
4-CYL. 1.8 L			Cam. Belt; W/DOHC Eng.	☆T167	60K
SUMMIT			Cam. Belt; W/SOHC Eng.....	T155	60K
Cam. Belt.....	☆T201	60K			
4-CYL. 2.0 L					
TALON					
Balance Shaft Belt	☆T168	60K			
Cam. Belt.....	☆T167	60K			
4-CYL. 2.4 L					
SUMMIT					
Balance Shaft Belt	☆T168	60K			
Cam. Belt.....	☆T230	60K			

☆ Interference Engine Application.

Timing Belt Replacement Recommendations

Application	Part No.	Recommended Replacement Interval	Application	Part No.	Recommended Replacement Interval
EAGLE - Continued			FIAT		
1992 - Continued			1983		
4-CYL. 2.4 L			4-CYL. 1.5 L		
SUMMIT			X1/9		
Balance Shaft Belt	T159	60K	Cam. Belt.....	☆T069	30K
Cam. Belt.....	T204	60K	4-CYL. 2.0 L		
1991			X1/9		
4-CYL. 1.5 L			Cam. Belt.....		
SUMMIT			☆T068		
Cam. Belt.....	☆T191	60K	1982		
4-CYL. 1.5 L (CANADA)			4-CYL. 1.5 L		
VISTA			STRADA; X1/9		
Cam. Belt.....	☆T128	60K	Cam. Belt.....	☆T069	30K
4-CYL. 2.0 L			4-CYL. 2.0 L		
TALON			SPIDER 2000		
Balance Shaft Belt	☆T168	60K	Cam. Belt.....	☆T068	30K
Cam. Belt.....	☆T167	60K	1981-1980		
4-CYL. 2.0 L (CANADA)			4-CYL. 1.5 L		
2000 GTX			STRADA; X1/9		
Balance Shaft Belt; W/DOHC Eng.....	☆T168	60K	Cam. Belt.....	☆T069	30K
Balance Shaft Belt; W/SOHC Eng.....	T159	60K	4-CYL. 2.0 L		
Cam. Belt; W/DOHC Eng.....	☆T167	60K	BRAVA; SPIDER 2000		
Cam. Belt; W/SOHC Eng.....	T155	60K	Cam. Belt.....	☆T068	30K
VISTA			1979		
Balance Shaft Belt	T159	60K	4-CYL. 122		
Cam. Belt.....	T158	60K	BRAVA; SPIDER 2000		
1990			Cam. Belt.....		
4-CYL. 1.5 L			☆T068		
SUMMIT			4-CYL. 79		
Cam. Belt.....	☆T128	60K	128		
4-CYL. 1.5 L (CANADA)			Cam. Belt.....		
VISTA			☆T018		
Cam. Belt.....	☆T128	60K	4-CYL. 91		
4-CYL. 1.6 L			STRADA; X1/9		
SUMMIT			Cam. Belt.....		
Cam. Belt.....	☆T165	60K	☆T069		
4-CYL. 1.6 L (CANADA)			1978		
VISTA			4-CYL. 107		
Cam. Belt.....	☆T165	60K	124; 131; BRAVA		
4-CYL. 2.0 L			Cam. Belt.....		
TALON			T020		
Balance Shaft Belt	☆T168	60K	4-CYL. 122		
Cam. Belt.....	☆T167	60K	BRAVA		
4-CYL. 2.0 L (CANADA)			Cam. Belt.....		
VISTA			☆T068		
Balance Shaft Belt	T159	60K	4-CYL. 79		
Cam. Belt.....	T158	60K	128; X1/9		
1989			Cam. Belt.....		
4-CYL. 1.5 L			T018		
SUMMIT			1977-1975		
Cam. Belt.....	☆T128	60K	4-CYL. 107		
4-CYL. 1.5 L (CANADA)			124; 131		
VISTA			Cam. Belt.....		
Cam. Belt.....	☆T128	60K	T020		
4-CYL. 1.6 L			4-CYL. 79		
SUMMIT			128; X1/9		
Cam. Belt.....	☆T165	60K	Cam. Belt.....		
4-CYL. 1.6 L (CANADA)			T018		
VISTA			1974		
Cam. Belt.....	T093	60K	4-CYL. 107		
4-CYL. 2.0 L (CANADA)			124		
VISTA			Cam. Belt.....		
Balance Shaft Belt	T159	60K	T020		
Cam. Belt.....	T158	60K	4-CYL. 79		
4-CYL. 2.2 L			128; X1/9		
MEDALLION			Cam. Belt.....		
Cam. Belt.....	T140	60K	T018		
1988			4-CYL. 97		
4-CYL. 2.2 L			124		
MEDALLION			Cam. Belt.....		
Cam. Belt.....	T140	60K	T020		
1988			1973		
4-CYL. 2.2 L			4-CYL. 68		
MEDALLION			128		
Cam. Belt.....	T140	60K	Cam. Belt.....		
1988			T018		
4-CYL. 2.2 L			4-CYL. 79		
MEDALLION			128		
Cam. Belt.....	T140	60K	Cam. Belt.....		
1988			T018		

☆ Interference Engine Application.

Timing Belt Replacement Recommendations

Application	Part No.	Recommended Replacement Interval	Application	Part No.	Recommended Replacement Interval
FIAT - Continued			FORD - Continued		
1973 - Continued			2000 - Continued		
4-CYL. 98			4-CYL. 2.5 L RANGER		
124			Cam. Belt.....	T276	Inspect at 120K; Replace as needed
Cam. Belt.....	T020	25K			
1972-1971			1999		
4-CYL. 68			4-CYL. 2.0 L CONTOUR		
128			Cam. Belt.....	T294	Inspect at 120K; Replace as needed
Cam. Belt.....	T018	36K			
4-CYL. 98			ESCORT		
124			Cam. Belt; W/DOHC Eng.	☆T294	Inspect at 120K; Replace as needed
Cam. Belt.....	T020	25K	Cam. Belt; W/SOHC Eng.....	☆T283	Inspect at 120K; Replace as needed
FORD			4-CYL. 2.5 L RANGER		
2004			Cam. Belt.....	T276	Inspect at 120K; Replace as needed
4-CYL. 2.0 L ESCAPE					
Cam. Belt.....	T294	120K			
FOCUS			1998		
Cam. Belt; W/DOHC Eng.	☆T294	120K	4-CYL. 2.0 L CONTOUR		
Cam. Belt; W/SOHC Eng.....	T283	120K	Cam. Belt.....	T294	Inspect at 120K; Replace as needed
2003			ESCORT		
4-CYL. 2.0 L ESCAPE			Cam. Belt; W/DOHC Eng.	☆T294	Inspect at 120K; Replace as needed
Cam. Belt.....	T294	120K	Cam. Belt; W/SOHC Eng.....	T283	Inspect at 120K; Replace as needed
FOCUS					
Cam. Belt; W/DOHC Eng.	☆T294	120K	4-CYL. 2.5 L RANGER		
Cam. Belt; W/SOHC Eng.....	T283	120K	Cam. Belt.....	T276	Inspect at 120K; Replace as needed
ZX2					
Cam. Belt.....	T294	Inspect at 120K; Replace as needed	1997		
2002			4-CYL. 1.3 L ASPIRE		
4-CYL. 2.0 L ESCAPE			Cam. Belt.....	T185	60K Federal; 105K CA
Cam. Belt.....	T294	120K	4-CYL. 2.0 L CONTOUR		
ESCORT; FOCUS			Cam. Belt.....	T258	60K
Cam. Belt; W/DOHC Eng.	☆T294	120K	Cam. Belt.....	☆T283	Inspect at 120K; Replace as needed
Cam. Belt; W/SOHC Eng.....	T283	120K	PROBE		
2001			Cam. Belt.....	☆T228	60K Federal; 105K CA
4-CYL. 2.0 L ESCAPE			4-CYL. 2.3 L RANGER		
Cam. Belt.....	T294	120K	Cam. Belt.....	T276	60K
ESCORT			V-6 2.5 L PROBE		
Cam. Belt; W/DOHC Eng.	☆T294	120K	Cam. Belt.....	☆T214	60K Federal; 105K CA
Cam. Belt; W/SOHC Eng.....	☆T283	120K	1996		
FOCUS			4-CYL. 1.3 L ASPIRE		
Cam. Belt; W/DOHC Eng.	☆T294	120K	Cam. Belt.....	T185	60K Federal; 105K CA
Cam. Belt; W/SOHC Eng.....	T283	120K	4-CYL. 1.8 L ESCORT		
4-CYL. 2.3 L RANGER			Cam. Belt.....	T179	60K
Cam. Belt.....	T276	120K			
4-CYL. 2.5 L RANGER					
Cam. Belt.....	T276	120K			
2000					
4-CYL. 2.0 L CONTOUR					
Cam. Belt.....	T294	Inspect at 120K; Replace as needed			
ESCORT; FOCUS					
Cam. Belt; W/DOHC Eng.	☆T294	Inspect at 120K; Replace as needed			
Cam. Belt; W/SOHC Eng.....	T283	Inspect at 120K; Replace as needed			

☆ Interference Engine Application.

Timing Belt Replacement Recommendations

Application	Part No.	Recommended Replacement Interval	Application	Part No.	Recommended Replacement Interval
FORD - Continued			FORD - Continued		
1996 - Continued			1994 - Continued		
4-CYL. 1.9 L ESCORT Cam. Belt.....	T194	60K	V-6 3.2 L TAURUS Cam. Belt.....	T248	100K
4-CYL. 2.0 L CONTOUR Cam. Belt.....	T258	60K	1993		
PROBE Cam. Belt.....	☆T228	60K Federal; 105K CA	4-CYL. 1.3 L FESTIVA Cam. Belt.....	T185	60K
4-CYL. 2.3 L RANGER Cam. Belt.....	T276	60K	4-CYL. 1.8 L ESCORT Cam. Belt.....	T179	60K
V-6 2.5 L PROBE Cam. Belt.....	☆T214	60K Federal; 105K CA	4-CYL. 1.9 L ESCORT Cam. Belt.....	T194	60K
1995			4-CYL. 2.0 L PROBE Cam. Belt.....	☆T228	60K Federal; 105K CA
4-CYL. 1.3 L ASPIRE Cam. Belt.....	T185	60K Federal; 105K CA	4-CYL. 2.3 L MUSTANG; RANGER Cam. Belt.....	T210	60K
4-CYL. 1.8 L ESCORT Cam. Belt.....	T179	60K	V-6 2.5 L PROBE Cam. Belt.....	☆T214	60K Federal; 105K CA
4-CYL. 1.9 L ESCORT Cam. Belt.....	T194	60K	V-6 3.0 L TAURUS Cam. Belt; W/SHO Eng.....	T248	100K
4-CYL. 2.0 L CONTOUR Cam. Belt.....	T258	60K	V-6 3.2 L TAURUS Cam. Belt.....	T248	100K
PROBE Cam. Belt.....	☆T228	60K Federal; 105K CA	1992		
4-CYL. 2.3 L RANGER Cam. Belt.....	T276	60K	4-CYL. 1.3 L FESTIVA Cam. Belt.....	T185	60K
V-6 2.5 L PROBE Cam. Belt.....	☆T214	60K Federal; 105K CA	4-CYL. 1.8 L ESCORT Cam. Belt.....	T179	60K
V-6 3.0 L TAURUS Cam. Belt; W/SHO Eng.....	T248	100K	4-CYL. 1.9 L ESCORT Cam. Belt.....	T194	60K
V-6 3.2 L TAURUS Cam. Belt.....	T248	100K	4-CYL. 2.2 L PROBE Cam. Belt.....	☆T134	60K
1994			4-CYL. 2.3 L MUSTANG; RANGER Cam. Belt; W/Round Tooth Sprockets.....	T210	60K
4-CYL. 1.3 L ASPIRE Cam. Belt.....	T185	60K Federal; 105K CA	Cam. Belt; W/Square Tooth Sprockets.....	T014	60K
4-CYL. 1.8 L ESCORT Cam. Belt.....	T179	60K	V-6 3.0 L TAURUS Cam. Belt; W/SHO Eng.....	T248	100K
4-CYL. 1.9 L ESCORT Cam. Belt.....	T194	60K	1991		
4-CYL. 2.0 L PROBE Cam. Belt.....	☆T228	60K Federal; 105K CA	4-CYL. 1.3 L FESTIVA Cam. Belt.....	T185	60K
4-CYL. 2.3 L RANGER Cam. Belt.....	T210	60K	4-CYL. 1.8 L ESCORT Cam. Belt.....	T179	60K
V-6 2.5 L PROBE Cam. Belt.....	☆T214	60K Federal; 105K CA	4-CYL. 1.9 L ESCORT Cam. Belt; Mar. 25, 1991 & Older.....	T067	60K
V-6 3.0 L TAURUS Cam. Belt; W/SHO Eng.....	T248	100K	Cam. Belt; Mar. 26, 1991 & Newer.....	T194	60K
			4-CYL. 2.2 L PROBE Cam. Belt.....	☆T134	60K
			4-CYL. 2.3 L MUSTANG; RANGER Cam. Belt.....	T014	60K
			V-6 3.0 L TAURUS Cam. Belt; W/SHO Eng.....	T248	100K

☆ Interference Engine Application.

Timing Belt Replacement Recommendations

Application	Part No.	Recommended Replacement Interval	Application	Part No.	Recommended Replacement Interval
FORD - Continued			FORD - Continued		
1990			1986 - Continued		
4-CYL. 1.3 L FESTIVA Cam. Belt.....	T185	60K	4-CYL. 2.0 L RANGER Cam. Belt.....	T014	60K
4-CYL. 1.9 L ESCORT Cam. Belt.....	T067	60K	4-CYL. 2.0 L DIESEL ESCORT; TEMPO Cam. Belt.....	☆T103	100K
4-CYL. 2.2 L PROBE Cam. Belt.....	☆T134	60K	Cam. To Inj. Pump Belt	☆T102	100K
4-CYL. 2.3 L MUSTANG; RANGER Cam. Belt.....	T014	60K	4-CYL. 2.3 L AEROSTAR; LTD; MUSTANG; RANGER; THUNDERBIRD Cam. Belt.....	T014	60K
V-6 3.0 L TAURUS Cam. Belt; W/SHO Eng.	T248	100K	4-CYL. 2.3 L DIESEL RANGER Balance Shaft Belt	☆T092	60K
1989			Cam. Belt.....	☆T091	60K
4-CYL. 1.3 L FESTIVA Cam. Belt.....	T141	60K	1985		
4-CYL. 1.9 L ESCORT Cam. Belt.....	T067	60K	4-CYL. 1.6 L ESCORT; EXP Cam. Belt.....	☆T067	60K
4-CYL. 2.2 L PROBE Cam. Belt.....	☆T134	60K	4-CYL. 1.9 L ESCORT Cam. Belt.....	T067	60K
4-CYL. 2.3 L MUSTANG; RANGER Cam. Belt.....	T014	60K	4-CYL. 2.0 L RANGER Cam. Belt.....	T014	60K
V-6 3.0 L TAURUS Cam. Belt; W/SHO Eng.	T248	100K	4-CYL. 2.0 L DIESEL ESCORT; TEMPO Cam. Belt.....	☆T103	100K
1988			Cam. To Inj. Pump Belt	☆T102	100K
4-CYL. 1.3 L FESTIVA Cam. Belt.....	T141	60K	4-CYL. 2.3 L LTD; MUSTANG; RANGER; THUNDERBIRD Cam. Belt.....	T014	60K
4-CYL. 1.9 L ESCORT; EXP Cam. Belt.....	T067	60K	4-CYL. 2.3 L DIESEL BRONCO COMPACT; RANGER Balance Shaft Belt	☆T092	60K
4-CYL. 2.0 L RANGER Cam. Belt.....	T014	60K	Cam. Belt.....	☆T091	60K
4-CYL. 2.3 L MUSTANG; RANGER; THUNDERBIRD Cam. Belt.....	T014	60K	1984		
1987			4-CYL. 1.6 L ESCORT; EXP Cam. Belt.....	☆T067	60K
4-CYL. 1.9 L ESCORT; EXP Cam. Belt.....	T067	60K	4-CYL. 2.0 L RANGER Cam. Belt.....	T014	60K
4-CYL. 2.0 L RANGER Cam. Belt.....	T014	60K	4-CYL. 2.0 L DIESEL ESCORT; TEMPO Cam. Belt.....	☆T103	100K
4-CYL. 2.0 L DIESEL ESCORT Cam. Belt.....	☆T103	100K	Cam. To Inj. Pump Belt	☆T102	100K
Cam. To Inj. Pump Belt	☆T102	100K	4-CYL. 2.3 L LTD; MUSTANG; RANGER; THUNDERBIRD Cam. Belt.....	T014	60K
4-CYL. 2.3 L AEROSTAR; MUSTANG; RANGER; THUNDERBIRD Cam. Belt.....	T014	60K	1983		
4-CYL. 2.3 L DIESEL RANGER Balance Shaft Belt	☆T092	60K	4-CYL. 1.6 L ESCORT; EXP Cam. Belt.....	☆T067	60K
Cam. Belt.....	☆T091	60K	4-CYL. 2.0 L RANGER Cam. Belt.....	T014	60K
1986			4-CYL. 2.3 L FAIRMONT; LTD; MUSTANG; RANGER; THUNDERBIRD Cam. Belt.....	T014	60K
4-CYL. 1.9 L ESCORT; EXP Cam. Belt.....	T067	60K	1982		
			4-CYL. 1.6 L ESCORT; EXP Cam. Belt.....	☆T067	60K
			4-CYL. 2.3 L COURIER; FAIRMONT; GRANADA; MUSTANG Cam. Belt.....	T014	60K

☆ Interference Engine Application.

Timing Belt Replacement Recommendations

Application	Part No.	Recommended Replacement Interval	Application	Part No.	Recommended Replacement Interval
FORD - Continued			GEO - Continued		
1981			1995 - Continued		
4-CYL. 1.6 L ESCORT Cam. Belt.....	☆T067	60K	4-CYL. 1.3 L METRO Cam. Belt.....	T272	60K
4-CYL. 2.3 L COURIER; FAIRMONT; GRANADA; MUSTANG Cam. Belt.....	T014	60K	4-CYL. 1.6 L PRIZM Cam. Belt.....	T236	60K
1980			TRACKER Cam. Belt; W/16-Valve Eng.		
4-CYL. 2.3 L COURIER; FAIRMONT; MUSTANG; PINTO Cam. Belt.....	T014	60K	☆T212	60K	
1979			Cam. Belt; W/8-Valve Eng.		
4-CYL. 140 COURIER; FAIRMONT; MUSTANG; PINTO Cam. Belt.....	T014	60K	4-CYL. 1.8 L PRIZM Cam. Belt.....	T235	60K
1978			1994		
4-CYL. 140 COURIER; FAIRMONT; MUSTANG II; PINTO Cam. Belt.....	T014	60K	3-CYL. 1.0 L METRO Cam. Belt.....	T241	60K
1977			4-CYL. 1.3 L (CANADA) METRO Cam. Belt.....		
4-CYL. 140 COURIER; MUSTANG II; PINTO Cam. Belt.....	T014	60K	4-CYL. 1.6 L PRIZM Cam. Belt.....	T236	60K
1976-1975			TRACKER Cam. Belt; W/16-Valve Eng.		
4-CYL. 140 MUSTANG II; PINTO Cam. Belt.....	T014	60K	☆T212	60K	
1974			Cam. Belt; W/8-Valve Eng.		
4-CYL. 122 PINTO Cam. Belt.....	T013	60K	4-CYL. 1.8 L PRIZM Cam. Belt.....	T235	60K
4-CYL. 140 MUSTANG II; PINTO Cam. Belt.....	T014	60K	1993		
1973-1971			3-CYL. 1.0 L METRO Cam. Belt; W/4-Bolt Sprocket Mtg.		
4-CYL. 122 PINTO Cam. Belt.....	T013	60K	Cam. Belt; W/5-Bolt Sprocket Mtg.	T166	60K
GEO			T241		
1997-1996			4-CYL. 1.3 L (CANADA) METRO Cam. Belt.....		
3-CYL. 1.0 L METRO Cam. Belt.....	T194	Inspect at 60K; Replace at 100K	4-CYL. 1.6 L PRIZM Cam. Belt.....	T236	60K
4-CYL. 1.3 L METRO Cam. Belt.....	T272	Inspect at 60K; Replace at 100K	STORM Cam. Belt.....	☆T177	60K
4-CYL. 1.6 L PRIZM Cam. Belt.....	T236	60K	TRACKER Cam. Belt.....	T164	60K
TRACKER Cam. Belt.....	☆T212	60K	4-CYL. 1.8 L PRIZM Cam. Belt.....	T235	60K
4-CYL. 1.8 L PRIZM Cam. Belt.....	T235	60K	STORM Cam. Belt.....	T205	60K
1995			1992		
3-CYL. 1.0 L METRO Cam. Belt.....	T241	60K	3-CYL. 1.0 L METRO Cam. Belt.....	T166	60K
			4-CYL. 1.3 L (CANADA) METRO Cam. Belt.....		
			4-CYL. 1.6 L PRIZM Cam. Belt; Exc. GSI.....		
			T036		
			Cam. Belt; GSI.....		
			T176		
			STORM Cam. Belt.....		
			☆T177		
			TRACKER Cam. Belt.....		
			T164		
			4-CYL. 1.8 L STORM Cam. Belt.....		
			T205		

☆ Interference Engine Application.

Timing Belt Replacement Recommendations

Application	Part No.	Recommended Replacement Interval	Application	Part No.	Recommended Replacement Interval
GEO - Continued			HONDA - Continued		
1991-1990			2005 - Continued		
3-CYL. 1.0 L			V-6 3.5 L		
METRO			ODYSSEY; PILOT		
Cam. Belt.....	T166	60K	Cam. Belt.....	☆T329	105K Normal; 60K Severe
4-CYL. 1.6 L			2004-2003		
PRIZM			4-CYL. 1.7 L		
Cam. Belt; Exc. GSI.....	T036	60K	CIVIC		
Cam. Belt; GSI.....	T176	60K	Cam. Belt.....	☆T312	110K Normal; 60K Severe
STORM			V-6 3.0 L		
Cam. Belt; W/DOHC Eng.	☆T169	60K	ACCORD		
Cam. Belt; W/SOHC Eng.	☆T177	60K	Cam. Belt.....	☆T329	105K
TRACKER			V-6 3.5 L		
Cam. Belt.....	T164	60K	ODYSSEY; PILOT		
1989			Cam. Belt.....	☆T286	105K Normal; 60K Severe
3-CYL. 1.0 L			2002		
METRO			4-CYL. 1.7 L		
Cam. Belt.....	T166	60K	CIVIC		
4-CYL. 1.5 L			Cam. Belt.....	☆T312	110K Normal; 60K Severe
SPECTRUM			4-CYL. 2.3 L		
Cam. Belt.....	☆T162	60K	ACCORD		
4-CYL. 1.6 L			Balance Shaft Belt	☆T186	105K Normal; 60K Severe
PRIZM			Cam. Belt.....	☆T244	105K Normal; 60K Severe
Cam. Belt.....	T036	60K	V-6 3.0 L		
TRACKER			ACCORD		
Cam. Belt.....	T164	60K	Cam. Belt.....	☆T286	105K
GMC			V-6 3.2 L		
1992-1990			PASSPORT		
4-CYL. 1.6 L (CANADA)			Cam. Belt.....	☆T303	100K Normal; 75K Severe
TRACKER			V-6 3.5 L		
Cam. Belt.....	T164	60K	ODYSSEY		
1985-1984			Cam. Belt.....	☆T286	105K Normal; 60K Severe
4-CYL. 2.2 L DIESEL			2001		
S SERIES PICKUP			4-CYL. 1.7 L		
Cam. Belt.....	☆T075	60K	CIVIC		
HONDA			Cam. Belt.....	☆T312	110K Normal; 60K Severe
2010-2008			4-CYL. 2.0 L		
V-6 3.5 L			CR-V		
ACCORD			Cam. Belt.....	☆T184	105K Normal; 60K Severe
Cam. Belt.....	☆T329	60K Severe	4-CYL. 2.2 L		
ODYSSEY; PILOT; RIDGELINE			PRELUDE		
Cam. Belt.....	☆T329	105K Normal; 60K Severe	Balance Shaft Belt	☆T186	105K Normal; 60K Severe
2007-2006			Cam. Belt.....	☆T226	105K Normal; 60K Severe
V-6 3.0 L			4-CYL. 2.3 L		
ACCORD			ACCORD		
Cam. Belt.....	☆T329	60K Severe	Balance Shaft Belt	☆T186	105K Normal; 60K Severe
V-6 3.0 L ELECTRIC ASSIST			Cam. Belt.....	☆T244	105K Normal; 60K Severe
ACCORD			V-6 3.0 L		
Cam. Belt.....	☆T329	60K Severe	ACCORD		
V-6 3.5 L			Cam. Belt.....	☆T286	105K
ODYSSEY; PILOT; RIDGELINE			V-6 3.2 L		
Cam. Belt.....	☆T329	105K Normal; 60K Severe	PASSPORT		
2005			Cam. Belt.....	☆T303	100K Normal; 75K Severe
4-CYL. 1.7 L			V-6 3.5 L		
CIVIC			ODYSSEY		
Cam. Belt.....	☆T312	110K Normal; 60K Severe	Cam. Belt.....	☆T286	105K Normal; 60K Severe
V-6 3.0 L			2001		
ACCORD			4-CYL. 1.7 L		
Cam. Belt.....	☆T329	60K Severe	CIVIC		
V-6 3.0 L ELECTRIC ASSIST			Cam. Belt.....	☆T312	110K Normal; 60K Severe
ACCORD			4-CYL. 2.0 L		
Cam. Belt.....	☆T329	60K Severe	CR-V		
V-6 3.0 L ELECTRIC ASSIST			Cam. Belt.....	☆T184	105K Normal; 60K Severe
ACCORD			4-CYL. 2.2 L		
Cam. Belt.....	☆T329	60K Severe	PRELUDE		
2005			Balance Shaft Belt	☆T186	105K Normal; 60K Severe
4-CYL. 1.7 L			Cam. Belt.....	☆T226	105K Normal; 60K Severe
CIVIC			4-CYL. 2.3 L		
Cam. Belt.....	☆T312	110K Normal; 60K Severe	ACCORD		
V-6 3.0 L			Balance Shaft Belt	☆T186	105K Normal; 60K Severe
ACCORD			Cam. Belt.....	☆T244	105K Normal; 60K Severe
Cam. Belt.....	☆T329	60K Severe	V-6 3.0 L		
V-6 3.0 L ELECTRIC ASSIST			ACCORD		
ACCORD			Cam. Belt.....	☆T286	105K
Cam. Belt.....	☆T329	60K Severe	V-6 3.2 L		
2005			PASSPORT		
4-CYL. 1.7 L			Cam. Belt.....	☆T303	100K Normal; 75K Severe
CIVIC			V-6 3.5 L		
Cam. Belt.....	☆T312	110K Normal; 60K Severe	ODYSSEY		
V-6 3.0 L			Cam. Belt.....	☆T286	105K Normal; 60K Severe
ACCORD			2001		
Cam. Belt.....	☆T329	60K Severe	4-CYL. 1.7 L		
V-6 3.0 L ELECTRIC ASSIST			CIVIC		
ACCORD			Cam. Belt.....	☆T312	110K Normal; 60K Severe
Cam. Belt.....	☆T329	60K Severe	4-CYL. 2.0 L		
2005			CR-V		
4-CYL. 1.7 L			Cam. Belt.....	☆T184	105K Normal; 60K Severe
CIVIC			4-CYL. 2.2 L		
Cam. Belt.....	☆T312	110K Normal; 60K Severe	PRELUDE		
V-6 3.0 L			Balance Shaft Belt	☆T186	105K Normal; 60K Severe
ACCORD			Cam. Belt.....	☆T226	105K Normal; 60K Severe
Cam. Belt.....	☆T329	60K Severe	4-CYL. 2.3 L		
V-6 3.0 L ELECTRIC ASSIST			ACCORD		
ACCORD			Balance Shaft Belt	☆T186	105K Normal; 60K Severe
Cam. Belt.....	☆T329	60K Severe	Cam. Belt.....	☆T244	105K Normal; 60K Severe
2005			V-6 3.0 L		
4-CYL. 1.7 L			ACCORD		
CIVIC			Cam. Belt.....	☆T286	105K
Cam. Belt.....	☆T312	110K Normal; 60K Severe	V-6 3.2 L		
V-6 3.0 L			PASSPORT		
ACCORD			Cam. Belt.....	☆T303	100K Normal; 75K Severe
Cam. Belt.....	☆T329	60K Severe	V-6 3.5 L		
V-6 3.0 L ELECTRIC ASSIST			ODYSSEY		
ACCORD			Cam. Belt.....	☆T286	105K Normal; 60K Severe
Cam. Belt.....	☆T329	60K Severe	2001		
2005			4-CYL. 1.7 L		
4-CYL. 1.7 L			CIVIC		
CIVIC			Cam. Belt.....	☆T312	110K Normal; 60K Severe
Cam. Belt.....	☆T312	110K Normal; 60K Severe	4-CYL. 2.0 L		
V-6 3.0 L			CR-V		
ACCORD			Cam. Belt.....	☆T184	105K Normal; 60K Severe
Cam. Belt.....	☆T329	60K Severe	4-CYL. 2.2 L		
V-6 3.0 L ELECTRIC ASSIST			PRELUDE		
ACCORD			Balance Shaft Belt	☆T186	105K Normal; 60K Severe
Cam. Belt.....	☆T329	60K Severe	Cam. Belt.....	☆T226	105K Normal; 60K Severe
2005			4-CYL. 2.3 L		
4-CYL. 1.7 L			ACCORD		
CIVIC			Balance Shaft Belt	☆T186	105K Normal; 60K Severe
Cam. Belt.....	☆T312	110K Normal; 60K Severe	Cam. Belt.....	☆T244	105K Normal; 60K Severe
V-6 3.0 L			V-6 3.0 L		
ACCORD			ACCORD		
Cam. Belt.....	☆T329	60K Severe	Cam. Belt.....	☆T286	105K
V-6 3.0 L ELECTRIC ASSIST			V-6 3.2 L		
ACCORD			PASSPORT		
Cam. Belt.....	☆T329	60K Severe	Cam. Belt.....	☆T303	100K Normal; 75K Severe
2005			V-6 3.5 L		
4-CYL. 1.7 L			ODYSSEY		
CIVIC			Cam. Belt.....	☆T286	105K Normal; 60K Severe
Cam. Belt.....	☆T312	110K Normal; 60K Severe	2001		
V-6 3.0 L			4-CYL. 1.7 L		
ACCORD			CIVIC		
Cam. Belt.....	☆T329	60K Severe	Cam. Belt.....	☆T312	110K Normal; 60K Severe
V-6 3.0 L ELECTRIC ASSIST			4-CYL. 2.0 L		
ACCORD			CR-V		
Cam. Belt.....	☆T329	60K Severe	Cam. Belt.....	☆T184	105K Normal; 60K Severe
2005			4-CYL. 2.2 L		
4-CYL. 1.7 L			PRELUDE		
CIVIC			Balance Shaft Belt	☆T186	105K Normal; 60K Severe
Cam. Belt.....	☆T312	110K Normal; 60K Severe	Cam. Belt.....	☆T226	105K Normal; 60K Severe
V-6 3.0 L			4-CYL. 2.3 L		
ACCORD			ACCORD		
Cam. Belt.....	☆T329	60K Severe	Balance Shaft Belt	☆T186	105K Normal; 60K Severe
V-6 3.0 L ELECTRIC ASSIST			Cam. Belt.....	☆T244	105K Normal; 60K Severe
ACCORD			V-6 3.0 L		
Cam. Belt.....	☆T329	60K Severe	ACCORD		
2005			Cam. Belt.....	☆T286	105K
4-CYL. 1.7 L			V-6 3.2 L		
CIVIC			PASSPORT		
Cam. Belt.....	☆T312	110K Normal; 60K Severe	Cam. Belt.....	☆T303	100K Normal; 75K Severe
V-6 3.0 L			V-6 3.5 L		
ACCORD			ODYSSEY		
Cam. Belt.....	☆T329	60K Severe	Cam. Belt.....	☆T286	105K Normal; 60K Severe
V-6 3.0 L ELECTRIC ASSIST			2001		
ACCORD			4-CYL. 1.7 L		
Cam. Belt.....	☆T329	60K Severe	CIVIC		

☆ Interference Engine Application.

Timing Belt Replacement Recommendations

Application	Part No.	Recommended Replacement Interval	Application	Part No.	Recommended Replacement Interval
HONDA - Continued			HONDA - Continued		
2000-1999			1997 - Continued		
4-CYL. 1.6 L			4-CYL. 2.2 L		
CIVIC			ACCORD		
Cam. Belt; W/DOHC Eng.	☆T227	105K Normal; 60K Severe	Balance Shaft Belt	☆T186	105K Normal; 60K Severe
Cam. Belt; W/SOHC Eng.	☆T224	105K Normal; 60K Severe	Cam. Belt; W/O VTEC Eng.	☆T187	105K Normal; 60K Severe
4-CYL. 2.0 L			Cam. Belt; W/VTEC Eng.	☆T244	105K Normal; 60K Severe
CR-V			ODYSSEY		
Cam. Belt	☆T184	105K Normal; 60K Severe	Balance Shaft Belt	☆T186	105K Normal; 60K Severe
4-CYL. 2.2 L			Cam. Belt	☆T187	105K Normal; 60K Severe
PRELUDE			PRELUDE		
Balance Shaft Belt	☆T186	105K Normal; 60K Severe	Balance Shaft Belt	☆T186	105K Normal; 60K Severe
Cam. Belt	☆T226	105K Normal; 60K Severe	Cam. Belt	☆T226	105K Normal; 60K Severe
4-CYL. 2.3 L			V-6 2.7 L		
ACCORD			ACCORD		
Balance Shaft Belt	☆T186	105K Normal; 60K Severe	Cam. Belt	☆T263	105K
Cam. Belt	☆T244	105K Normal; 60K Severe	V-6 3.2 L		
V-6 3.0 L			PASSPORT		
ACCORD			Cam. Belt	☆T221	75K
Cam. Belt	☆T286	105K	1996		
V-6 3.2 L			4-CYL. 1.6 L		
PASSPORT			CIVIC		
Cam. Belt	☆T303	100K Normal; 75K Severe	Cam. Belt	☆T224	90K
V-6 3.5 L			CIVIC DEL SOL		
ODYSSEY			Cam. Belt; W/DOHC Eng.	☆T227	90K
Cam. Belt	☆T286	105K Normal; 60K Severe	Cam. Belt; W/SOHC Eng.	☆T224	90K
1998			4-CYL. 2.2 L		
4-CYL. 1.6 L			ACCORD		
CIVIC			Balance Shaft Belt	☆T186	90K Normal; 60K Severe
Cam. Belt	☆T224	105K Normal; 60K Severe	Cam. Belt; W/O VTEC Eng.	☆T187	90K Normal; 60K Severe
4-CYL. 2.0 L			Cam. Belt; W/VTEC Eng.	☆T244	90K Normal; 60K Severe
CR-V			ODYSSEY		
Cam. Belt	☆T184	105K Normal; 60K Severe	Balance Shaft Belt	☆T186	90K
4-CYL. 2.2 L			Cam. Belt	☆T187	90K
PRELUDE			PRELUDE		
Balance Shaft Belt	☆T186	105K Normal; 60K Severe	Balance Shaft Belt; W/DOHC Eng.	☆T186	90K
Cam. Belt	☆T226	105K Normal; 60K Severe	Balance Shaft Belt; W/SOHC Eng.	☆T186	90K
4-CYL. 2.3 L			Cam. Belt; W/DOHC Eng.	☆T226	90K
ACCORD; ODYSSEY			Cam. Belt; W/SOHC Eng.	☆T187	90K
Balance Shaft Belt	☆T186	105K Normal; 60K Severe	4-CYL. 2.3 L		
Cam. Belt	☆T244	105K Normal; 60K Severe	PRELUDE		
V-6 3.0 L			Balance Shaft Belt	☆T186	105K Normal; 60K Severe
ACCORD			Cam. Belt	☆T216	105K Normal; 60K Severe
Cam. Belt	☆T286	105K	4-CYL. 2.6 L		
V-6 3.2 L			PASSPORT		
PASSPORT			Cam. Belt	☆T147	75K
Cam. Belt	☆T303	75K	V-6 2.7 L		
1997			ACCORD		
4-CYL. 1.6 L			Cam. Belt	☆T263	90K Normal; 60K Severe
CIVIC			V-6 3.2 L		
Cam. Belt	☆T224	105K Normal; 60K Severe	PASSPORT		
CIVIC DEL SOL			Cam. Belt	☆T221	75K
Cam. Belt; W/DOHC Eng.	☆T227	105K	1995		
Cam. Belt; W/SOHC Eng.	☆T224	105K	4-CYL. 1.5 L		
4-CYL. 2.0 L			CIVIC		
CR-V			Cam. Belt; CX, DX, LX	☆T143	90K Normal; 60K Severe
Cam. Belt	☆T184	105K Normal; 60K Severe	Cam. Belt; VX	☆T223	90K Normal; 60K Severe
			CIVIC DEL SOL		
			Cam. Belt	☆T143	90K Normal; 60K Severe

☆ Interference Engine Application.

Timing Belt Replacement Recommendations

Application	Part No.	Recommended Replacement Interval	Application	Part No.	Recommended Replacement Interval
HONDA - Continued			HONDA - Continued		
1995 - Continued			1993		
4-CYL. 1.6 L			4-CYL. 1.5 L		
CIVIC			CIVIC		
Cam. Belt.....	☆T224	90K	Cam. Belt; Exc. VX.....	☆T143	90K
CIVIC DEL SOL			Cam. Belt; VX.....	☆T223	90K
Cam. Belt; W/DOHC Eng.....	☆T227	90K	CIVIC DEL SOL		
Cam. Belt; W/SOHC Eng.....	☆T224	90K	Cam. Belt.....	☆T143	90K Normal; 60K Severe
4-CYL. 2.2 L			4-CYL. 1.6 L		
ACCORD			CIVIC; CIVIC DEL SOL		
Balance Shaft Belt.....	☆T186	90K Normal; 60K Severe	Cam. Belt.....	☆T224	90K
Cam. Belt; W/O VTEC Eng.....	☆T187	90K Normal; 60K Severe	4-CYL. 2.2 L		
Cam. Belt; W/VTEC Eng.....	☆T244	90K Normal; 60K Severe	ACCORD		
ODYSSEY			Balance Shaft Belt.....	☆T186	90K
Balance Shaft Belt.....	☆T186	90K	Cam. Belt.....	☆T187	90K
Cam. Belt.....	☆T187	90K	PRELUDE		
PRELUDE			Balance Shaft Belt; W/DOHC Eng.....	☆T186	90K
Balance Shaft Belt; W/DOHC Eng.....	☆T186	90K	Balance Shaft Belt; W/SOHC Eng.....	☆T186	90K
Balance Shaft Belt; W/SOHC Eng.....	☆T186	90K	Cam. Belt; W/DOHC Eng.....	☆T226	90K
Cam. Belt; W/DOHC Eng.....	☆T226	90K	Cam. Belt; W/SOHC Eng.....	☆T187	90K
Cam. Belt; W/SOHC Eng.....	☆T187	90K	4-CYL. 2.3 L		
4-CYL. 2.3 L			PRELUDE		
PRELUDE			Balance Shaft Belt.....	☆T186	105K Normal; 60K Severe
Balance Shaft Belt.....	☆T186	105K Normal; 60K Severe	Cam. Belt.....	☆T216	105K Normal; 60K Severe
Cam. Belt.....	☆T216	105K Normal; 60K Severe			
4-CYL. 2.6 L			1992		
PASSPORT			4-CYL. 1.5 L		
Cam. Belt.....	☆T147	75K	CIVIC		
V-6 2.7 L			Cam. Belt; Exc. VX.....	☆T143	90K
ACCORD			Cam. Belt; VX.....	☆T223	90K
Cam. Belt.....	☆T263	60K Severe	4-CYL. 1.6 L		
V-6 3.2 L			CIVIC		
PASSPORT			Cam. Belt; Exc. Si.....	☆T145	90K
Cam. Belt.....	☆T221	75K	Cam. Belt; Si.....	☆T224	90K
1994			4-CYL. 2.2 L		
4-CYL. 1.5 L			ACCORD		
CIVIC			Balance Shaft Belt.....	☆T186	90K
Cam. Belt; CX, DX, LX.....	☆T143	90K	Cam. Belt.....	☆T187	90K
Cam. Belt; VX.....	☆T223	90K	PRELUDE		
CIVIC DEL SOL			Balance Shaft Belt.....	☆T186	90K Severe
Cam. Belt.....	☆T143	90K Normal; 60K Severe	Cam. Belt.....	☆T187	90K Severe
4-CYL. 1.6 L			4-CYL. 2.3 L		
CIVIC			PRELUDE		
Cam. Belt.....	☆T224	90K	Balance Shaft Belt.....	☆T186	105K Normal; 60K Severe
CIVIC DEL SOL			Cam. Belt.....	☆T216	105K Normal; 60K Severe
Cam. Belt; W/DOHC Eng.....	☆T227	90K			
Cam. Belt; W/SOHC Eng.....	☆T224	90K	1991		
4-CYL. 2.2 L			4-CYL. 1.5 L		
ACCORD			CIVIC		
Balance Shaft Belt.....	☆T186	90K	Cam. Belt.....	☆T143	60K
Cam. Belt; W/O VTEC Eng.....	☆T187	90K	CRX		
Cam. Belt; W/VTEC Eng.....	☆T244	90K	Cam. Belt.....	☆T143	90K Severe
PRELUDE			4-CYL. 1.6 L		
Balance Shaft Belt; W/DOHC Eng.....	☆T186	90K	CIVIC; CRX		
Balance Shaft Belt; W/SOHC Eng.....	☆T186	90K	Cam. Belt.....	☆T145	90K
Cam. Belt; W/DOHC Eng.....	☆T226	90K	4-CYL. 2.0 L		
Cam. Belt; W/SOHC Eng.....	☆T187	90K	PRELUDE		
4-CYL. 2.3 L			Cam. Belt.....	☆T142	90K
PRELUDE			4-CYL. 2.1 L		
Balance Shaft Belt.....	☆T186	105K Normal; 60K Severe	PRELUDE		
Cam. Belt.....	☆T216	105K Normal; 60K Severe	Cam. Belt.....	☆T142	90K
4-CYL. 2.6 L			4-CYL. 2.2 L		
PASSPORT			ACCORD		
Cam. Belt.....	☆T147	75K	Balance Shaft Belt.....	☆T186	90K
V-6 3.2 L			Cam. Belt.....	☆T187	90K
PASSPORT					
Cam. Belt.....	☆T221	75K	1990		
			4-CYL. 1.5 L		
			CIVIC		
			Cam. Belt.....	☆T143	60K
			CRX		
			Cam. Belt.....	☆T143	90K Severe

☆ Interference Engine Application.

Timing Belt Replacement Recommendations

Application	Part No.	Recommended Replacement Interval	Application	Part No.	Recommended Replacement Interval
HONDA - Continued			HONDA - Continued		
1990 - Continued			1984 - Continued		
4-CYL. 1.6 L			4-CYL. 1.5 L		
CIVIC; CRX			CIVIC		
Cam. Belt.....	☆T145	90K	Cam. Belt.....	☆T099	60K
4-CYL. 2.0 L			4-CYL. 1.6 L (CANADA)		
PRELUDE			ACCORD		
Cam. Belt; W/DOHC Eng.....	☆T142	90K	Cam. Belt.....	☆T094	60K
Cam. Belt; W/SOHC Eng.....	☆T144	90K	PRELUDE		
4-CYL. 2.1 L			Cam. Belt.....	☆T041	60K
PRELUDE			4-CYL. 1.8 L		
Cam. Belt.....	☆T142	90K	ACCORD; PRELUDE		
4-CYL. 2.2 L			Cam. Belt.....	☆T094	60K
ACCORD					
Balance Shaft Belt.....	☆T186	90K			
Cam. Belt.....	☆T187	90K			
1989-1988			1983		
4-CYL. 1.5 L			4-CYL. 1.3 L		
CIVIC			CIVIC		
Cam. Belt.....	☆T143	60K	Cam. Belt; Canada.....	☆T028	60K
CRX			Cam. Belt; U.S.....	☆T073	60K
Cam. Belt.....	☆T143	90K Severe	4-CYL. 1.5 L		
4-CYL. 1.6 L			CIVIC		
CIVIC; CRX			Cam. Belt.....	☆T041	60K
Cam. Belt.....	☆T145	60K	4-CYL. 1.6 L (CANADA)		
4-CYL. 2.0 L			ACCORD; PRELUDE		
ACCORD			Cam. Belt.....	☆T041	60K
Cam. Belt.....	☆T160	60K	4-CYL. 1.8 L		
PRELUDE			ACCORD		
Cam. Belt; W/DOHC Eng.....	☆T142	60K	Cam. Belt.....	☆T041	60K
Cam. Belt; W/SOHC Eng.....	☆T144	60K	PRELUDE		
			Cam. Belt.....	☆T094	60K
1987-1986			1982-1980		
4-CYL. 1.3 L			4-CYL. 1.3 L		
CIVIC			CIVIC		
Cam. Belt.....	☆T161	60K	Cam. Belt; Canada.....	☆T028	60K
4-CYL. 1.5 L			Cam. Belt; U.S.....	☆T073	60K
CIVIC			4-CYL. 1.5 L		
Cam. Belt.....	☆T161	60K	CIVIC		
4-CYL. 1.6 L (CANADA)			Cam. Belt.....	☆T041	60K
PRELUDE			4-CYL. 1.6 L (CANADA)		
Cam. Belt.....	☆T041	60K	ACCORD; PRELUDE		
4-CYL. 1.8 L			Cam. Belt.....	☆T041	60K
PRELUDE			4-CYL. 1.8 L		
Cam. Belt.....	☆T160	60K	ACCORD; PRELUDE		
4-CYL. 2.0 L			Cam. Belt.....	☆T041	60K
ACCORD; PRELUDE					
Cam. Belt.....	☆T160	60K			
1985			1979		
4-CYL. 1.3 L			4-CYL. 107		
CIVIC			ACCORD; PRELUDE		
Cam. Belt.....	☆T099	60K	Cam. Belt.....	☆T041	60K
4-CYL. 1.5 L			4-CYL. 75		
CIVIC			CIVIC		
Cam. Belt.....	☆T099	60K	Cam. Belt.....	☆T028	60K
4-CYL. 1.6 L (CANADA)			4-CYL. 91		
ACCORD			CIVIC		
Cam. Belt.....	☆T094	60K	Cam. Belt.....	☆T041	60K Severe
PRELUDE			4-CYL. 98 (CANADA)		
Cam. Belt.....	☆T041	60K	ACCORD; PRELUDE		
4-CYL. 1.8 L			Cam. Belt.....	☆T041	60K
ACCORD; PRELUDE					
Cam. Belt.....	☆T094	60K			
4-CYL. 2.0 L			1978-1976		
PRELUDE			4-CYL. 75		
Cam. Belt.....	☆T094	60K	CIVIC		
			Cam. Belt.....	T028	60K
1984			4-CYL. 91		
4-CYL. 1.3 L			CIVIC		
CIVIC			Cam. Belt.....	☆T041	60K Severe
Cam. Belt.....	☆T099	60K	4-CYL. 98		
			ACCORD		
			Cam. Belt.....	☆T041	60K

☆ Interference Engine Application.

Timing Belt Replacement Recommendations

Application	Part No.	Recommended Replacement Interval	Application	Part No.	Recommended Replacement Interval
HONDA - Continued			HYUNDAI - Continued		
1975			2005		
4-CYL. 75 CIVIC			4-CYL. 1.6 L ACCENT		
Cam. Belt.....	T028	60K	Cam. Belt.....	☆T282	60K
4-CYL. 91 CIVIC			4-CYL. 2.0 L ELANTRA; TIBURON; TUCSON		
Cam. Belt.....	☆T036	60K Severe	Cam. Belt.....	☆T284	60K
1974			4-CYL. 2.4 L SONATA		
4-CYL. 75 CIVIC			Balance Shaft Belt	☆T314	60K
Cam. Belt.....	T028	60K	Cam. Belt.....	☆T313	60K
1973			4-CYL. 2.4 L (CANADA) SANTA FE		
4-CYL. 71 CIVIC			Balance Shaft Belt	☆T314	60K
Cam. Belt.....	T028	60K	Cam. Belt.....	☆T313	60K
HYUNDAI			V-6 2.7 L SANTA FE; SONATA; TIBURON; TUCSON		
2010			Cam. Belt.....	☆T315	60K
4-CYL. 1.6 L ACCENT			V-6 3.5 L SANTA FE; XG350		
Cam. Belt.....	☆T282	60K	Cam. Belt.....	☆T323	97.5K
4-CYL. 2.0 L ELANTRA			2004		
Cam. Belt.....	☆T284	60K	4-CYL. 1.6 L ACCENT		
2009			Cam. Belt.....	☆T282	60K
4-CYL. 1.6 L ACCENT			4-CYL. 2.0 L ELANTRA; TIBURON		
Cam. Belt.....	☆T282	60K	Cam. Belt.....	☆T284	60K
4-CYL. 2.0 L ELANTRA; TUCSON			4-CYL. 2.4 L SANTA FE; SONATA		
Cam. Belt.....	☆T284	60K	Balance Shaft Belt	☆T314	60K
V-6 2.7 L SANTA FE			Cam. Belt.....	☆T313	60K
Cam. Belt.....	☆T337	60K	V-6 2.7 L SANTA FE; SONATA; TIBURON		
TUCSON			Cam. Belt.....	☆T315	60K
Cam. Belt.....	☆T315	60K	V-6 3.5 L SANTA FE		
2008-2007			Cam. Belt.....	☆T323	97.5K
4-CYL. 1.6 L ACCENT			XG350		
Cam. Belt.....	☆T282	60K	Cam. Belt.....	☆T323	60K
4-CYL. 2.0 L ELANTRA; TIBURON; TUCSON			2003		
Cam. Belt.....	☆T284	60K	4-CYL. 1.5 L (CANADA) ACCENT		
V-6 2.7 L SANTA FE			Cam. Belt.....	☆T324	60K
Cam. Belt.....	☆T337	60K	4-CYL. 1.6 L ACCENT		
TIBURON; TUCSON			Cam. Belt.....	☆T282	60K
Cam. Belt.....	☆T315	60K	4-CYL. 2.0 L ELANTRA; TIBURON		
2006			Cam. Belt.....	☆T284	60K
4-CYL. 1.6 L ACCENT			4-CYL. 2.4 L (CANADA) SANTA FE		
Cam. Belt.....	☆T282	60K	Balance Shaft Belt	☆T314	60K
4-CYL. 2.0 L ELANTRA; TIBURON; TUCSON			Cam. Belt.....	☆T313	60K
Cam. Belt.....	☆T284	60K	V-6 2.7 L SANTA FE; SONATA; TIBURON		
4-CYL. 2.4 L (CANADA) SANTA FE			Cam. Belt.....	☆T315	60K
Balance Shaft Belt	☆T314	60K	V-6 3.5 L SANTA FE		
Cam. Belt.....	☆T313	60K	Cam. Belt.....	☆T323	97.5K
V-6 2.7 L SANTA FE; TIBURON; TUCSON			XG350		
Cam. Belt.....	☆T315	60K	Cam. Belt.....	☆T323	60K
V-6 3.5 L SANTA FE			2002		
Cam. Belt.....	☆T323	97.5K	4-CYL. 1.5 L ACCENT		
			Cam. Belt.....	☆T324	60K
			4-CYL. 1.6 L ACCENT		
			Cam. Belt.....	☆T282	60K

☆ Interference Engine Application.

Timing Belt Replacement Recommendations

Application	Part No.	Recommended Replacement Interval	Application	Part No.	Recommended Replacement Interval
HYUNDAI - Continued			HYUNDAI - Continued		
2002 - Continued			1998 - Continued		
4-CYL. 2.0 L			4-CYL. 1.8 L		
ELANTRA			ELANTRA; TIBURON		
Cam. Belt.....	☆T284	60K	Cam. Belt.....	☆T278	60K
4-CYL. 2.4 L			4-CYL. 2.0 L		
SANTA FE; SONATA			SONATA		
Balance Shaft Belt.....	☆T314	60K	Balance Shaft Belt.....	☆T168	60K
Cam. Belt.....	☆T313	60K	Cam. Belt.....	☆T167	60K
V-6 2.7 L			TIBURON		
SANTA FE; SONATA			Cam. Belt.....	☆T284	60K
Cam. Belt.....	☆T315	60K	V-6 3.0 L		
V-6 3.5 L			SONATA		
XG350			Cam. Belt.....	T139	60K
Cam. Belt.....	☆T323	60K			
2001			1997		
4-CYL. 1.5 L			4-CYL. 1.5 L		
ACCENT			ACCENT		
Cam. Belt.....	☆T324	60K	Cam. Belt; W/DOHC Eng.....	☆T282	60K
4-CYL. 1.6 L			Cam. Belt; W/SOHC Eng.....	☆T191	60K
ACCENT			4-CYL. 1.8 L		
Cam. Belt.....	☆T282	60K	ELANTRA; TIBURON		
4-CYL. 2.0 L			Cam. Belt.....	☆T278	60K
ELANTRA; TIBURON			4-CYL. 2.0 L		
Cam. Belt.....	☆T284	60K	SONATA		
4-CYL. 2.4 L			Balance Shaft Belt.....	☆T168	60K
SANTA FE; SONATA			Cam. Belt.....	☆T167	60K
Balance Shaft Belt.....	☆T314	60K	TIBURON		
Cam. Belt.....	☆T313	60K	Cam. Belt.....	☆T284	60K
V-6 2.5 L			V-6 3.0 L		
SONATA			SONATA		
Cam. Belt.....	☆T315	60K	Cam. Belt.....	T139	60K
V-6 2.7 L					
SANTA FE			1996		
Cam. Belt.....	☆T315	60K	4-CYL. 1.5 L		
V-6 3.0 L			ACCENT		
XG300			Cam. Belt; W/DOHC Eng.....	☆T282	60K
Cam. Belt.....	☆T322	60K	Cam. Belt; W/SOHC Eng.....	☆T191	60K
2000			4-CYL. 1.8 L		
4-CYL. 1.5 L			ELANTRA		
ACCENT			Cam. Belt.....	☆T278	60K
Cam. Belt.....	☆T324	60K	4-CYL. 2.0 L		
4-CYL. 2.0 L			SONATA		
ELANTRA; TIBURON			Balance Shaft Belt.....	☆T168	60K
Cam. Belt.....	☆T284	60K	Cam. Belt.....	☆T167	60K
4-CYL. 2.4 L			V-6 3.0 L		
SONATA			SONATA		
Balance Shaft Belt.....	☆T314	60K	Cam. Belt.....	T139	60K
Cam. Belt.....	☆T313	60K			
V-6 2.5 L			1995		
SONATA			4-CYL. 1.5 L		
Cam. Belt.....	☆T315	60K	ACCENT; SCOUPE		
1999			Cam. Belt.....	☆T191	60K
4-CYL. 1.5 L			4-CYL. 1.6 L		
ACCENT			ELANTRA		
Cam. Belt.....	☆T191	60K	Balance Shaft Belt.....	☆T168	60K
4-CYL. 2.0 L			Cam. Belt.....	☆T165	60K
ELANTRA; TIBURON			4-CYL. 1.8 L		
Cam. Belt.....	☆T284	60K	ELANTRA		
4-CYL. 2.4 L			Balance Shaft Belt.....	☆T168	60K
SONATA			Cam. Belt.....	☆T167	60K
Balance Shaft Belt.....	☆T314	60K	4-CYL. 2.0 L		
Cam. Belt.....	☆T313	60K	SONATA		
V-6 2.5 L			Balance Shaft Belt.....	☆T168	60K
SONATA			Cam. Belt.....	☆T167	60K
Cam. Belt.....	☆T315	60K	V-6 3.0 L		
1998			SONATA		
4-CYL. 1.5 L			Cam. Belt.....	T139	60K
ACCENT					
Cam. Belt.....	☆T191	60K	1994		
1998			4-CYL. 1.5 L		
4-CYL. 1.5 L			EXCEL		
ACCENT			Cam. Belt.....	☆T128	60K
Cam. Belt.....	☆T191	60K	SCOUPE		
1998			Cam. Belt.....	☆T191	60K

☆ Interference Engine Application.

Timing Belt Replacement Recommendations

Application	Part No.	Recommended Replacement Interval	Application	Part No.	Recommended Replacement Interval
HYUNDAI - Continued			HYUNDAI - Continued		
1994 - Continued			1990 - Continued		
4-CYL. 1.6 L			V-6 3.0 L		
ELANTRA			SONATA		
Balance Shaft Belt	☆T168	60K	Cam. Belt.....	T139	60K
Cam. Belt.....	☆T165	60K	1989		
4-CYL. 1.8 L			4-CYL. 1.5 L		
ELANTRA			EXCEL		
Balance Shaft Belt	☆T168	60K	Cam. Belt.....	☆T073	60K
Cam. Belt.....	☆T167	60K	4-CYL. 2.4 L		
4-CYL. 2.0 L			SONATA		
Balance Shaft Belt	☆T168	60K	Balance Shaft Belt	☆T159	60K
Cam. Belt.....	☆T167	60K	Cam. Belt.....	☆T124	60K
V-6 3.0 L			1988-1986		
SONATA			4-CYL. 1.5 L		
Cam. Belt.....	T139	60K	EXCEL		
1993			Cam. Belt..... ☆T073 60K		
4-CYL. 1.5 L			INFINITI		
EXCEL; SCOUPE			2000-1998		
Cam. Belt.....	☆T128	60K	V-6 3.3 L		
4-CYL. 1.6 L			QX4		
ELANTRA			Cam. Belt..... ☆T249 105K		
Balance Shaft Belt	☆T168	60K	1997		
Cam. Belt.....	☆T165	60K	V-6 3.0 L		
4-CYL. 1.8 L			J30		
ELANTRA			Cam. Belt..... ☆T251 60K		
Balance Shaft Belt	☆T168	60K	V-6 3.3 L		
Cam. Belt.....	☆T167	60K	QX4		
4-CYL. 2.0 L			Cam. Belt..... ☆T249 105K		
SONATA			1996-1994		
Balance Shaft Belt	☆T168	60K	V-6 3.0 L		
Cam. Belt.....	☆T167	60K	J30		
V-6 3.0 L			Cam. Belt..... ☆T251 60K		
SONATA			1993		
Cam. Belt.....	T139	60K	V-6 3.0 L		
1992			J30		
4-CYL. 1.5 L			Cam. Belt..... ☆T180 105K		
EXCEL; SCOUPE			1992-1990		
Cam. Belt.....	☆T128	60K	V-6 3.0 L		
4-CYL. 1.6 L			M30		
ELANTRA			Cam. Belt..... ☆T104 60K		
Balance Shaft Belt	☆T168	60K	ISUZU		
Cam. Belt.....	☆T165	60K	2004		
4-CYL. 2.0 L			V-6 3.2 L		
SONATA			RODEO		
Balance Shaft Belt	☆T168	60K	Cam. Belt.....	☆T303	100K Normal; 75K Severe
Cam. Belt.....	☆T167	60K	V-6 3.5 L		
V-6 3.0 L			AXIOM		
SONATA			Cam. Belt; W/O Direct Fuel Inj. ☆T303 120K Normal; 75K Severe		
Cam. Belt.....	T139	60K	RODEO		
1991			Cam. Belt; W/O Direct Fuel Inj. ☆T303 100K Normal; 75K Severe		
4-CYL. 1.5 L			2003		
EXCEL; SCOUPE			4-CYL. 2.2 L		
Cam. Belt.....	☆T128	60K	RODEO		
4-CYL. 2.4 L			Cam. Belt..... ☆T305 75K Normal; 60K Severe		
SONATA			V-6 3.2 L		
Balance Shaft Belt	☆T159	60K	RODEO		
Cam. Belt.....	☆T124	60K	Cam. Belt..... ☆T303 100K Normal; 75K Severe		
V-6 3.0 L			1990		
SONATA			4-CYL. 1.5 L		
Cam. Belt.....	T139	60K	EXCEL		
1990			Cam. Belt..... ☆T128 60K		
4-CYL. 2.4 L			4-CYL. 2.4 L		
SONATA			SONATA		
Balance Shaft Belt	☆T159	60K	Balance Shaft Belt	☆T159	60K
Cam. Belt.....	☆T124	60K	Cam. Belt.....	☆T124	60K

☆ Interference Engine Application.

Timing Belt Replacement Recommendations

Application	Part No.	Recommended Replacement Interval	Application	Part No.	Recommended Replacement Interval
ISUZU - Continued			ISUZU - Continued		
2003 - Continued			1998 - Continued		
V-6 3.5 L AXIOM Cam. Belt.....	☆T303	100K Normal; 75K Severe	V-6 3.2 L AMIGO; RODEO Cam. Belt.....	☆T303	75K
2002			1997		
4-CYL. 2.2 L RODEO Cam. Belt.....	☆T305	75K Normal; 60K Severe	4-CYL. 2.2 L OASIS Balance Shaft Belt.....	☆T186	105K
V-6 3.2 L RODEO Cam. Belt.....	☆T303	100K Normal; 75K Severe	Cam. Belt.....	☆T187	105K
V-6 3.5 L AXIOM; TROOPER Cam. Belt.....	☆T303	100K Normal; 75K Severe	4-CYL. 2.6 L RODEO Cam. Belt.....	☆T147	60K
2001			1996		
4-CYL. 2.2 L RODEO Cam. Belt.....	☆T305	75K Normal; 60K Severe	4-CYL. 2.2 L OASIS Balance Shaft Belt.....	☆T186	90K Normal; 60K Severe
V-6 3.2 L RODEO Cam. Belt.....	☆T303	100K Normal; 75K Severe	Cam. Belt.....	☆T187	90K Normal; 60K Severe
V-6 3.5 L TROOPER; VEHICROSS Cam. Belt.....	☆T303	100K Normal; 75K Severe	4-CYL. 2.6 L RODEO Cam. Belt.....	☆T147	60K
2000			1995		
4-CYL. 2.2 L AMIGO; RODEO Cam. Belt.....	☆T305	100K Normal; 75K Severe	4-CYL. 2.3 L PICKUP Cam. Belt.....	☆T122	60K
V-6 3.2 L AMIGO; RODEO Cam. Belt.....	☆T303	100K Normal; 75K Severe	4-CYL. 2.6 L PICKUP; RODEO Cam. Belt.....	☆T147	60K
V-6 3.5 L TROOPER; VEHICROSS Cam. Belt.....	☆T303	100K Normal; 75K Severe	V-6 3.2 L RODEO Cam. Belt.....	☆T221	60K
1999			TROOPER Cam. Belt; W/DOHC Eng.....		
4-CYL. 2.2 L AMIGO; RODEO Cam. Belt.....	☆T305	100K Normal; 75K Severe	Cam. Belt; W/SOHC Eng.....	☆T220	60K
4-CYL. 2.3 L OASIS Balance Shaft Belt.....	☆T186	105K	Cam. Belt; W/SOHC Eng.....	☆T221	60K
Cam. Belt.....	☆T244	105K	1994		
V-6 3.2 L AMIGO; RODEO Cam. Belt.....	☆T303	100K Normal; 75K Severe	4-CYL. 2.3 L PICKUP Cam. Belt.....	☆T122	60K
V-6 3.5 L TROOPER; VEHICROSS Cam. Belt.....	☆T303	100K Normal; 75K Severe	4-CYL. 2.6 L AMIGO; PICKUP; RODEO Cam. Belt.....	☆T147	60K
1998			V-6 3.2 L RODEO Cam. Belt.....		
4-CYL. 2.2 L AMIGO; RODEO Cam. Belt.....	☆T305	75K	TROOPER Cam. Belt; W/DOHC Eng.....	☆T220	60K
4-CYL. 2.3 L OASIS Balance Shaft Belt.....	☆T186	105K	Cam. Belt; W/SOHC Eng.....	☆T221	60K
Cam. Belt.....	☆T244	105K	1993		
1998			4-CYL. 1.6 L STYLUS Cam. Belt.....		
4-CYL. 2.2 L AMIGO; RODEO Cam. Belt.....	☆T305	75K	Cam. Belt.....	☆T177	60K
4-CYL. 2.3 L AMIGO; PICKUP Cam. Belt.....	☆T122	60K	4-CYL. 2.3 L AMIGO; PICKUP Cam. Belt.....		
4-CYL. 2.6 L AMIGO; PICKUP; RODEO Cam. Belt.....	☆T147	60K	4-CYL. 2.6 L AMIGO; PICKUP; RODEO Cam. Belt.....		

☆ Interference Engine Application.

Timing Belt Replacement Recommendations

Application	Part No.	Recommended Replacement Interval	Application	Part No.	Recommended Replacement Interval
ISUZU - Continued			ISUZU - Continued		
1993 - Continued			1989 - Continued		
V-6 3.2 L			4-CYL. 2.6 L		
RODEO			AMIGO; PICKUP; TROOPER II		
Cam. Belt.....	☆T221	60K	Cam. Belt.....	☆T147	60K
TROOPER			1988		
Cam. Belt; W/DOHC Eng.	☆T220	60K	4-CYL. 1.5 L		
Cam. Belt; W/SOHC Eng.	☆T221	60K	I-MARK		
1992			Cam. Belt..... ☆T162 60K		
4-CYL. 1.6 L			4-CYL. 2.0 L		
IMPULSE			IMPULSE		
Cam. Belt.....	☆T169	60K	Cam. Belt.....	☆T121	60K
STYLUS			4-CYL. 2.3 L		
Cam. Belt.....	☆T177	60K	IMPULSE; PICKUP		
4-CYL. 1.8 L			Cam. Belt..... ☆T122 60K		
IMPULSE; STYLUS			4-CYL. 2.6 L		
Cam. Belt.....	T205	60K	PICKUP; TROOPER II		
4-CYL. 2.3 L			Cam. Belt..... ☆T147 60K		
AMIGO; PICKUP			1987		
Cam. Belt.....	☆T122	60K	4-CYL. 1.5 L		
4-CYL. 2.6 L			I-MARK		
AMIGO; PICKUP; RODEO			Cam. Belt..... ☆T162 60K		
Cam. Belt.....	☆T147	60K	4-CYL. 2.0 L		
V-6 3.2 L			IMPULSE		
TROOPER			Cam. Belt..... ☆T121 60K		
Cam. Belt; W/DOHC Eng.	☆T220	60K	4-CYL. 2.2 L DIESEL		
Cam. Belt; W/SOHC Eng.	☆T221	60K	PICKUP; TROOPER II		
1991			Cam. Belt..... ☆T075 60K		
4-CYL. 1.6 L			4-CYL. 2.3 L		
IMPULSE			PICKUP; TROOPER II		
Cam. Belt.....	☆T169	60K	Cam. Belt..... ☆T122 60K		
STYLUS			1986		
Cam. Belt; W/DOHC Eng.	☆T169	60K	4-CYL. 1.5 L		
Cam. Belt; W/SOHC Eng.	☆T177	60K	I-MARK		
4-CYL. 2.3 L			Cam. Belt; Jul. 1, 1986 & Newer..... ☆T162 60K		
AMIGO; PICKUP			Cam. Belt; Jun. 30, 1986 & Older..... ☆T118 60K		
Cam. Belt.....	☆T122	60K	4-CYL. 2.0 L		
4-CYL. 2.6 L			IMPULSE		
AMIGO; PICKUP; RODEO; TROOPER			Cam. Belt..... ☆T121 60K		
Cam. Belt.....	☆T147	60K	4-CYL. 2.2 L DIESEL		
1990			PICKUP; TROOPER II		
4-CYL. 1.5 L (CANADA)			Cam. Belt..... ☆T075 60K		
I-MARK			4-CYL. 2.3 L		
Cam. Belt.....	☆T162	60K	PICKUP; TROOPER II		
4-CYL. 1.6 L			Cam. Belt..... ☆T122 60K		
IMPULSE			1985		
Cam. Belt.....	☆T169	60K	4-CYL. 1.5 L		
4-CYL. 1.6 L (CANADA)			I-MARK		
I-MARK			Cam. Belt; Optional Belt..... ☆T118 60K		
Cam. Belt.....	☆T169	60K	Cam. Belt; Preferred Belt..... ☆T162 60K		
4-CYL. 2.3 L			4-CYL. 2.0 L		
AMIGO; PICKUP			IMPULSE		
Cam. Belt.....	☆T122	60K	Cam. Belt..... ☆T121 60K		
4-CYL. 2.6 L			4-CYL. 2.2 L DIESEL		
AMIGO; PICKUP; TROOPER			PICKUP		
Cam. Belt.....	☆T147	60K	Cam. Belt..... ☆T075 60K		
1989			1984		
4-CYL. 1.5 L			4-CYL. 1.8 L DIESEL		
I-MARK			I-MARK		
Cam. Belt.....	☆T162	60K	Cam. Belt..... ☆T076 60K		
4-CYL. 1.6 L			4-CYL. 2.2 L DIESEL		
I-MARK			PICKUP; TROOPER II		
Cam. Belt.....	☆T169	60K	Cam. Belt..... ☆T075 60K		
4-CYL. 2.0 L			1983-1981		
IMPULSE			4-CYL. 1.8 L DIESEL		
Cam. Belt.....	☆T121	60K	I-MARK		
4-CYL. 2.3 L			Cam. Belt..... ☆T076 60K		
AMIGO; IMPULSE; PICKUP			Cam. Belt..... ☆T076 60K		
Cam. Belt.....	☆T122	60K	Cam. Belt..... ☆T076 60K		

☆ Interference Engine Application.

Timing Belt Replacement Recommendations

Application	Part No.	Recommended Replacement Interval	Application	Part No.	Recommended Replacement Interval
ISUZU - Continued			KIA - Continued		
1983-1981 - Continued			2008-2007 - Continued		
4-CYL. 2.2 L DIESEL PICKUP			4-CYL. 2.0 L SPECTRA; SPORTAGE		
Cam. Belt.....	☆T075	60K	Cam. Belt.....	☆T284	Inspect at 60K; Replace at 80K
JEEP			V-6 2.7 L OPTIMA; RONDO		
2006			Cam. Belt.....	☆T337	Inspect at 60K; Replace at 80K
4-CYL. 2.4 L WRANGLER			SPORTAGE		
Cam. Belt.....	T265	90K	Cam. Belt.....	☆T315	Inspect at 60K; Replace at 80K
4-CYL. 2.4 L (CANADA) TJ			V-6 2.7 L (CANADA) MAGENTIS		
Cam. Belt.....	T265	90K	Cam. Belt.....	☆T337	Inspect at 60K; Replace at 80K
4-CYL. 2.8 L DIESEL LIBERTY			2006		
Cam. Belt.....	T336	100K	4-CYL. 1.6 L RIO		
2005			Cam. Belt.....	☆T282	Inspect at 60K; Replace at 80K
4-CYL. 2.4 L LIBERTY; WRANGLER			4-CYL. 2.0 L SPECTRA; SPORTAGE		
Cam. Belt.....	T265	90K	Cam. Belt.....	☆T284	Inspect at 60K; Replace at 80K
4-CYL. 2.8 L DIESEL LIBERTY			4-CYL. 2.4 L OPTIMA		
Cam. Belt.....	T336	100K	Balance Shaft Belt.....	☆T314	Inspect at 60K; Replace at 80K
2004			Cam. Belt.....	☆T313	Inspect at 60K; Replace at 80K
4-CYL. 2.4 L LIBERTY; WRANGLER			4-CYL. 2.4 L (CANADA) MAGENTIS		
Cam. Belt.....	T265	90K	Balance Shaft Belt.....	☆T314	Inspect at 60K; Replace at 80K
2003			Cam. Belt.....	☆T313	Inspect at 60K; Replace at 80K
4-CYL. 2.4 L LIBERTY; WRANGLER			V-6 2.7 L OPTIMA		
Cam. Belt.....	T265	90K	Cam. Belt; Oct. 1, 2005 & Newer.....	☆T337	Inspect at 60K; Replace at 80K
4-CYL. 2.4 L (CANADA) TJ			Cam. Belt; Sept. 30, 2005 & Older.....	☆T315	Inspect at 60K; Replace at 80K
Cam. Belt.....	T265	90K	SPORTAGE		
2002			Cam. Belt.....	☆T315	Inspect at 60K; Replace at 80K
4-CYL. 2.4 L LIBERTY			V-6 2.7 L (CANADA) MAGENTIS		
Cam. Belt.....	T265	90K	Cam. Belt.....	☆T315	Inspect at 60K; Replace at 80K
KIA			V-6 3.5 L AMANTI; SORENTO		
2010			Cam. Belt.....	☆T323	60K
4-CYL. 2.0 L SOUL			2005		
Cam. Belt.....	☆T284	Inspect at 60K; Replace at 80K	4-CYL. 1.6 L RIO		
2009			Cam. Belt.....	☆T318	Inspect at 60K, 90K; Replace at 105K; Replace at 60K CA
4-CYL. 1.6 L RIO			4-CYL. 2.0 L SPECTRA; SPORTAGE		
Cam. Belt.....	☆T282	Inspect at 60K; Replace at 80K	Cam. Belt.....	☆T284	Inspect at 60K; Replace at 80K
4-CYL. 2.0 L SPECTRA; SPORTAGE			4-CYL. 2.4 L OPTIMA		
Cam. Belt.....	☆T284	Inspect at 60K; Replace at 80K	Balance Shaft Belt.....	☆T314	Inspect at 60K; Replace at 80K
V-6 2.7 L OPTIMA			Cam. Belt.....	☆T313	Inspect at 60K; Replace at 80K
Cam. Belt.....	☆T337	Inspect at 60K; Replace at 80K	4-CYL. 2.4 L (CANADA) MAGENTIS		
SPORTAGE			Balance Shaft Belt.....	☆T314	Inspect at 60K; Replace at 80K
Cam. Belt.....	☆T315	Inspect at 60K; Replace at 80K	2008-2007		
2008-2007			4-CYL. 1.6 L RIO		
4-CYL. 1.6 L RIO			Cam. Belt.....	☆T282	Inspect at 60K; Replace at 80K
Cam. Belt.....	☆T282	Inspect at 60K; Replace at 80K			

☆ Interference Engine Application.

Timing Belt Replacement Recommendations

Application	Part No.	Recommended Replacement Interval	Application	Part No.	Recommended Replacement Interval
KIA - Continued			KIA - Continued		
2005 - Continued			2003 - Continued		
4-CYL. 2.4 L (CANADA) - Continued			4-CYL. 2.4 L (CANADA) - Continued		
Cam. Belt.....	☆T313	Inspect at 60K; Replace at 80K	Cam. Belt.....	☆T313	Inspect at 60K; Replace at 80K
V-6 2.7 L OPTIMA; SPORTAGE			V-6 2.7 L OPTIMA		
Cam. Belt.....	☆T315	Inspect at 60K; Replace at 80K	Cam. Belt.....	☆T315	60K Exc. CA; 105K CA
V-6 2.7 L (CANADA) MAGENTIS			V-6 2.7 L (CANADA) MAGENTIS		
Cam. Belt.....	☆T315	Inspect at 60K; Replace at 80K	Cam. Belt.....	☆T315	Inspect at 60K; Replace at 80K
V-6 3.5 L AMANTI; SEDONA; SORENTO			V-6 3.5 L SEDONA SORENTO		
Cam. Belt.....	☆T323	60K	Cam. Belt.....	☆T323	60K
2004			2002		
4-CYL. 1.6 L RIO			4-CYL. 1.5 L RIO		
Cam. Belt.....	☆T318	60K Exc. CA; 105K CA	Cam. Belt.....	☆T318	60K Exc. CA; 105K CA
4-CYL. 1.8 L SPECTRA			4-CYL. 1.8 L SPECTRA		
Cam. Belt.....	☆T302	60K Exc. CA; 105K CA	Cam. Belt.....	☆T302	60K Exc. CA; 105K CA
4-CYL. 2.0 L SPECTRA			4-CYL. 2.0 L SPORTAGE		
Cam. Belt.....	☆T284	60K Exc. CA; 105K CA	Cam. Belt.....	☆T281	60K Exc. CA; 105K CA
4-CYL. 2.4 L OPTIMA			4-CYL. 2.4 L OPTIMA		
Balance Shaft Belt	☆T314	60K Exc. CA; 105K CA	Balance Shaft Belt	☆T314	60K Exc. CA; 105K CA
Cam. Belt.....	☆T313	60K Exc. CA; 105K CA	Cam. Belt.....	☆T313	60K Exc. CA; 105K CA
4-CYL. 2.4 L (CANADA) MAGENTIS			4-CYL. 2.4 L (CANADA) MAGENTIS		
Balance Shaft Belt	☆T314	Inspect at 60K; Replace at 80K	Balance Shaft Belt	☆T314	Inspect at 60K; Replace at 80K
Cam. Belt.....	☆T313	Inspect at 60K; Replace at 80K	Cam. Belt.....	☆T313	Inspect at 60K; Replace at 80K
V-6 2.7 L OPTIMA			V-6 2.7 L OPTIMA		
Cam. Belt.....	☆T315	60K Exc. CA; 105K CA	Cam. Belt.....	☆T315	60K Exc. CA; 105K CA
V-6 2.7 L (CANADA) MAGENTIS			V-6 2.7 L (CANADA) MAGENTIS		
Cam. Belt.....	☆T315	Inspect at 60K; Replace at 80K	Cam. Belt.....	☆T315	Inspect at 60K; Replace at 80K
V-6 3.5 L AMANTI; SEDONA SORENTO			V-6 3.5 L SEDONA		
Cam. Belt.....	☆T323	60K	Cam. Belt.....	☆T323	60K
Cam. Belt.....	☆T323	60K Normal; 40K Severe	Cam. Belt.....	☆T323	60K
2003			2001		
4-CYL. 1.6 L RIO			4-CYL. 1.5 L RIO		
Cam. Belt.....	☆T318	60K Exc. CA; 105K CA	Cam. Belt.....	☆T318	60K Exc. CA; 105K CA
4-CYL. 1.8 L SPECTRA			4-CYL. 1.8 L SEPHIA; SPECTRA		
Cam. Belt.....	☆T302	60K Exc. CA; 105K CA	Cam. Belt.....	☆T302	60K Exc. CA; 105K CA
4-CYL. 2.4 L OPTIMA			4-CYL. 2.0 L SPORTAGE		
Balance Shaft Belt	☆T314	60K Exc. CA; 105K CA	Cam. Belt.....	☆T281	60K Exc. CA; 105K CA
Cam. Belt.....	☆T313	60K Exc. CA; 105K CA	4-CYL. 2.4 L OPTIMA		
4-CYL. 2.4 L (CANADA) MAGENTIS			Balance Shaft Belt		
Balance Shaft Belt	☆T314	Inspect at 60K; Replace at 80K	☆T314	60K Exc. CA; 105K CA	
Cam. Belt.....	☆T313	60K Exc. CA; 105K CA	Cam. Belt.....	☆T313	60K Exc. CA; 105K CA

☆ Interference Engine Application.

Timing Belt Replacement Recommendations

Application	Part No.	Recommended Replacement Interval	Application	Part No.	Recommended Replacement Interval
KIA - Continued			LANCIA		
2001 - Continued			1979		
4-CYL. 2.4 L (CANADA)			4-CYL. 122		
MAGENTIS			BETA		
Balance Shaft Belt	☆T314	Inspect at 60K; Replace at 80K	Cam. Belt.....	☆T020	25K
Cam. Belt.....	☆T313		1978-1976		
V-6 2.5 L			4-CYL. 107		
OPTIMA			BETA		
Cam. Belt.....	☆T315	60K Exc. CA; 105K CA	Cam. Belt.....	☆T020	25K
V-6 2.5 L (CANADA)			LAND ROVER		
MAGENTIS			2005-2002		
Cam. Belt.....	☆T315	Inspect at 60K; Replace at 80K	V-6 2.5 L		
2000			FREELANDER		
4-CYL. 1.8 L			Cam. Belt - Front.....		
SEPHIA; SPECTRA			Cam. Belt - Rear.....		
Cam. Belt.....	☆T302	60K Exc. CA; 105K CA	☆T327	72K	
4-CYL. 2.0 L			☆T326	72K	
SPORTAGE			LEXUS		
Cam. Belt.....	☆T281	60K Exc. CA; 105K CA	2009-2008		
1999-1998			V-6 3.3 L ELECTRIC ASSIST		
4-CYL. 1.8 L			RX400H		
SEPHIA			Cam. Belt.....		
Cam. Belt.....	☆T302	60K Exc. CA; 105K CA	T257	90K	
4-CYL. 2.0 L			V-8 4.3 L		
SPORTAGE			SC430		
Cam. Belt.....	☆T281	60K Exc. CA; 105K CA	Cam. Belt.....	☆T298	90K
1997-1996			V-8 4.7 L		
4-CYL. 1.6 L			GX470		
SEPHIA			Cam. Belt.....		
Cam. Belt.....	☆T179	60K Exc. CA; 105K CA	☆T298	90K	
4-CYL. 1.8 L			2007		
SEPHIA			V-6 3.3 L ELECTRIC ASSIST		
Cam. Belt.....	☆T179	60K Exc. CA; 105K CA	RX400H		
4-CYL. 2.0 L			Cam. Belt.....		
SPORTAGE			T257		
Cam. Belt.....	☆T281	60K Exc. CA; 105K CA	V-8 4.3 L		
1995			GS430; SC430		
4-CYL. 1.6 L			Cam. Belt.....		
SEPHIA			☆T298		
Cam. Belt; W/DOHC Eng.....	☆T179	60K Exc. CA; 105K CA	V-8 4.7 L		
Cam. Belt; W/SOHC Eng.....	☆T185	60K Exc. CA; 105K CA	GX470; LX470		
4-CYL. 1.8 L			Cam. Belt.....		
SEPHIA			☆T298		
Cam. Belt.....	☆T179	60K Exc. CA; 105K CA	2006		
4-CYL. 2.0 L			V-6 3.3 L		
SPORTAGE			ES330; RX330		
Cam. Belt; W/DOHC Eng.....	☆T281	60K Exc. CA; 105K CA	Cam. Belt.....		
Cam. Belt; W/SOHC Eng.....	☆T264	60K Exc. CA; 105K CA	T257		
1994			V-6 3.3 L ELECTRIC ASSIST		
4-CYL. 1.6 L			RX400H		
SEPHIA			Cam. Belt.....		
Cam. Belt.....	☆T185	60K Exc. CA; 105K CA	T257		
2005-2004			V-8 4.3 L		
6-CYL. 3.0 L			GS430; LS430; SC430		
GS300; IS300			Cam. Belt.....		
Cam. Belt.....			☆T298		
T215			90K		
V-6 3.3 L			V-8 4.7 L		
ES330; RX330			GX470; LX470		
Cam. Belt.....			Cam. Belt.....		
T257			☆T298		
90K			90K		
V-8 4.3 L			2003		
GS430; LS430; SC430			6-CYL. 3.0 L		
Cam. Belt.....			GS300; IS300		
☆T298			Cam. Belt.....		
90K			T215		
V-8 4.7 L			90K		
GX470; LX470			90K		
Cam. Belt.....			90K		
☆T298			90K		

☆ Interference Engine Application.

Timing Belt Replacement Recommendations

Application	Part No.	Recommended Replacement Interval	Application	Part No.	Recommended Replacement Interval
LEXUS - Continued			LEXUS - Continued		
2003 - Continued			1997-1995 - Continued		
V-6 3.0 L ES300; RX300 Cam. Belt.....	T257	90K	V-6 3.0 L ES300 Cam. Belt.....	T257	60K
V-8 4.3 L GS430; LS430; SC430 Cam. Belt.....	☆T298	90K	V-8 4.0 L LS400; SC400 Cam. Belt.....	T190	90K Normal; 60K Severe
V-8 4.7 L GX470; LX470 Cam. Belt.....	☆T298	90K	1994		
2002			6-CYL. 3.0 L GS300; SC300 Cam. Belt.....		
6-CYL. 3.0 L GS300; IS300 Cam. Belt.....	T215	90K	T215 60K		
V-6 3.0 L ES300; RX300 Cam. Belt.....	T257	90K	V-6 3.0 L ES300 Cam. Belt.....		
V-8 4.3 L GS430; LS430; SC430 Cam. Belt.....	☆T298	90K	T257 60K		
V-8 4.7 L LX470 Cam. Belt.....	☆T298	90K	V-8 4.0 L LS400; SC400 Cam. Belt.....		
2001			T190 60K		
6-CYL. 3.0 L GS300; IS300 Cam. Belt.....	T215	90K	1993		
V-6 3.0 L ES300; RX300 Cam. Belt.....	T257	90K	6-CYL. 3.0 L GS300; SC300 Cam. Belt.....		
V-8 4.3 L GS430; LS430 Cam. Belt.....	☆T298	90K	T215 60K		
V-8 4.7 L LX470 Cam. Belt.....	☆T298	90K	V-6 3.0 L ES300 Cam. Belt.....		
2000-1999			T200 60K		
6-CYL. 3.0 L GS300; SC300 Cam. Belt.....	T215	90K	V-8 4.0 L LS400; SC400 Cam. Belt.....		
V-6 3.0 L ES300; RX300 Cam. Belt.....	T257	90K	1992		
V-8 4.3 L GS430; LS430 Cam. Belt.....	☆T298	90K	6-CYL. 3.0 L SC300 Cam. Belt.....		
V-8 4.7 L LX470 Cam. Belt.....	☆T298	90K	T215 90K		
1998			V-6 3.0 L ES300 Cam. Belt.....		
6-CYL. 3.0 L GS300; SC300 Cam. Belt.....	T215	90K	T200 60K		
V-6 3.0 L ES300 Cam. Belt.....	T257	60K	V-8 4.0 L LS400; SC400 Cam. Belt.....		
V-8 4.0 L GS400; LS400; SC400 Cam. Belt.....	☆T298	90K	T190 60K		
V-8 4.7 L LX470 Cam. Belt.....	☆T298	90K	1991-1990		
1997-1995			V-6 2.5 L ES250 Cam. Belt.....		
6-CYL. 3.0 L GS300; SC300 Cam. Belt.....	T215	60K	T157 60K		
MAZDA			V-8 4.0 L LS400 Cam. Belt.....		
2005			T190 60K		
4-CYL. 1.8 L MX-5 MIATA Cam. Belt.....			T179 60K Federal; 105K CA		
2004			2003		
4-CYL. 1.8 L MX-5 MIATA Cam. Belt.....			T308 60K Federal; 105K CA		
T179 60K			4-CYL. 1.6 L (CANADA) PROTEGE Cam. Belt.....		
4-CYL. 2.0 L TRIBUTE Cam. Belt.....			T294 90K		
2003			4-CYL. 1.8 L MX-5 MIATA Cam. Belt.....		
4-CYL. 1.6 L (CANADA) PROTEGE Cam. Belt.....			T179 60K		
T308 60K Federal; 105K CA			2002		
4-CYL. 1.8 L MX-5 MIATA Cam. Belt.....			T179 60K		
T179 60K			2001		
2001			6-CYL. 3.0 L GS300; IS300 Cam. Belt.....		
2000-1999			T215 90K		
6-CYL. 3.0 L GS300; SC300 Cam. Belt.....			T257 90K		
V-6 3.0 L ES300; RX300 Cam. Belt.....			☆T298 90K		
V-8 4.0 L GS400; LS400; SC400 Cam. Belt.....			☆T298 90K		
V-8 4.7 L LX470 Cam. Belt.....			☆T298 90K		
1998			2000-1999		
6-CYL. 3.0 L GS300; SC300 Cam. Belt.....			T215 90K		
V-6 3.0 L ES300 Cam. Belt.....			T257 60K		
V-8 4.0 L GS400; LS400; SC400 Cam. Belt.....			☆T298 90K		
V-8 4.7 L LX470 Cam. Belt.....			☆T298 90K		
1997-1995			2000-1999		
6-CYL. 3.0 L GS300; SC300 Cam. Belt.....			T215 60K		
2005			2004		
4-CYL. 1.8 L MX-5 MIATA Cam. Belt.....			T179 60K		
2004			4-CYL. 2.0 L TRIBUTE Cam. Belt.....		
4-CYL. 1.8 L MX-5 MIATA Cam. Belt.....			T294 90K		
2003			2003		
4-CYL. 1.6 L (CANADA) PROTEGE Cam. Belt.....			T308 60K Federal; 105K CA		
T308 60K Federal; 105K CA			4-CYL. 1.8 L MX-5 MIATA Cam. Belt.....		
4-CYL. 1.8 L MX-5 MIATA Cam. Belt.....			T179 60K		
T179 60K			2002		
2001			6-CYL. 3.0 L GS300; IS300 Cam. Belt.....		
2000-1999			T215 90K		
6-CYL. 3.0 L GS300; SC300 Cam. Belt.....			T257 90K		
V-6 3.0 L ES300; RX300 Cam. Belt.....			☆T298 90K		
V-8 4.0 L GS400; LS400; SC400 Cam. Belt.....			☆T298 90K		
V-8 4.7 L LX470 Cam. Belt.....			☆T298 90K		
1998			2000-1999		
6-CYL. 3.0 L GS300; SC300 Cam. Belt.....			T215 90K		
V-6 3.0 L ES300 Cam. Belt.....			T257 60K		
V-8 4.0 L GS400; LS400; SC400 Cam. Belt.....			☆T298 90K		
V-8 4.7 L LX470 Cam. Belt.....			☆T298 90K		
1997-1995			2000-1999		
6-CYL. 3.0 L GS300; SC300 Cam. Belt.....			T215 60K		

☆ Interference Engine Application.

Timing Belt Replacement Recommendations

Application	Part No.	Recommended Replacement Interval	Application	Part No.	Recommended Replacement Interval
MAZDA - Continued			MAZDA - Continued		
2003 - Continued			2000-1999 - Continued		
4-CYL. 2.0 L			4-CYL. 2.5 L		
PROTEGE			B2500 PICKUP		
Cam. Belt.....	T228	105K	Cam. Belt.....	T276	120K
TRIBUTE			V-6 2.3 L		
Cam. Belt.....	T294	90K	MILLENNIA		
2002			Cam. Belt.....	T267	60K Exc. CA & Select; 105K CA & Select
4-CYL. 1.6 L (CANADA)			V-6 2.5 L		
PROTEGE			626		
Cam. Belt.....	T308	60K Federal; 105K CA	Cam. Belt.....	T214	60K Federal; 105K CA
4-CYL. 1.8 L			MILLENNIA		
MX-5 MIATA			Cam. Belt.....	T214	60K Exc. CA & Select; 105K CA & Select
Cam. Belt.....	T179	60K	1998		
4-CYL. 2.0 L			4-CYL. 1.5 L		
626; PROTEGE			PROTEGE		
Cam. Belt.....	T228	105K	Cam. Belt; Eng. No. 194742 & Before.....	T266	60K Exc. CA & MA; 105K CA & MA
TRIBUTE			Cam. Belt; Eng. No. 194743 & After.....	T308	60K Exc. CA & MA; 105K CA & MA
Cam. Belt.....	T294	90K	4-CYL. 1.8 L		
V-6 2.3 L			PROTEGE		
MILLENNIA			Cam. Belt.....	T179	60K Exc. CA & MA; 105K CA & MA
Cam. Belt.....	T267	60K	4-CYL. 2.0 L		
V-6 2.5 L			626		
626; MILLENNIA			Cam. Belt.....	T228	60K Exc. CA & Select; 105K CA & Select
Cam. Belt.....	T214	105K	4-CYL. 2.5 L		
2001			B2500 PICKUP		
4-CYL. 1.6 L			Cam. Belt.....	T276	120K
PROTEGE			V-6 2.3 L		
Cam. Belt.....	T308	105K	MILLENNIA		
4-CYL. 1.8 L			Cam. Belt.....	☆T267	60K Exc. CA & Select; 105K CA & Select
MX-5 MIATA			V-6 2.5 L		
Cam. Belt.....	T179	60K	626		
4-CYL. 2.0 L			Cam. Belt.....	T214	60K Federal; 105K CA
626; PROTEGE			MILLENNIA		
Cam. Belt.....	T228	105K	Cam. Belt.....	T214	60K Exc. CA & MA; 105K CA & MA
TRIBUTE			V-6 3.0 L		
Cam. Belt.....	T294	90K	MPV		
4-CYL. 2.3 L			Cam. Belt.....	☆T146	60K Exc. CA & MA; 105K CA & MA
B2300 PICKUP			1997		
Cam. Belt.....	T276	60K Federal; 105K CA	4-CYL. 1.5 L		
4-CYL. 2.5 L			PROTEGE		
B2500 PICKUP			Cam. Belt.....	T266	60K Exc. CA & MA; 105K CA & MA
Cam. Belt.....	T276	60K Federal; 105K CA	4-CYL. 1.8 L		
V-6 2.3 L			MX-5 MIATA; PROTEGE		
MILLENNIA			Cam. Belt.....	T179	60K Exc. CA & MA; 105K CA & MA
Cam. Belt.....	T267	60K	4-CYL. 2.0 L		
V-6 2.5 L			626		
626; MILLENNIA			Cam. Belt.....	T228	60K Exc. CA & Select; 105K CA & Select
Cam. Belt.....	T214	105K	2000-1999		
2000-1999			4-CYL. 1.6 L		
4-CYL. 1.6 L			PROTEGE		
PROTEGE			Cam. Belt.....	T308	60K Exc. CA & Select; 105K CA & Select
Cam. Belt.....	T308	60K Exc. CA & Select; 105K CA & Select	4-CYL. 1.8 L		
4-CYL. 1.8 L			MX-5 MIATA		
MX-5 MIATA			Cam. Belt.....	T179	60K Exc. CA & Select; 105K CA & Select
Cam. Belt.....	T179	60K Exc. CA & Select; 105K CA & Select	PROTEGE		
PROTEGE			Cam. Belt.....	T316	60K Exc. CA & Select; 105K CA & Select
Cam. Belt.....	T316	60K Exc. CA & Select; 105K CA & Select	4-CYL. 2.0 L		
4-CYL. 2.0 L			626		
626			Cam. Belt.....	T228	60K Exc. CA & Select; 105K CA & Select
Cam. Belt.....	T228	60K Exc. CA & Select; 105K CA & Select			

☆ Interference Engine Application.

Timing Belt Replacement Recommendations

Application	Part No.	Recommended Replacement Interval	Application	Part No.	Recommended Replacement Interval
MAZDA - Continued			MAZDA - Continued		
1997 - Continued			1995 - Continued		
4-CYL. 2.0 L - Continued			4-CYL. 1.8 L		
MX-6			MX-5 MIATA		
Cam. Belt.....	T228	60K Exc. CA & MA; 105K CA & MA	Cam. Belt.....	T179	60K Federal; 105K CA
4-CYL. 2.3 L			PROTEGE		
B2300 PICKUP			Cam. Belt; W/DOHC Eng.....	T179	60K Federal; 105K CA
Cam. Belt.....	T276	60K	Cam. Belt; W/SOHC Eng.....	T185	60K Federal; 105K CA
V-6 2.3 L			4-CYL. 2.0 L		
MILLENNIA			626; MX-6		
Cam. Belt.....	☆T267	60K Exc. CA & Select; 105K CA & Select	Cam. Belt.....	T228	60K Federal; 105K CA
V-6 2.5 L			4-CYL. 2.3 L		
626			B2300 PICKUP		
Cam. Belt.....	T214	60K Federal; 105K CA	Cam. Belt.....	T276	60K
MILLENNIA			V-6 1.8 L (CANADA)		
Cam. Belt.....	T214	60K Exc. CA & MA; 105K CA & MA	MX-3		
MX-6			Cam. Belt.....	T214	120K
Cam. Belt.....	T214	60K Exc. CA & Select; 105K CA & Select	V-6 2.3 L		
V-6 3.0 L			MILLENNIA		
MPV			Cam. Belt.....	☆T267	60K Exc. CA & Select; 105K CA & Select
Cam. Belt.....	☆T146	60K Exc. CA & MA; 105K CA & MA	V-6 2.5 L		
			626; MILLENNIA; MX-6		
			Cam. Belt.....	T214	60K Federal; 105K CA
			V-6 3.0 L		
			929		
			Cam. Belt.....	☆T183	60K Federal; 105K CA
			MPV		
			Cam. Belt.....	☆T146	60K Federal; 105K CA
1996			1994		
4-CYL. 1.5 L			4-CYL. 1.6 L		
PROTEGE			323		
Cam. Belt.....	T266	60K Exc. CA & MA; 105K CA & MA	Cam. Belt.....	T185	60K Federal; 105K CA
4-CYL. 1.8 L			MX-3		
MX-5 MIATA; PROTEGE			Cam. Belt.....	☆T179	60K Federal; 105K CA
Cam. Belt.....	T179	60K Federal; 105K CA	4-CYL. 1.8 L		
4-CYL. 2.0 L			MX-5 MIATA		
626; MX-6			Cam. Belt.....	T179	60K Federal; 105K CA
Cam. Belt.....	T228	60K Federal; 105K CA	PROTEGE		
4-CYL. 2.3 L			Cam. Belt; W/DOHC Eng.....	T179	60K Federal; 105K CA
B2300 PICKUP			Cam. Belt; W/SOHC Eng.....	T185	60K Federal; 105K CA
Cam. Belt.....	T276	60K	4-CYL. 2.0 L		
V-6 1.8 L (CANADA)			626; MX-6		
MX-3			Cam. Belt.....	T228	60K Federal; 105K CA
Cam. Belt.....	T214	120K	4-CYL. 2.3 L		
V-6 2.3 L			B2300 PICKUP		
MILLENNIA			Cam. Belt.....	T210	60K
Cam. Belt.....	☆T267	60K Exc. CA & Select; 105K CA & Select	V-6 1.8 L		
V-6 2.5 L			MX-3		
626; MILLENNIA; MX-6			Cam. Belt.....	T214	120K
Cam. Belt.....	T214	60K Federal; 105K CA	V-6 2.5 L		
V-6 3.0 L			626; MX-6		
MPV			Cam. Belt.....	T214	60K Federal; 105K CA
Cam. Belt.....	☆T146	60K Federal; 105K CA	V-6 3.0 L		
			929		
			Cam. Belt.....	☆T183	60K Federal; 105K CA
			MPV		
			Cam. Belt.....	☆T146	60K Federal; 105K CA
1995					
4-CYL. 1.5 L					
PROTEGE					
Cam. Belt.....	T266	60K Exc. CA & MA; 105K CA & MA			
4-CYL. 1.6 L					
MX-3					
Cam. Belt.....	☆T179	60K Federal; 105K CA			

☆ Interference Engine Application.

Timing Belt Replacement Recommendations

Application	Part No.	Recommended Replacement Interval	Application	Part No.	Recommended Replacement Interval
MAZDA - Continued			MAZDA - Continued		
1993			1991-1990 - Continued		
4-CYL. 1.6 L 323; MX-3 Cam. Belt.....	T185	60K Federal; 105K CA	4-CYL. 2.2 L 626; B2200 PICKUP; MX-6 Cam. Belt.....	☆T134	60K
MX-5 MIATA Cam. Belt.....	☆T179	60K Federal; 105K CA	V-6 3.0 L 929 Cam. Belt; W/DOHC Eng.	☆T183	60K Federal; 105K CA
4-CYL. 1.8 L PROTEGE Cam. Belt; W/DOHC Eng.	T179	60K Federal; 105K CA	Cam. Belt; W/SOHC Eng.....	☆T146	60K Federal; 105K CA
Cam. Belt; W/SOHC Eng.....	T185	60K Federal; 105K CA	MPV Cam. Belt.....	☆T146	60K
4-CYL. 2.0 L 626; MX-6 Cam. Belt.....	T228	60K	1989		
4-CYL. 2.2 L B2200 PICKUP Cam. Belt.....	☆T134	60K	4-CYL. 1.6 L 323 Cam. Belt; W/O Turbo	T141	60K
V-6 1.8 L MX-3 Cam. Belt.....	T214	60K Federal; 105K CA	Cam. Belt; W/Turbo.....	T149	60K
V-6 2.5 L 626; MX-6 Cam. Belt.....	T214	60K	4-CYL. 2.2 L 626; B2200 PICKUP; MX-6 Cam. Belt.....	☆T134	60K
V-6 3.0 L 929 Cam. Belt.....	☆T183	60K Federal; 105K CA	V-6 3.0 L 929 Cam. Belt.....	☆T146	60K Federal; 105K CA
MPV Cam. Belt.....	☆T146	60K	MPV Cam. Belt.....	☆T146	60K
1992			1988		
4-CYL. 1.6 L 323 Cam. Belt.....	T185	60K	4-CYL. 1.6 L 323 Cam. Belt; W/O Turbo	T141	60K
MX-3 Cam. Belt.....	T185	60K Federal; 105K CA	Cam. Belt; W/Turbo.....	T149	60K
MX-5 MIATA Cam. Belt.....	☆T179	60K	4-CYL. 2.2 L 626; B2200 PICKUP; MX-6 Cam. Belt.....	☆T134	60K
4-CYL. 1.8 L PROTEGE Cam. Belt; W/DOHC Eng.	T179	60K	V-6 3.0 L 929 Cam. Belt.....	☆T146	60K Federal; 105K CA
Cam. Belt; W/SOHC Eng.....	T185	60K	1987		
4-CYL. 2.2 L 626; B2200 PICKUP; MX-6 Cam. Belt.....	☆T134	60K	4-CYL. 1.6 L 323 Cam. Belt.....	T141	60K
V-6 1.8 L MX-3 Cam. Belt.....	T214	60K	4-CYL. 2.0 L 626; B2000 PICKUP Cam. Belt.....	T117	60K
V-6 3.0 L 929 Cam. Belt.....	☆T183	60K Federal; 105K CA	4-CYL. 2.2 L B2200 PICKUP Cam. Belt.....	☆T134	60K
MPV Cam. Belt.....	☆T146	60K	1986		
1991-1990			4-CYL. 1.6 L 323 Cam. Belt.....	T123	60K
4-CYL. 1.6 L 323 Cam. Belt.....	T185	60K	4-CYL. 2.0 L 626 Cam. Belt.....	T117	60K
MX-5 MIATA Cam. Belt.....	☆T179	60K	B2000 PICKUP Cam. Belt; Chassis No. 568707 & Before	T113	60K
4-CYL. 1.8 L PROTEGE Cam. Belt; W/DOHC Eng.	T179	60K	Cam. Belt; Chassis No. 568708 & After	T117	60K
Cam. Belt; W/SOHC Eng.....	T185	60K	1985-1984		
4-CYL. 1.8 L (CANADA) 323 Cam. Belt.....	T185	60K Federal; 105K CA	4-CYL. 2.0 L 626 Cam. Belt; Coupe; W/Round Tooth Sprockets; VIN JM1GC221E1617637 & After.....	T113	60K
			Cam. Belt; Coupe; W/Square Tooth Sprockets; VIN JM1GC221E1617636 & Before	T088	60K
			Cam. Belt; Hatchback; W/Round Tooth Sprockets; VIN JM1GC241E1609645 & After .	T113	60K
			Cam. Belt; Hatchback; W/Square Tooth Sprockets; VIN JM1GC241E1609644 & Before.....	T088	60K

☆ Interference Engine Application.

Timing Belt Replacement Recommendations

Application	Part No.	Recommended Replacement Interval	Application	Part No.	Recommended Replacement Interval
MAZDA - Continued			MERCURY - Continued		
1985-1984 - Continued			1996-1995		
4-CYL. 2.0 L - Continued			4-CYL. 1.8 L		
Cam. Belt; Sedan; W/Round Tooth Sprockets; VIN JM1GC221E1635512 & After.....	T113	60K	TRACER Cam. Belt.....	T179	60K
Cam. Belt; Sedan; W/Square Tooth Sprockets; VIN JM1GC221E1635511 & Before.....	T088	60K	4-CYL. 1.9 L		
4-CYL. 2.0 L DIESEL			TRACER Cam. Belt.....	T194	60K
626 Cam. Belt.....	☆T103	100K	4-CYL. 2.0 L		
Cam. To Inj. Pump Belt	☆T102	100K	MYSTIQUE Cam. Belt.....	T258	60K
1983			V-6 3.0 L		
4-CYL. 2.0 L			VILLAGER Cam. Belt.....	☆T249	105K
626 Cam. Belt.....	T088	60K	1994		
MERCURY			4-CYL. 1.6 L		
2002-2001			CAPRI Cam. Belt..... ☆T179 60K		
4-CYL. 2.0 L			4-CYL. 1.8 L		
COUGAR Cam. Belt.....	T294	120K	TRACER Cam. Belt.....	T179	60K
V-6 3.3 L			4-CYL. 1.9 L		
VILLAGER Cam. Belt.....	☆T249	105K	TRACER Cam. Belt.....	T194	60K
2000			V-6 3.0 L		
4-CYL. 2.0 L			VILLAGER Cam. Belt.....	☆T249	105K
COUGAR; MYSTIQUE Cam. Belt.....	T294	Inspect at 120K; Replace as needed	1993		
V-6 3.3 L			4-CYL. 1.6 L		
VILLAGER Cam. Belt.....	☆T249	105K	CAPRI Cam. Belt..... ☆T179 60K		
1999			4-CYL. 1.8 L		
4-CYL. 2.0 L			TRACER Cam. Belt..... T179 60K		
COUGAR; MYSTIQUE Cam. Belt.....	T294	Inspect at 120K; Replace as needed	4-CYL. 1.9 L		
TRACER			TRACER Cam. Belt..... T194 60K		
Cam. Belt.....	☆T283	Inspect at 120K; Replace as needed	V-6 3.0 L		
V-6 3.3 L			VILLAGER Cam. Belt..... ☆T104 60K		
VILLAGER Cam. Belt.....	☆T249	105K	1992		
1998			4-CYL. 1.6 L		
4-CYL. 2.0 L			CAPRI Cam. Belt..... ☆T179 60K		
MYSTIQUE Cam. Belt.....	T294	60K	4-CYL. 1.8 L		
TRACER			TRACER Cam. Belt..... T179 60K		
Cam. Belt.....	☆T283	Inspect at 120K; Replace as needed	4-CYL. 1.9 L		
V-6 3.0 L			TRACER Cam. Belt..... T194 60K		
VILLAGER Cam. Belt.....	☆T249	105K	1991		
1997			4-CYL. 1.6 L		
4-CYL. 2.0 L			CAPRI Cam. Belt..... ☆T179 60K		
MYSTIQUE Cam. Belt.....	T258	60K	4-CYL. 1.8 L		
TRACER			TRACER Cam. Belt..... T179 60K		
Cam. Belt.....	T283	Inspect at 120K; Replace as needed	4-CYL. 1.9 L		
V-6 3.0 L			TRACER Cam. Belt; Mar. 25, 1991 & Older..... T067 60K		
VILLAGER Cam. Belt.....	☆T249	105K	Cam. Belt; Mar. 26, 1991 & Newer..... T194 60K		
1996			1990		
4-CYL. 1.6 L (CANADA)			TRACER Cam. Belt..... ☆T141 60K		

☆ Interference Engine Application.

Timing Belt Replacement Recommendations

Application	Part No.	Recommended Replacement Interval	Application	Part No.	Recommended Replacement Interval
MERCURY - Continued			MERCURY - Continued		
1989-1988			1981		
4-CYL. 1.6 L TRACER Cam. Belt.....	☆T141	60K	4-CYL. 1.6 L LYNX Cam. Belt.....	☆T067	60K
1987			4-CYL. 2.3 L CAPRI; COUGAR; ZEPHYR Cam. Belt.....		
4-CYL. 1.6 L (CANADA) TRACER Cam. Belt.....	☆T141	60K	T014	60K	
4-CYL. 1.9 L LYNX Cam. Belt.....	T067	60K	1980		
4-CYL. 2.0 L DIESEL LYNX Cam. Belt.....	☆T103	60K	4-CYL. 2.3 L BOBCAT; CAPRI; ZEPHYR Cam. Belt.....	T014	60K
Cam. To Inj. Pump Belt.....	☆T102	60K	1979-1978		
1986			4-CYL. 140 BOBCAT; CAPRI; ZEPHYR Cam. Belt.....	T014	60K
4-CYL. 1.9 L LYNX Cam. Belt.....	T067	60K	1977-1976		
4-CYL. 2.0 L DIESEL LYNX; TOPAZ Cam. Belt.....	☆T103	100K	4-CYL. 140 BOBCAT; CAPRI Cam. Belt.....	T014	60K
Cam. To Inj. Pump Belt.....	☆T102	100K	1975		
4-CYL. 2.3 L CAPRI; COUGAR; MARQUIS Cam. Belt.....	T014	60K	4-CYL. 140 BOBCAT Cam. Belt.....	T014	60K
1985			1974-1973		
4-CYL. 1.6 L LYNX Cam. Belt.....	☆T067	60K	4-CYL. 122 CAPRI Cam. Belt.....	T013	60K
4-CYL. 1.9 L LYNX Cam. Belt.....	T067	60K	1972		
4-CYL. 2.0 L DIESEL LYNX; TOPAZ Cam. Belt.....	☆T103	100K	4-CYL. 122 CAPRI Cam. Belt.....	T013	60K
Cam. To Inj. Pump Belt.....	☆T102	100K	4-CYL. 98 CAPRI Cam. Belt.....	T013	60K
4-CYL. 2.3 L CAPRI; COUGAR; MARQUIS Cam. Belt.....	T014	60K	1971		
1984			4-CYL. 122 CAPRI Cam. Belt.....	T013	60K
4-CYL. 1.6 L LYNX Cam. Belt.....	☆T067	60K	MERKUR		
4-CYL. 2.0 L DIESEL LYNX; TOPAZ Cam. Belt.....	☆T103	100K	1989-1985		
Cam. To Inj. Pump Belt.....	☆T102	100K	4-CYL. 2.3 L XR4TI Cam. Belt.....	T014	60K
4-CYL. 2.3 L CAPRI; COUGAR; MARQUIS Cam. Belt.....	T014	60K	MITSUBISHI		
1983			2009		
4-CYL. 1.6 L LN7; LYNX Cam. Belt.....	☆T067	60K	V-6 3.8 L GALANT Cam. Belt.....	☆T287	60K
4-CYL. 2.3 L CAPRI; MARQUIS; ZEPHYR Cam. Belt.....	T014	60K	2008		
1982			V-6 3.0 L OUTLANDER Cam. Belt.....	T339	60K
4-CYL. 1.6 L LN7; LYNX Cam. Belt.....	☆T067	60K	V-6 3.8 L ECLIPSE; ENDEAVOR; GALANT Cam. Belt.....	☆T287	60K
4-CYL. 2.3 L CAPRI; ZEPHYR Cam. Belt.....	T014	60K	2007		
			4-CYL. 2.0 L LANCER Cam. Belt.....	☆T201	60K

☆ Interference Engine Application.

Timing Belt Replacement Recommendations

Application	Part No.	Recommended Replacement Interval	Application	Part No.	Recommended Replacement Interval
MITSUBISHI - Continued			MITSUBISHI - Continued		
2007 - Continued			2004 - Continued		
4-CYL. 2.4 L			4-CYL. 2.4 L - Continued		
ECLIPSE			GALANT		
Balance Shaft Belt	T168	60K Exc. CA, CT, & MA; 100K CA, CT, & MA	Balance Shaft Belt	T168	60K
			Cam. Belt.....	T332	60K
Cam. Belt.....	T332	60K	LANCER; OUTLANDER		
V-6 3.0 L			Balance Shaft Belt	T168	60K Exc. CA & Select; 100K CA & Select
OUTLANDER					
Cam. Belt.....	T339	60K	Cam. Belt.....	T332	60K
V-6 3.8 L			V-6 3.0 L		
ECLIPSE; ENDEAVOR; GALANT			ECLIPSE		
Cam. Belt.....	☆T287	60K	Cam. Belt.....	☆T259	60K
2006			V-6 3.5 L		
4-CYL. 2.0 L			DIAMANTE; MONTERO SPORT		
LANCER			Cam. Belt.....	☆T287	60K
Balance Shaft Belt; W/Turbo	☆T168	60K	V-6 3.8 L		
Cam. Belt; W/O Turbo	☆T201	60K	ENDEAVOR; GALANT		
			Cam. Belt.....	☆T287	60K
4-CYL. 2.4 L			MONTERO		
ECLIPSE			Cam. Belt.....	☆T320	60K
Balance Shaft Belt	T168	60K Exc. CA, CT, & MA; 100K CA, CT, & MA	2003		
			4-CYL. 2.0 L		
Cam. Belt.....	T332	60K	LANCER		
GALANT; LANCER; OUTLANDER			Balance Shaft Belt; W/Turbo	☆T168	60K Exc. CA, MA, & VT; 100K CA, MA, & VT
Balance Shaft Belt	T168	60K			
Cam. Belt.....	T332	60K	Cam. Belt; W/O Turbo	☆T201	60K
V-6 3.8 L			Cam. Belt; W/Turbo.....	☆T167	60K
ECLIPSE; ENDEAVOR; GALANT			4-CYL. 2.4 L		
Cam. Belt.....	☆T287	60K	ECLIPSE		
MONTERO			Balance Shaft Belt	☆T168	60K Exc. CA, CT, & MA; 100K CA, CT, & MA
Cam. Belt.....	☆T320	60K			
2005			Cam. Belt.....	☆T232	60K
4-CYL. 2.0 L			GALANT		
LANCER			Balance Shaft Belt	☆T168	60K
Balance Shaft Belt; W/Turbo	☆T168	60K	Cam. Belt.....	☆T232	60K
Cam. Belt; W/O Turbo	☆T201	60K	OUTLANDER		
Cam. Belt; W/Turbo.....	☆T167	60K	Balance Shaft Belt	☆T168	60K Exc. CA & Select; 100K CA & Select
4-CYL. 2.4 L					
ECLIPSE			Cam. Belt.....	☆T232	60K
Balance Shaft Belt	☆T168	60K Exc. CA, CT, & MA; 100K CA, CT, & MA	V-6 3.0 L		
			ECLIPSE; GALANT; MONTERO SPORT		
Cam. Belt.....	☆T232	60K	Cam. Belt.....	☆T259	60K
GALANT; LANCER; OUTLANDER			V-6 3.5 L		
Balance Shaft Belt	T168	60K	DIAMANTE; MONTERO SPORT		
Cam. Belt.....	T332	60K	Cam. Belt.....	☆T287	60K
V-6 3.0 L			V-6 3.8 L		
ECLIPSE			MONTERO		
Cam. Belt.....	☆T259	60K	Cam. Belt.....	☆T320	60K
V-6 3.8 L			2002		
ENDEAVOR; GALANT			4-CYL. 1.5 L		
Cam. Belt.....	☆T287	60K	MIRAGE		
MONTERO			Cam. Belt.....	☆T289	60K
Cam. Belt.....	☆T320	60K	4-CYL. 1.8 L		
2004			MIRAGE		
4-CYL. 2.0 L			Cam. Belt.....	☆T288	60K
LANCER			4-CYL. 2.0 L		
Balance Shaft Belt; W/Turbo	☆T168	60K Exc. CA, MA, & VT; 100K CA, MA, & VT	LANCER		
			Cam. Belt.....	☆T201	60K
Cam. Belt; W/O Turbo	☆T201	60K	4-CYL. 2.4 L		
Cam. Belt; W/Turbo.....	☆T167	60K	ECLIPSE		
4-CYL. 2.4 L			Balance Shaft Belt	☆T168	60K Exc. CA, CT, & MA; 100K CA, CT, & MA
ECLIPSE					
Balance Shaft Belt	☆T168	60K Exc. CA, CT, & MA; 100K CA, CT, & MA	Cam. Belt.....	☆T232	60K
			GALANT		
Cam. Belt.....	☆T232	60K	Balance Shaft Belt	☆T168	60K
			Cam. Belt.....	☆T232	60K

☆ Interference Engine Application.

Timing Belt Replacement Recommendations

Application	Part No.	Recommended Replacement Interval	Application	Part No.	Recommended Replacement Interval
MITSUBISHI - Continued			MITSUBISHI - Continued		
2002 - Continued			1999 - Continued		
V-6 3.0 L ECLIPSE; GALANT; MONTERO SPORT Cam. Belt.....	☆T259	60K	4-CYL. 2.0 L ECLIPSE Balance Shaft Belt; W/Turbo	☆T168	60K Exc. CA, CT, & MA; 100K CA, CT, & MA
V-6 3.5 L DIAMANTE Cam. Belt.....	☆T287	60K	Cam. Belt; W/O Turbo	☆T246	60K
MONTERO Cam. Belt.....	☆T320	60K	Cam. Belt; W/Turbo.....	☆T167	60K
MONTERO SPORT Cam. Belt.....	☆T287	60K	4-CYL. 2.4 L ECLIPSE Balance Shaft Belt	☆T168	60K Exc. CA, CT, & MA; 100K CA, CT, & MA
2001			Cam. Belt.....	☆T230	60K
4-CYL. 1.5 L MIRAGE Cam. Belt.....	☆T289	60K	GALANT Balance Shaft Belt	☆T168	60K
4-CYL. 1.8 L MIRAGE Cam. Belt.....	☆T288	60K	Cam. Belt.....	☆T232	60K
4-CYL. 2.4 L ECLIPSE Balance Shaft Belt	☆T168	60K Exc. CA, CT, & MA; 100K CA, CT, & MA	MONTERO SPORT Balance Shaft Belt	☆T168	60K
Cam. Belt.....	☆T232	60K	Cam. Belt.....	☆T230	60K
GALANT Balance Shaft Belt	☆T168	60K	V-6 3.0 L 3000GT Cam. Belt; W/DOHC Eng.	☆T195	60K
Cam. Belt.....	☆T232	60K	Cam. Belt; W/SOHC Eng.....	T139	60K
V-6 3.0 L ECLIPSE; GALANT; MONTERO SPORT Cam. Belt.....	☆T259	60K	GALANT; MONTERO SPORT Cam. Belt.....	☆T259	60K
V-6 3.5 L DIAMANTE Cam. Belt.....	☆T287	60K	V-6 3.5 L DIAMANTE; MONTERO; MONTERO SPORT Cam. Belt.....	☆T287	60K
MONTERO Cam. Belt.....	☆T320	60K	1998		
MONTERO SPORT Cam. Belt.....	☆T287	60K	4-CYL. 1.5 L MIRAGE Cam. Belt.....	☆T289	60K
2000			4-CYL. 1.8 L MIRAGE Cam. Belt.....	☆T288	60K
4-CYL. 1.5 L MIRAGE Cam. Belt.....	☆T289	60K	4-CYL. 2.0 L ECLIPSE Balance Shaft Belt; W/Turbo	☆T168	60K
4-CYL. 1.8 L MIRAGE Cam. Belt.....	☆T288	60K	Cam. Belt; W/O Turbo	☆T246	60K
4-CYL. 2.4 L ECLIPSE Balance Shaft Belt	☆T168	60K Exc. CA, CT, & MA; 100K CA, CT, & MA	Cam. Belt; W/Turbo.....	☆T167	60K
Cam. Belt.....	☆T232	60K	4-CYL. 2.4 L ECLIPSE; GALANT; MONTERO SPORT Balance Shaft Belt	☆T168	60K Exc. CA, CT, & MA; 100K CA, CT, & MA
GALANT Balance Shaft Belt	☆T168	60K	Cam. Belt.....	☆T230	60K
Cam. Belt.....	☆T232	60K	V-6 3.0 L 3000GT Cam. Belt; W/DOHC Eng.	☆T195	60K
V-6 3.0 L ECLIPSE; GALANT; MONTERO SPORT Cam. Belt.....	☆T259	60K	Cam. Belt; W/SOHC Eng.....	T139	60K
V-6 3.5 L DIAMANTE; MONTERO; MONTERO SPORT Cam. Belt.....	☆T287	60K	MONTERO SPORT Cam. Belt.....	☆T259	60K
1999			V-6 3.5 L DIAMANTE; MONTERO Cam. Belt.....	☆T287	60K
4-CYL. 1.5 L MIRAGE Cam. Belt.....	☆T289	60K	1997		
4-CYL. 1.8 L MIRAGE Cam. Belt.....	☆T288	60K	4-CYL. 1.5 L MIRAGE Cam. Belt.....	☆T289	60K
4-CYL. 2.4 L ECLIPSE Balance Shaft Belt; W/Turbo	☆T168	60K Federal; 100K CA	4-CYL. 1.8 L MIRAGE Cam. Belt.....	☆T288	60K
Cam. Belt; W/O Turbo	☆T246	60K	4-CYL. 2.0 L ECLIPSE Balance Shaft Belt; W/Turbo	☆T168	60K
Cam. Belt; W/Turbo.....	☆T167	60K	Cam. Belt; W/O Turbo	☆T246	60K
			Cam. Belt; W/Turbo.....	☆T167	60K

☆ Interference Engine Application.

Timing Belt Replacement Recommendations

Application	Part No.	Recommended Replacement Interval	Application	Part No.	Recommended Replacement Interval
MITSUBISHI - Continued			MITSUBISHI - Continued		
1997 - Continued			1995 - Continued		
4-CYL. 2.4 L			4-CYL. 2.4 L - Continued		
ECLIPSE			PICKUP		
Balance Shaft Belt	☆T168	60K Federal; 100K CA	Balance Shaft Belt	T168	60K
Cam. Belt.....	☆T230	60K	Cam. Belt.....	T229	60K
GALANT; MONTERO SPORT			V-6 3.0 L		
Balance Shaft Belt	☆T168	60K Exc. CA, CT, & MA; 100K CA, CT, & MA	3000GT		
Cam. Belt.....	☆T230	60K	Cam. Belt.....	☆T195	60K
V-6 3.0 L			DIAMANTE		
3000GT			Cam. Belt; W/DOHC Eng.		
Cam. Belt; W/DOHC Eng.	☆T195	60K	Cam. Belt; W/DOHC Eng.	☆T195	60K
Cam. Belt; W/SOHC Eng.	T139	60K	Cam. Belt; W/SOHC Eng.	T139	60K
MONTERO SPORT			MONTERO		
Cam. Belt.....	☆T259	60K	Cam. Belt.....	☆T259	60K
V-6 3.5 L			V-6 3.5 L		
DIAMANTE; MONTERO			MONTERO		
Cam. Belt.....	☆T287	60K	Cam. Belt.....	☆T253	60K
1996			1994		
4-CYL. 1.5 L			4-CYL. 1.5 L		
MIRAGE			MIRAGE		
Cam. Belt.....	☆T191	60K	Cam. Belt.....	☆T191	60K
4-CYL. 1.8 L			PRECIS		
MIRAGE			Cam. Belt.....		
Cam. Belt.....	☆T201	60K	Cam. Belt.....	☆T128	60K
4-CYL. 2.0 L			4-CYL. 1.8 L		
ECLIPSE			ECLIPSE		
Balance Shaft Belt; W/Turbo	☆T168	60K Federal; 100K CA	Balance Shaft Belt	T159	60K
Cam. Belt; W/O Turbo	☆T246	60K	Cam. Belt.....	T158	60K
Cam. Belt; W/Turbo.....	☆T167	60K	EXPO; MIRAGE		
4-CYL. 2.4 L			Cam. Belt.....		
ECLIPSE; GALANT			Cam. Belt.....		
Balance Shaft Belt	☆T168	60K Federal; 100K CA	4-CYL. 2.0 L		
Cam. Belt.....	☆T230	60K	ECLIPSE		
PICKUP			Balance Shaft Belt		
Balance Shaft Belt	T168	60K	Balance Shaft Belt	☆T168	60K
Cam. Belt.....	T229	60K	Cam. Belt.....	☆T167	60K
V-6 3.0 L			4-CYL. 2.4 L		
3000GT			EXPO		
Cam. Belt.....	☆T195	60K	Balance Shaft Belt	☆T168	60K
DIAMANTE			Cam. Belt.....	☆T230	60K
Cam. Belt.....	T139	60K	GALANT		
MONTERO			Balance Shaft Belt		
Cam. Belt.....	☆T259	60K	Balance Shaft Belt	☆T168	60K Federal; 100K CA
V-6 3.5 L			Cam. Belt; W/DOHC Eng.		
MONTERO			Cam. Belt; W/SOHC Eng.		
Cam. Belt.....	☆T253	60K	Cam. Belt.....	☆T256	60K
1995			Cam. Belt.....		
4-CYL. 1.5 L			Cam. Belt.....		
MIRAGE			Cam. Belt.....		
Cam. Belt.....	☆T191	60K	Cam. Belt.....	☆T230	60K
4-CYL. 1.8 L			PICKUP		
MIRAGE			Balance Shaft Belt		
Cam. Belt.....	☆T201	60K	Balance Shaft Belt	T168	60K
4-CYL. 2.0 L			Cam. Belt.....	T229	60K
ECLIPSE			V-6 3.0 L		
Balance Shaft Belt; W/Turbo	☆T168	60K Federal; 100K CA	3000GT		
Cam. Belt; W/O Turbo	☆T246	60K	Cam. Belt.....	☆T195	60K
Cam. Belt; W/Turbo.....	☆T167	60K	DIAMANTE		
4-CYL. 2.4 L			Cam. Belt.....		
EXPO			Cam. Belt; W/DOHC Eng.		
Balance Shaft Belt	☆T168	60K	Cam. Belt; W/SOHC Eng.	☆T195	60K
Cam. Belt.....	☆T230	60K	Cam. Belt; W/SOHC Eng.	T139	60K
GALANT			MONTERO; PICKUP		
Balance Shaft Belt	☆T168	60K Federal; 100K CA	Cam. Belt.....	T139	60K
Cam. Belt.....	☆T230	60K	V-6 3.5 L		
1993			MONTERO		
4-CYL. 1.5 L			Cam. Belt.....		
MIRAGE			Cam. Belt.....		
Cam. Belt.....	☆T191	60K	Cam. Belt.....	☆T253	60K
4-CYL. 1.8 L			1993		
MIRAGE			4-CYL. 1.5 L		
Cam. Belt.....	☆T201	60K	MIRAGE		
4-CYL. 2.0 L			Cam. Belt.....		
ECLIPSE			Cam. Belt.....		
Balance Shaft Belt	☆T168	60K Federal; 100K CA	PRECIS		
Cam. Belt; W/O Turbo	☆T246	60K	Cam. Belt.....		
Cam. Belt; W/Turbo.....	☆T167	60K	Cam. Belt.....		
4-CYL. 2.4 L			4-CYL. 1.8 L		
EXPO			ECLIPSE		
Balance Shaft Belt	☆T168	60K	Balance Shaft Belt	T159	60K
Cam. Belt.....	☆T230	60K	Cam. Belt.....	T158	60K
GALANT			EXPO; MIRAGE		
Balance Shaft Belt	☆T168	60K Federal; 100K CA	Cam. Belt.....	☆T201	60K
Cam. Belt.....	☆T230	60K	4-CYL. 2.0 L		
1995			ECLIPSE		
4-CYL. 1.5 L			Balance Shaft Belt		
MIRAGE			Cam. Belt.....		
Cam. Belt.....	☆T191	60K	Balance Shaft Belt	☆T168	60K
4-CYL. 1.8 L			Cam. Belt.....		
MIRAGE			Cam. Belt.....		
Cam. Belt.....	☆T201	60K	Cam. Belt.....	☆T167	60K
4-CYL. 2.0 L			GALANT		
ECLIPSE			Balance Shaft Belt		
Balance Shaft Belt	☆T168	60K	Balance Shaft Belt	☆T168	60K
Cam. Belt.....	☆T230	60K	Cam. Belt.....	☆T232	60K
GALANT			GALANT		
Balance Shaft Belt	☆T168	60K Federal; 100K CA	Balance Shaft Belt		
Cam. Belt.....	☆T230	60K	Cam. Belt.....		
1995			Cam. Belt.....		
4-CYL. 1.5 L			Cam. Belt.....		
MIRAGE			Cam. Belt.....		
Cam. Belt.....	☆T191	60K	Cam. Belt.....	☆T232	60K

☆ Interference Engine Application.

Timing Belt Replacement Recommendations

Application	Part No.	Recommended Replacement Interval	Application	Part No.	Recommended Replacement Interval
MITSUBISHI - Continued			MITSUBISHI - Continued		
1993 - Continued			1991 - Continued		
4-CYL. 2.4 L			4-CYL. 2.0 L - Continued		
EXPO			Balance Shaft Belt; W/SOHC Eng. T159 60K		
Balance Shaft Belt ☆T168 60K			Cam. Belt; W/DOHC Eng. ☆T167 60K		
Cam. Belt ☆T230 60K			Cam. Belt; W/SOHC Eng. T155 60K		
PICKUP			4-CYL. 2.4 L		
Balance Shaft Belt T168 60K			PICKUP		
Cam. Belt T229 60K			Balance Shaft Belt T159 60K		
V-6 3.0 L			Cam. Belt T124 60K		
3000GT			V-6 3.0 L		
Cam. Belt ☆T195 60K			3000GT		
DIAMANTE			Cam. Belt ☆T195 60K		
Cam. Belt; W/DOHC Eng. ☆T195 60K			MONTERO; PICKUP		
Cam. Belt; W/SOHC Eng. T139 60K			Cam. Belt T139 60K		
MONTERO; PICKUP			1990		
Cam. Belt T139 60K			4-CYL. 1.5 L		
1992			MIRAGE; PRECIS		
4-CYL. 1.5 L			Cam. Belt ☆T128 60K		
MIRAGE			4-CYL. 1.8 L		
Cam. Belt ☆T191 60K			ECLIPSE		
PRECIS			Balance Shaft Belt T159 60K		
Cam. Belt ☆T128 60K			Cam. Belt T158 60K		
4-CYL. 1.6 L			4-CYL. 2.0 L		
MIRAGE			ECLIPSE		
Cam. Belt ☆T165 60K			Balance Shaft Belt ☆T168 60K		
4-CYL. 1.8 L			Cam. Belt ☆T167 60K		
ECLIPSE			GALANT		
Balance Shaft Belt T159 60K			Balance Shaft Belt; W/DOHC Eng. ☆T168 60K		
Cam. Belt T158 60K			Balance Shaft Belt; W/SOHC Eng. T159 60K		
EXPO			Cam. Belt; W/DOHC Eng. ☆T167 60K		
Cam. Belt ☆T201 60K			Cam. Belt; W/SOHC Eng. T155 60K		
4-CYL. 2.0 L			4-CYL. 2.4 L		
ECLIPSE			PICKUP; VAN		
Balance Shaft Belt ☆T168 60K			Balance Shaft Belt T159 60K		
Cam. Belt ☆T167 60K			Cam. Belt T124 60K		
GALANT			V-6 3.0 L		
Balance Shaft Belt; W/DOHC Eng. ☆T168 60K			MONTERO; PICKUP; SIGMA		
Balance Shaft Belt; W/SOHC Eng. T159 60K			Cam. Belt T139 60K		
Cam. Belt; W/DOHC Eng. ☆T167 60K			1989		
Cam. Belt; W/SOHC Eng. T155 60K			4-CYL. 1.5 L		
4-CYL. 2.4 L			MIRAGE		
EXPO			Cam. Belt ☆T128 60K		
Balance Shaft Belt T159 60K			PRECIS		
Cam. Belt T204 60K			Cam. Belt ☆T073 60K		
PICKUP			4-CYL. 1.6 L		
Balance Shaft Belt T159 60K			MIRAGE		
Cam. Belt T124 60K			Cam. Belt ☆T165 60K		
V-6 3.0 L			4-CYL. 2.0 L		
3000GT			GALANT		
Cam. Belt ☆T195 60K			Balance Shaft Belt; W/DOHC Eng. ☆T168 60K		
DIAMANTE			Balance Shaft Belt; W/SOHC Eng. T159 60K		
Cam. Belt; W/DOHC Eng. ☆T195 60K			Cam. Belt; W/DOHC Eng. ☆T167 60K		
Cam. Belt; W/SOHC Eng. T139 60K			Cam. Belt; W/SOHC Eng. T155 60K		
MONTERO; PICKUP			PICKUP		
Cam. Belt T139 60K			Balance Shaft Belt T159 60K		
1991			Cam. Belt T158 60K		
4-CYL. 1.5 L			4-CYL. 2.4 L		
MIRAGE			VAN		
Cam. Belt ☆T191 60K			Balance Shaft Belt T159 60K		
PRECIS			Cam. Belt T124 60K		
Cam. Belt ☆T128 60K			V-6 3.0 L		
4-CYL. 1.6 L			MONTERO; SIGMA		
MIRAGE			Cam. Belt T139 60K		
Cam. Belt ☆T165 60K			1988		
4-CYL. 1.8 L			4-CYL. 1.5 L		
ECLIPSE			MIRAGE		
Balance Shaft Belt T159 60K			Cam. Belt ☆T128 60K		
Cam. Belt T158 60K			PRECIS		
4-CYL. 2.0 L			Cam. Belt ☆T073 60K		
ECLIPSE			4-CYL. 1.6 L		
Balance Shaft Belt ☆T168 60K			MIRAGE		
Cam. Belt ☆T167 60K			Cam. Belt T093 60K		
GALANT			1987		
Balance Shaft Belt; W/DOHC Eng. ☆T168 60K			4-CYL. 1.5 L		

☆ Interference Engine Application.

Timing Belt Replacement Recommendations

Application	Part No.	Recommended Replacement Interval	Application	Part No.	Recommended Replacement Interval
MITSUBISHI - Continued			MITSUBISHI - Continued		
1988 - Continued			1985 - Continued		
4-CYL. 1.8 L CORDIA; TREDIA			4-CYL. 1.8 L CORDIA; TREDIA		
Balance Shaft Belt	T159	60K	Balance Shaft Belt	T159	60K
Cam. Belt.....	T158	60K	Cam. Belt.....	T089	60K
4-CYL. 2.0 L CORDIA; PICKUP; TREDIA			4-CYL. 2.0 L CORDIA		
Balance Shaft Belt	T159	60K	Balance Shaft Belt	T159	60K
Cam. Belt.....	T158	60K	Cam. Belt.....	T089	60K
4-CYL. 2.4 L VAN			PICKUP		
Balance Shaft Belt	T159	60K	Balance Shaft Belt	T090	60K
Cam. Belt.....	T124	60K	Cam. Belt.....	T089	60K
V-6 3.0 L GALANT			TREDIA		
Cam. Belt.....	T139	60K	Balance Shaft Belt	T159	60K
			Cam. Belt.....	T089	60K
1987			4-CYL. 2.3 L DIESEL PICKUP		
4-CYL. 1.5 L MIRAGE			Balance Shaft Belt	☆T092	50K
Cam. Belt.....	☆T128	60K	Cam. Belt.....	☆T091	50K
PRECIS			4-CYL. 2.4 L GALANT		
Cam. Belt.....	☆T073	60K	Balance Shaft Belt	T159	60K
4-CYL. 1.6 L MIRAGE			Cam. Belt.....	T124	60K
Cam. Belt.....	T093	60K			
4-CYL. 1.8 L CORDIA; TREDIA			1984		
Balance Shaft Belt	T159	60K	4-CYL. 1.8 L CORDIA; TREDIA		
Cam. Belt.....	T158	60K	Balance Shaft Belt	T090	60K
4-CYL. 2.0 L CORDIA; PICKUP; TREDIA			Cam. Belt.....	T089	60K
Balance Shaft Belt	T159	60K	4-CYL. 2.0 L CORDIA; PICKUP; TREDIA		
Cam. Belt.....	T158	60K	Balance Shaft Belt	T090	60K
4-CYL. 2.4 L GALANT; VAN			Cam. Belt.....	T089	60K
Balance Shaft Belt	T159	60K	4-CYL. 2.3 L DIESEL PICKUP		
Cam. Belt.....	T124	60K	Balance Shaft Belt	☆T092	50K
			Cam. Belt.....	☆T091	50K
1986			1983		
4-CYL. 1.5 L MIRAGE			4-CYL. 1.8 L CORDIA; TREDIA		
Cam. Belt.....	☆T073	60K	Balance Shaft Belt	T090	60K
4-CYL. 1.6 L MIRAGE			Cam. Belt.....	T089	60K
Cam. Belt.....	T093	60K	4-CYL. 2.0 L PICKUP		
4-CYL. 1.8 L CORDIA; TREDIA			Balance Shaft Belt	T090	60K
Balance Shaft Belt	T159	60K	Cam. Belt.....	T089	60K
Cam. Belt.....	T089	60K	4-CYL. 2.3 L DIESEL PICKUP		
4-CYL. 2.0 L CORDIA			Balance Shaft Belt	☆T092	50K
Balance Shaft Belt	T159	60K	Cam. Belt.....	☆T091	50K
Cam. Belt.....	T089	60K	NISSAN		
PICKUP			2004-2003		
Balance Shaft Belt	T090	60K	V-6 3.3 L FRONTIER; XTERRA		
Cam. Belt.....	T089	60K	Cam. Belt.....	☆T249	105K
TREDIA			2002-2001		
Balance Shaft Belt	T159	60K	V-6 3.3 L FRONTIER; QUEST; XTERRA		
Cam. Belt.....	T089	60K	Cam. Belt.....	☆T249	105K
4-CYL. 2.4 L GALANT			2000		
Balance Shaft Belt	T159	60K	V-6 3.3 L FRONTIER; PATHFINDER; QUEST; XTERRA		
Cam. Belt.....	T124	60K	Cam. Belt.....	☆T249	105K
			1999		
1985			V-6 3.3 L FRONTIER; PATHFINDER; QUEST		
4-CYL. 1.5 L MIRAGE			Cam. Belt.....	☆T249	105K
Cam. Belt.....	☆T073	60K			
4-CYL. 1.6 L MIRAGE					
Cam. Belt.....	T093	60K			

☆ Interference Engine Application.

Timing Belt Replacement Recommendations

Application	Part No.	Recommended Replacement Interval	Application	Part No.	Recommended Replacement Interval
NISSAN - Continued			NISSAN - Continued		
1998-1997			1991-1990 - Continued		
V-6 3.0 L QUEST Cam. Belt.....	☆T249	60K	V-6 3.0 L - Continued MAXIMA; PATHFINDER; PICKUP Cam. Belt.....	☆T104	60K
V-6 3.3 L PATHFINDER Cam. Belt.....	☆T249	105K	1989		
1996			4-CYL. 1.8 L PULSAR NX Cam. Belt.....	☆T137	60K
V-6 3.0 L 300ZX Cam. Belt.....	☆T251	60K Turbo; 105K Non-Turbo	4-CYL. 2.0 L STANZA Cam. Belt.....	☆T078	60K
QUEST Cam. Belt.....	☆T249	60K	V-6 3.0 L 300ZX; MAXIMA; PATHFINDER; PICKUP Cam. Belt.....	☆T104	60K
V-6 3.0 L (CANADA) PICKUP Cam. Belt.....	☆T249	105K	1988		
V-6 3.3 L PATHFINDER Cam. Belt.....	☆T249	60K	4-CYL. 1.6 L PULSAR NX; SENTRA Cam. Belt.....	☆T077	60K
1995			4-CYL. 1.8 L PULSAR NX Cam. Belt.....	☆T137	60K
V-6 3.0 L 300ZX Cam. Belt.....	☆T251	60K Turbo; 105K Non-Turbo	4-CYL. 2.0 L 200SX; STANZA Cam. Belt.....	☆T078	60K
PATHFINDER; PICKUP; QUEST Cam. Belt.....	☆T249	60K	4-CYL. 2.0 L (CANADA) MULTI Cam. Belt.....	☆T078	60K
1994			V-6 3.0 L 200SX; 300ZX; MAXIMA; PATHFINDER; PICKUP Cam. Belt.....	☆T104	60K
V-6 3.0 L 300ZX Cam. Belt.....	☆T251	60K Turbo; 105K Non-Turbo	1987		
MAXIMA Cam. Belt; W/SOHC Eng.; W/Round Tooth Sprockets.....	☆T249	60K	4-CYL. 1.6 L PULSAR NX Cam. Belt; Eng. Designation CA16DE.....	☆T137	60K
Cam. Belt; W/SOHC Eng.; W/Square Tooth Sprockets.....	☆T104	60K	Cam. Belt; Eng. Designation E16i.....	☆T077	60K
PATHFINDER; PICKUP; QUEST Cam. Belt; W/Round Tooth Sprockets.....	☆T249	60K	SENTRA Cam. Belt.....	☆T077	60K
Cam. Belt; W/Square Tooth Sprockets.....	☆T104	60K	4-CYL. 1.7 L DIESEL (CANADA) SENTRA Cam. Belt.....	☆T096	60K
1993			Inj. Pump Belt.....	☆T097	60K
V-6 3.0 L 300ZX Cam. Belt.....	☆T180	60K Turbo; 105K Non-Turbo	4-CYL. 1.8 L (CANADA) 200SX Cam. Belt.....	T100	60K
MAXIMA Cam. Belt; W/SOHC Eng.; W/Round Tooth Sprockets.....	☆T249	60K	4-CYL. 2.0 L 200SX; STANZA Cam. Belt.....	☆T078	60K
Cam. Belt; W/SOHC Eng.; W/Square Tooth Sprockets.....	☆T104	60K	4-CYL. 2.0 L (CANADA) MULTI Cam. Belt.....	☆T078	60K
PATHFINDER; PICKUP; QUEST Cam. Belt; W/Round Tooth Sprockets.....	☆T249	60K	V-6 3.0 L 200SX; 300ZX; MAXIMA; PATHFINDER; PICKUP Cam. Belt.....	☆T104	60K
Cam. Belt; W/Square Tooth Sprockets.....	☆T104	60K	1986		
1992			4-CYL. 1.6 L PULSAR NX; SENTRA Cam. Belt.....	☆T077	60K
V-6 3.0 L 300ZX Cam. Belt.....	☆T180	60K	4-CYL. 1.7 L DIESEL SENTRA Cam. Belt.....	☆T096	60K
MAXIMA Cam. Belt; W/SOHC Eng.....	☆T104	60K	Inj. Pump Belt.....	☆T097	60K
PATHFINDER; PICKUP Cam. Belt.....	☆T104	60K	4-CYL. 1.8 L 200SX Cam. Belt.....	T100	60K
1991-1990			4-CYL. 2.0 L 200SX; STANZA Cam. Belt.....	☆T078	60K
V-6 3.0 L 300ZX Cam. Belt.....	☆T180	60K			

☆ Interference Engine Application.

Timing Belt Replacement Recommendations

Application	Part No.	Recommended Replacement Interval	Application	Part No.	Recommended Replacement Interval
NISSAN - Continued			OLDSMOBILE		
1986 - Continued			1996		
4-CYL. 2.0 L (CANADA)			V-6 3.4 L		
MULTI			CUTLASS SUPREME		
Cam. Belt.....	☆T078	60K	Cam. Belt.....	☆T273	60K
V-6 3.0 L			1995-1991		
300ZX; MAXIMA; PICKUP			V-6 3.4 L		
Cam. Belt.....	☆T104	60K	CUTLASS SUPREME		
1985			Cam. Belt.....		
4-CYL. 1.6 L			T192		
PULSAR NX; SENTRA			60K		
Cam. Belt.....	☆T077	60K	1988-1987		
4-CYL. 1.7 L DIESEL			4-CYL. 2.0 L		
SENTRA			FIRENZA		
Cam. Belt.....	☆T096	60K	Cam. Belt; Eng. VIN K.....		
Inj. Pump Belt.....	☆T097	60K	T081		
4-CYL. 1.8 L			1986-1983		
200SX			4-CYL. 1.8 L		
Cam. Belt.....	T100	60K	FIRENZA		
4-CYL. 2.0 L			Cam. Belt.....		
200SX; STANZA			T081		
Cam. Belt.....	☆T078	60K	1982		
V-6 3.0 L			4-CYL. 1.8 L		
300ZX; MAXIMA			FIRENZA		
Cam. Belt.....	☆T104	60K	Cam. Belt; Eng. VIN O.....		
1984			T081		
4-CYL. 1.5 L			PASSPORT		
PULSAR NX			1992-1991		
Cam. Belt.....	☆T077	60K	4-CYL. 1.6 L (CANADA)		
4-CYL. 1.6 L			OPTIMA		
PULSAR NX; SENTRA			Cam. Belt.....		
Cam. Belt.....	☆T077	60K	T148		
4-CYL. 1.7 L DIESEL			1990		
SENTRA			4-CYL. 1.6 L (CANADA)		
Cam. Belt.....	☆T096	60K	OPTIMA		
Inj. Pump Belt.....	☆T097	60K	Cam. Belt.....		
4-CYL. 1.8 L			T148		
200SX			4-CYL. 2.0 L (CANADA)		
Cam. Belt.....	T100	60K	OPTIMA		
4-CYL. 2.0 L			Cam. Belt.....		
200SX; STANZA			T163		
Cam. Belt.....	☆T078	60K	1989		
V-6 3.0 L			4-CYL. 1.6 L (CANADA)		
300ZX			OPTIMA		
Cam. Belt.....	☆T104	60K	Cam. Belt.....		
1983			T148		
4-CYL. 1.5 L			4-CYL. 2.0 L (CANADA)		
PULSAR NX; SENTRA			OPTIMA		
Cam. Belt.....	☆T077	60K	Cam. Belt.....		
4-CYL. 1.6 L			T081		
PULSAR NX; SENTRA			1988		
Cam. Belt.....	☆T077	60K	4-CYL. 1.6 L (CANADA)		
4-CYL. 1.7 L DIESEL			OPTIMA		
SENTRA			Cam. Belt.....		
Cam. Belt.....	☆T096	60K	T148		
Inj. Pump Belt.....	☆T097	60K	4-CYL. 2.0 L (CANADA)		
4-CYL. 2.0 L			OPTIMA		
STANZA			Cam. Belt.....		
Cam. Belt.....	☆T078	60K	T081		
1982			1988		
4-CYL. 1.5 L			4-CYL. 1.6 L (CANADA)		
310; SENTRA			OPTIMA		
Cam. Belt.....	☆T077	60K	Cam. Belt.....		
4-CYL. 2.0 L			T148		
STANZA			PEUGEOT		
Cam. Belt.....	☆T078	60K	1991-1990		
1982			4-CYL. 1.9 L		
4-CYL. 1.5 L			405		
310; SENTRA			Cam. Belt; W/DOHC Eng.....		
Cam. Belt.....	☆T077	60K	T188		
4-CYL. 2.0 L			Cam. Belt; W/SOHC Eng.....		
STANZA			T189		
Cam. Belt.....	☆T078	60K	4-CYL. 2.2 L		
1982			505		
4-CYL. 1.5 L			Cam. Belt.....		
310; SENTRA			T140		
Cam. Belt.....	☆T077	60K	1989		
4-CYL. 2.0 L			4-CYL. 1.9 L		
STANZA			405		
Cam. Belt.....	☆T078	60K	Cam. Belt; W/DOHC Eng.....		
1982			T188		
4-CYL. 1.5 L			Cam. Belt; W/SOHC Eng.....		
310; SENTRA			T189		
Cam. Belt.....	☆T077	60K	4-CYL. 2.2 L		
4-CYL. 2.0 L			505		
STANZA			Cam. Belt; W/O Turbo.....		
Cam. Belt.....	☆T078	60K	T140		

☆ Interference Engine Application.

Timing Belt Replacement Recommendations

Application	Part No.	Recommended Replacement Interval	Application	Part No.	Recommended Replacement Interval
PEUGEOT - Continued			PLYMOUTH - Continued		
1988-1987			1997 - Continued		
4-CYL. 2.2 L			V-6 3.5 L		
505			PROWLER		
Cam. Belt; W/O Turbo	T140	60K	Cam. Belt.....	T255	105K
PLYMOUTH			1996		
2001			4-CYL. 2.0 L		
4-CYL. 2.0 L			BREEZE		
NEON			Cam. Belt..... ☆T245		
Cam. Belt.....	☆T245	105K	105K		
V-6 3.5 L			NEON		
PROWLER			Cam. Belt; W/DOHC Eng. ☆T246		
Cam. Belt.....	☆T295	105K	Cam. Belt; W/SOHC Eng..... ☆T245		
2000			105K		
4-CYL. 2.0 L			4-CYL. 2.4 L		
BREEZE; NEON			GRAND VOYAGER; VOYAGER		
Cam. Belt.....	☆T245	105K	Cam. Belt..... T265		
4-CYL. 2.4 L			4-CYL. 2.4 L (CANADA)		
BREEZE; VOYAGER			BREEZE		
Cam. Belt.....	T265	105K	Cam. Belt..... T265		
V-6 3.0 L			V-6 3.0 L		
GRAND VOYAGER; VOYAGER			GRAND VOYAGER; VOYAGER		
Cam. Belt.....	T139	60K	Cam. Belt..... T139		
V-6 3.5 L			V-6 3.5 L		
PROWLER			PROWLER		
Cam. Belt.....	☆T295	105K	Cam. Belt..... ☆T295		
1999			1995		
4-CYL. 2.0 L			4-CYL. 1.5 L (CANADA)		
BREEZE			COLT		
Cam. Belt.....	☆T245	105K	Cam. Belt..... ☆T191		
105K			105K		
NEON			4-CYL. 2.0 L		
Cam. Belt; W/DOHC Eng. ☆T246	105K		NEON		
Cam. Belt; W/SOHC Eng..... ☆T245	105K		Cam. Belt; W/DOHC Eng. ☆T246		
4-CYL. 2.4 L			Cam. Belt; W/SOHC Eng..... ☆T245		
BREEZE; VOYAGER			105K		
Cam. Belt.....	T265	105K	4-CYL. 2.5 L		
V-6 3.0 L			ACCLAIM; VOYAGER		
GRAND VOYAGER; VOYAGER			Cam. Belt..... T153		
Cam. Belt.....	T139	60K	105K		
V-6 3.5 L			V-6 3.0 L		
PROWLER			ACCLAIM; GRAND VOYAGER; VOYAGER		
Cam. Belt.....	☆T295	105K	Cam. Belt..... T139		
1998			1994-1993		
4-CYL. 2.0 L			4-CYL. 1.5 L		
BREEZE			COLT		
Cam. Belt.....	☆T245	105K	Cam. Belt..... ☆T191		
105K			60K		
NEON			4-CYL. 1.8 L		
Cam. Belt; W/DOHC Eng. ☆T246	105K		COLT		
Cam. Belt; W/SOHC Eng..... ☆T245	105K		Cam. Belt..... ☆T201		
4-CYL. 2.4 L			60K		
BREEZE; VOYAGER			LASER		
Cam. Belt.....	T265	105K	Balance Shaft Belt T159		
V-6 3.0 L			Cam. Belt..... T158		
GRAND VOYAGER; VOYAGER			60K		
Cam. Belt.....	T139	60K	4-CYL. 2.0 L		
1997			LASER		
4-CYL. 2.0 L			Balance Shaft Belt ☆T168		
BREEZE			Cam. Belt..... ☆T167		
Cam. Belt.....	☆T245	105K	60K		
105K			60K		
NEON			4-CYL. 2.2 L		
Cam. Belt; W/DOHC Eng. ☆T246	105K		SUNDANCE		
Cam. Belt; W/SOHC Eng..... ☆T245	105K		Cam. Belt..... T153		
4-CYL. 2.4 L			60K		
BREEZE; VOYAGER			4-CYL. 2.4 L		
Cam. Belt.....	T265	105K	COLT		
V-6 3.0 L			Balance Shaft Belt ☆T168		
GRAND VOYAGER; VOYAGER			Cam. Belt..... ☆T230		
Cam. Belt.....	T139	60K	60K		
1997			4-CYL. 2.5 L		
4-CYL. 2.0 L			ACCLAIM; SUNDANCE; VOYAGER		
BREEZE			Cam. Belt..... T153		
Cam. Belt.....	☆T245	105K	60K		
105K			V-6 3.0 L		
NEON			ACCLAIM; GRAND VOYAGER; SUNDANCE; VOYAGER		
Cam. Belt; W/DOHC Eng. ☆T246	105K		Cam. Belt..... T139		
Cam. Belt; W/SOHC Eng..... ☆T245	105K		60K		
4-CYL. 2.4 L			1992		
BREEZE; GRAND VOYAGER; VOYAGER			4-CYL. 1.5 L		
Cam. Belt.....	T265	105K	COLT		
V-6 3.0 L			Cam. Belt..... ☆T191		
GRAND VOYAGER; VOYAGER			60K		
Cam. Belt.....	T139	60K	4-CYL. 1.8 L		
1997			COLT		
4-CYL. 2.0 L			Cam. Belt..... ☆T201		
BREEZE			60K		
Cam. Belt.....	☆T245	105K	LASER		
105K			Balance Shaft Belt T159		
NEON			60K		
Cam. Belt; W/DOHC Eng. ☆T246	105K				
Cam. Belt; W/SOHC Eng..... ☆T245	105K				
4-CYL. 2.4 L					
BREEZE; GRAND VOYAGER; VOYAGER					
Cam. Belt.....	T265	105K			
V-6 3.0 L					
GRAND VOYAGER; VOYAGER					
Cam. Belt.....	T139	60K			

☆ Interference Engine Application.

Timing Belt Replacement Recommendations

Application	Part No.	Recommended Replacement Interval	Application	Part No.	Recommended Replacement Interval
PLYMOUTH - Continued			PLYMOUTH - Continued		
1992 - Continued			1990 - Continued		
4-CYL. 1.8 L - Continued			V-6 3.0 L		
Cam. Belt.....	T158	60K	ACCLAIM; VOYAGER		
4-CYL. 2.0 L			Cam. Belt.....	T139	60K
LASER			1989		
Balance Shaft Belt	☆T168	60K	4-CYL. 1.5 L		
Cam. Belt.....	☆T167	60K	COLT		
4-CYL. 2.2 L			Cam. Belt.....	☆T128	60K
SUNDANCE			4-CYL. 1.6 L		
Cam. Belt.....	T153	60K	COLT		
4-CYL. 2.4 L			Cam. Belt; W/O Turbo	☆T093	60K
COLT			Cam. Belt; W/Turbo.....	T165	60K
Balance Shaft Belt	T159	60K	4-CYL. 1.8 L		
Cam. Belt.....	T204	60K	COLT		
4-CYL. 2.5 L			Cam. Belt.....	T093	60K
ACCLAIM; SUNDANCE; VOYAGER			4-CYL. 2.0 L		
Cam. Belt.....	T153	60K	COLT		
V-6 3.0 L			Balance Shaft Belt	T159	60K
ACCLAIM; GRAND VOYAGER; SUNDANCE; VOYAGER			Cam. Belt.....	T158	60K
Cam. Belt.....	T139	60K	4-CYL. 2.2 L		
1991			HORIZON; RELIANT; SUNDANCE		
4-CYL. 1.5 L			Cam. Belt.....	T153	60K
COLT			4-CYL. 2.2 L (CANADA)		
Cam. Belt; Eng. VIN A.....	☆T191	60K	EXPO		
Cam. Belt; Eng. VIN K.....	☆T128	60K	Cam. Belt.....	T153	60K
4-CYL. 1.8 L			4-CYL. 2.5 L		
LASER			ACCLAIM; GRAND VOYAGER; RELIANT; SUNDANCE; VOYAGER		
Balance Shaft Belt	T159	60K	Cam. Belt.....	T153	60K
Cam. Belt.....	T158	60K	V-6 3.0 L		
4-CYL. 2.0 L			ACCLAIM; GRAND VOYAGER; VOYAGER		
COLT			Cam. Belt.....	T139	60K
Balance Shaft Belt	T159	60K	1988		
Cam. Belt.....	T158	60K	4-CYL. 1.5 L		
LASER			COLT		
Balance Shaft Belt	☆T168	60K	Cam. Belt.....	☆T128	60K
Cam. Belt.....	☆T167	60K	4-CYL. 1.6 L		
4-CYL. 2.2 L			COLT		
SUNDANCE			Cam. Belt.....	T093	60K
Cam. Belt.....	T153	60K	4-CYL. 2.0 L		
4-CYL. 2.5 L			COLT		
ACCLAIM; SUNDANCE; VOYAGER			Balance Shaft Belt	T159	60K
Cam. Belt.....	T153	60K	Cam. Belt.....	T158	60K
V-6 3.0 L			4-CYL. 2.2 L		
ACCLAIM; VOYAGER			CARAVELLE; HORIZON; RELIANT; SUNDANCE		
Cam. Belt.....	T139	60K	Cam. Belt.....	T071	60K
1990			4-CYL. 2.2 L (CANADA)		
4-CYL. 1.5 L			EXPO		
COLT			Cam. Belt.....	T071	60K
Cam. Belt.....	☆T128	60K	4-CYL. 2.5 L		
4-CYL. 1.6 L			CARAVELLE; GRAND VOYAGER; RELIANT; SUNDANCE; VOYAGER		
COLT			Cam. Belt.....	T132	60K
Cam. Belt; W/DOHC Eng.	☆T165	60K	V-6 3.0 L		
Cam. Belt; W/SOHC Eng.....	☆T093	60K	GRAND VOYAGER; VOYAGER		
4-CYL. 1.8 L			Cam. Belt.....	T139	60K
COLT			1987		
Cam. Belt.....	T093	60K	4-CYL. 1.5 L		
LASER			COLT		
Balance Shaft Belt	T159	60K	Cam. Belt.....	☆T128	60K
Cam. Belt.....	T158	60K	4-CYL. 1.6 L		
4-CYL. 2.0 L			COLT		
COLT			Cam. Belt.....	T093	60K
Balance Shaft Belt	T159	60K	4-CYL. 2.0 L		
Cam. Belt.....	T158	60K	COLT		
LASER			Balance Shaft Belt	T159	60K
Balance Shaft Belt	☆T168	60K	Cam. Belt.....	T158	60K
Cam. Belt.....	☆T167	60K	4-CYL. 2.2 L		
4-CYL. 2.2 L			CARAVELLE; GRAND VOYAGER; HORIZON; RELIANT; SUNDANCE; VOYAGER		
HORIZON; SUNDANCE			Cam. Belt.....	T071	60K
Cam. Belt.....	T153	60K			
4-CYL. 2.5 L					
ACCLAIM; SUNDANCE; VOYAGER					
Cam. Belt.....	T153	60K			

☆ Interference Engine Application.

Timing Belt Replacement Recommendations

Application	Part No.	Recommended Replacement Interval	Application	Part No.	Recommended Replacement Interval
PLYMOUTH - Continued			PLYMOUTH - Continued		
1987 - Continued			1983 - Continued		
4-CYL. 2.2 L (CANADA)			4-CYL. 2.2 L		
EXPO			HORIZON; RELIANT; SCAMP PICKUP		
Cam. Belt.....	T071	60K	Cam. Belt.....	T071	60K
4-CYL. 2.5 L			4-CYL. 2.2 L (CANADA)		
CARAVELLE; RELIANT; VOYAGER			CARAVELLE		
Cam. Belt.....	T114	60K	Cam. Belt.....	T071	60K
V-6 3.0 L			1982-1981		
GRAND VOYAGER; VOYAGER			4-CYL. 1.4 L		
Cam. Belt.....	T139	60K	CHAMP		
1986			Cam. Belt..... ☆T073		
4-CYL. 1.5 L			60K		
COLT			4-CYL. 1.4 L (CANADA)		
Cam. Belt.....	☆T073	60K	COLT		
4-CYL. 1.6 L			Cam. Belt..... ☆T073		
COLT			60K		
Cam. Belt.....	T093	60K	4-CYL. 1.6 L		
4-CYL. 2.0 L			CHAMP		
COLT			Cam. Belt..... T064		
Balance Shaft Belt	T090	60K	4-CYL. 1.6 L (CANADA)		
Cam. Belt.....	T089	60K	COLT		
4-CYL. 2.2 L			Cam. Belt..... T064		
CARAVELLE; HORIZON; RELIANT; VOYAGER			60K		
Cam. Belt.....	T071	60K	4-CYL. 1.7 L		
4-CYL. 2.5 L			HORIZON		
CARAVELLE; RELIANT			Cam. Belt..... ☆T017		
Cam. Belt.....	T114	60K	4-CYL. 2.2 L		
1985			HORIZON; RELIANT		
4-CYL. 1.5 L			Cam. Belt..... T071		
COLT			60K		
Cam. Belt.....	☆T073	60K	1980		
4-CYL. 1.6 L			4-CYL. 1.4 L		
COLT			CHAMP		
Cam. Belt.....	T093	60K	Cam. Belt..... ☆T073		
4-CYL. 2.0 L			60K		
COLT			4-CYL. 1.4 L (CANADA)		
Balance Shaft Belt	T090	60K	COLT		
Cam. Belt.....	T089	60K	Cam. Belt..... ☆T073		
4-CYL. 2.2 L			60K		
CARAVELLE; HORIZON; RELIANT; VOYAGER			4-CYL. 1.6 L		
Cam. Belt.....	T071	60K	ARROW; CHAMP		
1984			Balance Shaft Belt		
4-CYL. 1.4 L			T062		
COLT			Cam. Belt; W/Balance Shaft		
Cam. Belt.....	☆T073	60K	T013		
4-CYL. 1.6 L			Cam. Belt; W/O Balance Shaft.....		
COLT			T064		
Cam. Belt.....	T093	60K	4-CYL. 1.6 L (CANADA)		
4-CYL. 2.0 L			COLT		
COLT			Balance Shaft Belt		
Balance Shaft Belt	T090	60K	T062		
Cam. Belt.....	T089	60K	Cam. Belt; W/Balance Shaft		
4-CYL. 2.2 L			T013		
HORIZON; RELIANT; VOYAGER			Cam. Belt; W/O Balance Shaft.....		
Cam. Belt.....	T071	60K	T064		
4-CYL. 2.2 L (CANADA)			4-CYL. 1.7 L		
CARAVELLE			HORIZON		
Cam. Belt.....	T071	60K	Cam. Belt..... ☆T017		
1983			60K		
4-CYL. 1.4 L			1979		
COLT			4-CYL. 104		
Cam. Belt.....	☆T073	60K	HORIZON		
4-CYL. 1.6 L			Cam. Belt..... ☆T017		
COLT			60K		
Cam. Belt.....	T093	60K	4-CYL. 86		
4-CYL. 1.7 L			CHAMP		
HORIZON			Cam. Belt..... ☆T073		
Cam. Belt.....	☆T017	60K	4-CYL. 86 (CANADA)		
1978			COLT		
4-CYL. 104			Cam. Belt..... ☆T073		
HORIZON			60K		
Cam. Belt.....	☆T017	60K	4-CYL. 98		
1977			ARROW; CHAMP; SAPPORO		
4-CYL. 104			Balance Shaft Belt		
HORIZON			T062		
Cam. Belt.....	☆T017	60K	Cam. Belt; W/Balance Shaft		
1976			T013		
4-CYL. 104			Cam. Belt; W/O Balance Shaft.....		
HORIZON			T064		
Cam. Belt.....	☆T017	60K	1975		
1975			4-CYL. 104		
4-CYL. 104			HORIZON		
HORIZON			Cam. Belt..... ☆T017		
Cam. Belt.....	☆T017	60K	60K		

☆ Interference Engine Application.

Timing Belt Replacement Recommendations

Application	Part No.	Recommended Replacement Interval	Application	Part No.	Recommended Replacement Interval
PLYMOUTH - Continued			PONTIAC - Continued		
1978 - Continued			1996 - Continued		
4-CYL. 98			V-6 3.4 L		
ARROW; SAPPORO			GRAND PRIX		
Balance Shaft Belt	T062	60K	Cam. Belt.....	☆T273	60K
Cam. Belt; W/Balance Shaft	T013	60K	1995		
Cam. Belt; W/O Balance Shaft.....	T064	60K	3-CYL. 1.0 L (CANADA)		
4-CYL. 98 (CANADA)			FIREFLY		
COLT			Cam. Belt.....		
Balance Shaft Belt	T062	60K	T241		
Cam. Belt; W/Balance Shaft	T013	60K	4-CYL. 1.3 L (CANADA)		
Cam. Belt; W/O Balance Shaft.....	T064	60K	FIREFLY		
1977			Cam. Belt.....		
4-CYL. 98			T272		
ARROW			4-CYL. 1.6 L (CANADA)		
Balance Shaft Belt	T062	60K	SUNRUNNER		
Cam. Belt.....	T013	60K	Cam. Belt.....		
4-CYL. 98 (CANADA)			T164		
COLT			V-6 3.4 L		
Balance Shaft Belt	T062	60K	GRAND PRIX		
Cam. Belt.....	T013	60K	Cam. Belt.....		
PONTIAC			T192		
2010			1994		
4-CYL. 1.6 L			3-CYL. 1.0 L (CANADA)		
G3			FIREFLY		
Cam. Belt.....	☆T338	100K	Cam. Belt.....		
2009			T241		
4-CYL. 1.6 L			4-CYL. 1.6 L (CANADA)		
G3			SUNRUNNER		
Cam. Belt.....	☆T338	100K	Cam. Belt.....		
4-CYL. 1.6 L (CANADA)			T164		
G3 WAVE; WAVE			4-CYL. 2.0 L		
Cam. Belt.....	☆T338	100K	SUNBIRD		
2008-2005			Cam. Belt.....		
4-CYL. 1.6 L (CANADA)			T163		
WAVE			V-6 3.4 L		
Cam. Belt.....	☆T335	60K	GRAND PRIX		
2000-1998			Cam. Belt.....		
3-CYL. 1.0 L (CANADA)			T192		
FIREFLY			1993-1992		
Cam. Belt.....	T194	100K	4-CYL. 1.6 L		
4-CYL. 1.3 L (CANADA)			LEMANS		
FIREFLY			Cam. Belt.....		
Cam. Belt.....	T194	Inspect at 60K; Replace at 100K	☆T203		
1997			4-CYL. 2.0 L		
3-CYL. 1.0 L (CANADA)			SUNBIRD		
FIREFLY			Cam. Belt.....		
Cam. Belt.....	T194	60K	T163		
4-CYL. 1.3 L (CANADA)			V-6 3.4 L		
FIREFLY			GRAND PRIX		
Cam. Belt.....	T272	60K	Cam. Belt.....		
4-CYL. 1.6 L (CANADA)			T192		
SUNRUNNER			1991		
Cam. Belt.....	☆T212	60K	3-CYL. 1.0 L (CANADA)		
1996			FIREFLY		
3-CYL. 1.0 L (CANADA)			Cam. Belt.....		
FIREFLY			T166		
Cam. Belt.....	T194	60K	4-CYL. 1.6 L		
4-CYL. 1.3 L (CANADA)			LEMANS		
FIREFLY			Cam. Belt.....		
Cam. Belt.....	T272	60K	☆T203		
4-CYL. 1.6 L (CANADA)			4-CYL. 2.0 L		
SUNRUNNER			SUNBIRD		
Cam. Belt.....	☆T212	60K	Cam. Belt.....		
1990			T163		
3-CYL. 1.0 L (CANADA)			V-6 3.4 L		
FIREFLY			GRAND PRIX		
Cam. Belt.....	T166	60K	Cam. Belt.....		
4-CYL. 1.6 L			T192		
LEMANS			1990		
Cam. Belt; W/O Tensioner Pulley.....	☆T148	60K	3-CYL. 1.0 L (CANADA)		
Cam. Belt; W/Tensioner Pulley.....	☆T203	60K	FIREFLY		
4-CYL. 2.0 L			Cam. Belt.....		
LEMANS; SUNBIRD			T166		
Cam. Belt.....	T163	60K	4-CYL. 1.6 L		

☆ Interference Engine Application.

Timing Belt Replacement Recommendations

Application	Part No.	Recommended Replacement Interval	Application	Part No.	Recommended Replacement Interval
PONTIAC - Continued			PONTIAC - Continued		
1989			1984 - Continued		
3-CYL. 1.0 L (CANADA)			4-CYL. 1.6 L (CANADA)		
FIREFLY			ACADIAN		
Cam. Belt.....	T166	60K	Cam. Belt.....	T061	60K
4-CYL. 1.6 L			4-CYL. 1.8 L		
LEMANS			2000 SUNBIRD		
Cam. Belt.....	☆T148	60K	Cam. Belt.....	T081	60K
4-CYL. 2.0 L			4-CYL. 1.8 L DIESEL (CANADA)		
GRAND AM			ACADIAN		
Cam. Belt.....	T163	60K	Cam. Belt.....	☆T076	60K
LEMANS			1983		
Cam. Belt; 1st Design.....	T081	60K	4-CYL. 1.6 L		
Cam. Belt; 2nd Design.....	T163	60K	1000		
SUNBIRD			Cam. Belt.....		
Cam. Belt.....	T163	60K	T061		
1988			60K		
3-CYL. 1.0 L (CANADA)			4-CYL. 1.6 L (CANADA)		
FIREFLY			ACADIAN		
Cam. Belt.....	T095	60K	Cam. Belt.....	T061	60K
4-CYL. 1.5 L (CANADA)			4-CYL. 1.8 L		
SUNBURST			2000		
Cam. Belt; Apr. 30, 1987 & Older.....	☆T118	60K	Cam. Belt.....	T081	60K
Cam. Belt; May 1, 1987 & Newer.....	☆T162	60K	4-CYL. 1.8 L DIESEL (CANADA)		
4-CYL. 1.6 L			ACADIAN		
LEMANS			Cam. Belt.....		
Cam. Belt.....	☆T148	60K	☆T076		
4-CYL. 2.0 L			1982		
GRAND AM; SUNBIRD			4-CYL. 1.6 L		
Cam. Belt.....	T081	60K	T1000		
1987			Cam. Belt.....		
3-CYL. 1.0 L (CANADA)			T061		
FIREFLY			60K		
Cam. Belt.....	T095	60K	4-CYL. 1.6 L (CANADA)		
4-CYL. 1.5 L (CANADA)			ACADIAN		
SUNBURST			Cam. Belt.....		
Cam. Belt.....	☆T162	60K	T061		
4-CYL. 1.6 L			60K		
1000			4-CYL. 1.8 L		
Cam. Belt.....	T061	60K	J2000		
4-CYL. 1.6 L (CANADA)			Cam. Belt; Eng. VIN O.....		
ACADIAN			T081		
Cam. Belt.....	T061	60K	60K		
4-CYL. 2.0 L			4-CYL. 1.8 L DIESEL (CANADA)		
GRAND AM; SUNBIRD			ACADIAN		
Cam. Belt.....	T081	60K	Cam. Belt.....		
1986-1985			☆T076		
3-CYL. 1.0 L (CANADA)			60K		
FIREFLY			1981		
Cam. Belt.....	T095	60K	4-CYL. 1.6 L		
4-CYL. 1.5 L (CANADA)			T1000		
SUNBURST			Cam. Belt.....		
Cam. Belt; Optional Belt.....	☆T118	60K	T061		
Cam. Belt; Preferred Belt.....	☆T162	60K	60K		
4-CYL. 1.6 L			4-CYL. 1.6 L (CANADA)		
1000			ACADIAN		
Cam. Belt.....	T061	60K	Cam. Belt.....		
4-CYL. 1.6 L (CANADA)			T061		
ACADIAN			60K		
Cam. Belt.....	T061	60K	4-CYL. 1.8 L DIESEL (CANADA)		
4-CYL. 1.8 L			ACADIAN		
SUNBIRD			Cam. Belt.....		
Cam. Belt.....	T081	60K	☆T076		
4-CYL. 1.8 L DIESEL (CANADA)			60K		
ACADIAN			1980		
Cam. Belt.....	☆T076	60K	4-CYL. 1.6 L (CANADA)		
1984			ACADIAN		
4-CYL. 1.6 L			Cam. Belt.....		
1000			T061		
Cam. Belt.....	T061	60K	60K		
1979			4-CYL. 98 (CANADA)		
4-CYL. 98 (CANADA)			ACADIAN		
ACADIAN			Cam. Belt.....		
Cam. Belt.....	T061	60K	T061		
1978			60K		
4-CYL. 98 (CANADA)			1977		
ACADIAN			4-CYL. 85 (CANADA)		
Cam. Belt.....	T039	60K	ACADIAN		
1977			Cam. Belt.....		
4-CYL. 85 (CANADA)			T039		
ACADIAN			60K		
Cam. Belt.....	T039	60K	4-CYL. 98 (CANADA)		
4-CYL. 98 (CANADA)			ACADIAN		
ACADIAN			Cam. Belt.....		
Cam. Belt.....	T039	60K	T039		
1976			60K		

☆ Interference Engine Application.

Timing Belt Replacement Recommendations

Application	Part No.	Recommended Replacement Interval	Application	Part No.	Recommended Replacement Interval
PONTIAC - Continued			PORSCHE - Continued		
1976			1991		
4-CYL. 85 (CANADA)			4-CYL. 3.0 L		
ACADIAN			944		
Cam. Belt.....	T037	60K	Balance Shaft Belt	☆T293	45K
4-CYL. 98 (CANADA)			Cam. Belt.....	☆T152	45K
ACADIAN			6-CYL. 3.3 L		
Cam. Belt.....	T037	60K	911		
PORSCHE			A.P.....	T213	Inspect at 15K; Replace as needed
1998-1996			V-8 5.0 L		
6-CYL. 3.6 L			928		
911			Cam. Belt.....	☆T196	60K
P.S.....	T290	Inspect at 15K; Replace as needed	1990		
1995			4-CYL. 3.0 L		
4-CYL. 3.0 L			944		
968			Balance Shaft Belt	☆T293	45K
Balance Shaft Belt	☆T293	45K	Cam. Belt.....	☆T152	45K
Cam. Belt.....	☆T152	45K	6-CYL. 3.6 L		
V-8 5.4 L			911		
928			A.P.....	T213	Inspect at 15K; Replace as needed
Cam. Belt.....	☆T196	60K	V-8 5.0 L		
1994			928		
4-CYL. 3.0 L			Cam. Belt.....	☆T196	60K
968			1989		
Balance Shaft Belt	☆T293	45K	4-CYL. 2.5 L		
Cam. Belt.....	☆T152	45K	944		
6-CYL. 3.6 L			Balance Shaft Belt	☆T293	45K
911			Cam. Belt.....	☆T107	45K
A.P.; W/Turbo.....	T213	Inspect at 15K; Replace as needed	4-CYL. 2.7 L		
P.S.; W/O Turbo.....	T222	Inspect at 15K; Replace as needed	944		
V-8 5.4 L			Balance Shaft Belt	☆T293	45K
928			Cam. Belt.....	☆T107	45K
Cam. Belt.....	☆T196	60K	4-CYL. 3.0 L		
1993			944		
4-CYL. 3.0 L			Balance Shaft Belt	☆T293	45K
968			Cam. Belt.....	☆T152	45K
Balance Shaft Belt	☆T293	45K	6-CYL. 3.2 L		
Cam. Belt.....	☆T152	45K	911		
6-CYL. 3.6 L			A.P.....	T213	Inspect at 15K; Replace as needed
911			6-CYL. 3.3 L		
P.S.....	T222	Inspect at 15K; Replace as needed	911		
V-8 5.4 L			A.P.....	T213	Inspect at 15K; Replace as needed
928			V-8 5.0 L		
Cam. Belt.....	☆T196	60K	928		
1992			Cam. Belt.....	☆T196	60K
4-CYL. 3.0 L			1988-1987		
968			4-CYL. 2.5 L		
Balance Shaft Belt	☆T293	45K	924		
Cam. Belt.....	☆T152	45K	Balance Shaft Belt	☆T293	45K
6-CYL. 3.3 L			Cam. Belt.....	☆T107	45K
911			944		
A.P.....	T213	Inspect at 15K; Replace as needed	Balance Shaft Belt	☆T293	45K
6-CYL. 3.6 L			Cam. Belt; Exc. S	☆T107	45K
911			Cam. Belt; S.....	☆T152	45K
P.S.....	T222	Inspect at 15K; Replace as needed	6-CYL. 3.2 L		
V-8 5.4 L			911		
928			A.P.....	T213	Inspect at 15K; Replace as needed
Cam. Belt.....	☆T196	60K	6-CYL. 3.3 L		
1991			911		
4-CYL. 3.0 L			A.P.....	T213	Inspect at 15K; Replace as needed
968			6-CYL. 3.3 L		
Balance Shaft Belt	☆T293	45K	911		
Cam. Belt.....	☆T152	45K	A.P.....	T213	Inspect at 15K; Replace as needed

☆ Interference Engine Application.

Timing Belt Replacement Recommendations

Application	Part No.	Recommended Replacement Interval	Application	Part No.	Recommended Replacement Interval
PORSCHE - Continued			PORSCHE - Continued		
1988-1987 - Continued			1982-1981 - Continued		
V-8 5.0 L 928			V-8 4.5 L 928		
Cam. Belt.....	☆T196	60K	Cam. Belt; Sept. 1, 1981 & Newer.....	☆T196	60K
1986			1980		
4-CYL. 2.5 L 944			4-CYL. 2.0 L 924		
Balance Shaft Belt.....	☆T293	45K	Cam. Belt.....	☆T017	45K
Cam. Belt.....	☆T107	45K	1979-1977		
6-CYL. 3.2 L 911			4-CYL. 121 924		
A.P.....	T213	Inspect at 15K; Replace as needed	Cam. Belt.....	☆T017	45K
6-CYL. 3.3 L 911			RENAULT		
A.P.....	T213	Inspect at 15K; Replace as needed	1987		
V-8 5.0 L 928			4-CYL. 1.7 L ALLIANCE		
Cam. Belt.....	☆T196	60K	Cam. Belt.....	☆T119	60K
1985			1986		
4-CYL. 2.5 L 944			4-CYL. 1.7 L ALLIANCE; ENCORE		
Balance Shaft Belt.....	☆T293	45K	Cam. Belt.....	☆T119	60K
Cam. Belt.....	☆T107	45K	4-CYL. 2.2 L SPORTWAGON		
6-CYL. 3.2 L 911			Cam. Belt.....	T140	60K
A.P.....	T213	Inspect at 15K; Replace as needed	1985		
6-CYL. 3.3 L (CANADA) 911			4-CYL. 1.7 L ALLIANCE; ENCORE		
A.P.....	T213	Inspect at 15K; Replace as needed	Cam. Belt.....	☆T119	60K
V-8 5.0 L 928			4-CYL. 2.2 L FUEGO; SPORTWAGON		
Cam. Belt.....	☆T196	60K	Cam. Belt.....	T140	60K
1984			1984		
4-CYL. 2.5 L 944			4-CYL. 2.2 L FUEGO; SPORTWAGON		
Balance Shaft Belt.....	☆T293	45K	Cam. Belt.....	T140	60K
Cam. Belt.....	☆T107	45K	SAAB		
6-CYL. 3.2 L 911			2003-1999		
A.P.....	T213	Inspect at 15K; Replace as needed	V-6 3.0 L 9-5		
6-CYL. 3.3 L (CANADA) 911			Cam. Belt.....	☆T285	90K
A.P.....	T213	Inspect at 15K; Replace as needed	1997-1995		
V-8 4.7 L 928			V-6 2.5 L 900		
Cam. Belt.....	☆T196	60K	Cam. Belt.....	☆T285	60K
1983			V-6 3.0 L 9000		
4-CYL. 2.5 L 944			Cam. Belt.....	☆T285	60K
Balance Shaft Belt.....	☆T293	45K	1994		
Cam. Belt.....	☆T107	45K	V-6 2.5 L 900		
V-8 4.7 L 928			Cam. Belt.....	☆T285	60K
Cam. Belt.....	☆T196	60K	SATURN		
1982-1981			2010-2008		
4-CYL. 2.0 L 924			4-CYL. 1.8 L ASTRA		
Cam. Belt.....	☆T017	45K	Cam. Belt.....	☆T338	75K
			2007-2006		
			V-6 3.5 L VUE		
			Cam. Belt.....	☆T329	100K

☆ Interference Engine Application.

Timing Belt Replacement Recommendations

Application	Part No.	Recommended Replacement Interval	Application	Part No.	Recommended Replacement Interval
SUBARU - Continued			SUBARU - Continued		
1999			1993 - Continued		
4-CYL. 2.2 L IMPREZA; LEGACY			4-CYL. 1.8 L IMPREZA		
Cam. Belt.....	☆T304	105K	Cam. Belt.....	T172	60K Federal; 105K CA
4-CYL. 2.5 L FORESTER; IMPREZA			LOYALE		
Cam. Belt.....	☆T304	105K	Cam. Belt - Left Side.....	T299	52K
LEGACY			Cam. Belt - Right Side.....	T300	52K
Cam. Belt.....	☆T277	105K	4-CYL. 2.2 L LEGACY		
1998			Cam. Belt.....	T172	60K
4-CYL. 2.2 L IMPREZA; LEGACY			6-CYL. 3.3 L SVX		
Cam. Belt.....	T254	60K	Cam. Belt.....	T209	60K
4-CYL. 2.5 L FORESTER; IMPREZA; LEGACY			1992		
Cam. Belt.....	☆T277	105K	3-CYL. 1.2 L JUSTY		
1997-1996			Cam. Belt.....	T135	60K
4-CYL. 1.8 L IMPREZA			4-CYL. 1.8 L LOYALE		
Cam. Belt.....	T254	60K Federal; 105K CA	Cam. Belt - Left Side.....	T299	52K
4-CYL. 2.2 L IMPREZA; LEGACY			Cam. Belt - Right Side.....	T300	52K
Cam. Belt.....	T254	60K	4-CYL. 2.2 L LEGACY		
4-CYL. 2.5 L LEGACY			Cam. Belt.....	T172	60K
Cam. Belt.....	☆T277	60K	6-CYL. 3.3 L SVX		
6-CYL. 3.3 L SVX			Cam. Belt.....	T209	60K
Cam. Belt.....	T209	60K	1991-1990		
1995			3-CYL. 1.2 L JUSTY		
3-CYL. 1.2 L (CANADA) JUSTY			Cam. Belt.....	T135	60K
Cam. Belt.....	T135	60K	4-CYL. 1.8 L LOYALE; XT		
4-CYL. 1.8 L IMPREZA			Cam. Belt - Left Side.....	T299	52K
Cam. Belt.....	T254	60K Federal; 105K CA	Cam. Belt - Right Side.....	T300	52K
4-CYL. 2.2 L IMPREZA			4-CYL. 2.2 L LEGACY		
Cam. Belt.....	T254	60K Federal; 105K CA	Cam. Belt.....	T172	60K
LEGACY			6-CYL. 2.7 L XT		
Cam. Belt.....	T254	60K	Cam. Belt - Left Side.....	T151	60K
6-CYL. 3.3 L SVX			Cam. Belt - Right Side.....	T150	60K
Cam. Belt.....	T209	60K	1989-1988		
1994			3-CYL. 1.2 L JUSTY		
3-CYL. 1.2 L JUSTY			Cam. Belt.....	T135	60K
Cam. Belt.....	T135	60K	4-CYL. 1.8 L DL; GL; GL-10; RX; XT		
4-CYL. 1.8 L IMPREZA			Cam. Belt - Left Side.....	T299	52K
Cam. Belt.....	T254	60K Federal; 105K CA	Cam. Belt - Right Side.....	T300	52K
LOYALE			6-CYL. 2.7 L XT		
Cam. Belt - Left Side.....	T299	52K	Cam. Belt - Left Side.....	T151	60K
Cam. Belt - Right Side.....	T300	52K	Cam. Belt - Right Side.....	T150	60K
4-CYL. 2.2 L LEGACY			1987		
Cam. Belt.....	T254	60K	3-CYL. 1.2 L JUSTY		
6-CYL. 3.3 L SVX			Cam. Belt.....	T135	60K
Cam. Belt.....	T209	60K	4-CYL. 1.8 L DL; GL; GL-10; RX; XT		
1993			Cam. Belt - Left Side.....	T299	52K
3-CYL. 1.2 L JUSTY			Cam. Belt - Right Side.....	T300	52K
Cam. Belt.....	T135	60K	1986-1985		
			4-CYL. 1.8 L DL; GL; GL-10; RX; XT		
			Cam. Belt - Left Side.....	T299	52K
			Cam. Belt - Right Side.....	T300	52K

☆ Interference Engine Application.

Timing Belt Replacement Recommendations

Application	Part No.	Recommended Replacement Interval	Application	Part No.	Recommended Replacement Interval
SUZUKI			SUZUKI - Continued		
2009			1995 - Continued		
4-CYL. 1.6 L (CANADA)			4-CYL. 1.6 L - Continued		
SWIFT			SIDEKICK		
Cam. Belt.....	☆T338	60K	Cam. Belt; W/16-Valve Eng.....	☆T212	60K
			Cam. Belt; W/8-Valve Eng.....	T164	60K
2008-2005			1994		
4-CYL. 1.6 L (CANADA)			4-CYL. 1.3 L		
SWIFT			SAMURAI		
Cam. Belt.....	☆T335	60K	Cam. Belt; VIN JS4JC31C R4100375 & Before.....	T095	60K
			Cam. Belt; VIN JS4JC31C R4100376 & After....	T243	60K
4-CYL. 2.0 L			SWIFT		
FORENZA; RENO			Cam. Belt; W/DOHC Eng.....		
Cam. Belt.....	☆T309	Inspect at 30K; Replace at 60K	Cam. Belt; W/SOHC Eng.....	☆T171	60K
				T243	60K
2004			4-CYL. 1.6 L		
4-CYL. 1.6 L (CANADA)			SIDEKICK		
SWIFT			Cam. Belt; W/16-Valve Eng.....		
Cam. Belt.....	☆T335	60K	Cam. Belt; W/8-Valve Eng.....	☆T212	60K
				T164	60K
4-CYL. 2.0 L			1993-1992		
FORENZA			3-CYL. 1.0 L (CANADA)		
Cam. Belt.....	☆T309	Inspect at 30K; Replace at 60K	SWIFT		
			Cam. Belt.....		
			T166		
			60K		
2002			4-CYL. 1.3 L		
4-CYL. 1.6 L (CANADA)			SAMURAI		
VITARA			Cam. Belt.....		
Cam. Belt.....	☆T212	60K	T095		
			60K		
2001			SWIFT		
4-CYL. 1.3 L			Cam. Belt; W/DOHC Eng.....		
SWIFT			Cam. Belt; W/SOHC Eng.....		
Cam. Belt.....	T194	60K	☆T171		
			T095		
			60K		
4-CYL. 1.6 L			4-CYL. 1.6 L		
VITARA			SIDEKICK		
Cam. Belt.....	☆T212	60K	Cam. Belt; W/16-Valve Eng.....		
			Cam. Belt; W/8-Valve Eng.....		
			☆T212		
			T164		
			60K		
4-CYL. 1.6 L (CANADA)			1991-1990		
ESTEEM			4-CYL. 1.3 L		
Cam. Belt.....	☆T212	60K	SAMURAI		
			Cam. Belt.....		
			T095		
			60K		
2000-1999			SWIFT		
4-CYL. 1.3 L			Cam. Belt; W/DOHC Eng.....		
SWIFT			Cam. Belt; W/SOHC Eng.....		
Cam. Belt.....	T194	60K	☆T171		
			T095		
			60K		
4-CYL. 1.6 L			4-CYL. 1.6 L		
ESTEEM; VITARA			SIDEKICK		
Cam. Belt.....	☆T212	60K	Cam. Belt.....		
			T164		
			60K		
1998			1989		
4-CYL. 1.3 L			4-CYL. 1.3 L		
SWIFT			SAMURAI; SIDEKICK		
Cam. Belt.....	T194	60K	Cam. Belt.....		
			T095		
			60K		
4-CYL. 1.6 L			SWIFT		
ESTEEM; SIDEKICK; X-90			Cam. Belt; W/DOHC Eng.....		
Cam. Belt.....	☆T212	60K	Cam. Belt; W/SOHC Eng.....		
			☆T171		
			T095		
			60K		
1997-1996			4-CYL. 1.6 L		
4-CYL. 1.3 L			SIDEKICK		
SWIFT			Cam. Belt.....		
Cam. Belt.....	T272	60K	T164		
			60K		
4-CYL. 1.6 L			1988-1986		
ESTEEM; SIDEKICK; X-90			4-CYL. 1.3 L		
Cam. Belt.....	☆T212	60K	SAMURAI		
			Cam. Belt.....		
			T095		
			60K		
1995			1985		
4-CYL. 1.3 L			4-CYL. 1.3 L (CANADA)		
SAMURAI			SAMURAI		
Cam. Belt.....	T243	60K	Cam. Belt.....		
			T095		
			60K		
SWIFT			TOYOTA		
Cam. Belt.....	T272	60K	2010		
			V-6 3.3 L ELECTRIC ASSIST		
4-CYL. 1.6 L			HIGHLANDER		
ESTEEM			Cam. Belt.....		
Cam. Belt.....	☆T212	60K	T257		
			100K		

☆ Interference Engine Application.

Timing Belt Replacement Recommendations

Application	Part No.	Recommended Replacement Interval	Application	Part No.	Recommended Replacement Interval
TOYOTA - Continued			TOYOTA - Continued		
2009			2004 - Continued		
V-6 3.3 L ELECTRIC ASSIST HIGHLANDER			V-6 3.4 L TACOMA; TUNDRA		
Cam. Belt.....	T257	100K	Cam. Belt.....	T271	90K
V-8 4.7 L 4 RUNNER; SEQUOIA; TUNDRA			V-8 4.7 L 4 RUNNER; LAND CRUISER		
Cam. Belt.....	☆T298	100K	Cam. Belt.....	☆T298	90K
2008			SEQUOIA		
V-6 3.3 L SOLARA			Cam. Belt.....	☆T298	100K
Cam. Belt.....	T257	100K	TUNDRA		
V-6 3.3 L (CANADA) HIGHLANDER			Cam. Belt.....	☆T298	90K
Cam. Belt.....	T257	100K	2003		
V-6 3.3 L ELECTRIC ASSIST HIGHLANDER			V-6 3.0 L AVALON; CAMRY; HIGHLANDER; SIENNA		
Cam. Belt.....	T257	100K	Cam. Belt.....	T257	90K
V-8 4.7 L 4 RUNNER; SEQUOIA; TUNDRA			SOLARA		
Cam. Belt.....	☆T298	100K	Cam. Belt.....	T257	100K
2007			V-6 3.4 L TACOMA; TUNDRA		
V-6 3.3 L HIGHLANDER; SOLARA			Cam. Belt.....	T271	90K
Cam. Belt.....	T257	100K	V-8 4.7 L 4 RUNNER; LAND CRUISER; SEQUOIA; TUNDRA		
V-6 3.3 L ELECTRIC ASSIST HIGHLANDER			Cam. Belt.....	☆T298	90K
Cam. Belt.....	T257	100K	2002		
V-8 4.7 L 4 RUNNER; LAND CRUISER; SEQUOIA; TUNDRA			V-6 3.0 L AVALON; CAMRY; HIGHLANDER; SIENNA		
Cam. Belt.....	☆T298	100K	Cam. Belt.....	T257	90K
2006			SOLARA		
V-6 3.0 L CAMRY			Cam. Belt.....	T257	100K
Cam. Belt.....	T257	90K	V-6 3.4 L 4 RUNNER; TACOMA; TUNDRA		
V-6 3.3 L HIGHLANDER; SIENNA; SOLARA			Cam. Belt.....	T271	90K
Cam. Belt.....	T257	100K	V-8 4.7 L LAND CRUISER; SEQUOIA; TUNDRA		
V-6 3.3 L ELECTRIC ASSIST HIGHLANDER			Cam. Belt.....	☆T298	90K
Cam. Belt.....	T257	100K	2001		
V-8 4.7 L 4 RUNNER; LAND CRUISER; SEQUOIA; TUNDRA			4-CYL. 2.2 L CAMRY		
Cam. Belt.....	☆T298	100K	Cam. Belt.....	T199	90K
2005			SOLARA		
V-6 3.0 L CAMRY			Cam. Belt.....	T199	100K
Cam. Belt.....	T257	90K	V-6 3.0 L AVALON; CAMRY; HIGHLANDER; SIENNA		
V-6 3.3 L CAMRY			Cam. Belt.....	T257	90K
Cam. Belt.....	T257	90K	SOLARA		
HIGHLANDER; SIENNA; SOLARA			Cam. Belt.....	T257	100K
Cam. Belt.....	T257	100K	V-6 3.4 L 4 RUNNER; TACOMA; TUNDRA		
V-8 4.7 L 4 RUNNER; LAND CRUISER; SEQUOIA; TUNDRA			Cam. Belt.....	T271	90K
Cam. Belt.....	☆T298	100K	V-8 4.7 L LAND CRUISER; SEQUOIA; TUNDRA		
2004			Cam. Belt.....	☆T298	90K
V-6 3.0 L AVALON; CAMRY			2000		
Cam. Belt.....	T257	90K	4-CYL. 2.0 L RAV4		
V-6 3.3 L CAMRY; HIGHLANDER; SIENNA			Cam. Belt.....	T199	90K
Cam. Belt.....	T257	90K	4-CYL. 2.2 L CAMRY; CAMRY SOLARA		
SOLARA			Cam. Belt.....	T199	90K
Cam. Belt.....	T257	100K	V-6 3.0 L AVALON; CAMRY; CAMRY SOLARA; SIENNA		
			Cam. Belt.....	T257	90K
			V-6 3.4 L 4 RUNNER; TACOMA; TUNDRA		
			Cam. Belt.....	T271	90K
			V-8 4.7 L LAND CRUISER; TUNDRA		
			Cam. Belt.....	☆T298	90K

☆ Interference Engine Application.

Timing Belt Replacement Recommendations

Application	Part No.	Recommended Replacement Interval	Application	Part No.	Recommended Replacement Interval
TOYOTA - Continued			TOYOTA - Continued		
1999			1997-1996 - Continued		
4-CYL. 1.5 L (CANADA)			V-6 3.4 L		
PASEO			4 RUNNER; T100; TACOMA		
Cam. Belt.....	T208	90K	Cam. Belt.....	T271	60K Severe
TERCEL			1995		
Cam. Belt.....	T208	100K	4-CYL. 1.5 L		
4-CYL. 2.0 L			PASEO; TERCEL		
RAV4			Cam. Belt.....		
Cam. Belt.....	T199	90K	T208		
4-CYL. 2.2 L			4-CYL. 1.6 L		
CAMRY; CAMRY SOLARA			COROLLA		
Cam. Belt.....	T199	90K	Cam. Belt.....		
CELICA			T236		
Cam. Belt.....	T199	60K Severe	4-CYL. 1.8 L		
V-6 3.0 L			CELICA; COROLLA		
AVALON; CAMRY; CAMRY SOLARA; SIENNA			Cam. Belt.....		
Cam. Belt.....	T257	90K	T235		
V-6 3.4 L			4-CYL. 2.0 L		
4 RUNNER; TACOMA			MR2		
Cam. Belt.....	T271	90K	Cam. Belt.....		
V-8 4.7 L			T125		
LAND CRUISER			4-CYL. 2.2 L		
Cam. Belt.....	☆T298	90K	CAMRY; CELICA; MR2		
1998			Cam. Belt.....		
4-CYL. 1.5 L			T199		
TERCEL			60K Severe		
Cam. Belt.....	T208	90K Severe	6-CYL. 3.0 L		
4-CYL. 1.5 L (CANADA)			SUPRA		
PASEO			Cam. Belt.....		
Cam. Belt.....	T208	90K Severe	T215		
4-CYL. 2.0 L			V-6 3.0 L		
RAV4			4 RUNNER		
Cam. Belt.....	T199	90K Severe	Cam. Belt.....		
4-CYL. 2.2 L			AVALON; CAMRY		
CAMRY			Cam. Belt.....		
Cam. Belt.....	T199	90K	T257		
CELICA			PICKUP		
Cam. Belt.....	T199	60K Severe	Cam. Belt.....		
6-CYL. 3.0 L			T240		
SUPRA			V-6 3.4 L		
Cam. Belt.....	T215	90K Severe	T100; TACOMA		
V-6 3.0 L			Cam. Belt.....		
AVALON; CAMRY; SIENNA			T271		
Cam. Belt.....	T257	90K	1994		
V-6 3.4 L			4-CYL. 1.5 L		
4 RUNNER; T100; TACOMA			PASEO		
Cam. Belt.....	T271	90K	Cam. Belt.....		
V-8 4.7 L			T208		
LAND CRUISER			TERCEL		
Cam. Belt.....	☆T298	90K	Cam. Belt.....		
1997-1996			☆T233		
4-CYL. 1.5 L			4-CYL. 1.6 L		
PASEO; TERCEL			COROLLA		
Cam. Belt.....	T208	60K Severe	Cam. Belt.....		
4-CYL. 1.6 L			T236		
COROLLA			4-CYL. 1.8 L		
Cam. Belt.....	T236	60K Severe	CELICA; COROLLA		
4-CYL. 1.8 L			Cam. Belt.....		
CELICA; COROLLA			T235		
Cam. Belt.....	T235	60K Severe	4-CYL. 2.0 L		
4-CYL. 2.0 L			MR2		
RAV4			Cam. Belt.....		
Cam. Belt.....	T199	60K Severe	T125		
4-CYL. 2.2 L			4-CYL. 2.2 L		
CAMRY; CELICA			CAMRY; CELICA; MR2		
Cam. Belt.....	T199	60K Severe	Cam. Belt.....		
6-CYL. 3.0 L			T199		
SUPRA			60K Severe		
Cam. Belt.....	T215	60K Severe	6-CYL. 3.0 L		
V-6 3.0 L			SUPRA		
AVALON; CAMRY			Cam. Belt.....		
Cam. Belt.....	T257	60K Severe	T215		
V-6 3.4 L			V-6 3.0 L		
4 RUNNER			4 RUNNER		
Cam. Belt.....	T240	60K Severe	Cam. Belt.....		
CAMRY			T240		
Cam. Belt.....	T257	60K Severe	CAMRY		
PICKUP; T100			Cam. Belt.....		
Cam. Belt.....	T240	60K Severe	T257		
1993			PICKUP; T100		
4-CYL. 1.5 L			Cam. Belt.....		
PASEO			T240		
Cam. Belt.....	T208	60K Severe	1993		
TERCEL			4-CYL. 1.5 L		
Cam. Belt.....	☆T233	60K Severe	PASEO		
4-CYL. 1.6 L			Cam. Belt.....		
CELICA			T208		
Cam. Belt.....	T239	60K Severe	TERCEL		
60K Severe			Cam. Belt.....		
			☆T233		

☆ Interference Engine Application.

Timing Belt Replacement Recommendations

Application	Part No.	Recommended Replacement Interval	Application	Part No.	Recommended Replacement Interval
TOYOTA - Continued			TOYOTA - Continued		
1993 - Continued			1991 - Continued		
4-CYL. 1.6 L - Continued			V-6 2.5 L		
COROLLA			CAMRY		
Cam. Belt.....	T236	60K Severe	Cam. Belt.....	T157	60K Severe
4-CYL. 1.8 L			V-6 3.0 L		
COROLLA			4 RUNNER; PICKUP		
Cam. Belt.....	T235	60K Severe	Cam. Belt.....	T154	60K Severe
4-CYL. 2.0 L			1990		
CELICA; MR2			4-CYL. 1.5 L		
Cam. Belt.....	T125	60K Severe	TERCEL		
4-CYL. 2.2 L			Cam. Belt..... ☆T233 60K Severe		
CAMRY; CELICA; MR2			4-CYL. 1.6 L		
Cam. Belt.....	T199	60K Severe	CELICA		
6-CYL. 3.0 L			Cam. Belt..... T036 60K Severe		
SUPRA			COROLLA		
Cam. Belt; Eng. Designation 2JZGE, 2JZGTE...	T215	60K Severe	Cam. Belt; Exc. GT-S T036 60K Severe		
Cam. Belt; Eng. Designation 7MGE, 7MGTE....	T237	60K Severe	Cam. Belt; GT-S T176 60K Severe		
V-6 3.0 L			4-CYL. 2.0 L		
4 RUNNER			CAMRY		
Cam. Belt.....	T240	60K Severe	Cam. Belt..... T138 60K Severe		
CAMRY			CELICA		
Cam. Belt.....	T200	60K Severe	Cam. Belt..... T125 60K Severe		
PICKUP; T100			4-CYL. 2.2 L		
Cam. Belt.....	T240	60K Severe	CELICA		
1992			Cam. Belt..... T138 60K Severe		
4-CYL. 1.5 L			6-CYL. 3.0 L		
PASEO			CRESSIDA; SUPRA		
Cam. Belt.....	T208	60K Severe	Cam. Belt..... T126 60K Severe		
TERCEL			V-6 2.5 L		
Cam. Belt..... ☆T233	60K Severe		CAMRY		
4-CYL. 1.6 L			Cam. Belt..... T157 60K Severe		
CELICA; COROLLA			V-6 3.0 L		
Cam. Belt.....	T036	60K Severe	4 RUNNER; PICKUP		
4-CYL. 2.0 L			Cam. Belt..... T154 60K Severe		
CELICA; MR2			1989		
Cam. Belt.....	T125	60K Severe	4-CYL. 1.5 L		
4-CYL. 2.2 L			TERCEL		
CAMRY; CELICA; MR2			Cam. Belt..... ☆T233 60K Severe		
Cam. Belt.....	T199	60K Severe	4-CYL. 1.6 L		
6-CYL. 3.0 L			COROLLA		
CRESSIDA; SUPRA			Cam. Belt; Eng. Designation 4AF, 4AFE T036 60K Severe		
Cam. Belt.....	T237	60K Severe	Cam. Belt; Eng. Designation 4AGE T176 60K Severe		
V-6 3.0 L			MR2		
4 RUNNER			Cam. Belt..... T176 60K Severe		
Cam. Belt.....	T154	60K Severe	4-CYL. 2.0 L		
CAMRY			CAMRY		
Cam. Belt.....	T200	60K Severe	Cam. Belt..... T138 60K Severe		
PICKUP			CELICA		
Cam. Belt.....	T154	60K Severe	Cam. Belt; Eng. Designation 3SFE T138 60K Severe		
1991			Cam. Belt; Eng. Designation 3SGTE, 3SGELC. T125 60K Severe		
4-CYL. 1.5 L			6-CYL. 3.0 L		
TERCEL			CRESSIDA; SUPRA		
Cam. Belt..... ☆T233	60K Severe		Cam. Belt..... T126 60K Severe		
4-CYL. 1.6 L			V-6 2.5 L		
CELICA			CAMRY		
Cam. Belt.....	T036	60K Severe	Cam. Belt..... T157 60K Severe		
COROLLA			V-6 3.0 L		
Cam. Belt; Eng. Designation 4AFE.....	T036	60K Severe	4 RUNNER; PICKUP		
Cam. Belt; Eng. Designation 4AGE.....	T176	60K Severe	Cam. Belt..... T154 60K Severe		
4-CYL. 2.0 L			1988		
CAMRY			4-CYL. 1.5 L		
Cam. Belt.....	T138	60K Severe	TERCEL		
CELICA; MR2			Cam. Belt; Exc. Wagon..... ☆T233 60K Severe		
Cam. Belt.....	T125	60K Severe	Cam. Belt; Wagon..... ☆T070 60K Severe		
4-CYL. 2.2 L			4-CYL. 1.6 L		
CELICA; MR2			COROLLA		
Cam. Belt.....	T138	60K Severe	Cam. Belt; Eng. Designation 4AF, 4AFE T036 60K Severe		
6-CYL. 3.0 L			Cam. Belt; Eng. Designation 4AGE, 4AGELC.... T112 60K Severe		
CRESSIDA			Cam. Belt; Eng. Designation 4ALC..... T070 60K Severe		
Cam. Belt.....	T126	60K Severe	MR2		
SUPRA			Cam. Belt..... T112 60K Severe		
Cam. Belt.....	T237	60K Severe			

☆ Interference Engine Application.

Timing Belt Replacement Recommendations

Application	Part No.	Recommended Replacement Interval	Application	Part No.	Recommended Replacement Interval
TOYOTA - Continued			TOYOTA - Continued		
1988 - Continued			1986 - Continued		
4-CYL. 2.0 L			6-CYL. 2.8 L		
CAMRY			CRESSIDA; SUPRA		
Cam. Belt.....	T138	60K Severe	Cam. Belt.....	T101	60K Severe
CELICA			6-CYL. 3.0 L		
Cam. Belt; Eng. Designation 3SFE.....	T138	60K Severe	SUPRA		
Cam. Belt; Eng. Designation 3SGTE, 3SGELC .	T125	60K Severe	Cam. Belt.....	T126	60K Severe
6-CYL. 2.8 L			1985		
CRESSIDA			4-CYL. 1.5 L		
Cam. Belt.....	T101	60K Severe	TERCEL		
6-CYL. 3.0 L			Cam. Belt.....	T070	60K
SUPRA			4-CYL. 1.6 L		
Cam. Belt.....	T126	60K Severe	COROLLA		
V-6 2.5 L			Cam. Belt; W/DOHC Eng.....	T112	60K
CAMRY			Cam. Belt; W/SOHC Eng.....	T070	60K
Cam. Belt.....	T157	60K Severe	MR2		
V-6 3.0 L			Cam. Belt.....	T112	60K
4 RUNNER; PICKUP			4-CYL. 1.8 L DIESEL		
Cam. Belt.....	T154	60K Severe	CAMRY; COROLLA		
1987			Cam. Belt.....	T098	60K
4-CYL. 1.5 L			4-CYL. 2.0 L		
TERCEL			CAMRY		
Cam. Belt; Exc. Wagon.....	☆T136	60K Severe	Cam. Belt.....	T087	60K
Cam. Belt; Wagon.....	☆T070	60K Severe	4-CYL. 2.4 L DIESEL		
4-CYL. 1.6 L			PICKUP		
COROLLA			Cam. Belt.....	☆T084	100K
Cam. Belt; Eng. Designation 4ALC.....	T070	60K Severe	6-CYL. 2.8 L		
Cam. Belt; SR5; W/SOHC Eng.....	T070	60K Severe	CELICA		
Cam. Belt; W/DOHC Eng.....	T112	60K Severe	Cam. Belt.....	T101	60K Severe
MR2			CRESSIDA		
Cam. Belt.....	T112	60K Severe	Cam. Belt.....	T101	60K
4-CYL. 2.0 L			1984		
CAMRY			4-CYL. 1.5 L		
Cam. Belt.....	T138	60K Severe	TERCEL		
CELICA			Cam. Belt.....	T070	60K
Cam. Belt; Eng. Designation 3SFE.....	T138	60K Severe	4-CYL. 1.6 L		
Cam. Belt; Eng. Designation 3SGELC.....	T125	60K Severe	COROLLA		
4-CYL. 2.4 L DIESEL (CANADA)			Cam. Belt.....	T070	60K
PICKUP			4-CYL. 1.8 L DIESEL		
Cam. Belt.....	☆T084	100K	CAMRY; COROLLA		
6-CYL. 2.8 L			Cam. Belt.....	T098	60K
CRESSIDA			4-CYL. 2.0 L		
Cam. Belt.....	T101	60K Severe	CAMRY		
6-CYL. 3.0 L			Cam. Belt.....	T087	60K
SUPRA			4-CYL. 2.4 L DIESEL		
Cam. Belt.....	T126	60K Severe	PICKUP		
1986			Cam. Belt.....	☆T084	100K
4-CYL. 1.5 L			6-CYL. 2.8 L		
TERCEL			CELICA		
Cam. Belt.....	T070	60K	Cam. Belt.....	T101	60K Severe
4-CYL. 1.6 L			CRESSIDA		
COROLLA			Cam. Belt.....	T101	60K
Cam. Belt; W/DOHC Eng.....	T112	60K Severe	1983		
Cam. Belt; W/SOHC Eng.....	T070	60K Severe	4-CYL. 1.5 L		
MR2			TERCEL		
Cam. Belt.....	T112	60K Severe	Cam. Belt.....	T070	60K
4-CYL. 1.8 L DIESEL			4-CYL. 1.6 L		
CAMRY			COROLLA		
Cam. Belt.....	T098	60K	Cam. Belt.....	T070	60K
4-CYL. 2.0 L			4-CYL. 2.0 L		
CAMRY			CAMRY		
Cam. Belt.....	T087	60K Severe	Cam. Belt.....	T087	60K
CELICA			4-CYL. 2.2 L DIESEL		
Cam. Belt; Eng. Designation 2SELC.....	T087	60K Severe	PICKUP		
Cam. Belt; Eng. Designation 3SGELC.....	T125	60K Severe	Cam. Belt.....	☆T084	100K
4-CYL. 2.0 L DIESEL			6-CYL. 2.8 L		
CAMRY			CELICA		
Cam. Belt.....	T098	60K Severe	Cam. Belt.....	T074	60K Severe
4-CYL. 2.4 L DIESEL			CRESSIDA		
PICKUP			Cam. Belt.....	T074	60K
Cam. Belt.....	☆T084	100K			

☆ Interference Engine Application.

Timing Belt Replacement Recommendations

Application	Part No.	Recommended Replacement Interval	Application	Part No.	Recommended Replacement Interval
TOYOTA - Continued			VOLKSWAGEN - Continued		
1982			2005		
4-CYL. 1.5 L TERCEL Cam. Belt.....	T070	60K	4-CYL. 1.8 L BEETLE; GOLF; JETTA; PASSAT Cam. Belt.....	☆T306	80K
4-CYL. 2.2 L DIESEL PICKUP Cam. Belt; June 1, 1982 & Newer.....	☆T084	100K	4-CYL. 1.9 L DIESEL BEETLE; GOLF; JETTA Cam. Belt.....	☆T333	60K
Cam. Belt; May 31, 1982 & Older.....	☆T079	100K	4-CYL. 2.0 L BEETLE; GOLF; JETTA Cam. Belt.....	☆T296	90K
6-CYL. 2.8 L CELICA Cam. Belt.....	T074	60K Severe	4-CYL. 2.0 L DIESEL PASSAT Cam. Belt.....	☆T333	60K
1981			V-6 2.8 L PASSAT Cam. Belt.....		
4-CYL. 1.5 L TERCEL Cam. Belt.....	T070	60K	V-8 4.2 L PHAETON; TOUAREG Cam. Belt.....	☆T297	80K
4-CYL. 2.2 L DIESEL PICKUP Cam. Belt.....	☆T079	100K	2004		
1980			4-CYL. 1.8 L BEETLE Cam. Belt.....		
4-CYL. 1.5 L TERCEL Cam. Belt.....	T070	60K	GOLF; JETTA Cam. Belt.....	☆T306	80K
VOLKSWAGEN			PASSAT Cam. Belt.....	☆T306	105K
2009			4-CYL. 1.9 L DIESEL BEETLE Cam. Belt; Eng. Designation ALH.....		
4-CYL. 2.0 L GTI Cam. Belt.....	☆T334	90K	Cam. Belt; Eng. Designation BEW.....	☆T333	60K
V-6 4.0 L ROUTAN Cam. Belt.....	☆T295	100K	GOLF Cam. Belt.....	☆T321	90K
2008			JETTA Cam. Belt.....	☆T333	90K
4-CYL. 2.0 L EOS; GLI; GTI Cam. Belt.....	☆T334	90K	4-CYL. 2.0 L BEETLE; GOLF; JETTA Cam. Belt.....		
JETTA Cam. Belt; Eng. Designation BPY.....	☆T334	90K	4-CYL. 2.0 L DIESEL PASSAT Cam. Belt.....	☆T333	60K
PASSAT Cam. Belt.....	☆T334	90K	V-6 2.8 L PASSAT Cam. Belt.....		
2007			V-8 4.2 L PHAETON; TOUAREG Cam. Belt.....	☆T297	80K
4-CYL. 2.0 L EOS; GTI Cam. Belt.....	☆T334	90K	2003		
JETTA Cam. Belt; W/O Turbo.....	☆T296	90K	4-CYL. 1.8 L BEETLE Cam. Belt.....		
Cam. Belt; W/Turbo.....	☆T334	90K	GOLF; JETTA Cam. Belt.....	☆T306	80K
PASSAT Cam. Belt.....	☆T334	90K	PASSAT Cam. Belt.....	☆T306	105K
4-CYL. 2.0 L (CANADA) GOLF Cam. Belt.....	☆T296	90K	4-CYL. 1.9 L DIESEL BEETLE; GOLF; JETTA Cam. Belt.....		
2006			4-CYL. 2.0 L BEETLE Cam. Belt.....	☆T296	105K
4-CYL. 1.8 L GOLF Cam. Belt.....	☆T306	80K	GOLF; JETTA Cam. Belt.....	☆T296	60K
4-CYL. 1.9 L DIESEL BEETLE; GOLF; JETTA Cam. Belt.....	☆T333	60K	V-6 2.8 L PASSAT Cam. Belt.....		
4-CYL. 2.0 L GOLF Cam. Belt; W/O Turbo.....	☆T296	90K	2002		
Cam. Belt; W/Turbo.....	☆T334	90K	4-CYL. 1.8 L BEETLE Cam. Belt.....		
GTI; JETTA; PASSAT Cam. Belt.....	☆T334	90K	☆T306	105K	
V-8 4.2 L PHAETON; TOUAREG Cam. Belt.....	☆T297	80K			

☆ Interference Engine Application.

Timing Belt Replacement Recommendations

Application	Part No.	Recommended Replacement Interval	Application	Part No.	Recommended Replacement Interval
VOLKSWAGEN - Continued			VOLKSWAGEN - Continued		
2002 - Continued			1999		
4-CYL. 1.8 L - Continued			4-CYL. 1.8 L		
GOLF; JETTA			BEETLE		
Cam. Belt.....	☆T306	80K	Cam. Belt.....	☆T306	105K
PASSAT			PASSAT		
Cam. Belt.....	☆T306	105K	Cam. Belt; Ser. No. 300000 & Before	☆T291	90K
4-CYL. 1.9 L DIESEL			Cam. Belt; Ser. No. 300001 & After.....		
BEETLE; GOLF; JETTA			☆T317		
Cam. Belt.....	☆T321	80K	4-CYL. 1.9 L DIESEL		
4-CYL. 2.0 L			BEETLE; GOLF; JETTA		
BEETLE			Cam. Belt; Eng. No. 500,000 & Before		
Cam. Belt.....	☆T296	105K	Cam. Belt; Eng. No. 500,001 & After.....		
CABRIO			☆T301		
Cam. Belt.....	☆T262	60K	☆T321		
GOLF; JETTA			4-CYL. 2.0 L		
Cam. Belt.....	☆T296	60K	BEETLE		
V-6 2.8 L			Cam. Belt.....		
PASSAT			☆T296		
Cam. Belt.....	☆T297	105K	Cam. Belt.....		
2001			☆T262		
4-CYL. 1.8 L			CABRIO		
BEETLE			Cam. Belt.....		
Cam. Belt.....	☆T306	105K	☆T262		
GOLF; JETTA			GOLF; JETTA		
Cam. Belt.....	☆T306	80K	Cam. Belt; New Style; W/Dual Sided V-Ribbed Belt		
PASSAT			Cam. Belt; Old Style; W/O Dual Sided V-Ribbed Belt		
Cam. Belt.....	☆T306	105K	☆T296		
4-CYL. 1.9 L DIESEL			☆T262		
BEETLE; GOLF; JETTA			V-6 2.8 L		
Cam. Belt; Eng. No. 500,000 & Before	☆T301	40K	PASSAT		
Cam. Belt; Eng. No. 500,001 & After.....	☆T321	40K	Cam. Belt.....		
4-CYL. 2.0 L			☆T297		
BEETLE			2000		
Cam. Belt.....	☆T296	105K	4-CYL. 1.8 L		
CABRIO			BEETLE		
Cam. Belt.....	☆T262	60K	Cam. Belt.....		
GOLF; JETTA			☆T306		
Cam. Belt.....	☆T296	60K	GOLF; JETTA		
V-6 2.8 L			Cam. Belt.....		
PASSAT			☆T306		
Cam. Belt.....	☆T297	105K	Cam. Belt; Eng. Designation AEB; Ser. No. 30000 & Before.....		
2000			☆T291		
4-CYL. 1.8 L			Cam. Belt; Eng. Designation AEB; Ser. No. 30001 & After.....		
BEETLE			☆T317		
Cam. Belt.....	☆T306	105K	Cam. Belt; Eng. Designation ATW		
GOLF; JETTA			☆T317		
Cam. Belt.....	☆T306	80K	Cam. Belt; Eng. Designation AUG		
PASSAT			☆T306		
Cam. Belt; Eng. Designation AEB; Ser. No. 30000 & Before.....	☆T291	105K	4-CYL. 1.9 L DIESEL		
Cam. Belt; Eng. Designation AEB; Ser. No. 30001 & After.....	☆T317	105K	BEETLE; GOLF; JETTA		
Cam. Belt; Eng. Designation ATW	☆T317	105K	Cam. Belt; Eng. No. 500,000 & Before		
Cam. Belt; Eng. Designation AUG	☆T306	105K	Cam. Belt; Eng. No. 500,001 & After.....		
4-CYL. 1.9 L DIESEL			☆T301		
BEETLE; GOLF; JETTA			☆T321		
Cam. Belt; Eng. No. 500,000 & Before	☆T301	40K	4-CYL. 2.0 L		
Cam. Belt; Eng. No. 500,001 & After.....	☆T321	40K	BEETLE		
4-CYL. 2.0 L			Cam. Belt.....		
BEETLE			☆T296		
Cam. Belt.....	☆T296	60K	CABRIO		
CABRIO			Cam. Belt.....		
Cam. Belt.....	☆T262	60K	☆T262		
GOLF			GOLF		
Cam. Belt; New Style; W/Dual Sided V-Ribbed Belt	☆T296	60K	Cam. Belt; New Style; W/Dual Sided V-Ribbed Belt		
Cam. Belt; Old Style; W/O Dual Sided V-Ribbed Belt	☆T262	60K	Cam. Belt; Old Style; W/O Dual Sided V-Ribbed Belt		
JETTA			☆T262		
Cam. Belt.....	☆T296	60K	1997		
V-6 2.8 L			4-CYL. 1.8 L (CANADA)		
PASSAT			GOLF		
Cam. Belt.....	☆T297	105K	Cam. Belt.....		
2000			☆T017		
4-CYL. 1.8 L			4-CYL. 1.9 L DIESEL		
BEETLE			JETTA; PASSAT		
Cam. Belt.....	☆T306	105K	Cam. Belt.....		
GOLF; JETTA			☆T242		
Cam. Belt.....	☆T306	80K	4-CYL. 1.9 L DIESEL (CANADA)		
PASSAT			GOLF		
Cam. Belt; Eng. Designation AEB; Ser. No. 30000 & Before.....	☆T291	105K	Cam. Belt.....		
Cam. Belt; Eng. Designation AEB; Ser. No. 30001 & After.....	☆T317	105K	☆T242		
Cam. Belt; Eng. Designation ATW	☆T317	105K	4-CYL. 2.0 L		
Cam. Belt; Eng. Designation AUG	☆T306	105K	BEETLE		
4-CYL. 1.9 L DIESEL			Cam. Belt.....		
BEETLE; GOLF; JETTA			☆T296		
Cam. Belt; Eng. No. 500,000 & Before	☆T301	40K	CABRIO; GOLF; JETTA		
Cam. Belt; Eng. No. 500,001 & After.....	☆T321	40K	Cam. Belt.....		
4-CYL. 2.0 L			☆T262		
BEETLE			V-6 2.8 L		
Cam. Belt.....	☆T296	60K	PASSAT		
CABRIO			Cam. Belt.....		
Cam. Belt.....	☆T262	60K	☆T297		
GOLF			1997		
Cam. Belt; New Style; W/Dual Sided V-Ribbed Belt	☆T296	60K	4-CYL. 1.8 L (CANADA)		
Cam. Belt; Old Style; W/O Dual Sided V-Ribbed Belt	☆T262	60K	GOLF		
JETTA			Cam. Belt.....		
Cam. Belt.....	☆T296	60K	☆T017		
V-6 2.8 L			4-CYL. 1.9 L DIESEL		
PASSAT			JETTA; PASSAT		
Cam. Belt.....	☆T297	105K	Cam. Belt.....		
2000			☆T242		
4-CYL. 1.8 L			4-CYL. 1.9 L DIESEL (CANADA)		
BEETLE			GOLF		
Cam. Belt.....	☆T306	105K	Cam. Belt.....		
GOLF; JETTA			☆T242		
Cam. Belt.....	☆T306	80K	4-CYL. 2.0 L		
PASSAT			CABRIO; GOLF; JETTA		
Cam. Belt; Eng. Designation AEB; Ser. No. 30000 & Before.....	☆T291	105K	Cam. Belt.....		
Cam. Belt; Eng. Designation AEB; Ser. No. 30001 & After.....	☆T317	105K	☆T262		
Cam. Belt; Eng. Designation ATW	☆T317	105K	1996		
Cam. Belt; Eng. Designation AUG	☆T306	105K	4-CYL. 1.8 L (CANADA)		
4-CYL. 1.9 L DIESEL			GOLF		
BEETLE; GOLF; JETTA			Cam. Belt.....		
Cam. Belt; Eng. No. 500,000 & Before	☆T301	40K	☆T017		
Cam. Belt; Eng. No. 500,001 & After.....	☆T321	40K	4-CYL. 1.9 L DIESEL		
4-CYL. 2.0 L			GOLF; JETTA; PASSAT		
BEETLE			Cam. Belt.....		
Cam. Belt.....	☆T296	60K	☆T242		
CABRIO			4-CYL. 2.0 L		
Cam. Belt.....	☆T262	60K	CABRIO; GOLF; JETTA; PASSAT		
GOLF			Cam. Belt.....		
Cam. Belt; New Style; W/Dual Sided V-Ribbed Belt	☆T296	60K	☆T262		
Cam. Belt; Old Style; W/O Dual Sided V-Ribbed Belt	☆T262	60K	1996		
JETTA			4-CYL. 1.8 L (CANADA)		
Cam. Belt.....	☆T296	60K	GOLF		
V-6 2.8 L			Cam. Belt.....		
PASSAT			☆T017		
Cam. Belt.....	☆T297	105K	4-CYL. 1.9 L DIESEL		
2000			GOLF; JETTA; PASSAT		
4-CYL. 1.8 L			Cam. Belt.....		
BEETLE			☆T242		
Cam. Belt.....	☆T306	105K	4-CYL. 2.0 L		
GOLF; JETTA			CABRIO; GOLF; JETTA; PASSAT		
Cam. Belt.....	☆T306	80K	Cam. Belt.....		
PASSAT			☆T262		
Cam. Belt; Eng. Designation AEB; Ser. No. 30000 & Before.....	☆T291	105K	1996		
Cam. Belt; Eng. Designation AEB; Ser. No. 30001 & After.....	☆T317	105K	4-CYL. 1.8 L (CANADA)		
Cam. Belt; Eng. Designation ATW	☆T317	105K	GOLF		
Cam. Belt; Eng. Designation AUG	☆T306	105K	Cam. Belt.....		
4-CYL. 1.9 L DIESEL			☆T017		
BEETLE; GOLF; JETTA			4-CYL. 1.9 L DIESEL		
Cam. Belt; Eng. No. 500,000 & Before	☆T301	40K	JETTA; PASSAT		
Cam. Belt; Eng. No. 500,001 & After.....	☆T321	40K	Cam. Belt.....		
4-CYL. 2.0 L			☆T242		
BEETLE			4-CYL. 2.0 L		
Cam. Belt.....	☆T296	60K	CABRIO; GOLF; JETTA		
CABRIO			Cam. Belt.....		
Cam. Belt.....	☆T262	60K	☆T262		
GOLF			1996		
Cam. Belt; New Style; W/Dual Sided V-Ribbed Belt	☆T296	60K	4-CYL. 1.8 L (CANADA)		
Cam. Belt; Old Style; W/O Dual Sided V-Ribbed Belt	☆T262	60K	GOLF		
JETTA			Cam. Belt.....		
Cam. Belt.....	☆T296	60K	☆T017		
V-6 2.8 L			4-CYL. 1.9 L DIESEL		
PASSAT			GOLF; JETTA; PASSAT		
Cam. Belt.....	☆T297	105K	Cam. Belt.....		
2000			☆T242		
4-CYL. 1.8 L			4-CYL. 2.0 L		
BEETLE			CABRIO; GOLF; JETTA; PASSAT		
Cam. Belt.....	☆T306	105K	Cam. Belt.....		
GOLF; JETTA			☆T262		
Cam. Belt.....	☆T306	80K	1996		
PASSAT			4-CYL. 1.8 L (CANADA)		
Cam. Belt; Eng. Designation AEB; Ser. No. 30000 & Before.....	☆T291	105K	GOLF		
Cam. Belt; Eng. Designation AEB; Ser. No. 30001 & After.....	☆T317	105K	Cam. Belt.....		
Cam. Belt; Eng. Designation ATW	☆T317	105K	☆T017		
Cam. Belt; Eng. Designation AUG	☆T306	105K	4-CYL. 1.9 L DIESEL		
4-CYL. 1.9 L DIESEL			JETTA; PASSAT		
BEETLE; GOLF; JETTA			Cam. Belt.....		
Cam. Belt; Eng. No. 500,000 & Before	☆T301	40K	☆T242		
Cam. Belt; Eng. No. 500,001 & After.....	☆T321	40K	4-CYL. 1.9 L DIESEL (CANADA)		
4-CYL. 2.0 L			GOLF		
BEETLE			Cam. Belt.....		
Cam. Belt.....	☆T296	60K	☆T242		
CABRIO			4-CYL. 2.0 L		
Cam. Belt.....	☆T262	60K	CABRIO; GOLF; JETTA		
GOLF			Cam. Belt.....		
Cam. Belt; New Style; W/Dual Sided V-Ribbed Belt	☆T296	60K	☆T262		
Cam. Belt; Old Style; W/O Dual Sided V-Ribbed Belt	☆T262	60K	1996		
JETTA			4-CYL. 1.8 L (CANADA)		
Cam. Belt.....	☆T296	60K	GOLF		
V-6 2.8 L			Cam. Belt.....		
PASSAT			☆T017		
Cam. Belt.....	☆T297	105K	4-CYL. 1.9 L DIESEL		
2000			GOLF; JETTA; PASSAT		
4-CYL. 1.8 L			Cam. Belt.....		
BEETLE			☆T242		
Cam. Belt.....	☆T306	105K	4-CYL. 2.0 L		
GOLF; JETTA			CABRIO; GOLF; JETTA; PASSAT		
Cam. Belt.....	☆T306	80K	Cam. Belt.....		
PASSAT			☆T262		
Cam. Belt; Eng. Designation AEB; Ser. No. 30000 & Before.....	☆T291	105K	1996		
Cam. Belt; Eng. Designation AEB; Ser. No. 30001 & After.....	☆T317	105K	4-CYL. 1.8 L (CANADA)		
Cam. Belt; Eng. Designation ATW	☆T317	105K	GOLF		
Cam. Belt; Eng. Designation AUG	☆T306	105K	Cam. Belt.....		
4-CYL. 1.9 L DIESEL			☆T017		
BEETLE; GOLF; JETTA			4-CYL. 1.9 L DIESEL		
Cam. Belt; Eng. No. 500,000 & Before	☆T301	40K	JETTA; PASSAT		
Cam. Belt; Eng. No. 500,001 & After.....	☆T321	40K	Cam. Belt.....		
4-CYL. 2.0 L			☆T242		
BEETLE			4-CYL. 2.0 L		
Cam. Belt.....	☆T296	60K	CABRIO; GOLF; JETTA		
CABRIO			Cam. Belt.....		
Cam. Belt.....	☆T262	60K	☆T262		
GOLF			1996		
Cam. Belt; New Style; W/Dual Sided V-Ribbed Belt	☆T296	60K	4-CYL. 1.8 L (CANADA)		
Cam. Belt; Old Style; W/O Dual Sided V-Ribbed Belt	☆T262	60K	GOLF		
JETTA			Cam. Belt.....		
Cam. Belt.....	☆T296	60K	☆T017		
V-6 2.8 L			4-CYL. 1.9 L DIESEL		
PASSAT			GOLF; JETTA; PASSAT		
Cam. Belt.....	☆T297	105K	Cam. Belt.....		
2000			☆T242		
4-CYL. 1.8 L			4-CYL. 2.0 L		
BEETLE			CABRIO; GOLF; JETTA; PASSAT		
Cam. Belt.....	☆T306	105K	Cam. Belt.....		
GOLF; JETTA			☆T262		
Cam. Belt.....	☆T306	80K	1996		
PASSAT			4-CYL. 1.8 L (CANADA)		
Cam. Belt; Eng. Designation AEB; Ser. No. 30000 & Before.....	☆T291	105K	GOLF		
Cam. Belt; Eng. Designation AEB; Ser. No. 30001 & After.....	☆T317	105K	Cam. Belt.....		
Cam. Belt; Eng. Designation ATW	☆T317	105K	☆T017		
Cam. Belt; Eng. Designation AUG	☆T306	105K	4-CYL. 1.9 L DIESEL		
4-CYL. 1.9 L DIESEL			JETTA; PASSAT		
BEETLE; GOLF; JETTA			Cam. Belt.....		
Cam. Belt; Eng. No. 500,000 & Before	☆T301	40K	☆T242		
Cam. Belt; Eng. No. 500,001 & After.....	☆T321	40K	4-CYL. 1.9 L DIESEL (CANADA)		
4-CYL. 2.0 L			GOLF		
BEETLE			Cam. Belt.....		
Cam. Belt.....	☆T296	60K	☆T242		
CABRIO			4-CYL. 2.0 L		
Cam. Belt.....	☆T262	60K	CABRIO; GOLF; JETTA		
GOLF			Cam. Belt.....		
Cam. Belt; New Style; W/Dual Sided V-Ribbed Belt	☆T296	60K	☆T262		
Cam. Belt; Old Style; W/O Dual Sided V-Ribbed Belt	☆T262	60K	19		

Timing Belt Replacement Recommendations

Application	Part No.	Recommended Replacement Interval	Application	Part No.	Recommended Replacement Interval
VOLKSWAGEN - Continued			VOLKSWAGEN - Continued		
1995			1989		
4-CYL. 1.8 L (CANADA) GOLF; JETTA Cam. Belt.....	☆T017	60K	4-CYL. 1.6 L DIESEL JETTA Cam. Belt.....	☆T043	60K
4-CYL. 1.9 L DIESEL (CANADA) GOLF; JETTA; PASSAT Cam. Belt.....	☆T242	60K	4-CYL. 1.6 L DIESEL (CANADA) GOLF Cam. Belt.....	☆T043	60K
4-CYL. 2.0 L CABRIO; GOLF; JETTA; PASSAT Cam. Belt.....	☆T262	60K	4-CYL. 1.8 L CABRIOLET; FOX Cam. Belt.....	☆T017	60K
1994			GOLF; JETTA Cam. Belt; W/DOHC Eng.	☆T292	60K
4-CYL. 1.8 L (CANADA) GOLF; JETTA; PASSAT Cam. Belt.....	☆T017	60K	Cam. Belt; W/SOHC Eng.....	☆T017	60K
4-CYL. 1.9 L DIESEL (CANADA) GOLF; JETTA; PASSAT Cam. Belt.....	☆T242	60K	4-CYL. 1.8 L (CANADA) SCIROCCO Cam. Belt; W/DOHC Eng.	☆T292	60K
4-CYL. 2.0 L GOLF; JETTA Cam. Belt.....	☆T262	60K	Cam. Belt; W/SOHC Eng.....	☆T017	60K
4-CYL. 2.0 L (CANADA) PASSAT Cam. Belt.....	☆T262	90K	1988		
1993			4-CYL. 1.6 L DIESEL (CANADA) GOLF; JETTA Cam. Belt.....	☆T043	60K
4-CYL. 1.8 L CABRIOLET; FOX Cam. Belt.....	☆T017	60K	4-CYL. 1.8 L CABRIOLET; FOX Cam. Belt.....	☆T017	60K
4-CYL. 1.8 L (CANADA) GOLF; JETTA; PASSAT Cam. Belt.....	☆T017	60K	GOLF; JETTA; SCIROCCO Cam. Belt; W/DOHC Eng.	☆T292	60K
4-CYL. 1.9 L DIESEL (CANADA) GOLF; JETTA; PASSAT Cam. Belt.....	☆T242	60K	Cam. Belt; W/SOHC Eng.....	☆T017	60K
4-CYL. 2.0 L GOLF; JETTA; PASSAT Cam. Belt.....	☆T262	60K	5-CYL. 2.2 L QUANTUM Cam. Belt.....	T127	60K
1992-1991			1987		
4-CYL. 1.6 L DIESEL JETTA Cam. Belt.....	☆T043	60K	4-CYL. 1.6 L DIESEL GOLF; JETTA Cam. Belt.....	☆T043	60K
4-CYL. 1.6 L DIESEL (CANADA) GOLF Cam. Belt.....	☆T043	60K	4-CYL. 1.8 L CABRIOLET; FOX Cam. Belt.....	☆T017	60K
4-CYL. 1.8 L CABRIOLET; CORRADO; FOX; GOLF; JETTA Cam. Belt.....	☆T017	60K	GOLF; JETTA; SCIROCCO Cam. Belt; W/DOHC Eng.	☆T292	60K
4-CYL. 1.8 L (CANADA) PASSAT Cam. Belt.....	☆T017	60K	Cam. Belt; W/SOHC Eng.....	☆T017	60K
4-CYL. 2.0 L GOLF Cam. Belt.....	☆T292	90K	5-CYL. 2.2 L QUANTUM Cam. Belt.....	T127	60K
JETTA; PASSAT Cam. Belt.....	☆T292	60K	1986		
1990			4-CYL. 1.6 L DIESEL GOLF; JETTA Cam. Belt.....	☆T043	60K
4-CYL. 1.6 L DIESEL JETTA Cam. Belt.....	☆T043	60K	4-CYL. 1.8 L CABRIOLET; GOLF; JETTA Cam. Belt.....	☆T017	60K
4-CYL. 1.6 L DIESEL (CANADA) GOLF Cam. Belt.....	☆T043	60K	QUANTUM Cam. Belt.....	☆T017	80K
4-CYL. 1.8 L CABRIOLET; CORRADO; FOX; GOLF; JETTA Cam. Belt.....	☆T017	60K	SCIROCCO Cam. Belt.....	☆T017	60K
4-CYL. 2.0 L GOLF Cam. Belt.....	☆T292	90K	5-CYL. 2.2 L QUANTUM Cam. Belt; Early; W/.75 Belt T.W.	T065	60K
JETTA; PASSAT Cam. Belt.....	☆T292	60K	Cam. Belt; Late; W/.70 Belt T.W.	T127	60K
			1985		
			4-CYL. 1.6 L DIESEL GOLF; JETTA; QUANTUM Cam. Belt.....	☆T043	60K
			4-CYL. 1.8 L CABRIOLET; GOLF; JETTA; QUANTUM; SCIROCCO Cam. Belt.....	☆T017	60K
			5-CYL. 2.2 L QUANTUM Cam. Belt; Early; W/.75 Belt T.W.	T065	60K
			Cam. Belt; Late; W/.70 Belt T.W.	T127	60K

☆ Interference Engine Application.

Timing Belt Replacement Recommendations

Application	Part No.	Recommended Replacement Interval	Application	Part No.	Recommended Replacement Interval
VOLKSWAGEN - Continued			VOLKSWAGEN - Continued		
1984			1978 - Continued		
4-CYL. 1.6 L DIESEL JETTA; QUANTUM; RABBIT			4-CYL. 97 DASHER		
Cam. Belt.....	☆T043	60K	Cam. Belt.....	☆T017	60K
4-CYL. 1.7 L JETTA; RABBIT			1977		
Cam. Belt.....	☆T017	60K	4-CYL. 90 DIESEL RABBIT		
4-CYL. 1.8 L JETTA; RABBIT; SCIROCCO			Cam. Belt..... ☆T043 60K		
Cam. Belt.....	☆T017	60K	4-CYL. 97 DASHER; RABBIT; SCIROCCO		
5-CYL. 2.2 L QUANTUM			Cam. Belt..... ☆T017 60K		
Cam. Belt; Early; W/.75 Belt T.W.	T065	60K	1976		
Cam. Belt; Late; W/.70 Belt T.W.	T127	60K	4-CYL. 97 DASHER; RABBIT; SCIROCCO		
1983			Cam. Belt..... ☆T017 60K		
4-CYL. 1.6 L DIESEL JETTA; QUANTUM; RABBIT; RABBIT PICKUP; VANAGON			1975		
Cam. Belt.....	☆T043	60K	4-CYL. 90 DASHER; RABBIT		
4-CYL. 1.7 L JETTA; QUANTUM; RABBIT; RABBIT PICKUP; SCIROCCO			Cam. Belt..... ☆T017 60K		
Cam. Belt.....	☆T017	60K	1974		
4-CYL. 1.8 L RABBIT; SCIROCCO			4-CYL. 90 DASHER		
Cam. Belt.....	☆T017	60K	Cam. Belt..... ☆T017 60K		
5-CYL. 2.2 L QUANTUM			VOLVO		
Cam. Belt; Early; W/.75 Belt T.W.	T065	60K	2010		
Cam. Belt; Late; W/.70 Belt T.W.	T127	60K	5-CYL. 2.4 L (CANADA) C30		
1982			Cam. Belt..... T331 105K		
4-CYL. 1.6 L DIESEL JETTA; QUANTUM; RABBIT; RABBIT PICKUP; VANAGON			5-CYL. 2.5 L C30		
Cam. Belt.....	☆T043	60K	Cam. Belt..... T331 105K		
4-CYL. 1.7 L JETTA; QUANTUM; RABBIT; RABBIT PICKUP; SCIROCCO			2009		
Cam. Belt.....	☆T017	60K	5-CYL. 2.4 L S40; S60; V50		
1981			Cam. Belt..... T331 105K		
4-CYL. 1.6 L DIESEL DASHER; JETTA; RABBIT; RABBIT PICKUP			5-CYL. 2.4 L (CANADA) C30		
Cam. Belt.....	☆T043	60K	Cam. Belt..... T331 105K		
4-CYL. 1.7 L JETTA; RABBIT; RABBIT PICKUP; SCIROCCO			5-CYL. 2.5 L C30; C70; S40; S60; V50		
Cam. Belt.....	☆T017	60K	Cam. Belt..... T331 105K		
1980			6-CYL. 3.2 L V70		
4-CYL. 1.5 L DIESEL DASHER; RABBIT; RABBIT PICKUP			Cam. Belt..... T331 105K		
Cam. Belt.....	☆T043	60K	2008		
4-CYL. 1.6 L DASHER; JETTA; RABBIT; RABBIT PICKUP; SCIROCCO			5-CYL. 2.4 L S40; V50		
Cam. Belt.....	☆T017	60K	Cam. Belt..... T331 105K		
1979			5-CYL. 2.4 L (CANADA) C30		
4-CYL. 89 RABBIT			Cam. Belt..... T331 105K		
Cam. Belt.....	☆T017	60K	5-CYL. 2.5 L C30; C70; S40; S60; V50		
4-CYL. 90 DIESEL DASHER; RABBIT			Cam. Belt..... T331 105K		
Cam. Belt.....	☆T043	60K	2007		
4-CYL. 97 DASHER; SCIROCCO			5-CYL. 2.4 L S40; S60; V50; V70		
Cam. Belt.....	☆T017	60K	Cam. Belt..... T331 105K		
1978			5-CYL. 2.5 L C70; S40; S60; V50; V70; XC70		
4-CYL. 89 RABBIT; SCIROCCO			Cam. Belt..... T331 105K		
Cam. Belt.....	☆T017	60K	5-CYL. 2.5 L (CANADA) C30		
4-CYL. 90 DIESEL RABBIT			Cam. Belt..... T331 105K		
Cam. Belt.....	☆T043	60K			

☆ Interference Engine Application.

Timing Belt Replacement Recommendations

Application	Part No.	Recommended Replacement Interval	Application	Part No.	Recommended Replacement Interval
VOLVO - Continued			VOLVO - Continued		
2006			2002 - Continued		
5-CYL. 2.4 L			5-CYL. 2.4 L		
S40; S60; V50; V70			C70		
Cam. Belt.....	T331	105K	Cam. Belt; Eng. No. 1266127 & Before	☆T252	105K
5-CYL. 2.5 L			Cam. Belt; Eng. No. 1266128 & After.....	☆T331	105K
C70; S40; S60; S80; V50; V70; XC70; XC90			S60; V70		
Cam. Belt.....	T331	105K	Cam. Belt.....	T331	105K
2005			6-CYL. 2.9 L		
5-CYL. 2.4 L			S80		
S40; S60; V50; V70			Cam. Belt.....		
Cam. Belt.....	T331	105K		☆T319	105K
5-CYL. 2.5 L			2001		
S40; S60; S80; V50; V70; XC70; XC90			4-CYL. 1.9 L		
Cam. Belt.....	T331	105K	S40; V40		
6-CYL. 2.9 L			Cam. Belt.....		
S80			☆T331		
Cam. Belt.....	☆T319	105K	5-CYL. 2.3 L		
XC90			C70		
Cam. Belt.....	☆T319	120K	Cam. Belt; Eng. No. 1266127 & Before		
2004			Cam. Belt; Eng. No. 1266128 & After.....		
4-CYL. 1.9 L			☆T252		
S40; V40			☆T331		
Cam. Belt.....	T331	105K	S60		
5-CYL. 2.3 L			Cam. Belt.....		
C70; S60; V70			T331		
Cam. Belt.....	T331	105K	V70		
5-CYL. 2.4 L			Cam. Belt; Eng. No. 1266127 & Before		
C70; S40; S60; V70			☆T252		
Cam. Belt.....	T331	105K	Cam. Belt; Eng. No. 1266128 & After.....		
5-CYL. 2.5 L			☆T331		
S40; S60; S80; V70; XC70			5-CYL. 2.4 L		
Cam. Belt.....	T331	105K	C70		
XC90			Cam. Belt; Eng. No. 1266127 & Before		
Cam. Belt.....	T331	120K	Cam. Belt; Eng. No. 1266128 & After.....		
6-CYL. 2.9 L			☆T252		
S80			☆T331		
Cam. Belt.....	☆T319	105K	S60		
XC90			Cam. Belt.....		
Cam. Belt.....	T319	120K	T331		
2003			V70		
4-CYL. 1.9 L			Cam. Belt; Eng. No. 1266127 & Before		
S40; V40			☆T252		
Cam. Belt.....	☆T331	105K	Cam. Belt; Eng. No. 1266128 & After.....		
5-CYL. 2.3 L			☆T331		
C70; S60; V70			5-CYL. 2.4 L		
Cam. Belt.....	T331	105K	C70; S70; V70		
5-CYL. 2.4 L			Cam. Belt; Eng. No. 1266127 & Before		
C70; S60; V70			☆T252		
Cam. Belt.....	T331	105K	Cam. Belt; Eng. No. 1266128 & After.....		
5-CYL. 2.5 L			☆T331		
S60; V70; XC70			6-CYL. 2.8 L		
Cam. Belt.....	T331	105K	S80		
XC90			Cam. Belt.....		
Cam. Belt.....	T331	120K	☆T319		
6-CYL. 2.9 L			6-CYL. 2.9 L		
S80			S80		
Cam. Belt.....	☆T319	105K	Cam. Belt.....		
XC90			☆T319		
Cam. Belt.....	☆T319	120K	2000		
2002			4-CYL. 1.9 L		
4-CYL. 1.9 L			S40; V40		
S40; V40			Cam. Belt.....		
Cam. Belt.....	☆T331	105K	☆T331		
5-CYL. 2.3 L			5-CYL. 2.3 L		
C70; S60; V70			C70; S70; V70		
Cam. Belt.....	T331	105K	Cam. Belt; Eng. No. 1266127 & Before		
5-CYL. 2.4 L			Cam. Belt; Eng. No. 1266128 & After.....		
C70; S60; V70			☆T252		
Cam. Belt.....	T331	105K	☆T331		
5-CYL. 2.5 L			5-CYL. 2.4 L		
S60; V70; XC70			C70; S70; V70		
Cam. Belt.....	T331	105K	Cam. Belt; Eng. No. 1266127 & Before		
XC90			Cam. Belt; Eng. No. 1266128 & After.....		
Cam. Belt.....	T331	120K	☆T252		
6-CYL. 2.9 L			☆T331		
S80			6-CYL. 2.8 L		
Cam. Belt.....	☆T319	105K	S80		
XC90			Cam. Belt.....		
Cam. Belt.....	☆T319	120K	☆T319		
2002			6-CYL. 2.9 L		
4-CYL. 1.9 L			S80		
S40; V40			Cam. Belt.....		
Cam. Belt.....	☆T331	105K	☆T319		
5-CYL. 2.3 L			1999		
C70			5-CYL. 2.3 L		
Cam. Belt; Eng. No. 1266127 & Before	☆T252	105K	C70; S70; V70		
Cam. Belt; Eng. No. 1266128 & After.....	☆T331	105K	Cam. Belt; Eng. No. 1266127 & Before		
S60; V70			Cam. Belt; Eng. No. 1266128 & After.....		
Cam. Belt.....	T331	105K	☆T252		
2002			☆T331		
4-CYL. 1.9 L			5-CYL. 2.4 L		
S40; V40			C70; S70; V70		
Cam. Belt.....	☆T331	105K	Cam. Belt; Eng. No. 1266127 & Before		
5-CYL. 2.3 L			Cam. Belt; Eng. No. 1266128 & After.....		
C70			☆T252		
Cam. Belt; Eng. No. 1266127 & Before	☆T252	105K	☆T331		
Cam. Belt; Eng. No. 1266128 & After.....	☆T331	105K	6-CYL. 2.8 L		
S60; V70			S80		
Cam. Belt.....	T331	105K	Cam. Belt.....		
2002			☆T270		
4-CYL. 1.9 L			6-CYL. 2.9 L		
S40; V40			S80		
Cam. Belt.....	☆T331	105K	Cam. Belt.....		
5-CYL. 2.3 L			T270		
C70			105K		
Cam. Belt; Eng. No. 1266127 & Before	☆T252	105K			
Cam. Belt; Eng. No. 1266128 & After.....	☆T331	105K			
S60; V70					
Cam. Belt.....	T331	105K			

☆ Interference Engine Application.

Timing Belt Replacement Recommendations

Application	Part No.	Recommended Replacement Interval	Application	Part No.	Recommended Replacement Interval
VOLVO - Continued			VOLVO - Continued		
1998			1993		
5-CYL. 2.3 L			4-CYL. 2.3 L		
C70; S70; V70			240; 940		
Cam. Belt; Eng. No. 1266127 & Before	☆T252	70K	Cam. Belt.....	☆T234	50K
Cam. Belt; Eng. No. 1266128 & After.....	☆T331	70K	5-CYL. 2.4 L		
5-CYL. 2.4 L			850		
C70; S70; V70			Cam. Belt; Eng. No. 131154 & Before.....	☆T217	30K
Cam. Belt; Eng. No. 1266127 & Before	☆T252	70K	Cam. Belt; Eng. No. 131155 & After.....	☆T252	50K
Cam. Belt; Eng. No. 1266128 & After.....	☆T331	70K	6-CYL. 2.9 L		
6-CYL. 2.9 L			960		
S90; V90			Cam. Belt.....	☆T217	30K
Cam. Belt.....	☆T270	70K	1992		
1997			4-CYL. 2.3 L		
5-CYL. 2.3 L			240; 740		
850			Cam. Belt.....	☆T032	50K
Cam. Belt.....	☆T252	70K	6-CYL. 2.9 L		
5-CYL. 2.4 L			960		
850			Cam. Belt.....	☆T217	30K
Cam. Belt.....	☆T252	50K	1991		
6-CYL. 2.9 L			4-CYL. 2.3 L		
960; S90; V90			240; 740; 780		
Cam. Belt.....	☆T270	70K	Cam. Belt.....	☆T032	50K
1996			1990-1989		
5-CYL. 2.3 L			4-CYL. 2.3 L		
850			240		
Cam. Belt.....	☆T252	70K	Cam. Belt.....	☆T032	50K
5-CYL. 2.4 L			740		
850			Balance Shaft Belt; W/DOHC Eng.....	☆T174	50K
Cam. Belt.....	☆T252	50K	Cam. Belt; W/DOHC Eng.; W/Auto. Tensioner ...	☆T198	50K
6-CYL. 2.9 L			Cam. Belt; W/DOHC Eng.; W/Man. Tensioner...	☆T173	50K
960; S90; V90			Cam. Belt; W/SOHC Eng.....	☆T032	50K
Cam. Belt.....	☆T270	70K	760; 780		
1995			Cam. Belt.....	☆T032	50K
4-CYL. 2.3 L			1988-1987		
940			4-CYL. 2.3 L		
Cam. Belt.....	☆T234	50K	240; 740; 760		
5-CYL. 2.3 L			Cam. Belt.....	☆T032	50K
850			1986		
Cam. Belt; Eng. No. 131154 & Before.....	☆T217	70K	4-CYL. 2.3 L		
Cam. Belt; Eng. No. 131155 & After.....	☆T252	70K	240; 740; 760		
5-CYL. 2.4 L			Cam. Belt.....	☆T032	50K
850			6-CYL. 2.4 L DIESEL		
Cam. Belt; W/DOHC Eng.; Eng. No. 131154 & Before.....	☆T217	30K	740		
Cam. Belt; W/DOHC Eng.; Eng. No. 131155 & After.....	☆T252	50K	Cam. Belt.....	☆T083	75K
Cam. Belt; W/SOHC Eng.....	T269	70K	Inj. Pump Belt.....	☆T082	75K
6-CYL. 2.9 L			1985		
960			4-CYL. 2.1 L		
Cam. Belt.....	☆T270	70K	240		
1994			Cam. Belt.....	☆T032	50K
4-CYL. 2.3 L			4-CYL. 2.3 L		
940			240; 740; 760		
Cam. Belt.....	☆T234	50K	Cam. Belt.....	☆T032	50K
5-CYL. 2.3 L			6-CYL. 2.4 L DIESEL		
850			240; 740; 760		
Cam. Belt; Eng. No. 131154 & Before.....	☆T217	70K	Cam. Belt.....	☆T083	75K
Cam. Belt; Eng. No. 131155 & After.....	☆T252	70K	Inj. Pump Belt.....	☆T082	75K
5-CYL. 2.4 L			1984		
850			4-CYL. 2.1 L		
Cam. Belt; W/DOHC Eng.; Eng. No. 131154 & Before.....	☆T217	30K	240		
Cam. Belt; W/DOHC Eng.; Eng. No. 131155 & After.....	☆T252	50K	Cam. Belt.....	☆T032	50K
Cam. Belt; W/SOHC Eng.....	T269	70K	4-CYL. 2.3 L		
6-CYL. 2.9 L			240; 760		
960			Cam. Belt.....	☆T032	50K
Cam. Belt.....	☆T252	50K	6-CYL. 2.4 L DIESEL		
			240; 760		
			Cam. Belt.....	☆T083	75K
			Inj. Pump Belt.....	☆T082	75K

☆ Interference Engine Application.

Timing Belt Replacement Recommendations

Application	Part No.	Recommended Replacement Interval	Application	Part No.	Recommended Replacement Interval
VOLVO - Continued					
1983					
4-CYL. 2.1 L					
240					
Cam. Belt.....	☆T032	50K			
4-CYL. 2.3 L					
240					
Cam. Belt.....	☆T032	50K			
6-CYL. 2.4 L DIESEL					
240; 760					
Cam. Belt.....	☆T083	75K			
Inj. Pump Belt.....	☆T082	75K			
1982					
4-CYL. 2.1 L					
240					
Cam. Belt.....	☆T032	50K			
4-CYL. 2.3 L (CANADA)					
240					
Cam. Belt.....	☆T032	50K			
6-CYL. 2.4 L DIESEL					
240					
Cam. Belt.....	☆T083	75K			
Inj. Pump Belt.....	☆T082	75K			
1981					
4-CYL. 2.1 L					
240; 260					
Cam. Belt.....	☆T032	50K			
4-CYL. 2.3 L (CANADA)					
240					
Cam. Belt.....	☆T032	50K			
6-CYL. 2.4 L DIESEL					
240; 260					
Cam. Belt.....	☆T083	75K			
Inj. Pump Belt.....	☆T082	75K			
1980					
4-CYL. 2.1 L					
240; 260					
Cam. Belt.....	☆T032	50K			
6-CYL. 2.4 L DIESEL					
240; 260					
Cam. Belt.....	☆T083	75K			
Inj. Pump Belt.....	☆T082	75K			
1979-1976					
4-CYL. 130					
240					
Cam. Belt.....	☆T032	50K			
YUGO					
1989					
4-CYL. 1.1 L					
GV; GVL					
Cam. Belt.....	☆T018	60K			
1988					
4-CYL. 1.1 L					
GV; GVL; GVS					
Cam. Belt.....	☆T018	60K			
1987					
4-CYL. 1.1 L					
GV					
Cam. Belt.....	☆T018	60K			
4-CYL. 1.3 L					
GVX					
Cam. Belt.....	☆T018	60K			
1986					
4-CYL. 1.1 L					
GV					
Cam. Belt.....	☆T018	60K			

☆ Interference Engine Application.

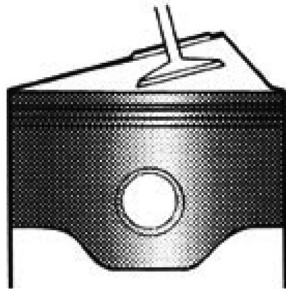
Free Running or Interference Engine? You and Your Customers Need to Know.

Automobile engines can be classified as either Free-Running or Interference, depending on what occurs if piston/valve synchronization is lost.

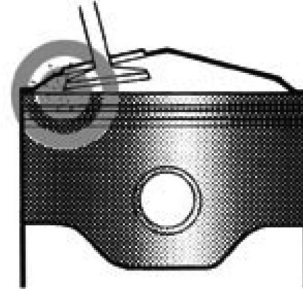
As illustrated below, in the free-running engine with the crankshaft still moving, there is enough clearance between the valve and piston, even if the cam stops with a valve fully open.

However, interference engines usually sustain damage if synchronization is lost. As illustrated, disrupted synchronization allows the piston and valve to collide causing damage and very expensive repairs for the vehicle owner. Damage can occur to valves, pistons, or heads, and in some cases, completely ruin the engine. Most import (with higher compression engines) and most car and light truck diesel engines are interference. To avoid costly engine repairs, follow the auto manufacturers' mileage replacement recommendations or we recommend timing belt replacement at around 60,000 miles.

Free Running
No Valve/Piston Interference



Interference
Valve/Piston Interference



NOTE: For your convenience, interference engines have been footnoted with a star in the application listings of this publication. This lets you easily identify them, and pass that information on to your customers.

Since timing belts are inside the engine they tend to be an out-of-sight, out-of-mind item and are seldom thought of as a part of routine maintenance. Here are some questions to ask customers that will help sell belts and protect the customer from expensive repairs:

1. Did you buy the car new? If yes, they'll know if the belt has ever been replaced.
2. Did you buy the car used? If so, they won't know if the belt has been replaced. This is a flag for the customer to get the belt checked, replaced or at least be aware that he has a timing belt.
3. How many miles are on the vehicle? Generally belts should be replaced at around 60,000 miles or less. Our Timing Belt Replacement Recommendations Booklet is an excellent tool for determining replacement intervals.
4. Have you ever replaced the timing belt? If the answer is yes or no (and the customer knows the mileage) you can determine where the vehicle is in the replacement cycle.

Here's a helpful hint for customers with vehicles within a few thousand miles of the recommended replacement interval. If they are having any engine repair done, have the timing belt checked. If it needs replacing, do it along with the other repairs and save time and money