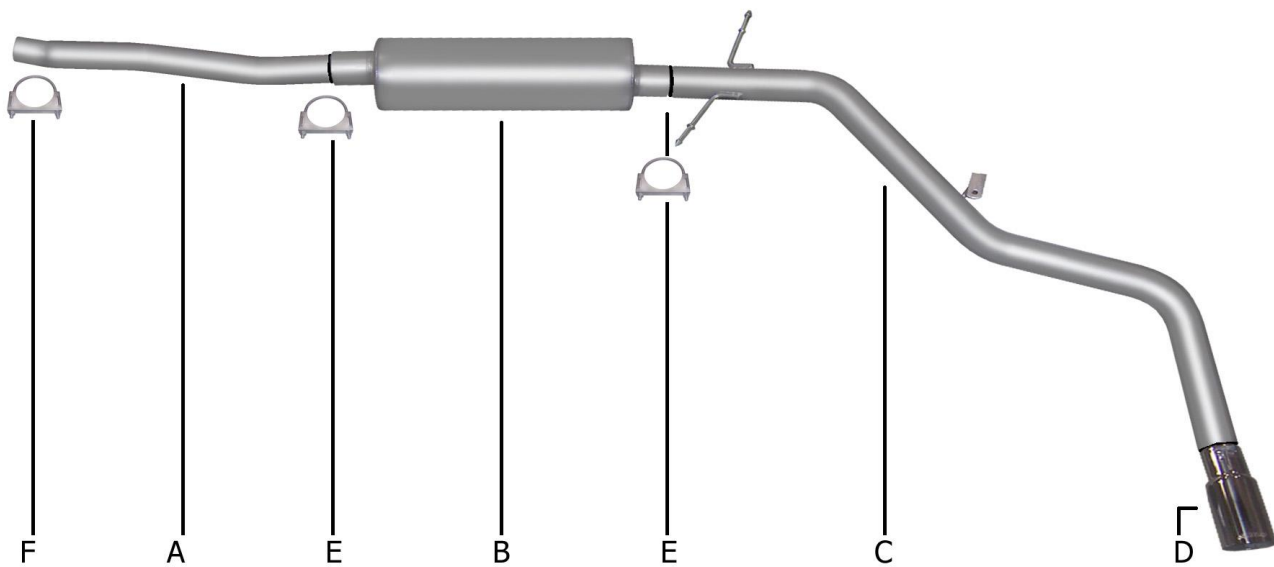




INSTRUCTION MANUAL
CAT BACK STAINLESS SINGLE EXHAUST
FRONTIER 3.3L, SUPERCHARGED 4WD 4DR
CREWCAB, SHORT & LONG BED
PART# 612206



ITEM	PART #	QUANTITY	DESCRIPTION
A	606-700495S	1	2 1/2" STAINLESS HEADPIPE
B	788200S	1	STAINLESS SUPERFLOW MUFFLER
C	481-700370S	1	2.5" OVERAXLE TAILPIPE
E	5757	2	2.5" CLAMP
D	500361	1	3" STAINLESS TIP
F	5756	1	2 1/4" CLAMP

EXHAUST INSTALLATION # 612206


WHEN INSTALLING THIS EXHAUST SYSTEM MAKE SURE TO USE PROPER SAFETY PRECAUTIONS. USE JACKSTANDS WHEN UNDER THE VEHICLE, SET PARKING BRAKE, BLOCK TIRES AND USE SAFETY GLASSES. **DO NOT WORK WITH HOT PIPES!!!**

SUGGESTED TOOLS:

9/16" SOCKET, 1/2" WRENCH, HACKSAW, JACKSTANDS, WD-40



LAY OUT THE GIBSON EXHAUST ON THE FLOOR AND COMPARE PART NUMBERS WITH THE MANUAL. LEAVE ALL FACTORY GROMMETS IN PLACE. FOR EASIER REMOVAL OF GROMMETS AND HANGERS USE WD-40 ON THEM.




INSTALL THE MUFFLER ONTO THE HEADPIPE 1" TO 2". THE INLET OF THE MUFFLER WILL HAVE THE INSIDE LOUVERS FACING FORWARD. USE CLAMP #E TO SECURE MUFFLER TO THE HEADPIPE. OUTLET SHOULD BE AT THE 7 O'CLOCK POSITION. DO NOT TIGHTEN.



REMOVE FROM HERE

REMOVE THE STOCK EXHAUST BY REMOVING THE CLAMP LOCATED IN THE FRONT OF THE MUFFLER. YOU MAY NEED TO HEAT UP FOR EASIER REMOVAL. NEXT UNBOLT THE REAR HANGER. **DO NOT DISGUARD THE HARDWARE FOR YOU WILL REUSE THE BOLT.** THEN CUT DIRECTLY BEHIND THE MUFFLER AND REMOVE THE STOCK EXHAUST.



SLIP THE OVER AXLE TAILPIPE #C INTO THE OUTLET OF THE MUFFLER 1-1/2" TO 2". CONNECT REAR HANGER TO FACTORY MOUNT LOCATED AT THE REAR OF THE VEHICLE WITH FACTORY BOLT. INSERT WELDED HANGER INTO RUBBER GROMMET. USE CLAMP #E TO SECURE TAILPIPE TO THE MUFFLER. DO NOT TIGHTEN.



INSTALL THE HEADPIPE #A. USE CLAMP #F TO SECURE HEADPIPE TO FACTORY PIPE. DO NOT TIGHTEN. YOU WILL NOT USE THE FACTORY FRONT HANGER WITH THE GIBSON SYSTEM



NEXT INSTALL YOUR STAINLESS STEEL TIP TO YOUR DESIRED LOOK. USE A STAINLESS OR ALUMINUM CLEANER TO POLISH TIP. NOW TIGHTEN ALL CLAMPS STARTING FROM THE FRONT AND WORKING BACK.

"MAKE SURE YOU HAVE A 1" CLERANCE ON ALL PIPES FROM ALL RUBBER BRAKE LINES, TIRES, SHOCK BOOTS, FUEL LINES, ETC..."