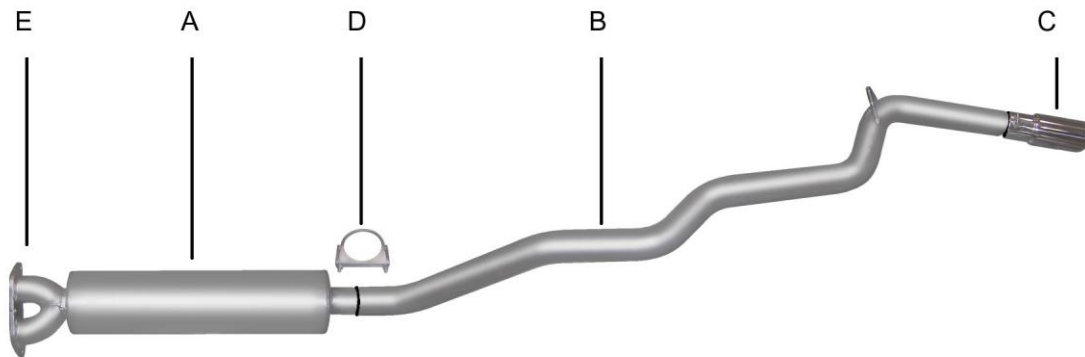




INSTRUCTION MANUAL
CAT-BACK STAINLESS SINGLE EXHAUST
FORD EXPLORER 5.0L 2/4WD
MOUNTAINEER 5.0L 2/4WD

PART # 619992



ITEM	PART #	QTY	DESCRIPTION
A	788500S-6	1	STAINLESS MUFFLER ASSEMBLY W/FLGE #GP-107
B	410-700264S	1	2 1/2" STAINLESS OVERAXLE TAILPIPE
C	500361	1	3" STAINLESS STEEL TIP
D	4136	1	REAR MUFFLER HANGER
E	BO-1012	1	BOLT KIT FOR MUFFLER


WILL NOT FIT WITH RELOAD LEVELING SYSTEM
DUAL INLET- 3 BOLT WELDED FLANGE

EXHAUST INSTALLATION INSTRUCTIONS KIT# 619992

WHEN INSTALLING THIS EXHAUST SYSTEM MAKE SURE TO USE ALL THE PROPER SAFETY PRECAUTIONS. USE JACK STANDS WHEN UNDER TRUCK, SET PARKING BRAKE, BLOCK TIRES AND USE SAFETY GLASSES. **DO NOT WORK WITH HOT PIPES!**

SUGGESTED TOOLS:


15MM WRENCH & SOCKET, 9/16" SOCKET & WRENCH, 1/2" SOCKET WRENCH, JACKSTAND, HACKSAW



LAYOUT THE GIBSON EXHAUST AND COMPARE PART NUMBERS TO THE PIPE NUMBERS. FOR EASY REMOVAL, CUT THE STOCK TAILPIPE BEHIND THE MUFFLER AND ALSO BEHIND THE AXLE. NOW UNBOLT THE STOCK FLANGE AND REMOVE THE STOCK MUFFLER. **DO NOT DAMAGE THE FACTORY GASKET BECAUSE YOU WILL RE-USE IT.**




INSTALL OVERAXLE TAILPIPE #B AND ATTACH TO MUFFLER OUTLET USING HANGER #D, WHEN INSTALLING THE TAILPIPE YOU WILL NEED TO JACK THE BODY OF THE VEHICLE UP, TO SLIDE THE TAILPIPE THROUGH THE LEAF SPRING AND THE BOTTOM OF THE FRAME. ALSO THE SHOCK IN FRONT OF THE AXLE MAY NEED TO BE DISCONNECTED AND LOWERED TO SLIP THE TAIL PIPE IN. INSERT THE WELDED HANGER INTO THE RUBBER GROMMETT.



INSTALL MUFFLER ASSEMBLY ONTO THE STOCK FLANGE REUSING THE FACTORY GASKET AND HEADPIPE BOLT KIT #E. DO NOT TIGHTEN!!

REAR MUFFLER HANGER #D



NEXT, INSTALL REAR MUFFLER HANGER #D AND INSERT INTO RUBBER GROMMETT. DO NOT TIGHTEN.



INSTALL THE STAINLESS TIP. USE ANY ALUMINUM OR STAINLESS STEEL CLEANER TO POLISH YOUR STAINLESS STEEL TIP. NOW GO BACK AND TIGHTEN THE FLANGE AT THE CATALYTIC CONVERTER, HANGER AND CLAMPS.

MAKE SURE YOU HAVE AT LEAST A 1" CLEARANCE ON ALL PIPES, RUBBER BRAKE LINES, FUEL LINES, SHOCK BOOTS, TIRES, ETC.