


**Air Systems****Anti-Lock Brake Systems****Axles & Components****Bearings, Seals,  
Hubcaps****Body Components****Cargo Control****Chemicals,  
Sealants, Adhesives****Container Parts****Doors & Accessories****Drawbars,  
Kingpins, Couplers****Electrical****Fasteners****Flooring &  
Crossmembers****Hubs & Drums****Landing Gear  
& Accessories****Lighting****Miscellaneous Items****Mudflaps & Fenders****Safety & Security****Scuffbands & Liners****Suspensions****Tire Inflation Systems****Tools & Accessories****Wheels & Rims**

### GLADHANDS



**QWIK-E GLADHAND**

Part Number	Description
12-206	1/2" PORT



**QWIK-E GLADHAND**

Part Number	Description
12-236	3/8" BOTTOM PORT



**BRACKET MOUNT W/ PLUGS**

Part Number	Description
11440	SERVICE 3/8" PORTS
11441	EMERGENCY 3/8" PORTS
11444	SERVICE 1/2" PORTS
11445	EMERGENCY 1/2" PORTS



**38 DEGREE ANGLE MOUNT 3/8" PORT**

Part Number	Description
12-136	SERVICE
12-138	EMERGENCY
12-1361	SERVICE W/ FILTER
12-1381	EMERGENCY W/ FILTER
9216E-A	EMERGENCY (SS CLAMP & FILTER)
9217S-A	SERVICE (SS CLAMP & FILTER)



**45 DEGREE ANODIZED SWIVEL GLADHANDS**

Part Number	Description
36181	SERVICE
36281	EMERGENCY
36181U	SERVICE (URETHANE SEAL)
36281U	EMERGENCY (URETHANE SEAL)



**90 DEGREE SWIVEL GLADHANDS**

Part Number	Description
441062	SERVICE 3/8" BOTTOM PORT
441063	EMERGENCY 3/8" BOTTOM PORT
441102	SERVICE 3/8" PORTS W/ PLUG
441103	EMERGENCY 3/8" PORTS W/ PLUG
GT-5351P	EMERGENCY 3/8" W/ TUBE FITTINGS
GT-5352P	SERVICE 3/8" W/ TUBE FITTINGS



**STRAIGHT MOUNT GLADHANDS 1/2" PORT**

Part Number	Description	Material
12-006	SERVICE	ALUMINUM
12-008	EMERGENCY	
12-010	UNIVERSAL	



**SHUT-OFF GLADHANDS**

Part Number	Description
441003	SERVICE 1/2" TUBE FITTING
441012	EMERGENCY 1/2" TUBE FITTING
441080	EMERGENCY 3/8" PIPE PORT
441081	SERVICE 3/8" PIPE PORT
BULK HEAD SHUT-OFF GLADHANDS	
441148	SERVICE 3/8" TUBE FITTING
441149	EMERGENCY 3/8" TUBE FITTING



**SHUT-OFF GLADHANDS**

Part Number	Description
36153	SERVICE 3/8" TUBE FITTING
36253	EMERGENCY 3/8" TUBE FITTING
36154	SERVICE 1/2" TUBE FITTING
36254	EMERGENCY 1/2" TUBE FITTING

## GLADHAND ACCESSORIES

GLADHAND ACCESSORIES



Part Number	Description
36390	SWIVEL GLADHAND MOUNT 90 DEGREE



Part Number	Description
36380	SWIVEL GLADHAND MOUNT 45 DEGREE



Part Number	Description
59001-5	GLADHAND LOCK W/ 2 KEYS



Part Number	Description
11312	GLADHAND ELBOW ALUMINUM



Part Number	Description
12-0100	DUMMY GLADHAND ALUM W/ CABLE
GT-5345	DUMMY GLADHAND ALUM W/ SS CABLE
11402	DUMMY GLADHAND W/ CHAIN



45 DEGREE SWIVEL TUBING ADAPTERS	
Part Number	Description
55286	3/8 NPTF TO 3/8 OD TUBE
55287	3/8 NPTF TO 1/2 OD TUBE



Part Number	Description
15042	STOW-A-WAY COILED CABLE & AIR LINE BRACKET FOR 2-PLUGS & 2-GLADHANDS



Part Number	Description
GT-2610	GLADHAND PACIFIER



Part Number	Description
10024	PROTECT-O GLADHAND SEAL
GT-2604	



GLADHAND SEALS	
Part Number	Description
12-0161	BLUE POLYURETHANE
12-0162	RED POLYURETHANE
12-0163	BLACK POLYURETHANE
9004	DOUBLE LIP RUBBER

## AIR BRAKE HOSES



3/8" HOSE 3/8" ENDS DOUBLE SWIVEL	
Part Number	Length
263366-024	24"
263366-028	28"
263366-032	32"
263366-036	36"
263366-044	44"
263366-048	48"
263366-060	60"
263366-072	72"

1/2" HOSE 3/8" ENDS DOUBLE SWIVEL	
Part Number	Length
283366-018	18"
283366-024	24"
283366-028	28"
283366-030	30"
283366-034	34"
283366-036	36"
283366-038	38"
283366-040	40"
283366-042	42"
283366-044	44"
283366-048	48"
283366-056	56"
283366-060	60"
283366-072	72"



3/8" HOSE 1/2" FIXED ENDS W/ V-SEAL & SPRINGS		
Part Number	Length	Note
262288-60BVS	60"	BLUE RUBBER
262288-72BVS	72"	
262288-60RVS	60"	RED RUBBER
262288-72RVS	72"	

1/2" HOSE 1/2" ENDS SWIVEL W/ SPRING GUARDS	
Part Number	Length
PS1212-S48	48"
PS1212-S90	90"

1/2" HOSE 1/2" ENDS FIXED W/ SPRING GUARDS	
Part Number	Length
SRR1212-S29	29"

## SLIDER HOSES



1/4" HOSE CONNECTS TO 3/8" TUBE	
Part Number	Length
32801-090	90"
32801-106	106"
32801-114	114"
32801-124	124"
32801-144	144"

3/8" HOSE CONNECTS TO 3/8" TUBE	
Part Number	Length
32301-106	106"
32301-114	114"
32301-130	130"
32301-138	138"

3/8" HOSE CONNECTS TO 1/2" TUBE	
Part Number	Length
32302-106	106"
32302-114	114"
32302-120	120"
32302-138	138"

## HOSE SPRINGS & SEPARATORS



Part Number	Diameter	Length
11600	1.13"	25.09"
11601	.75"	12.38"
11602	1.00"	12.67"
11603	1.08"	15.42"



Part Number	Hose Size
11548	3/8"
11549	1/2"
01-100-011-CBK	3/8" - 1/4"

## HOSE CLAMPS



Part Number	Description
11541	HOSE CLAMP 3/8"



Part Number	Description
11543	HOSE CLAMP 3/8"



Part Number	Description
11544	HOSE CLAMP 3/8"



Part Number	Description
34268	HOSE CLAMP 3/8"
34269	HOSE CLAMP 1/2"

## COILED AIR LINES & ACCESSORIES



COILED AIR LINES	
Part Number	Description
11-310	12' RED (EMERGENCY)
11-311	12' BLUE (SERVICE)
11-312	12' PAIR (RED AND BLUE)
11-315	15' PAIR (RED AND BLUE)
11-317	15' RED (EMERGENCY)
11-318	15' BLUE (SERVICE)
11-338	15' RED (EMERGENCY) W/40" LEAD
11-339	15' BLUE (SERVICE) W/40" LEAD
11-340	15' PAIR (RED AND BLUE) W/40" LEAD
11-320	20' PAIR (RED AND BLUE)



PLASTIC/SYNFLEX TUBING		
Part Number	Size	Color
1120-4A-BLK	1/4"	BLACK
1120-6B-BLK	3/8"	
1120-6B-BLU		BLUE
1120-6B-RED		RED
1120-8B-BLK	1/2"	BLACK
1120-8B-BLU		BLUE
1120-8B-RED		RED
1120-10B-BLK	5/8"	BLACK
1120-12B-BLK	3/4"	



Part Number	Description
17-148	TRACKER BAR 20" SPRING



Part Number	Description
11500	POGO STICK, ZINC W/HOSE CLAMP



Part Number	Description
11120	TUBE CLAMP 1/4" I.D.
34014	TUBE CLAMP 3/4" I.D.



BULK RUBBER AIR HOSE	
Part Number	Size
55924	3/8"
55925	1/2"

## SPRING BRAKE CHAMBERS & ACCESSORIES



Part Number	Description	Vendor
BTS-2424	2424 STANDARD	RANGER
BTS-2430	2430 STANDARD	
BTS-3030	3030 STANDARD	
BTS-3030LS	3030 LONG STROKE	
BTS-3030LSX	3030 LONG STROKE/LONG ROD	
BTS-3030X	3030 STD 13" ROD (INTRAAX)	
BTS-3030X-90	3030 STD LONG ROD (VANTRAAX)	
BTS-3030-8050	3030 STD W/ CLEVIS	
ETS-3030	3030 ECONOMY	
GC3030LP40	3030 GOLD SEAL LONG STROKE	HALDEX
GC3030P40	3030 GOLD SEAL STANDARD	
GC3030S4P40	GOLD SEAL (INTRAAX & VANTRAAX)	

Part Number	Description	Vendor
LC3030LP40	3030 LIFE SEAL LONG STROKE	HALDEX
LC3030P40	3030 LIFE SEAL STANDARD	
3230051X	TR3030LP3 LONG STROKE	MGM
3430051X	TR3030 STANDARD	
3030TL2-2401	3030 OMNI STANDARD 5.75" ROD	TSE
3030TL2-2412	3030 OMNI STANDARD 9.75" ROD	
3030TL3-2517	3030 OMNI LONG STROKE 9.75" ROD	
3030TL3-3265	3030 OMNI LONG STROKE 5.75" ROD	
3030TN2UL-2921	3030 ULTRALIFE STANDARD	
3030TN3UL-2923	3030 ULTRALIFE LONG STROKE	
3030TNW3UL-2997	3030 ULTRALIFE LONG STROKE WELDED CLEVIS	

**BRAKE CHAMBERS & ACCESSORIES**



SERVICE CHAMBERS	
Part Number	Description
BSC-20	TYPE 20
BSC-24	TYPE 24
A3000	TYPE 30



BRAKE CHAMBER DIAPHRAGMS		
Part Number	Type	Note
RB-D-16	16	
RB-D-20	20	
RB-D-24	24	
RB-D-30		
RB-D-303	30	LONG STROKE
18300		W/ GD LOGO



3030 PIGGY BACK UNITS		
Part Number	Description	Vendor
GP3030KP40	GOLD SEAL KIT, 2.50" STROKE	HALDEX
GP3030P40	GOLD SEAL, 2.50" STROKE	
LP3030KP40	LIFE SEAL KIT, 2.50" STROKE	RANGER
BPS-3030	2.50" STROKE	
BPS-3030K	KIT, 2.50" STROKE	
BPS-3030KLS	KIT, 3.00" STROKE	MGM
3230008X	TR3030LP3 KIT, 3.00" STROKE	
3430008X	TR3030 KIT, 2.50" STROKE	



Part Number	Description
CB30	CLAMP ASSEMBLY TYPE 30
RB-016-24	CLAMP ASSEMBLY TYPE 24
RB-053	CLAMP ASSEMBLY TYPE 30

Part Number	Description
BA1	BOOT ASSEMBLY 5/8" PUSH ROD

Part Number	Description
PR30	PUSH ROD TYPE 30, 5/8" X 18"

## BRAKE CHAMBER ACCESSORIES



STRAIGHT CLEVIS KITS	
Part Number	Description
AS-3000	5/8" W/ PINS
AS-3001	1/2" W/ PINS



Part Number	Description
AS-4004	CLEVIS PIN KIT 6-1/2" & 6-1/4" PINS W/ 12-COTTER PINS



Part Number	Description
AS-3018	5/8" CLEVIS, EXTD COLLAR LOCK



Part Number	Description
AS-3019	CLEVIS W/ 1/2" & 5/8" COLLAR NUTS



FORGED CLEVIS KITS	
Part Number	Description
CF1	1/2" W/ 1/2" PIN
CF2	5/8" W/ 1/2" PIN
CF3	5/8" W/ 5/8" PIN
CF10	5/8" W/ 1/2" SS PIN
RB-30CL	5/8" W/ 1/2" PIN




Part Number	Description
RT1	CAGING BOLT



Part Number	Description
RTP1	DUST PLUG, GOLD SEAL



Part Number	Description
RTP2	DUST PLUG MIDLAND STYLE



CLEVIS PINS	
Part Number	Description
CP1	1/2" X 1.63"
R801730	1/4" X 1.19"
R801732	1/2" X 1.50"



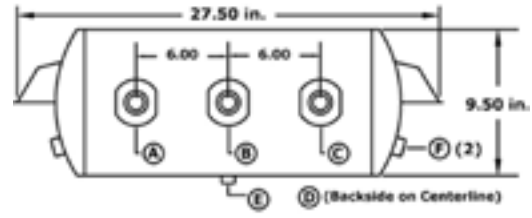
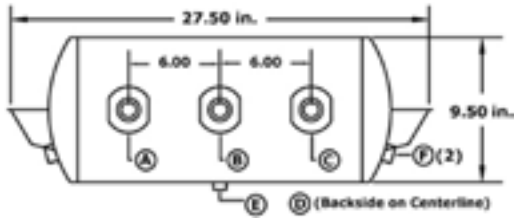
Part Number	Description
R810019	5/8" STRAIGHT CLEVIS



Part Number	Description
S2002	5/8" STRAIGHT CLEVIS KIT

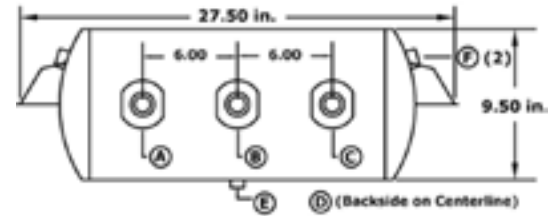
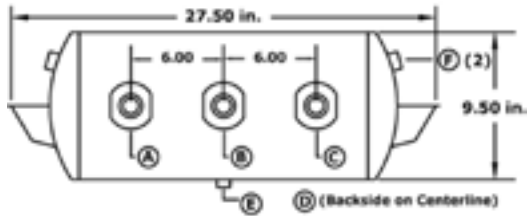


## AIR TANKS



Part Number	Main Port A	Main Port B	Main Port C	Main Port D	Drain Port E	Drain Port F
HT-9501		3/4"			1/4"	3/8"
HT-9504						
HT-9507	3/4"		3/4"			1/2"
HT-95107		1/2"		1/2"		
HT-95119	3/4"		3/4"			3/8"
HT-9534		3/4"		3/4"		1/2"
HT-9537						
HT-9539						3/8"
HT-9543		1/2"				3/8"
HT-9553	3/4"		3/4"	3/4"		1/2"
HT-9562						
HT-9577		1/2"		1/2"		3/8"
HT-9578		3/4"				
HT-9587	1/2"		1/2"			

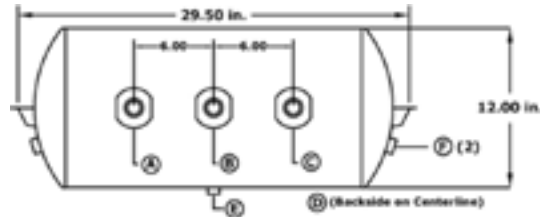
Part Number	Main Port A	Main Port B	Main Port C	Main Port D	Drain Port E	Drain Port F	
HT-9500		3/4"			1/4"	3/8"	
HT-9508				3/4"			
HT-95118							1/2"
HT-9512		1/2"				1/2"	
HT-9513	1/2"	3/4"	1/2"			3/8"	
HT-9515		1/2"		1/2"			
HT-95156	3/4"		3/4"				
HT-95161				3/4"			
HT-9518		3/4"					1/2"
HT-9522		1/2"		1/2"			3/8"
HT-9523							
HT-9533		3/4"		3/4"		1/2"	
HT-9538		None			3/8"		
HT-9542	1/2"		1/2"				
HT-9572		3/4"				3/8"	



Part Number	Main Port A	Main Port B	Main Port C	Main Port D	Drain Port E	Drain Port F
HT-9503		3/4"			1/2"	3/8"
HT-9506		1/2"		1/2"	1/4"	1/2"
HT-95120						1/4"
HT-9526						3/8"
HT-9530		3/4"		3/4"		1/2"
HT-9541		1/2"				3/8"
HT-9544						
HT-9561		3/4"				
HT-9571						
HT-9575		1/2"		1/2"		
HT-9579		3/4"				
HT-9585	3/4"		3/4"	3/4"		1/2"
HT-9590						

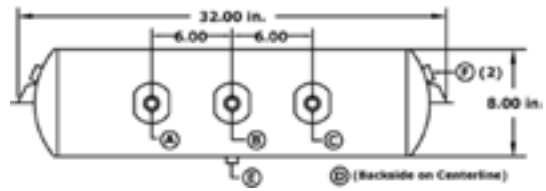
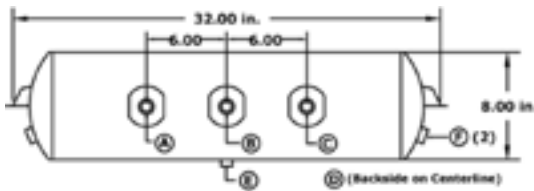
Part Number	Main Port A	Main Port B	Main Port C	Main Port D	Drain Port E	Drain Port F	
HT-9502	1/2"		1/2"	1/2"	1/4"	1/2"	
HT-9505							3/8"
HT-9510		3/4"				1/2"	
HT-95116	3/4"		3/4"				
HT-9514		1/2"					
HT-95149	3/4"		3/4"			3/8"	
HT-95162							3/4"
HT-9528		3/4"		3/4"			
HT-9529							
HT-9531		1/2"		1/2"			1/2"
HT-9532							
HT-9547		3/4"		3/4"		1/2"	
HT-9568		1/2"			3/8"		

### AIR TANKS



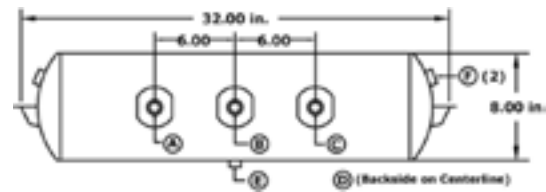
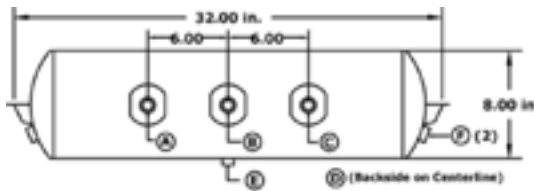
Part Number	Main Port A	Main Port B	Main Port C	Main Port D	Drain Port E	Drain Port F
HT-1200		3/4"			1/4"	3/8"
HT-1204				3/4"		1/2"
HT-1205						3/8"
HT-1206				1/2"		1/2"
HT-1209			3/4"		3/8"	
HT-12130	3/4"		3/4"		1/2"	
HT-1219			3/4"		3/8"	

Part Number	Main Port A	Main Port B	Main Port C	Main Port D	Drain Port E	Drain Port F
HT-1229	3/4"		3/4"		1/4"	3/8"
HT-1232		1/2"		1/2"		
HT-1237	1/2"		3/4"		3/8"	3/8"
HT-1238		3/4"		3/4"		
HT-1239	3/4"		3/4"		3/8"	1/2"
HT-1257		1/4"			1/4"	1/4"
HT-1266		1/2"				3/8"



Part Number	Main Port A	Main Port B	Main Port C	Main Port D	Drain Port E	Drain Port F
HT-8008		3/4"		3/4"	1/4"	1/2"
HT-8013						
HT-8014				3/4"		
HT-8015		1/2"	1/2"		3/8"	
HT-8020		3/4"				
HT-8029						
HT-8068	3/4"		3/4"			

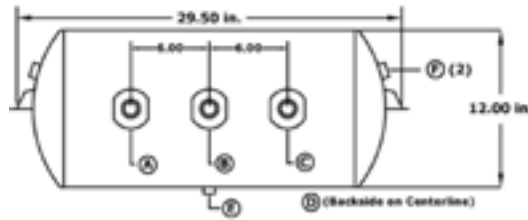
Part Number	Main Port A	Main Port B	Main Port C	Main Port D	Drain Port E	Drain Port F
HT-8001		3/4"			1/4"	3/8"
HT-8007				3/4"		
HT-80115						
HT-8012				3/4"	1/4"	1/2"
HT-8016		1/2"		1/2"		
HT-8022	3/4"		3/4"		3/8"	
HT-8036	1/2"	1/2"	1/2"	1/2"		
HT-8037	3/4"		3/4"	3/4"		
HT-8060		1/2"				



Part Number	Main Port A	Main Port B	Main Port C	Main Port D	Drain Port E	Drain Port F
HT-8000		3/4"			1/4"	3/8"
HT-8030	3/4"		3/4"			
HT-8041		3/4"			3/8"	1/2"
HT-8047	3/4"		3/4"	3/4"		
HT-8052		3/4"				
HT-8085		1/2"		1/2"		

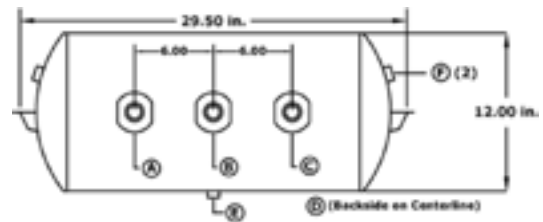
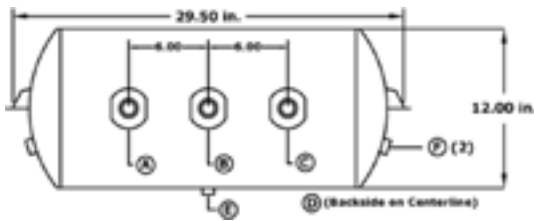
Part Number	Main Port A	Main Port B	Main Port C	Main Port D	Drain Port E	Drain Port F
HT-80103	1/2"		1/2"	1/2"	1/4"	3/8"
HT-8031		3/4"				
HT-8034					3/4"	

## AIR TANKS



Part Number	Main Port A	Main Port B	Main Port C	Main Port D	Drain Port E	Drain Port F
HT-1207	3/4"		3/4"		1/4"	1/2"
HT-1210			1/2"	1/2"		
HT-12112	1/2"		3/4"		1/4"	3/8"
HT-12127			1/2"			
HT-1214		3/4"			1/4"	3/8"
HT-1216		1/2"		1/2"		
HT-1217	3/4"		3/4"		1/4"	3/8"
HT-1218				1/2"		
HT-1222		1/2"				3/8"

Part Number	Main Port A	Main Port B	Main Port C	Main Port D	Drain Port E	Drain Port F
HT-1243		1/2"		3/4"	1/4"	3/8"
HT-1247	1/2"		1/2"	1/2"		
HT-1248	3/4"	3/4"	3/4"	3/4"	1/4"	3/8"
HT-1254						
HT-1255	1/2"	1/2"	1/2"	1/2"	1/4"	3/8"
HT-1270		3/4"		3/4"		
HT-1275				3/4"	1/4"	1/2"
HT-1276	3/4"		3/4"			



Part Number	Main Port A	Main Port B	Main Port C	Main Port D	Drain Port E	Drain Port F
HT-12100				1/2"	1/4"	3/8"
HT-1211		3/4"				1/2"
HT-1213					1/4"	3/8"
HT-1223		1/2"				1/2"
HT-1226				1/2"	1/4"	3/8"
HT-1230	3/4"		3/4"			1/2"
HT-1231				3/4"	3/8"	
HT-1235		3/4"			1/4"	1/2"
HT-1242						3/8"
HT-1249	3/4"		3/4"		1/4"	3/8"
HT-1280	1/2"		1/2"	1/2"		1/2"
HT-1292					1/4"	3/8"
HT-1293	3/4"	3/4"	3/4"			1/2"
HT-1294					3/4"	

Part Number	Main Port A	Main Port B	Main Port C	Main Port D	Drain Port E	Drain Port F
HT-1208		3/4"			1/4"	3/8"
HT-12102		1/2"		3/4"		
HT-12104	1/2"		1/2"	1/2"	1/4"	3/8"
HT-1250	3/4"		3/4"	3/4"		
HT-1253					3/4"	
HT-1260		1/2"		1/2"	1/4"	1/2"
HT-1273						
HT-1274	3/4"		3/4"		1/4"	3/8"
HT-1279		3/4"				
HT-1282	3/4"		3/4"	3/4"	1/4"	1/2"
HT-1297		3/4"				

## BRASS SHUTOFF & DRAIN VALVES



Part Number	Description
2005-8	BALL VALVE FEMALE PIPE 1/2" PIPE THREAD



Part Number	Description
2120-B	SHUTOFF COCK FEMALE PIPE TO MALE PIPE 1/4" PIPE THREAD



Part Number	Description
241-B	DRAIN COCK 1/4" PIPE THREAD




Part Number	Description
12104	DRAIN VALVE WITH 48" CABLE
12105	DRAIN VALVE WITH 60" CABLE



Part Number	Description
12112	DRAIN COCK 1/4"


## BULKHEAD FRAME FITTINGS



FRAME FITTINGS FEMALE TO NYLON TUBING				
Part Number	Female Thread	Tube Size	Mounting Hole	Overall Length
113-6AB	3/8" NPTF	3/8" OD	7/8"	1.75"
113-8AB		1/2" OD		
50008	3/8" NPT	3/8" OD		1.38"
50009		3/8" OD		



FRAME FITTINGS FEMALE TO FEMALE				
Part Number	Female Thread A	Tube Size B	Mounting Hole	Overall Length
114-66	3/8" NPTF	3/8" NPTF	1.00"	1.50"
114-88	1/2" NPTF	1/2" NPTF	1.25"	
50005	1/4" NPT	1/4" NPT	.75"	



FRAME FITTING MALE TO FEMALE				
Part Number	Male Thread A	Female Thread B	Mounting Size	Overall Length
115-86	1/2" NPTF	3/8" NPTF	1.00"	2.00"



FRAME FITTING MALE TO FEMALE				
Part Number	Male Thread A	Female Thread B	Mounting Size	Overall Length
115-88	1/2" NPTF	1/4" NPTF	1.25"	2.9"
50027	1/2" NPT	1/4" NPT	.75"	1.75"

**BRASS CONNECTORS & FITTINGS**
**BRASS CONNECTORS & FITTINGS**


UNION ELBOW	
Part Number	Pipe Thread
100-A	1/8"
100-B	1/4"
100-C	3/8"
100-D	1/2"




TEES	
Part Number	Pipe Thread
101-A	1/8"
101-B	1/4"
101-C	3/8"
101-D	1/2"



TUBE COUPLINGS	
Part Number	Tube Size
103-A	1/8"
103-B	1/4"
103-C	3/8"
103-D	1/2"



STREET TEES	
Part Number	Pipe Thread
107-A	1/8"
107-B	1/4"
107-C	3/8"
107-D	1/2"



SQUARE HD. PIPE PLUGS	
Part Number	Pipe Thread
109-A	1/8"
109-B	1/4"
109-C	3/8"
109-D	1/2"



TUBE UNIONS	
Part Number	Tube Size
1362-4	1/4"
1362-6	3/8"
1362-8	1/2"
1362-10	5/8"
1362-12	3/4"



CLOSE NIPPLES	
Part Number	Pipe Thread
112-A	1/8"
112-B	1/4"
112-C	3/8"
112-D	1/2"



90 DEGREE STREET ELBOWS	
Part Number	Pipe Thread
115-A	1/8"
115-B	1/4"
115-C	3/8"
115-D	1/2"



45 DEGREE STREET ELBOWS	
Part Number	Pipe Thread
124-A	1/8"
124-B	1/4"
124-C	3/8"
124-D	1/2"



HEX HD. PIPE PLUGS	
Part Number	Pipe Thread
121-A	1/8"
121-B	1/4"
121-C	3/8"
121-D	1/2"
121-E	3/4"



HOSE MENDER	
Part Number	Hose Size
105501	3/8"
107701	1/2"



MENDER BODY	
Part Number	Hose Size
1055011	3/8"
1077011	1/2"



HEX NIPPLES	
Part Number	Pipe Thread
122-A	1/8"
122-B	1/4"
122-C	3/8"
122-D	1/2"



PIPE ADAPTERS		
Part Number	Female Pipe Thread	Male Pipe Thread
120-BA	1/4"	1/8"
120-CB	3/8"	1/4"
120-DC	1/2"	3/8"



INSERTS		
Part Number	Tube Size	Tube I.D.
19261	3/8"	1/4"
19281	1/2"	3/8"
19301	5/8"	7/16"



FERRULES	
Part Number	Hose Size
1022	3/8"
1022-8	1/2"



SLEEVES FOR COPPER TUBING	
Part Number	Tube Size
1160-4	1/4"
1160-6	3/8"
1160-8	1/2"



SLEEVES	
Part Number	Tube Size
1360-4	1/4"
1360-6	3/8"
1360-8	1/2"
1360-10	5/8"



UNION NUTS	
Part Number	Tube Size
1361-4	1/4"
1361-6	3/8"
1361-8	1/2"
1361-10	5/8"



INSERTS	
Part Number	Tube Size
60-4	1/4"
60-5	5/16"
60-6	3/8"
60-8	1/2"

## BRASS CONNECTORS & FITTINGS



BUSHINGS		
Part Number	Male Thread	Female Thread
110-BA	1/4"	1/8"
110-CB	3/8"	1/4"
110-DA		1/8"
110-DB	1/2"	1/4"
110-DC		3/8"
110-ED	3/4"	1/2"



UNION TEES	
Part Number	Tube Size
1364-4	1/4"
1364-6	3/8"
1364-8	1/2"



MALE RUN TEES		
Part Number	Tube Size	Pipe Thread
1371-4A	1/4"	1/8"
1371-4B		1/4"
1371-6B	3/8"	1/4"
1371-6C		3/8"
1371-8C	1/2"	3/8"
1371-8D		1/2"



MALE BRANCH TEES		
Part Number	Tube Size	Pipe Thread
1372-4A	1/4"	1/8"
1372-4B		1/4"
1372-6A	3/8"	1/8"
1372-6B		1/4"
1372-6C	1/2"	3/8"
1272-8C		1/2"
1372-8D		1/2"



HOSE FITTINGS W/SPRING GUARD		
Part Number	I.D. Hose Size	Pipe Thread
102	3/8"	1/4"
103		3/8"
104		1/2"
103-8	1/2"	3/8"
104-8		1/2"



HOSE FITTINGS NO SPRING GUARD		
Part Number	I.D. Hose Size	Pipe Thread
105	3/8"	1/4"
106		3/8"
107		1/2"
106-8	1/2"	3/8"
107-8		1/2"



90 DEGREE ANCHOR FITTING		
Part Number	Pipe Thread A	Pipe Thread B
50016	3/8"	3/8"



MALE CONNECTORS		
Part Number	Tube Size	Pipe Thread
1368-4A	1/4"	1/8"
1368-4B		1/4"
1368-4C		3/8"
1368-6A	3/8"	1/8"
1368-6B		1/4"
1368-6C		3/8"
1368-6D		1/2"
1368-8B	1/2"	1/4"
1368-8C		3/8"
1368-8D		1/2"
1368-10D	5/8"	1/2"



45 DEGREE MALE ELBOWS		
Part Number	Tube Size	Pipe Thread
1374-4A	1/4"	1/8"
1374-4B		1/4"
1374-6A	3/8"	1/8"
1374-6B		1/4"
1374-6C		3/8"
1274-6D	1/2"	1/2"
1374-8B		1/4"
1374-8C	1/2"	3/8"
1374-8D		1/2"



90 DEGREE MALE ELBOWS		
Part Number	Tube Size	Pipe Thread
1369-4A	1/4"	1/8"
1369-4B		1/4"
1369-4C		3/8"
1369-6A	3/8"	1/8"
1369-6B		1/4"
1369-6C		3/8"
1369-6D		1/2"
1369-8B	1/2"	1/4"
1369-8C		3/8"
1369-8D		1/2"
1369-10D	5/8"	1/2"

## PUSH-LOCK COMPOSITE FITTINGS FOR NYLON TUBING



**UNION CONNECTORS**

Part Number	Tube Size
QL1362-4	1/4"
QL1362-6	3/8"
QL1362-8	1/2"



**UNION TEES**

Part Number	Tube Size
QL1364-4	1/4"
QL1364-6	3/8"
QL1364-8	1/2"



**MALE CONNECTORS**

Part Number	Tube Size	Pipe Thread
QL1368-4A	1/4"	1/8"
QL1368-4B		1/4"
QL1368-4C		3/8"
QL1368-6B	3/8"	1/4"
QL1368-6C		3/8"
QL1368-6D		1/2"
QL1368-8B	1/2"	1/4"
QL1368-8C		3/8"
QL1368-8D		1/2"



**SWIVEL MALE ELBOWS**

Part Number	Tube Size	Pipe Thread
QL1369-4A	1/4"	1/8"
QL1369-4B		1/4"
QL1369-4C		3/8"
QL1369-6B	3/8"	1/4"
QL1369-6C		3/8"
QL1369-6D		1/2"
QL1369-8B	1/2"	1/4"
QL1369-8C		3/8"
QL1369-8D		1/2"

### SPRING BRAKE VALVES



FULL FUNCTION VALVES	
Part Number	Notes
KN28600	.75" RESERVOIR PORT
KN28601	.50" RESERVOIR PORT



Part Number	Description	Priority
110700	SPRING BRAKE VALVE	SERVICE
110800	SPRING BRAKE VALVE	SPRING



Part Number	Description	Priority
110500	SPRING BRAKE VALVE, NO PLUGS	SERVICE
110505	SPRING BRAKE VALVE, DEL B PLUGGED	SPRING



Part Number	Description
51301	SPRING BRAKE VALVE (TEV)



Part Number	Description
51321	SPRING BRAKE VALVE (STEV)



Part Number	Description
KN26020	MULTI-FUNCTION VALVE RT4



Part Number	Description
SR-5	SPRING BRAKE VALVE



Part Number	Description
101112	SPRING BRAKE VALVE SR4



Part Number	RES A	RES B	Notes
110170	1/2"	1/2"	
110171		3/8"	COVER ROTATED
110191	3/8"	1/2"	



### RELAY VALVES



Part Number	Description
A103600	RELAY VALVE 4 PORT



Part Number	Description
KN28550	RELAY VALVE RG5



RG2 VALVES (2 PORT DEL. 1/4" CONTROL)				
Part Number	Sup. A	Sup. B	Del. C	Del. D
KN28500	3/8"	3/8"	3/8"	3/8"
KN28510		1/2"	1/2"	1/2"
KN28520	1/2"			



Part Number	Description
KN30400	EMERGENCY RELAY VALVE



Part Number	Description
R12	RELAY VALVE



Part Number	Description
110139	RELAY VALVE 4-PORT



Part Number	Description
110197	RELAY VALVE 2-PORT



Part Number	Description
110380	RELAY VALVE (LOV) 4-PORT
1100415	RELAY VALVE 4-PORT

**MISCELLANEOUS VALVES**


Part Number	Description
3100	MINI VALVE, CONTROL LINE



Part Number	Description
3450S	ENGINE START, 1/8 PORT 7/8 MOUNTING



Part Number	Description
5400	REGULATOR, DROP AXLE



Part Number	Description
17600-B	EMERGENCY RELEASE VALVE



Part Number	Description
21600	LEVER PROTECTION VALVE



Part Number	Description
21600-2	BASIC LEVER CONTROL VALVE



Part Number	Description
23247-01	PROPORTION VALVE



Part Number	Description
110587	PILOT VALVE, AIR SUSPENSION



Part Number	Description
110591	LIFT AXLE CONTROL VALVE



Part Number	Description
110250	AIR STARTER VALVE



Part Number	Description
275491	GOVERNOR, D2



Part Number	Description
278825N	SYNCHRO VALVE (SV1)



Part Number	Description
284142N	SAFETY VALVE (ST3)



Part Number	Description
286171N	FOOT BRAKE VALVE (E6)



Part Number	Description
288239N	SUPPLY VALVE (PP7)

### MISCELLANEOUS VALVES



Part Number	Description
800516	DASH VALVE (MV-3)



Part Number	Description
996555-M	AIR BRAKE CONTROL VALVE, MANUAL



Part Number	Description
90054082	HAND VALVE



Part Number	Description
90554615	PILOT VALVE



Part Number	Description
90054088	MANUAL VALVE, 2-WAY W/ KNOB



Part Number	Description
A-2552	AIR PILOT VALVE, 4-WAY



Part Number	Description
B-23224	AIR VALVE ASSEMBLY



Part Number	Description
KN18530	AV-1 AIR GOVERNOR D2



Part Number	Description
KN20025	PUSH PULL VALVE, TRAILER SUPPLY



Part Number	Description
KN20001	FLIPPER VALVE



Part Number	Description
VS-22536	BALL VALVE, 2-WAY



Part Number	Description
VS-23588	3-WAY VALVE, AIR PILOTED



Part Number	Description
R950013	TURBO VALVE KIT



Part Number	Description
R950014	PURGE VALVE KIT

### CHECK VALVES



Part Number	Description
2200-3/4	ONE WAY CHECK VALVE, 3/4" PORTS



Part Number	Description
10200-1/2	ONE WAY CHECK VALVE, 1/2" PORTS



Part Number	Description
320100	2-WAY CHECK VALVE 3/8" PORTS



Part Number	Description
KN23000	CHECK VALVE, 1-WAY 1/2"
KN23010	CHECK VALVE, 1-WAY 3/8"



Part Number	Description
KN25061	CHECK VALVE, 2-WAY 3/8" PORTS



Part Number	Description
VS-24988	CHECK VALVE, 2 WAY

### SOLENOID VALVES



Part Number	Description
VS-1414	SOLENOID VALVE 12VDC



Part Number	Description
90054074	SOLENOID VALVE NORMALLY CLOSED
90054075	SOLENOID VALVE NORMALLY OPEN



Part Number	Description
VS-24796	SOLENOID VALVE, 3-WAY, CLOSED
VS-24797	SOLENOID VALVE, 3-WAY, OPEN

### CONTROL VALVES



Part Number	Description
17610	CONTROL VALVE



Part Number	Description
110376	CONTROL VALVE SINGLE AXLE DOLLY



Part Number	Description
276567N	CONTROL VALVE (PP1)



Part Number	Description
110570	CONTROL LINE VALVE
110580	



Part Number	Description
110605	CONTROL LINE VALVE

### AIR CONTROL KITS



Part Number	Description
AK-53	AIR CONTROL KIT



Part Number	Description
AK-54	AIR CONTROL KIT



Part Number	Description
AK-198	AIR CONTROL KIT



Part Number	Description
AKEM2006-1	AIR CONTROL KIT

### SLIDE PIN RELEASE VALVES



Part Number	Description
VS-25223	3-WAY AUTO-RESET VALVE, LESS FITTINGS
VS-25224	3-WAY AUTO-RESET VALVE, W/ FITTINGS



Part Number	Description
17708-01	P3 PIN PULL RELEASE VALVE

**DUMP VALVES**


Part Number	Description
024-36077	SB EXHAUST VALVE, 1/4" PORTS, INLINE



Part Number	Description
7800	SB EXHAUST VALVE, 1/4" PORTS



Part Number	Description
3800	SB EXHAUST VALVE, 1/4" PORTS, INLINE



Part Number	Description
AKEM0005-1	DUMP VALVE KIT



Part Number	Description
A-22023	AIR PILOT VALVE, 3-WAY



Part Number	Description
90554902	DUMP/HEIGHT CONTROL VALVE



Part Number	Description
42140128	MANUAL DUMP VALVE W/ BOX & SWITCH



Part Number	Description
90554335	DUMP/HEIGHT CONTROL VALVE NORMALLY OPEN 1/8 NPT PORTS



Part Number	Description
40400126	DUMP VALVE MANUAL TOGGLE
250V31021	



Part Number	Description
40400147	DUMP VALVE ELECTRIC



Part Number	Description
40400103	DUMP VALVE ELECTRIC



Part Number	Description
VS-22535	BALL VALVE 3-WAY



Part Number	Description
40400101	DUMP VALVE MANUAL WITHOUT BOX

### DUMP VALVES




Part Number	Description
VS-23460	AUTO DUMP VALVE



Part Number	Description
VS-31534	DUMP VALVE (SINGLE FITTING ASSY)



Part Number	Description
VS-28048	VENTED BALL VALVE, 2-WAY



Part Number	Description
VS-14179	DUMP VALVE



Part Number	Description
AKEM1008	CONTROL BOX

### HEIGHT CONTROL VALVES



Part Number	Description
035-35863	HEIGHT CONTROL VALVE BOX 6"X 6"



Part Number	Description
6300BFAB14	HEIGHT CONTROL VALVE UNIVERSAL W/LINKAGE & HARDWARE



Part Number	Description
23329-01	HEIGHT CONTROL VALVE, 1/4" PORTS
23329-02	HEIGHT CONTROL VALVE, 3/8" PORTS



Part Number	Description
90555100	LEVELING VALVE CB400



Part Number	Description
90555105	HEIGHT CONTROL VALVE IMMEDIATE RESPONSE



Part Number	Description
90054007	HEIGHT CONTROL VALVE, 1/4" PORTS
90554183	HEIGHT CONTROL VALVE, 3/8" PORTS

## HEIGHT CONTROL VALVES

**HEIGHT CONTROL VALVES**



Part Number	Description
AKH-187-3	NO DELAY HCV KIT, HK SUSP



Part Number	Description
AKHD-203-3	NO DELAY HCV KIT (VANTRAAX)



Part Number	Description
AKH-134-3	NO DELAY HCV KIT, HT & HS SUSP



Part Number	Description
S-14187	LINK ASSEMBLY



Part Number	Description
KN27000	LEVELING VALVE KIT



Part Number	Description
SR1PS100	HEIGHT CONTROL VALVE



Part Number	Description
VS-227	NON DELAY HEIGHT CONTROL VALVE



Part Number	Description
VS-228	HEIGHT CONTROL VALVE W/ INTEGRATED DUMP



Part Number	Description
VS-27116	DIFFERENTIAL DUMP/HEIGHT CONTROL VALVE FOR DST



Part Number	Description
VS-27365	DIFFERENTIAL DUMP/ HT CNTRL VALVE FOR DST W/ FITTINGS



Part Number	Description
VS-29392	HEIGHT CONTROL VALVE W/ CENTERING DOWEL



Part Number	Description
XB-SPN-053-54	HT CONTROL VALVE FOR AUTO DUMP W/ 7.25" LEVER




### HEIGHT CONTROL VALVES & LINKAGES



Part Number	Description
6310BFAB13	LEVELING VALVE PRESSURE DUMP



Part Number	Description
KIT11308	LEVELING VALVE W/ DUMP (RHP11)



Part Number	Description
KIT11309	LEVELING VALVE (RHP11)



Part Number	Description
90554183	HEIGHT CONTROL VALVE, 3/8" PORTS



Part Number	Description
48100267	HCV LINKAGE KIT (SRK-205)



Part Number	Description
48100225	HCV LINKAGE KIT (SRK-68)



Part Number	Description
48100367	HCV LINKAGE KIT (SRK-503)

## AIR WEIGH SCALES



LOADMAXX TRAILER KIT FOR AIR SUSPENSION W/ SINGLE HEIGHT CONTROL VALVE INCLUDES 5802 SCALE, TRAILER INTERFACE CABLE, SENSOR, 1/4" NPT STR. TEE BRASS SENSOR FITTING + STD ABS T CONNECTOR W/ POWER CABLE & SENSOR CABLE AS LISTED BELOW:


Kit Number	Description
2-5802-21JJAAA	20FT POWER CABLE & 20FT SENSOR CABLE
2-5802-21LLAAA	25FT POWER CABLE & 25FT SENSOR CABLE
2-5802-20HVAAA	15FT POWER CABLE & 50FT SEGMENTED 2 PC SENSOR CABLE
2-5802-21FFAAA	10FT POWER CABLE & 10FT SENSOR CABLE
2-5802-21HDAAA	15FT POWER CABLE & 5FT SENSOR CABLE



LOADMAXX TRACTOR KIT INCLUDES IN DASH BACKLIT LCD DISPLAY, LOADMAXX MODULE, SENSORS, BRACKETS, CABLES & MOUNTING HARDWARE FOR TRACTOR SPECS AS LISTED BELOW:

Kit Number	Description
2A5800B1A0A0A0A	FOR TRACTORS THAT DO NOT MOVE THE 5TH WHEEL POSITION, HAVE SINGLE HEIGHT CONTROL VALVE ON DRIVE SUSPENSION
2A5801B1B1A0A0	FOR TRACTORS THAT DO NOT MOVE THE 5TH WHEEL POSITION, HAVE DUAL HEIGHT CONTROL VALVE ON DRIVE SUSPENSION
2A5807B1G4A0A0A	FOR TRACTORS THAT FREQUENTLY MOVE 5TH WHEEL POSITION, HAVE SPRING RIDE STEER AXLE & SINGLE HEIGHT CONTROL VALVE ON DRIVE SUSPENSION
2A5808B1B1G4A0A	FOR TRACTORS THAT FREQUENTLY MOVE 5TH WHEEL POSITION, HAVE AIR RIDE STEER AXLE & DUAL HEIGHT CONTROL VALVE ON DRIVE SUSPENSION
2A5805B1B1A0A0A	FOR TRACTORS THAT HAVE AIR RIDE SUSPENSION ON BOTH STEER AND DRIVE AXLES

## AIR WEIGH SCALES



**LOADMAXX TRUCK KIT INCLUDES IN DASH BACKLIT LCD DISPLAY, LOADMAXX MODULE, SENSORS, BRACKETS, CABLES & MOUNTING HARDWARE, OPTIONS INCLUDE RECTANGULAR DISPLAY, MOUNTING PODS & LIFT AXLE WEIGHTS FOR VEHICLES WITH SPECS AS LISTED BELOW:**

Kit Number	Description
2A5807B1G4A0A0A	FOR TRUCKS THAT HAVE SPRING RIDE STEER AXLE & SINGLE HEIGHT CONTROL VALVE ON DRIVE SUSPENSION
2A5808B1B1G4A0A	FOR TRUCKS THAT HAVE SPRING RIDE STEER AXLE & DUAL HEIGHT CONTROL VALVE ON DRIVE SUSPENSION
2A5814H9H9G5A0A	FOR VEHICLES WITH HENDRICKSON SERIES WALKING BEAM SUSPENSIONS
2A5817Q9G5A0A0A	FOR VEHICLES WITH THE MACK CAMELBACK DRIVE SUSPENSION
2A5817P9G5A0A0A	FOR VEHICLES WITH THE VOLVO T-RIDE DRIVE SUSPENSION



### QUICKLOAD TRACTOR KIT

Kit Number	Description
1350	STANDARD DISPLAY WITH ALL OF THE QUICKLOAD KITS
010-0028	TRACTOR TO TRAILER AIR LINE DISCONNECT KIT
1360	SENSORS
	NOTE: STEER (CALCULATED) AND DRIVE SUSPENSION WEIGHTS
1390	DRIVE SENSOR FOR TRUCKS W/STEER AXLE DEFLECTION SENSOR
OPTIONAL PARTS	
1380	LED ALARM KIT
010-0023	AIR LINE KIT (FOR TRUCKS W/O SUSPENSION GAUGE IN DASH)
010-0089	SWIVEL MOUNTING POD (FOR DASH MOUNTING)

**QUICKLOAD TRAILER KIT FOR AIR SUSPENSION W/ SINGLE HEIGHT CONTROL VALVE INCLUDES TRAILER DISPLAY W/ BUILT-IN SENSOR & LED ALARMS + STD ABS CONNECTOR W/ POWER CABLE & AIR LINES AS LISTED BELOW:**

Kit Number	Description
6022A	10FT POWER CABLE & 10FT OF AIR LINE W/ FITTINGS
6032A	15FT POWER CABLE & 15FT OF AIR LINE W/ FITTINGS
6044A	20FT POWER CABLE & 20FT OF AIR LINE W/ FITTINGS
6055A	25FT POWER CABLE & 25FT OF AIR LINE W/ FITTINGS
6077A	35FT POWER CABLE & 35FT OF AIR LINE W/ FITTINGS
6139A	15FT BLUNT CUT POWER CABLE & 50FT OF AIR LINE W/ FITTINGS

## ABS ECU / MODULATOR VALVES

### EASY STOP ECU/VALVE REPLACEMENT KITS (INCLUDES ADAPTER TO EASY STOP POWER CABLE)



Part Number	Description
R955320	2S/2M & 4S/2M REPLACES (S4725000120)



Part Number	Description
R955321	2S/2M & 4S/2M REPLACES (S4725000120)



Part Number	Description
R955322	2S/1M FOR DOLLIES REPLACES (S4725000110)
R955344	2S/1M FOR TRAILERS REPLACES (S4725000210)



Part Number	Description
R955345	2S/1M REPLACES (S4725000210)

### ECU/MODULATOR VALVE ASSEMBLIES ENHANCED EASY STOP (FOR UNITS BUILT AFTER MARCH 1ST 2001)



Part Number	Description
S4005001020	2S/2M FOR TRAILERS
S4008506000	REPLACEMENT ECU
S4008506020	REPLACEMENT MODULATOR VALVE



Part Number	Description
S4005001010	2S/1M FOR TRAILERS
S4461082010	REPLACEMENT ECU
S4721950330	REPLACEMENT MODULATOR VALVE
S4005001040	2S/1M FOR DOLLIES
S4461082040	REPLACEMENT ECU
S4721950330	REPLACEMENT MODULATOR VALVE



Part Number	Description
S4005001030	2S/2M 4S/2M 4S/3M FOR TRAILERS
S4008506010	REPLACEMENT ECU
S4008506020	REPLACEMENT MODULATOR VALVE

## ABS RELAY VALVES & CABLES



Part Number	Description
S4725000072	RELAY VALVE



Part Number	Description
S47201950330	RELAY VALVE NO CABLE PRIOR TO 4/1/99



Part Number	Description
MERR955378	RELAY VALVE W/ ADAPTER CABLE AFTER 4/1/99



Part Number	Description	Length
S8946062752	RELAY VALVE TO ECU CABLE	1.65'



Part Number	Description	Length
S4494310200	RELAY VALVE TO ECU CABLE	7.00'



Part Number	Description	Length
S4494410150	MODULATOR VALVE CABLE	5.00'

## SENSORS & EXTENSION CABLES



90 DEGREE SENSOR KITS	
Part Number	Length
R955335	1 FOOT
R955336	3 FEET
R955365	4.6 FEET
R955328	5.6 FEET
R955341	5.8 FEET
R955339	6.3 FEET
R955340	6.6 FEET 56 MM SENSOR
R955342	6.6 FEET 57 MM SENSOR
R955327	11 FEET



SENSOR EXTENSION CABLES	
Part Number	Length
S4497130080	2 FT 7 IN
S4497130130	4.2 FEET
S4497130180	6 FEET
S4497130300	10 FEET
S4497130500	16 FEET
S4497130700	23 FEET
S4497130900	30 FEET
S4497131200	39 FEET
S4497131700	56 FEET



STRAIGHT SENSOR KITS	
Part Number	Length
R955329	5.6 FEET
R955337	5.8 FEET 66 MM SENSOR
R955338	5.8 FEET 79 MM SENSOR
R955349	6.6 FEET



Part Number	Description
S8997598154	SENSOR CLIP



Part Number	Description
09-001867	TONE RING 100 TOOTH

## POWER & DIAGNOSTIC CABLES



POWER CABLES 4 CONDUCTOR EASY STOP CONNECTOR & BLUNT CUT	
Part Number	Length
S4493150100	3 FEET
S4493150300	10 FEET
S4493151100	36 FEET
S4493151500	49 FEET
S4493152000	66 FEET



POWER CABLES 4-CONDUCTOR W/ STANDARD CONNECTOR & ENHANCED EASY STOP CONNECTOR	
Part Number	Length
S4493260050	1.65 FEET
S4493260100	3 FEET
S4493260300	10 FEET
S4493260470	14 FEET
S4493260600	20 FEET



POWER CABLES 4 CONDUCTOR EASY STOP & STANDARD CONNECTOR	
Part Number	Length
S8946049440	3 FEET
S8946049450	13 FEET
S8946060370	1.27 FEET
S8946060380	14 FEET
S8946060500	20 FEET
S8946060510	10 FEET



POWER/DIAGNOSTIC CABLES Y-STYLE 4 CONNECTOR ENHANCED EASY STOP			
Part Number	Length	Part Number	Length
S4493641020	1.5 & 7 FEET	S4493641430	3 & 10 FEET
S4493641030	3 & 7 FEET	S4493641500	13 & 10 FEET
S4493641420	1.65 & 10 FEET	S4493641530	20 & 10 FEET



POWER CABLES 4 CONDUCTOR ENHANCED EASY STOP/BLUNT CUT	
Part Number	Length
S4493280100	3 FEET
S4493280300	10 FEET
S4493281100	36 FEET



Part Number	Description
S8946073130	POWER/DIAGNOSTIC ADAPTER CABLE EASY STOP TO ENHANCED EASY STOP ECU/MODULATOR



Part Number	Description
SA13237L1130	DIAGNOSTIC CABLE EASY STOP W/ DIAGNOSTIC TOOL



Part Number	Description
SA13237K1129	DIAGNOSTIC CABLE EASY STOP W/ COVER



Part Number	Description
S8946011322	ADAPTER CABLE BAYONET STYLE TO SCREW TYPE RELAY VALVE



Part Number	Description
S8946011332	ADAPTER CABLE SCREW TYPE TO BAYONET STYLE RELAY VALVE



Part Number	Description
S8946073120	POWER CABLE ADAPTER EASY STOP TO ENHANCED EASY STOP ECU/ MODULATOR

## ABS RETROFIT KITS



### RETROFIT KITS FOR WABASH MBS-2

Part Number	Description
R955423	2S/1M OR 4S/1M W/ TONE RINGS
R955425	2S/1M OR 4S/1M NO TONE RINGS
R955426	2S/2M W/ TONE RINGS
R955427	2S/2M NO TONE RINGS



### RETROFIT KITS FOR WABASH MBS-1 & MBS-1P

Part Number	System
R955374	2S/1M
R955375	4S/2M



### RETROFIT KITS FOR HALDEX/BENDIX

Part Number	Description
R955372	2S/1M 30FT POWER CABLE
R955373	2S/1M 10FT POWER CABLE

## SENSOR BRACKETS



Part Number	Description
2255U113	SENSOR BRACKET



Part Number	Description
S-28757	5.75" AXLE ABS SENSOR BRACKET

## ABS TOOLS



Part Number	Description
5101110	PRESS PLUG DRIVER TOOL



Part Number	Description
81044-00	SLIDE HAMMER KIT



Part Number	Description
51011-07	PRESS PLUG DRIVE ADAPTER



Part Number	Description
81044-01	WELSH PLUG REMOVAL TOOL



Part Number	Description
S2237Z1222	DIAGNOSTIC TOOL



SENSOR BLOCK MOUNTING FIXTURE	
Part Number	Axle Type
S1001001000	TN/TQ AXLES
S1001001010	TP AXLES



### HALDEX ABS COMPONENTS



Part Number	Description
AL919338	ECU PLC 2S/1M MULTI-AXLE NON STEER



Part Number	Description
AL430668	ABS VALVE FF 4-3/8" PORTS, 1/2" & 3/4" NIPPLE, 4-SB PORTS



Part Number	Description
AL430614	ABS VALVE FF 4-3/8" PORTS 1/2" & 3/4" NIPPLE



Part Number	Description
AL919311	ECU 19 PIN PLC/PLC+



Part Number	Description
AL364040	RELAY VALVE 2-3/8" PTS 1/2" RES MOUNT



Part Number	Description
AL918603	POWER CABLE 39.4' 26.2' ABS LIGHT LEAD



Part Number	Description
AL919346	ABS ADAPTER CABLE 6"



Part Number	Description
AL919802	SENSOR EXT. CABLE 4.9'
AL919803	SENSOR EXT. CABLE 6'
AL919806	SENSOR EXT. CABLE 10'



Part Number	Description
AL10271914	SENSOR W/ CLIP 1.5'
AL10271915	SENSOR W/ CLIP 6'
AL364062	SENSOR W/ CLIP 8.2'
AL364071	SENSOR W/ CLIP 9'



Part Number	Description
AQ15473	POWER CORD TERMINAL KIT



Part Number	Description
AQ15474	LOOM ASSY TERMINAL KIT



Part Number	Description
AL95693	AIR BRAKE MONITORING SYSTEM

## HALDEX ABS KITS



Part Number	Description
AQ960208	ABS KIT FF 2S-1M 4 PORT 1/2" & 3/4" NIPPLE VALVE 20X12M POWER CORD 2.5M SENSORS & CLIPS



ABS RELAY KITS 2S-1M, 6 PORT 1/2" NIPPLE VALVE, 6M POWER CABLE	
Part Number	Description
AQ960503	3M SENSOR EXTENSION CABLE
AQ960510	2M SENSOR EXTENSION CABLE



Part Number	Description
AQ960514	ABS RELAY VALVE KIT MBS WNC CHANGE OUT, STD 2S-1M, 4 PORT 1/2" NIPPLE VALVE, 6M POWER CORD, 2.5M SENSORS & CLIPS W/ MISC HARDWARE



Part Number	Description
AQ964110	ABS 2S-1M A7 ECU UPGRADE KIT 1.0M POWER CORD EXTENSION 0.5M SENSOR EXTENSIONS PLC SEL.

## BENDIX ABS COMPONENTS



Part Number	Description
801695	PIGTAIL CABLE ASSEMBLY MC30



Part Number	Description
801267	ECU STANDARD EC30T



Part Number	Description
801855	ABS TRAILER MODULE TABS-6 4 PORT 2S1M
801856	ABS TRAILER MODULE TABS-6



Part Number	Description
802052	SENSOR EXTENSION CABLE 60"



Part Number	Description
801993	ABS MODULATOR 4 PORT 3/4" SUPPLY



Part Number	Description
801998	ABS HARNESS TABS-6



Part Number	Description
802997	ABS REPLACEMENT KIT TABS-6



Part Number	Description
802902	MODULATOR KIT MC12-30 234: PIGTAIL



Part Number	Description
801544	SPEED SENSOR 16"
801545	SPEED SENSOR 103"
801546	SPEED SENSOR 60"

## BENDIX ABS COMPONENTS



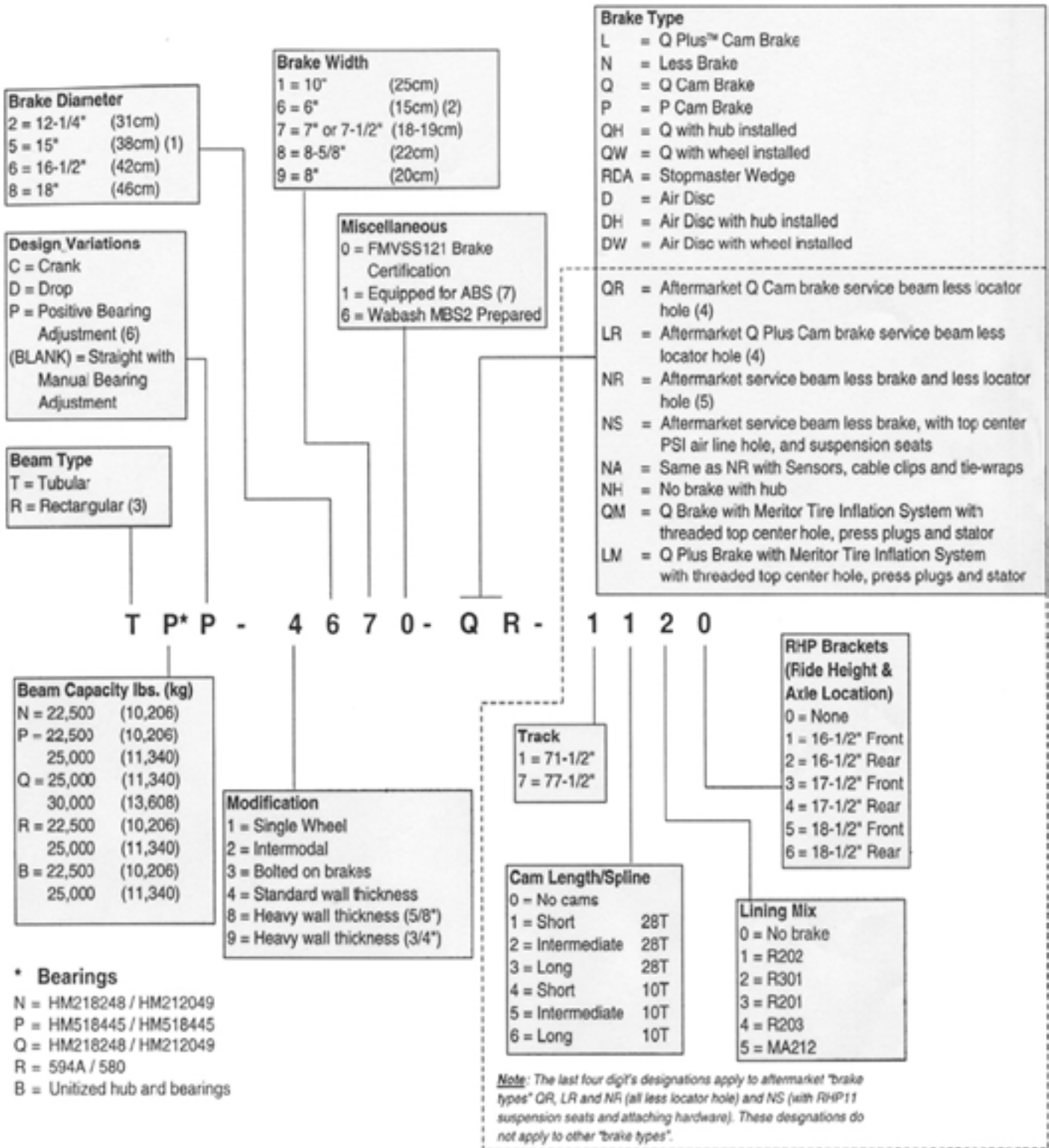
Part Number	Description
K019708	ABS TRAILER KIT TABS6



Part Number	Description
802010	ABS POWER CABLE

Part Number	Description
801699	CABLE MC30

## MERITOR AXLES



## AXLE BEAMS

NOTE: INCLUDES BRAKE SHOES AND CAMSHAFTS



Part Number	Track Length	Spindle	Rating	Cam Length	Brake Size
TN4671LR1150	71.5"	TAPERED	22,500	17.38"	16.5"X 7"Q+
TN4671LR1250				20.47"	
TQ4671LR1350			25,000	24.14"	
TA250T67E715-5016					
TP4671LR1150		PARALLEL	22,500	17.38"	
TP4671LR1250			25,000	20.47"	
TN4671LR7150	77.5"	TAPERED	22,500	17.38"	12.25"X 7.5"XLII
TN4671LR250			25,000	20.47"	
TQ4671LR7350				24.14"	
TA250T67E715-5002		PARALLEL	22,500	17.38"	16.5"X 7"XLII
TP4671LR7150				20.47"	
TP4671LR7250			25,000	24.14"	16.5"X 7"Q+
TP8671LR7350					

## AXN DRESSED AXLES

NOTE: INCLUDES BRAKE SHOES, HUBS, DRUMS & HUBCAPS



Part Number	Track Length	Spindle	Rating	Cam Length	Brake Size	Note
TA250T67E715-7102	71-1/2"	TAPERED	25,000	24.06"	16.5"X 7"Q+	NON-ABS
TA250T67E715-7103						ABS
TA250T67E775-7101	77-1/2"					

## HENDRICKSON INTEGRAL AXLE BEAMS

NOTE: INCLUDES BRAKE SHOES, CAMSHAFTS, AND PIVOT BUSHINGS



Part Number	Track	Spindle	Suspension Type	Brake Shoe Size	Pivot Connection	Note
HTRAAX.1731	77-1/2"	TAPERED	AANT23K	16.5"X 7"HXS	NARROW	INTRAAX
HTRAAX.2277			VANTRAAX 8" K2			
HTRAAX.2394						SURELOK CAPABLE VANTRAAX 8" K2
HTRAAX.2413						VANTRAAX 8" K2
HTRAAX.2258			NOT INCLUDED			MERITOR PSI PREP VANTRAAX 8" K2
HTRAAX.2275			16.5"X 7"HXS	VANTRAAX 8" K2		
HTRAAX.2555						
HTRAAX.5691			AAT25K	NOT INCLUDED	WIDE	INTRAAX
HTRAAX.390			AAT23K	16.5"X 7"HXS		

## CHAMBER BRACKETS & DUSTSHIELDS



Part Number	Description
3299A5981	BRAKE CHAMBER BRACKET TN, TK, TR & TP AXLES



Part Number	Description
R009095	DUST SHIELD KIT (ONE WHEEL)



Part Number	Description
S-28500-1650	5.00" AXLE 16.50" DUST SHIELD
S-28500-1657	5.75" AXLE 16.50" DUST SHIELD



Part Number	Description
S-28501-500	5.00" AXLE DUST SHIELD CLAMP
S-28501-575	5.75" AXLE DUST SHIELD CLAMP

## SPINDLE NUTS & WASHERS



Part Number	Description
5210	NUT 2.63" I.D. X 3.81" O.D.



Part Number	Description
5200	NUT 2.63" I.D. X 3.25" O.D.



Part Number	Description
S-20492/2	HENDRICKSON HN SPINDLE KIT
KIT-STP-N	MERITOR TP SPINDLE KIT



Part Number	Description
5401	NUT 3.50" I.D. X 4.75" O.D.



Part Number	Description
5300	WASHER 2.64" I.D. X 3.94" O.D.
5300S	WASHER WITH SET SCREW



Part Number	Description
5660	WASHER 2.64" I.D. X 4.03" O.D.
2302	WASHER 3.31" I.D. X 4.00" O.D.

## STEMCO PRO-TORQ SPINDLE NUTS



NUT ASSEMBLY

REPLACEMENT KEEPERS	
Part Number	Description
450-4723	PRO-TORQ KEEPER FITS 447-4723
450-4743	PRO-TORQ KEEPER FITS 447-4743
450-4973	PRO-TORQ KEEPER FITS 449-4973



KEEPER

Part Number	Outer Bearing	Thread Size	Application
447-4723	HM518445/HM518410	3.48"-12	<b>TRAILER AXLE</b>
			<b>DANA SPICER P-22 AFTER JAN. 1, 2006, FRUEHAUF PROPAPR SERIES HENDRICKSON HP, INGERSOLL F24H &amp; MERITOR TP SERIES</b>
447-4743	HM212049/HM212011	2.63"-16	<b>DANA SPICER D-20, D-21, D-22, DD-21, DD-22, K-21, K-22, K-25, K-30 EATON C, C2, CD, CD2, CE, ESA-225J, EST, EST-225J, EST-230J, ETA230C, ETA225D, ETA225J, H23L, H25R, HCE, HJ, HJE, J, JE, JH, LA-15, T-18C, 20L-77, 22L, 22R, 23L, 23R, 25R HENDRICKSON HN, INGERSOLL A22T MERITOR RL SERIES, RQ SERIES, TK SERIES, TKLD SERIES, TL SERIES, TLD SERIES, TN SERIES, TND SERIES, TQ SERIES, TQC SERIES, TQD SERIES STANDARD FORGE A25, A26, 17,000 &amp; 18.000 LB. TRADE</b>
448-4836	3782/3720	1.50"-12	<b>TRAILER AXLE</b>
			<b>DANA SPICER D10, EATON X-115, FRUEHAUF MODEL 5, TKF MERITOR T-1100, STANDARD FORGE T8.5-S</b>
448-4837		1.50"-18	<b>STEER AXLE</b>
			<b>MERITOR FD900, FD901, FD961, FE900, FE903, FF900, FF901, FF921, FF931, FF932, FF933, FF941, FF942, FF943, FF944, FF952, FF961, FG941 NAVISTAR I100S</b>
449-4973	580/572 HM518445/HM518410	3.25"-12	<b>TRAILER AXLE</b>
	580/572		<b>DANA SPICER EST-230-P</b>
			<b>DANA SPICER P-22 PRIOR TO JAN. 1, 2006</b>
			<b>DRIVE AXLE</b>
			<b>DANA SPICER W230-S, W460-S EATON D380, D381, D380-P, D381-P, D400, D401, D400-P, D440-P, D401-P, D402-P, D451-P, D460-P, D480-P, D485-P, DP380, DP381, DP380-P, DP381-P, DP340, DP341, DP400-P, DP401-P, DP440-P, DP 460P, DP480-P, DP550, DP580-P, DP650-P, DS340, DS341, DS344, DS380, DS381, DS380-P, DS381-P, DS400-P, DS401-P, DS404-P, DS400-P, DS460-P, DS480-P, DS454-P, DT340, DT341, DT380, DT381, DT380-P, DT381-P, DT400-P, DT440-P, DT460-P, DT480-P, RS341, RS381, RS402, RS401, RS460, RS461, RT402, 44, 440P, 480P, 1911, 1919, 2011, 19500, 20500, 20501 MACK 50,000# MERITOR Q Series, QHD, QHR, QT Series, R Series, RL-170, RS Series, RT Series, S Series, S170, S280, SQ100, SQ100-P, SQD, SQDD, SQHD, SQHP, SQHR, SQR, SQW, SR170, SR270, SR280, SRD, SRDD, SRHD, SSHD, SSHP, SP, STD, STDD, STHD, SU170, SU270, SU280, SUHD, SW170, SW270, SW280, T Series, U Series, 58000 Series, 59000 Series, 200 NAVISTAR 14227, 14308, 14309, 14311, 14338, 14342, 14943, 14348, 14364, 14368, 14494</b>



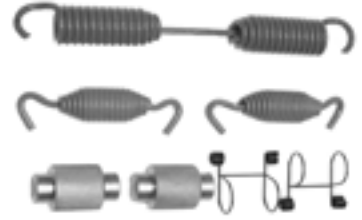
## BRAKE HARDWARE KITS




Part Number	Description
EK-1HD	EATON 16.50" SINGLE PIN



Part Number	Description
EF1	EATON EB & ES 15.00"



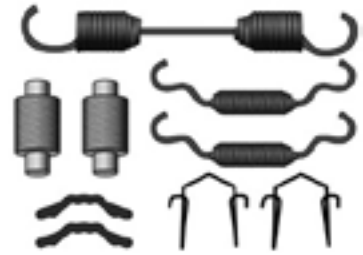
Part Number	Description
ES-1	EATON 16.50" "ES" SERIES



Part Number	Description
ES-2	EATON 16.50" "ESII"



Part Number	Description
QK-1HD	MERITOR 16.50" "Q" & "Q+"



Part Number	Description
QK2SHD	MERITOR 16.50" "Q" & "Q+"



Part Number	Description
RF-5	MERITOR 15.00" "Q+"



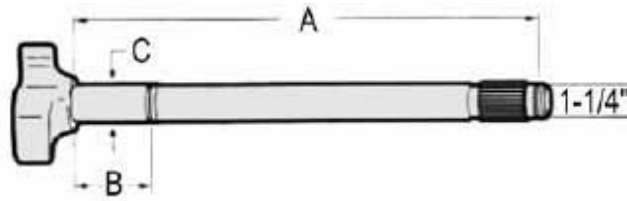
Part Number	Description
TK1HD	MERITOR 16.50" "P"



Part Number	Description
XK-3HD	PROPAR 16.50" "XEM"

## CAMSHAFTS

Left Hand



Right Hand



**CAMSHAFTS**

Application	A	B	C	Part Number	Cam Kit		
MERITOR 10 SPLINE	20-3/8"	2-7/32"	1-1/2"	C424AR	MULTIPLE OPTIONS		
EATON 10 SPLINE	23-7/16"	2-1/2"		C425AL			
				R607001			
				R607002			
				C095L			
HENDRICKSON 28 SPLINE	11-1/16"	2-5/16"		C094R			
				C609L			
				C608R			
				S-24636-1L			
						S-24636-1R	S-23974
MERITOR 28 SPLINE Q AND Q+	17-5/16"	2-5/64"	1-5/8"	C441BL	B8683, B8773		
	20-13/32"						
	24-1/16"						
	C442BR						
	C443BL						
	C444BR						
DANA 28 SPLINE	17-7/16"	2-1/4"	1-1/2"	C445BL	B8797		
	20-7/16"	2-7/32"		C931L			
			C932R				
	22-5/8"	2-1/4"	1-5/8"	C520L	B8652		
				C521R			
	23-7/16"	2-7/32"	1-1/2"	C933L	B8797		
				C934R			
				M16WKL25-225	B8797		
				M16WKR25-225			
				23-9/16"	2-1/4"	1-5/8"	C856L
C857R							
24-1/16"				2-1/4"	1-5/8"	C935L	B8797
						C936R	
	R607231	B8792					
	R607232						
	C910L	B8797					
	C911R						
	R60277	B8792					
	R60278						
FRUEHAUF 37 SPLINE	16-1/8"	16-1/8"	C563L	B8649			
			C564R				

## CAMSHAFT KITS



Part Number	Description
B8645A	MERITOR 16.50" 4000-6000 SERIES TRAILER AXLES



Part Number	Description
B8649A	FRUEHAUF 16.50" "XEM" & "FQ" SERIES



Part Number	Description
B8652A	DANA 16.50" "FT", "FC" & "XTRA-LIFE" SERIES



Part Number	Description
B8683A	MERITOR 16.50" 4000-6000 SERIES TRAILER AXLES



Part Number	Description
B8684A	EATON 16.50" "EB" & "ES" SERIES



Part Number	Description
B8772M	MERITOR 16.50" "Q" & "Q+" PRESS-IN BUSHING



Part Number	Description
B8773M	MERITOR 16.50" "Q" & "Q+" BOLT-ON BUSHING



Part Number	Description
B8788	MERITOR 16.50" "Q" & "Q+" MINOR KIT



Part Number	Description
B8792A	DANA 16.50" "XTRA-LIFEII" SERIES



Part Number	Description
B8797	DANA 12.25" "FCII" SERIES



Part Number	Description
S-21181	HENDRICKSON PRE 1997



Part Number	Description
S-23974	HENDRICKSON POST 1997



Part Number	Description
S-28890	HENDRICKSON CAM TUBE KIT

### MISCELLANEOUS CAMSHAFT HARDWARE



Part Number	Description
S-22885	SPIDER SEAL



Part Number	Description
B8604	SNAP RING 1.50" CAMSHAFT



Part Number	Description
B8607	CAMSHAFT WASHER 1.53" ID, 2.25" OD



Part Number	Description
B8612	CAMSHAFT SEAL 1.50" ID, 1.88" OD
B8625	CAMSHAFT SEAL 1.63" ID, 2.00" OD

### CAMSHAFT SUPPORT BRACKETS



Part Number	Description
B8150L B8150R	DANA "FCIII" SERIES SUPPORT BUSHING



Part Number	Description
B8696HD	MERITOR BUSHING



Part Number	Description
B8714	16.50" BRAKE SPICER AND STANDARD FORGE SUPPORT BRACKET



Part Number	Description
B8725A	CAM SUPT. BRKT. 16.50" FRUEHAUF



Part Number	Description
B8736	MERITOR 5.00" AXLE SUPPORT BRACKET

## AUTOMATIC SLACK ADJUSTERS



GUNITE										
Splines	Length	Diam.	Part Number	Clevis	Splines	Length	Diam.	Part Number	Clevis	
10	5.50"	1.25"	AS1036	YES	28	5.50"	1.50"	AS1040	NO	
			AS1136					AS1140	YES	
		AS1132	AS1149							
		AS1172	AS1041					NO		
	6.00"	1.50"	AS1133	AS1141				YES		
			AS1147	AS1150				YES		
37		1.63"	AS1044	NO						



HALDEX 12.25" BRAKES				
Splines	Length	Diam.	Part Number	Clevis
28	5.50"	1.50"	400-10304	NO
	6.00"		400-10305	



HALDEX				
Splines	Length	Diam.	Part Number	Clevis
28	5.50"	1.50"	400-10211	NO
	6.00"		400-10212	
37	5.50"	1.63"	400-10213	



HALDEX S-ABA				
Splines	Length	Diam.	Part Number	Clevis
10	6.00"	1.50"	400-20216	NO
28	5.50"		400-20211	
	6.00"		400-20212	
37	5.50"	1.63"	400-20213	



STEMCO/CREWSON				
Splines	Length	Diam.	Part Number	Clevis
10	5.50", 6.50"	1.50"	MK21102S	YES
	5.00", 6.00"		MK21103S	
	5.50"		MK41100S	
	6.00"		MK41106S	
28	5.50", 6.50"	1.50"	MK22102S	YES
	5.50"		MK42100S	
	5.00", 6.00"		MK22153S	
	6.00"		MK22103S	
			MK42106S	



MERITOR				
Splines	Length	Diam.	Part Number	Clevis
10	5.50"	1.50"	R801041	YES
	6.00"		R801042	
28	5.50"	1.50"	R801073	
	6.00"		R801074	
37	6.00"	1.63"	R801102	



BENDIX VERSAJUST				
Splines	Length	Diam.	Part Number	Clevis
10	5.50"	1.50"	K041870	YES
	6.00"		K041876	
28	5.50"	1.50"	K043197	
	6.00"		K041877	

### MANUAL SLACK ADJUSTERS



Splines	Length	Diameter	Part Number
10	5.00", 6.00" & 7.00"	1.50"	R824000
	5.50" & 6.50"		R824001
28	5.00", 6.00" & 7.00"		R824003
	5.50" & 6.50"		R824004
37	6.00"	1.63"	R824007

### HALDEX SLACK ADJUSTER BRACKETS



Part Number	Description
427-10553	AUTO BRAKE ADJUSTER BRACKET KIT



Part Number	Description
427-10554	AUTO BRAKE ADJUSTER BRACKET KIT



Part Number	Description
427-10558	AUTO BRAKE ADJUSTER STUD KIT



Part Number	Description
427-10563	AUTO BRAKE ADJUSTER BRACKET KIT 12-1/4"

## SLACK ADJUSTER CLEVIS KITS & PINS



STRAIGHT CLEVIS KITS	
Part Number	Description
AS-3000	5/8" W/ PINS
AS-3001	1/2" W/ PINS



Part Number	Description
AS-4004	CLEVIS PIN KIT 6-1/2" & 6-1/4" PINS W/ 12-COTTER PINS



Part Number	Description
AS-3018	5/8" CLEVIS, EXTENDED COLLAR LOCK



Part Number	Description
AS-3019	CLEVIS W/ 1/2" & 5/8" COLLAR NUTS



FORGED CLEVIS KITS	
Part Number	Description
CF1	1/2" W/ 1/2" PIN
CF2	5/8" W/ 1/2" PIN
CF3	5/8" W/ 5/8" PIN
CF10	5/8" W/ 1/2" SS PIN
RB-30CL	5/8" W/ 1/2" PIN



CLEVIS PINS	
Part Number	Description
CP1	1/2" X 1.63"
R801730	1/4" X 1.19"
R801732	1/2" X 1.50"



Part Number	Description
R810019	5/8" STRAIGHT CLEVIS KIT LW



Part Number	Description
R801700	PAWL ASSEMBLY MERITOR AUTO SLACK



Part Number	Description
S2002	5/8" STRAIGHT CLEVIS KIT

### WHEEL BEARINGS



#### BEARING CUPS

##### Part Number

3720	653
563	HM212011
572	HM218210
592A	HM518410

#### BEARING CONES

##### Part Number

3782	663
567	665A
580	HM212049
582	HM218248
594A	HM518445
598A	

#### BEARING SETS

##### Part Number

SET401	SET415
SET403	SET427
SET405	SET428
SET406	SET429
SET412	SET430
SET413	SET431
SET414	SET432

### BEARINGS/RACES TO SETS

CONE	CUP	SET
580	572	SET401
594A	592A	SET403
663	653	SET405
3782	3720	SET406
HM212047	HM212011	SET412
HM212049	HM212011	SET413
HM218248	HM218210	SET414
HM518445	HM518410	SET415
NP899357	NP026773	SET427
NP874005	NP435398	SET428
NP034946	NP363298	SET429
NP840302	NP053874	SET430
NP965350	NP503727	SET431
NP174964	NP593561	SET432



**OIL SEAL CROSS REFERENCE**

TRAILER AXLE OIL SEALS										
Inner Bearing	Stemco				CR SKF Scotseal			Dana	National	
	Guardian	Grit Guard	Voyager	Discover	Classic	Plus	Plus XL	OutRunner	Standard	Gold Five Star
663	307-0713	372-7098	373-0113	373-0213	40136	40129	40129	850	370036A	380036A
665A	307-0744	372-7095	373-0144	---	43752	43753	47754	853	370037A	380037A
HM218248	307-0743	372-7097	373-0143	373-0243	46305	46304	46300	859	370025A	380025A
HM518445	307-0723	372-7099	373-0123	373-0223	42623	42622	42627	851	370065A 376590A	380065A 386590A

FRONT AXLE OIL SEALS										
Inner Bearing	Stemco				CR SKF Scotseal			Dana	National	
	Guardian	Grit Guard	Voyager	Discover	Classic	Plus	Plus XL	OutRunner	Standard	Gold Five Star
HM212049, 641, H715345	308-0853	---	383-0153	---	44922	44919	44916	855	370124A	---
H715345	308-0856	---	383-0156	---	45103	45102	45095	857	370131A	380131A
6461A	308-0864	382-8064	383-0164	383-0264	43764	43763	43761	863	370048A	380048A
HM212044, HM212047, HM212049, 39581	308-0836	382-8036	383-0136	383-0236	35066	35059	45058	847	370001A	380001A

DRIVE AXLE OIL SEALS										
Inner Bearing	Stemco				CR SKF Scotseal			Dana	National	
	Guardian	Grit Guard	Voyager	Discover	Classic	Plus	Plus XL	OutRunner	Standard	Gold Five Star
580, 582	309-0903	392-9094	393-0103	393-0203	45099	45093	45093	856	370022A	380022A
598A, 594A	309-0960	392-9132	---	---	48000	480001	48002	860	370005A	---
594, 594A, 598, 598A	309-0973	392-9131	393-0173	393-0273	47697	47695	47692	861	370003A	380003A
683, 681A	309-0970	392-9087	---	---	47699	---	---	---	370006A	---
47686	309-0915	392-9099	393-0112	393-0212	38750	38748	38746	848	370024A	---
47685, 47686, 47678, 5760	309-0912	392-9099	393-0112	393-0212	38780	38779	38776	849	370023A	380023A
663, HM516449, HM516449A	309-0904	392-9112	393-0104	393-0204	42672	42671	42673	852	370031A	380031A

### HUBCAPS



**BOLT-ON TYPE**



**STEEL GREASE CAP**



**SCREW-ON TYPE**

#### WITH RED FILLER PLUG (NO SIDE FILL PLUG)

Part Number	Holes	Bolt Circle	Notes
340-4009	6	5-1/2"	
340-4024		4-1/2"	
340-4095		5-1/2"	
340-4098			
340-4195		6-3/4"	
340-4249		5-1/2"	
340-4311		6-3/4"	FOR GREASE, TIREMAAX
340-4370		5-1/2"	
340-4372		6-3/4"	FOR GREASE, PSI

Part Number	Holes	Bolt Circle	Notes
340-5096	6	5-1/2"	STEEL FOR GREASE VENTED
340-5097			STEEL FOR GREASE
340-4013	5		
340-4065	4	3-5/8"	
340-4019	3	5-1/4"	
340-4075	N/A	N/A	ALUMINUM SCREW-ON
340-4371			SCREW-ON FOR GREASE, PSI
340-4975			CLEAR PLASTIC SCREW-ON
640-0003			PLASTIC SCREW-ON FOR HUBO

#### WITH RED FILLER PLUG & SIDE FILL PLUG

Part Number	Holes	Bolt Circle	Notes
343-4009	6	5-1/2"	
343-4024		4-1/2"	
343-4025		5-7/8"	
343-4095		5-1/2"	
343-4098			
343-4195		6-3/4"	
343-4249		5-1/2"	

Part Number	Holes	Bolt Circle	Notes
343-4308	6	4-1/2"	
343-4370		5-1/2"	
343-4372		6-3/4"	
343-4013	5	5-1/2"	
343-4075	N/A	N/A	ALUMINUM SCREW-ON
343-4371			SCREW-ON FOR OIL, PSI



Part Number	Holes	Bolt Circle	Notes
356-4009	6	5-1/2"	INTEGRATED SENTINEL CAP FOR OIL
356-4195		6-3/4"	
358-4009		5-1/2"	INTEGRATED SENTINEL CAP FOR GREASE
358-4195		6-3/4"	



Part Number	Holes	Bolt Circle	Notes
348-4009	6	5-1/2"	SENTINEL CAP FOR OIL
348-4195		6-3/4"	
349-4009		5-1/2"	SENTINEL CAP FOR GREASE
349-4195		6-3/4"	



**HUBCAPS**



Part Number	Holes	Bolt Circle	Notes
352-4009	6	5-1/2"	W/ DUCKBILL VENT FOR GREASE
352-4195		6-3/4"	



Part Number	Holes	Bolt Circle	Notes
640-0001	6	5-1/2"	CLEAR PLASTIC FOR HUBO



Part Number	Holes	Bolt Circle	Notes
HU009A	6	5-1/2"	NATIONAL W/ B-300 PLUG



Part Number	Holes	Bolt Circle	Notes
1711	6	4-1/2"	STEEL FOR OIL
1743		5-1/2"	



Part Number	Holes	Bolt Circle	Notes
342-4009	6	5-1/2"	W/ HUBO WINDOW, SIDE FILL



Part Number	Holes	Bolt Circle	Notes
1343B	6	5-1/2"	TAMPER PROOF VENTED FOR GREASE
1399B		6-3/4"	



W/ DIRT EXCLUSION WINDOW FOR GREASE			
Part Number	Holes	Bolt Circle	Notes
342-4009	6	5-1/2"	
342-4195		6-3/4"	
342-4075	N/A	N/A	SCREW-ON
342-4013	5	5-1/2"	



Part Number	Holes	Bolt Circle	Notes
1612B	6	4-1/2"	STEER AXLE FOR OIL
1643B		5-1/2"	TRAILER AXLE FOR OIL
1696B		6-3/4"	PRO-PAR TRAILER AXLE, OIL


### HUBCAP ACCESSORIES




Part Number	Description
330-3077	O-RING GASKET FOR SCREW-ON HUBCAPS



DRIVE AXLE FLANGE GASKETS			
Part Number	Holes	Bolt Circle	Notes
330-3106	8	7	5/8" HOLES 6" ID 8-1/4" OD
330-3107			3/4" HOLES 5-5/8" ID 8-1/2" OD
330-3111			5/8" HOLES 5-3/4" ID 8-3/8" OD



Part Number	Description
359-5912	4-3/8" WINDOW KIT 3/4" PLUG 12 HOLE RING
359-5995	3-1/2" WINDOW KIT STANDARD 1-1/8" PLUG
359-5999	2-3/4" WINDOW KIT STANDARD 1-1/8" PLUG
359-6095	3-1/2" WINDOW KIT DIRT EXCLUSION GREASE
359-6112	3-1/2" WINDOW KIT SENTINEL CAP FOR OIL
359-6117	3-1/2" WINDOW KIT FOR HUBO MOUNTING
359-6140	WINDOW KIT FOR PSI CAP, SHORT TUBES, OIL



Part Number	Holes	Bolt Circle	Description
330-3009	6	5-1/2"	
330-3024		4-1/2"	
330-3118		6-3/4"	
330-3067	3, 5, 6	5-1/2"	UNIVERSAL MULTI-HOLE



Part Number	Description
B-300	HUBCAP VENT PLUG, NATIONAL



Part Number	Description
359-5915	HUBCAP VENT PLUG 3/4" RED RUBBER
359-5990	HUBCAP VENT PLUG 1-1/8" RED RUBBER
450434	HUBCAP VENT PLUG GREEN RUBBER

**HUBODOMETERS**

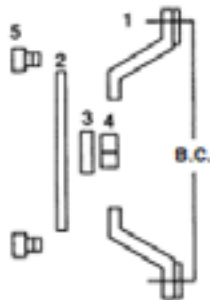

Part Number	Description
650-0532	300 REV/KM
650-0537	310 REV/KM
650-0539	315 REV/KM
650-0587	480 REV/MILE
650-0591	483 REV/MILE
650-0595	494 REV/MILE
650-0598	500 REV/MILE
650-0601	504 REV/MILE

Part Number	Description
650-0605	513 REV/MILE
650-0608	520 REV/MILE
650-0609	520 REV/MILE
650-0610	522 REV/MILE
650-0613	532 REV/MILE
650-0626	570 REV/MILE
650-0672	576 REV/MILE
650-0704	663 REV/MILE

Part Number	Description
600-9999	HUBODOMETER DATATRAC PRO

**HUBODOMETER BRACKETS**

- 1 - Angles
- 2 - Strap
- 3 - Washer
- 4 - Nut
- 5 - Rivets



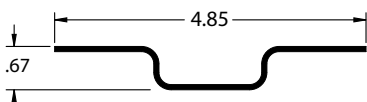
Part Number	Description
610-0011	HUBO BRACKET 5-1/2" - 7-1/2" BC UNIVERSAL MOUNT

Part Number	Description
610-0028	HUBO BRACKET 3-LEG 5-1/2" BC SENTINEL & PSI HUBCAPS
610-0084	HUBO BRACKET 3-LEG 6-3/4" BC SENTINEL & PSI HUBCAPS



Part Number	Description
610-0065	HUBO BRACKET 5-1/2" BC 3-1/2" HT

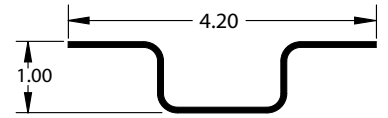
### GREAT DANE ROOF BOWS



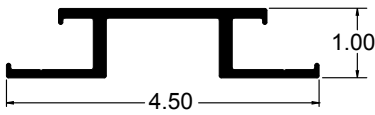
GREAT DANE CAMBERED, CRIMPED ENDS		
Part Number	Description	Length
08581	ALUMINUM	92.25"
14113		98.61"
18380	GALVANIZED	98.61"



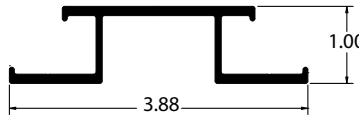
Part Number	Description	Length
41203008	CLASC, GALV .75" CAMBER	91.80"
41210014	P-SER, GALV .75" CAMBER	92.26"
41203019		98.63"
69201602	PINES CONT, GALV .25" CAMBER	98.63"
RCB2629	PINES, GALV .75" CAMBER	99.13"



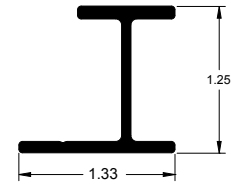
GREAT DANE, 1" BOW, CAMBERED		
Part Number	Description	Length
41203003	GALVANIZED	91.80"
41203004		98.16"
41203005	ALUMINUM	91.80"
41203006		98.16"



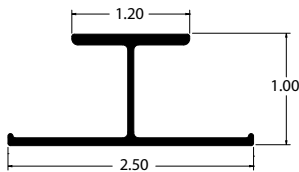
Part Number	Description	Length
004-41406-01577	SUPERSEAL ALUMINUM	98.56"



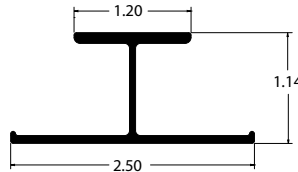
Part Number	Description	Length
60415604X098.56	SUPERSEAL ALUMINUM	98.56"
60415604X110.25	SUPERSEAL ALUMINUM	110.25"



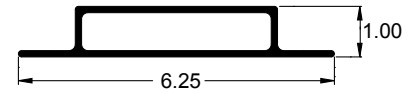
Part Number	Description	Length
004-52764-01577	SUPERSEAL ALUMINUM	98.56"



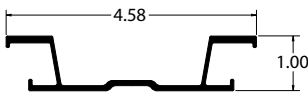
Part Number	Description	Length
60428602	SLT INT, ALUMINUM	98.68"



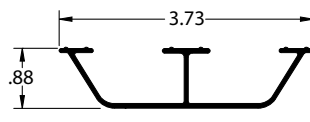
Part Number	Description	Length
60417601	LAX-TEC INT, ALUMINUM	98.68"



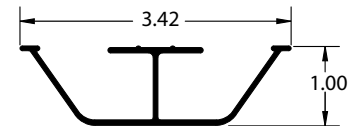
Part Number	Description	Length
60427702	REAR FOAM DAM BOW, LAX-TEC, ALUM	92.26"



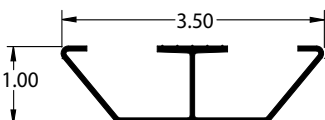
Part Number	Description	Length
60417504X098.62	LAX-TECFOAM DAM BOW, ALUMINUM	98.62"



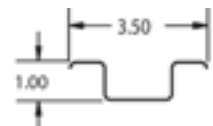
Part Number	Description	Length
60403401	PLT CONT, ALUMINUM	94.48"



Part Number	Description	Length
15745	NOTCHED ENDS ALUMINUM	98.15"
41203012		98.62"

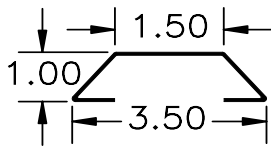


Part Number	Description	Length
43000040	ANTI-SNAG, ALUM	98.75"
AE52312-9913	ANTI-SNAG, ALUM, .63" CAMB	98.63"

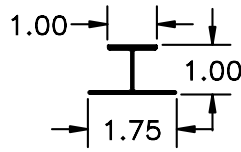


Part Number	Description	Length
41203002	GD GALV, CAMBERED	98.15"

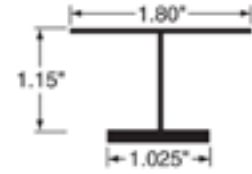
### ALL MAKES ROOF BOWS



Part Number	Description	Length
RCF3718-1	FRUEHAUF ALUM	99.00"



Part Number	Description	Length
RCC8431-3	FRUEHAUF ALUM	102.00"



Part Number	Description	Length
502-407C	MANAC ALUM CAMBERED	98.25"



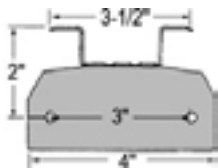
Part Number	Description	Length
502-420C	MANAC ALUM CAMBERED	98.75"



Part Number	Description	Dim "A"	Length
01902	MORGAN STEEL CAMBERED	1.38"	98.00"
0190340	MORGAN STEEL CAMBERED	1.00"	



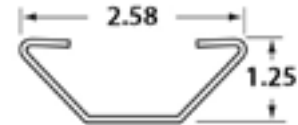
Part Number	Description	Length
0192404	MORGAN FRONT STEEL	102.00"



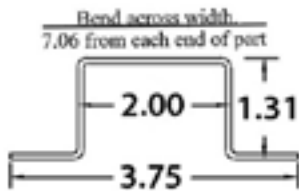
Part Number	Description	Length
23-06636-000-00	STOUGHTON GALVANIZED	98.75"



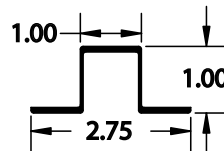
STRICK GALVANIZED 1-PC.		
Part Number	Description	Length
01510	HIGH ARCH	98.88"
01512		100.38"
01513		99.44"
27820		STD. ARCH



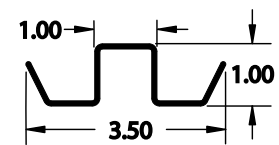
Part Number	Description	Length
015084002	SUPREME	91.06"
015084003		97.06"
015001003A		74.56"



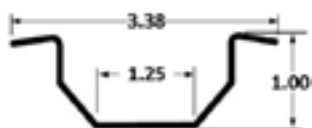
Part Number	Description	Length
015536935	SUPREME FRONT	90.88"
015536937		96.88"



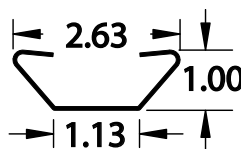
TRAILMOBILE HAT		
Part Number	Description	Length
514-3-145A-2	ALUM CAMBERED	99.13"
90-4-1801-0-100	ALUM NO CAMBER	102.00"
9514-3-78B	GALV CAMBERED	99.13"



TRAILMOBILE ANTI-SNAG		
Part Number	Description	Length
514-3-152B	GALV CAMBERED	99.13"
9514-3-11-2	ALUM CAMBERED	



Part Number	Description	Length
03-1600-0-053	UTILITY 4000DX STEEL	99.50"

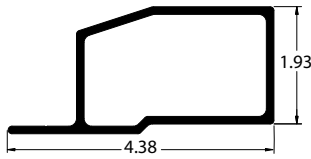


Part Number	Description	Length
07200028	WABASH GALV	99.00"

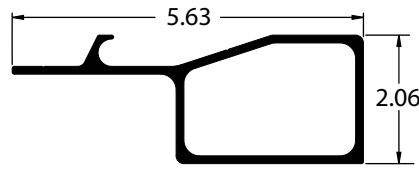


Part Number	Description	Length
07200005	WABASH ALUM	99.00"
RBW0006	VANGUARD ALUM	

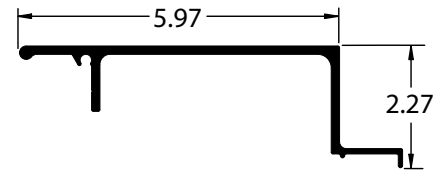
### FRONT & REAR ROOF RAILS



Part Number	Description	Length
60318901X098.56	FRONT SUPERSEAL	98.56"

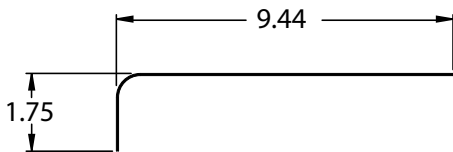


Part Number	Description	Length
004-09994-01621	REAR SUPERSEAL	101.31"



Part Number	Description	Length
60318900X101.81	REAR SUPERSEAL	101.81"

### FRONT TOP COVERS

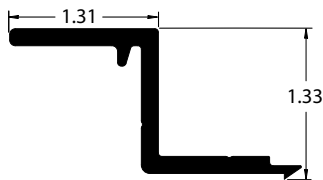


SUPERSEAL NOSE RAIL COVER		
Part Number	Description	Length
041-27829-01606	MILL FINISH ALUMINUM	100.38"
60378910X087.50		87.50"

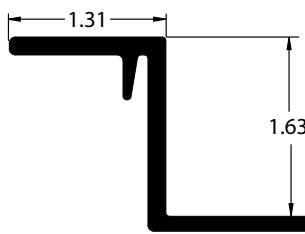


MORGAN FRONT TOP RADIUS PANEL		
Part Number	Description	Length
13502	MILL FINISH ALUMINUM	86.88"
1358401	S/S	

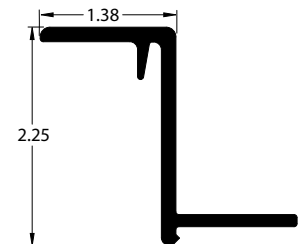
### SIDE ROOF RAILS



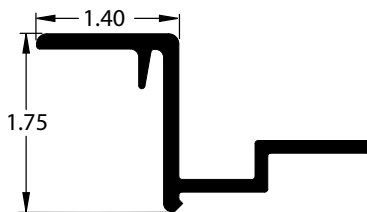
Part Number	Description	Length
60318839X616.75	CTL	616.75"



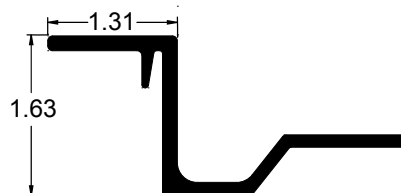
Part Number	Description	Length
60317406	PANEL BUILT	630.00"



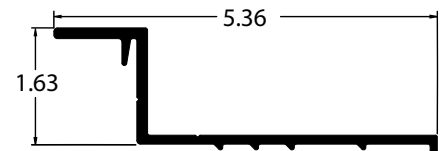
Part Number	Description	Length
004-23854-09932	SIDE SUPERSEAL	620.75"



Part Number	Description	Length
60310702	SUPERSEAL H/C	620.75"



Part Number	Description	Length
60318801X612.00	I-VAN 1" BOW	612.00"




Part Number	Description	Length
60318506	PANEL BUILT WIDE BOW SHELF	620.75"



## ROOFING

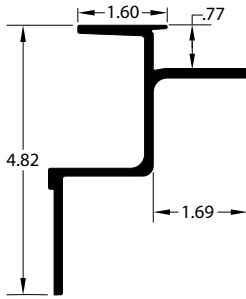
## ROOFING



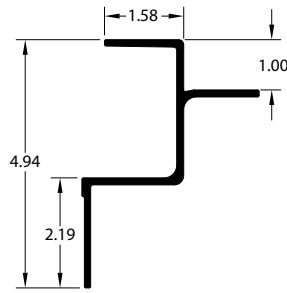
TRANSLUCENT COIL					
Part Number	Thickness	Width	Length	Note	
060TX102X250	.060"	102.00"	250'		
060TX102X27			27'		
060TX100.81X500		100.81"	500'		
075TX103X250	.075"	103.00"	250'		
075TX103X30			30'		
075TX103X500			500'		
075TX103X54			54'		
ETR075X103X54			TEAR RESISTANT		
ETR075X103X250				250'	
ETRF075X103X250					
TRF075X103X54				54'	

ALUMINUM COIL			
Part Number	Thickness	Width	Length
032X103X1188	.032"	103.00"	1188'
032X103X27			27'
040X101.75X800	.040"	101.75"	800'
040X103X54		103.00"	54'
040X103X800			800'

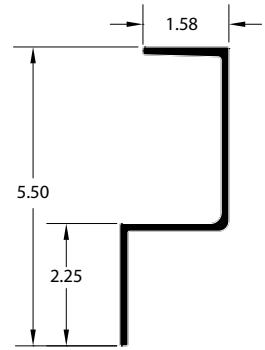
## GREAT DANE TOP RAILS



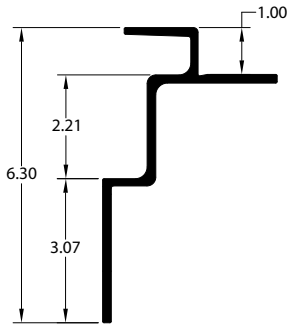
Part Number	Description	Length
71037	E/S STD	616.00"



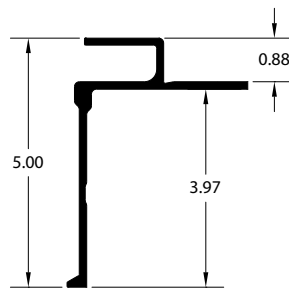
Part Number	Description	Length
60304202	E/S 1" ROOF BOW	616.00"



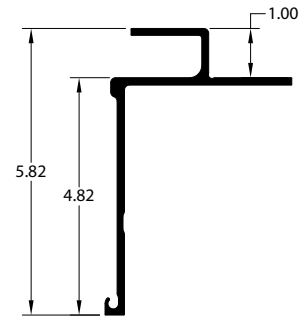
Part Number	Description	Length
60300806	T/C REEFER	618.00"



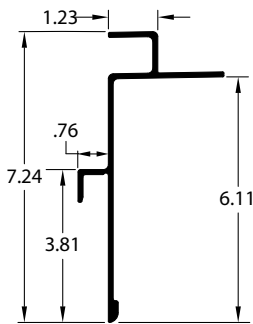
Part Number	Description	Length
60305202	TC VAN LT ROOF	626.00"



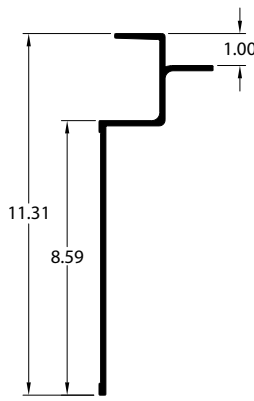
Part Number	Description	Length
60303301	PLATE CONTAINER	464.00"



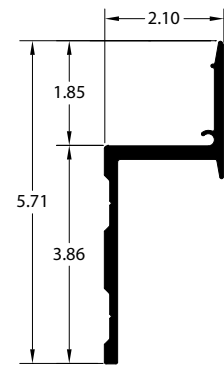
Part Number	Description	Length
60301601	PLATEWALL	608.21"



Part Number	Description	Length
60318848X624.13	COMPOSITE PLATEWALL	624.13"

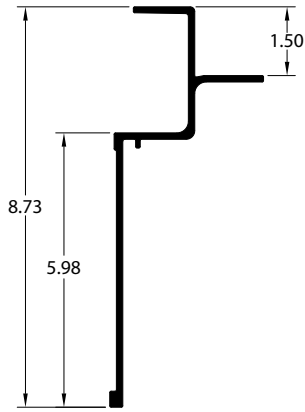


Part Number	Description	Length
60304406	E/S 4.5" TO 7" WEDGE PLATEWALL	622.20"
603044VV-57		684.00"

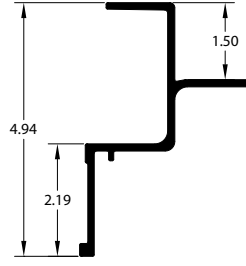


Part Number	Description	Length
60318902X621.25	HEAVY DUTY	621.25"

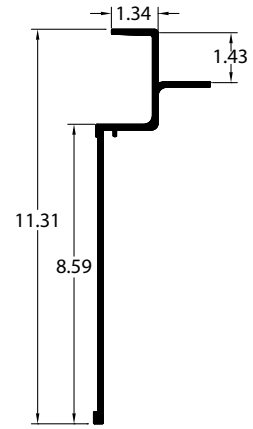
### GREAT DANE TOP RAILS



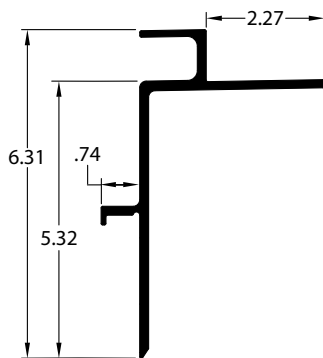
Part Number	Description	Length
60312510	LAX-TEC	622.00"



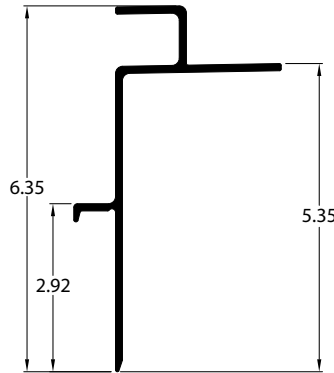
Part Number	Description	Length
60312406	LAX-TEC	612.00"



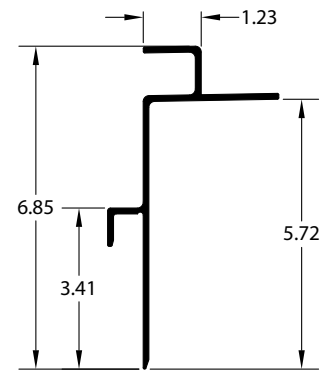
Part Number	Description	Length
60312609	LAX-TEC 4.5" TO 7" WEDGE	622.20"



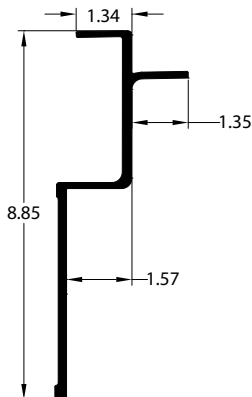
Part Number	Description	Length
60309901	P-SERIES PLATEWALL	624.13"
603099VV-57		684.00"



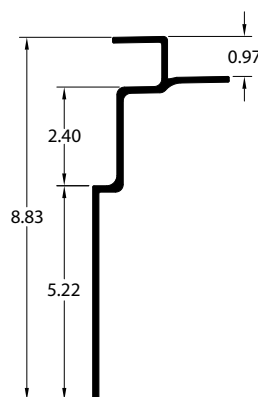
Part Number	Description	Length
60318003X672.13	P-SERIES COMP PLATE	616.75"



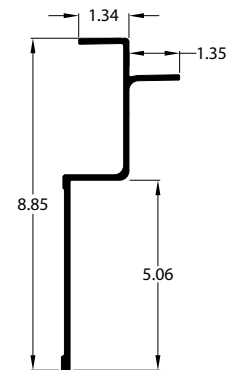
Part Number	Description	Length
60318828X324.13	P-SERIES COMPOSITE PLATEWALL	324.13"
60318828		624.13"
60318828X672.13		672.13"



Part Number	Description	Length
60312701	P-SERIES HD MEXICAN SPEC	612.75"
603127VV-57		684.00"

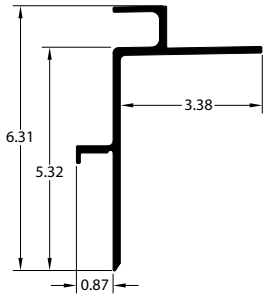


Part Number	Description	Length
60311701	P-SERIES THINWALL	623.63"
603117VV-57		684.00"

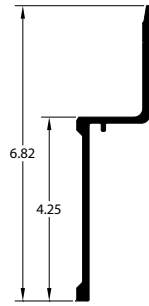


Part Number	Description	Length
603090VV-9	P-SERIES STANDARD	108.00"
603090VV-27		324.63"
603090VV-52		624.63"
603090VV-57		684.00"

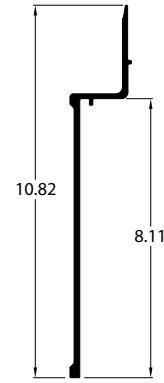
## GREAT DANE TOP RAILS



Part Number	Description	Length
60316701	P-SERIES PLATE	624.38"



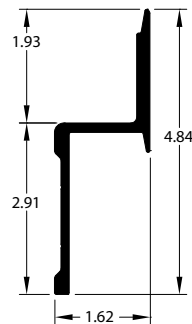
Part Number	Description	Length
60317501	SLT PNL BUILT	617.00"



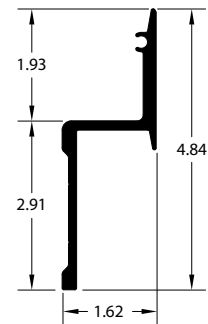
Part Number	Description	Length
60317601	HD PNL BUILT	617.00"



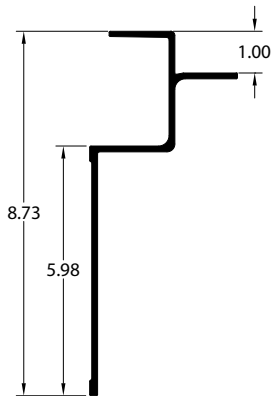
Part Number	Description	Length
004-14046-09940	SUPERSEAL STANDARD	621.50"



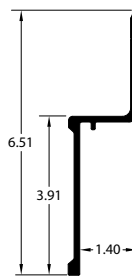
Part Number	Description	Length
60310602	SUPERSEAL J-MODEL	621.00"



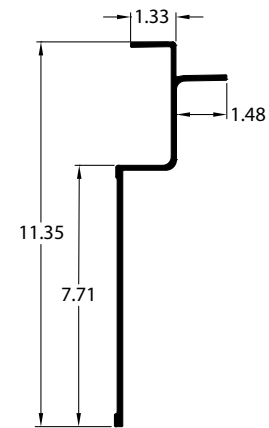
Part Number	Description	Length
60378911X621.25	SUPERSEAL NARROW SIDE	621.25"



Part Number	Description	Length
69102264	1" TO 4" WEDGE	625.00"

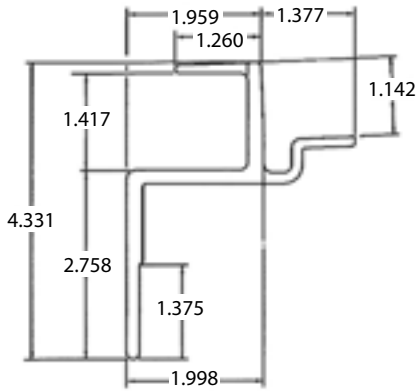


Part Number	Description	Length
60318838X616.75	CTL	616.75"

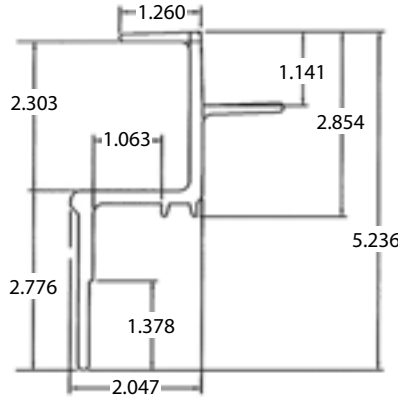


Part Number	Description	Length
60311500X626.00	CSE H/D	626.00"

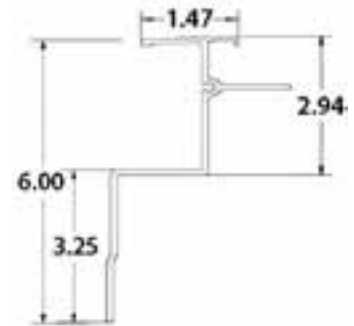
### ALL MAKES TOP RAILS



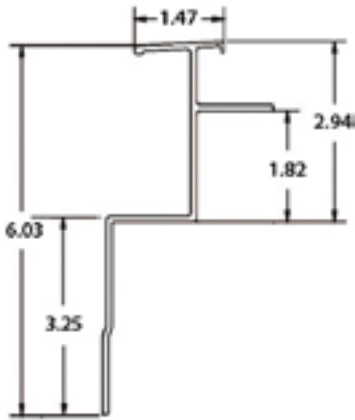
Part Number	Description	Length
501-1609	MANAC ALUMINUM	626"



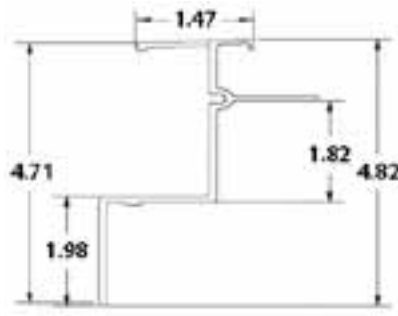
Part Number	Description	Length
502-161	MANAC ALUMINUM	626"



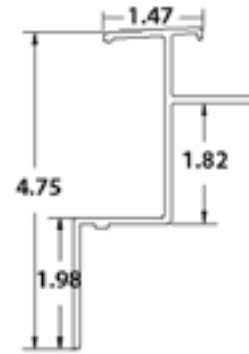
Part Number	Description	Length
0001409	MORGAN ALUM BODY	325"



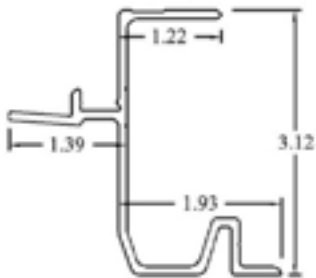
Part Number	Description	Length
00015904	MORGAN ALUM BODY	325"



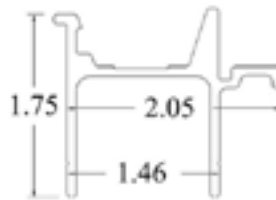
Part Number	Description	Length
0001709	MORGAN FRP	325"



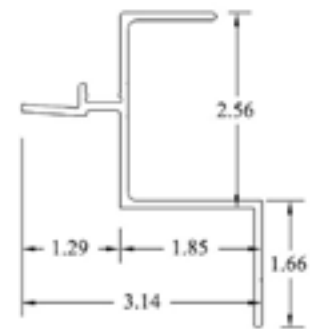
Part Number	Description	Length
00033901	MORGAN FRP	325"



Part Number	Description	Length
002080920002	SUPREME ALUM BODY	322"

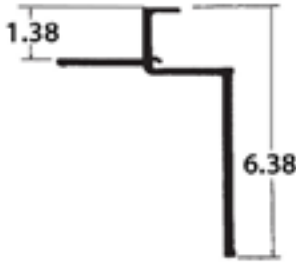


Part Number	Description	Length
002058210004	SUPREME LOWER TOP	322"

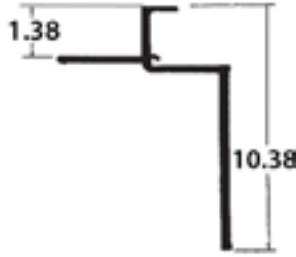


Part Number	Description	Length
002076570004	SUPREME FRP BODY	390"
002076570012	SUPREME FRP BODY	317"

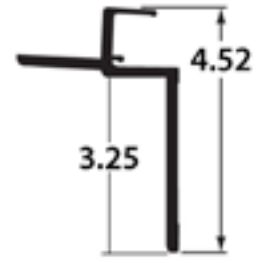
## ALL MAKES TOP RAILS



Part Number	Description	Length
01-6650-0-150	UTILITY 3000R	630.00"



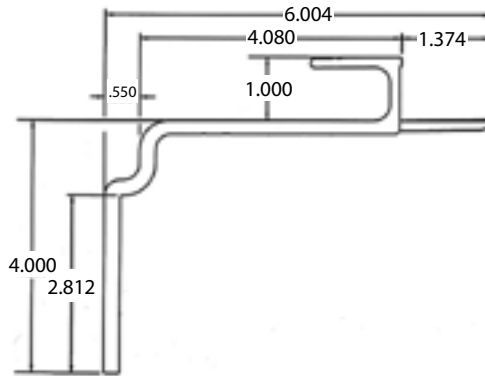
Part Number	Description	Length
01-6650-0-164	UTILITY 3000R WEDGE	626.00"



Part Number	Description	Length
01-6650-0-179	UTILITY 4000DX	626.00"

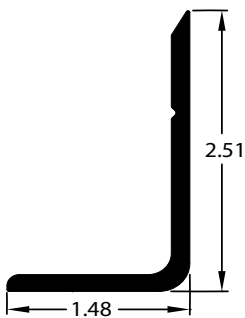


Part Number	Description	Length
E0073240	WABASH	324.00"
E0076260	DURAPLATE	624.00"

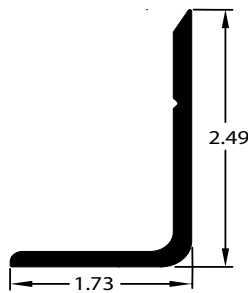


Part Number	Description	Length
47454	STRICK	621.00"

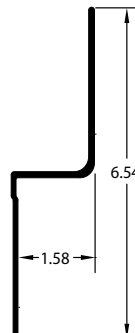
## TOP RAIL SPLICES



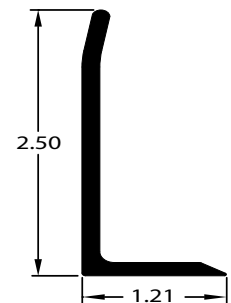
Part Number	Length
41200878	96.00"



Part Number	Length
41203101	96.00"

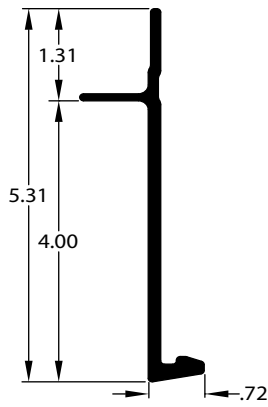


Part Number	Length
43950336	4.63"

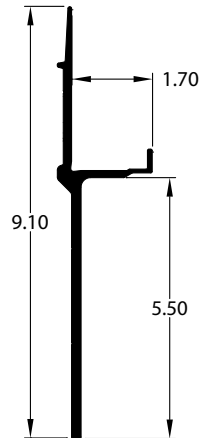


Part Number	Length
41203204	2.5"

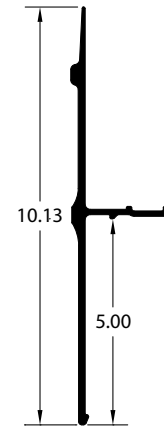
### GREAT DANE BOTTOM RAILS



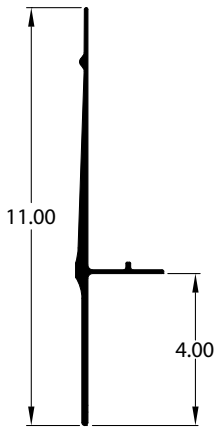
Part Number	Description	Length
603017VV-57	PLATEWALL	684.00"



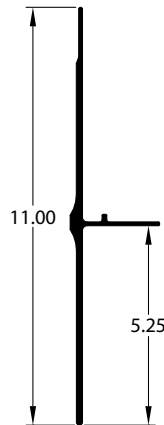
Part Number	Description	Length
60310502	HIGH CUBE	621.00"



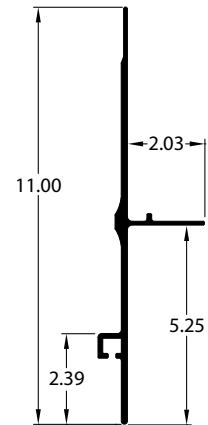
Part Number	Description	Length
60318834X617.00	CTL	617.00"



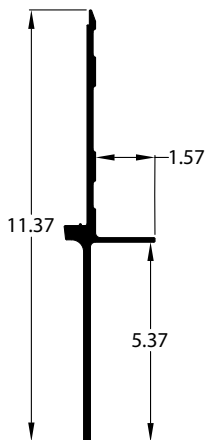
Part Number	Description	Length
603041VV-27	E/S CLASSIC	325.00"
60304106		625.00"



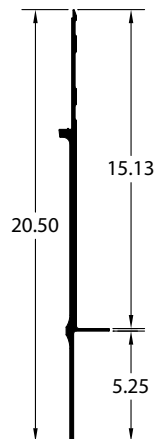
Part Number	Description	Length
60307101	Q-MODEL	623.50"



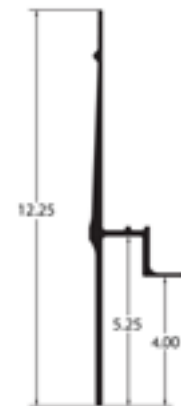
Part Number	Description	Length
60308206	UPS Q-MOD	621.50"



Part Number	Description	Length
60318404X328.50	COMPOSITE PLATEWALL	328.50"
60318401		622.63"
60318404X670.63		670.63"

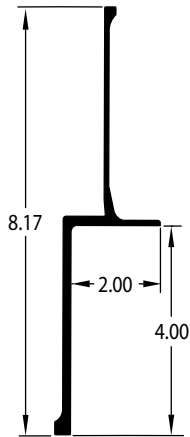


Part Number	Description	Length
60318832X624.13	COMP HIGH BASE	624.13"



Part Number	Description	Length
75561	E/S JOG UC	625.00"

### GREAT DANE BOTTOM RAILS



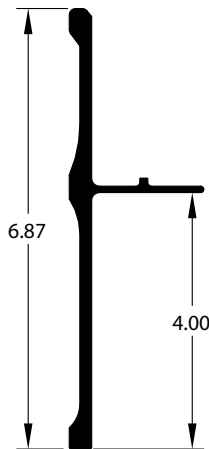
Part Number	Description	Length
70303	FRP INNER	622.00"



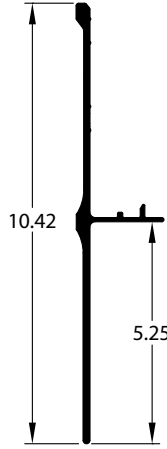
Part Number	Description	Length
71225	FRP OUTER	622.00"



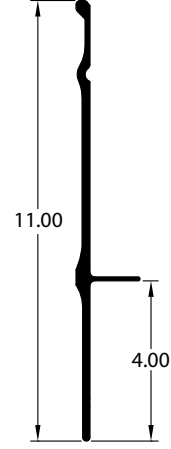
Part Number	Description	Length
60304801	FRP OUTER	622.00"



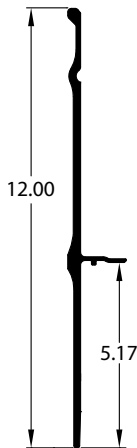
Part Number	Description	Length
60305302	T/C VAN	626.00"



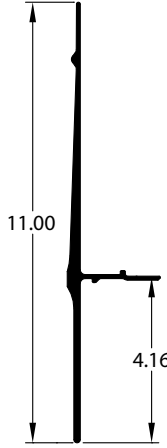
Part Number	Description	Length
60309302	T/C OUTER	611.44"



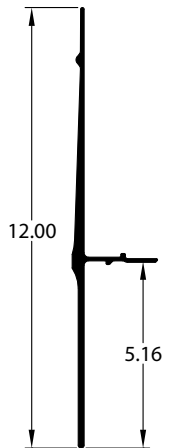
Part Number	Description	Length
60304906	T/C REFR.	626.00"



Part Number	Description	Length
60314606	T/C REFR.	626.00"

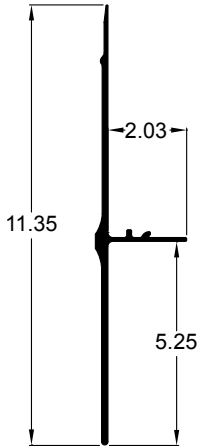


Part Number	Description	Length
60310806	LAX-TEC	625.00"

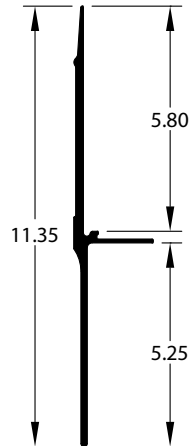


Part Number	Description	Length
60312306	LAX-TEC	625.00"

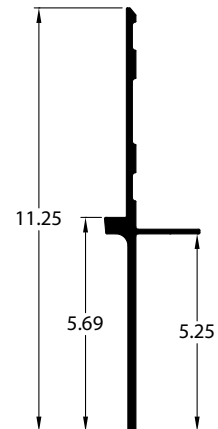


**GREAT DANE BOTTOM RAILS**
**BOTTOM SIDE RAILS**


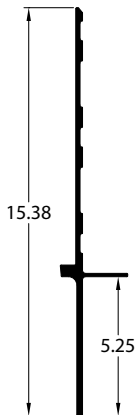
Part Number	Description	Length
603089VV-9	P-SERIES STANDARD	108.00"
603089VV-27		324.63"
603089VV-52		626.00"



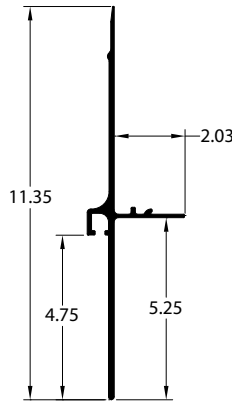
Part Number	Description	Length
60317303	P-SERIES THINWALL	618.75"
603173VV-57		684.00"



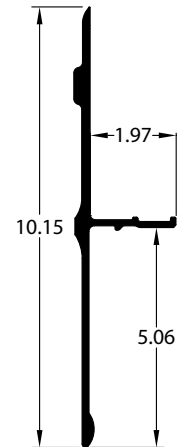
Part Number	Description	Length
60309801	P-SERIES PLATEWALL	622.63"
603098VV-57		684.00"



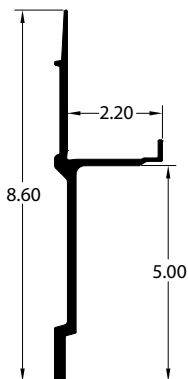
Part Number	Description	Length
60314801	P-SER PLATE	622.63"



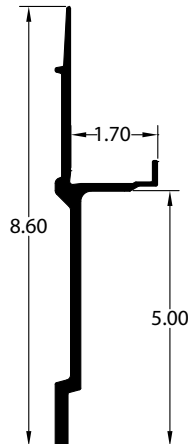
Part Number	Description	Length
603132VV-27	P-SERIES W/SKIRT RETAINER	324.00"
60313207		624.63"



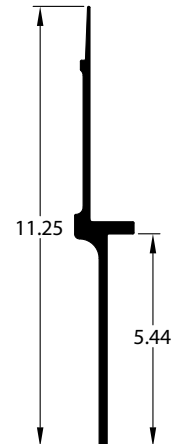
Part Number	Description	Length
60315409	LAX-TEC	625.00"



Part Number	Description	Length
004-09864-09940	SUPERSEAL STD	621.25"

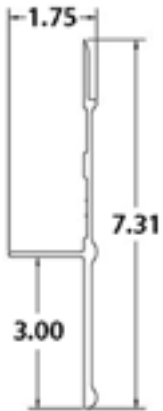


Part Number	Description	Length
004-27768-09940	SUPERSEAL J-MOD	621.25"



Part Number	Description	Length
AE23000-5200	PINES STD	624.00"

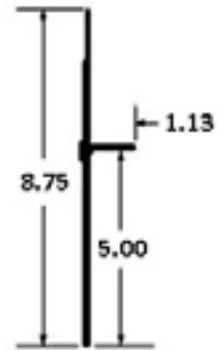
**ALL MAKES BOTTOM RAILS**



Part Number	Description	Length
000785	MORGAN S & P	312.00"



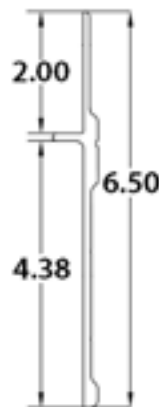
Part Number	Description	Length
1403809	MORGAN FRP	312.00"



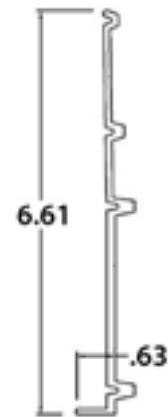
Part Number	Description	Length
STR01854	STRICK	622.63"



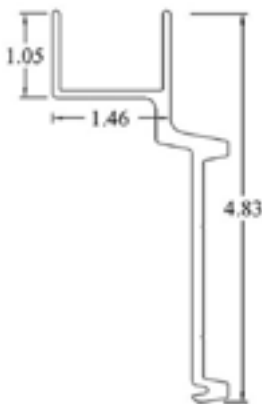
Part Number	Description	Length
STR01857	STRICK	622.81"



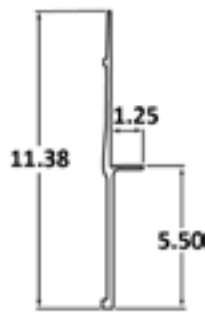
Part Number	Description	Length
002011183095	SUPREME PLATE SIDE	305.25"



Part Number	Description	Length
0028903016	SUPREME	306.84"



Part Number	Description	Length
0025825002	SUPREME	328.00"



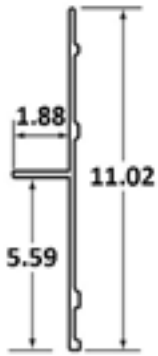
Part Number	Description	Length
90-4-2352-626	TRAILMOBILE	626.00"



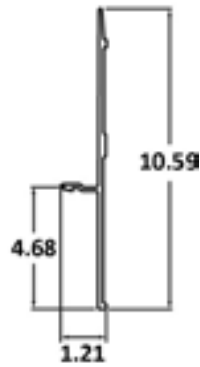
Part Number	Description	Length
01-6650-0-114	UTILITY 4000DX	626.00"

## ALL MAKES BOTTOM RAILS

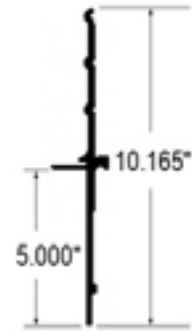
BOTTOM SIDE RAILS



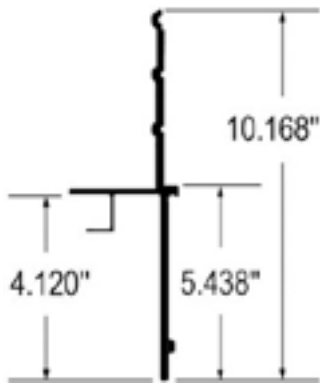
Part Number	Description	Length
01-6650-0-149	UTILITY 3000R	631.00"



Part Number	Description	Length
01-6650-0-175	UTILITY 4000DX	631.00"



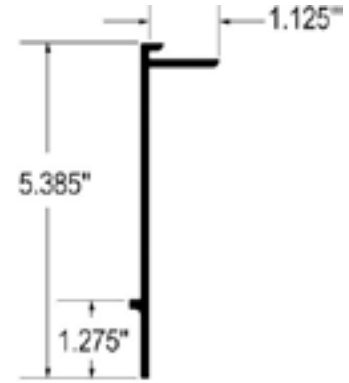
Part Number	Description	Length
E7326260	WABASH EXT. POST	633.00"



Part Number	Description	Length
E7336260	WABASH DURAPLATE	624.00"

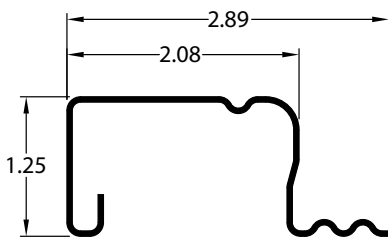


Part Number	Description	Length
E9966260	WABASH DURAPLATE	624.00"

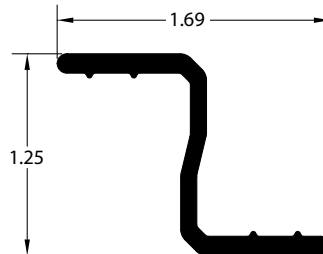


Part Number	Description	Length
E9976260	WABASH HIGH BASE	624.00"

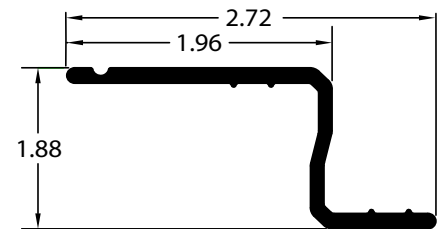
## GREAT DANE INNER BOTTOM RAILS



Part Number	Description	Length
41203604	MODEL P-101	578.63"



Part Number	Description	Length
60308801	LAX-TEC	578.88"



Part Number	Description	Length
60316646X578.88	P-SER. SSL	578.88"

### GREAT DANE CORNER CAPS



Part Number	Description
CC11100	PINES DIAGONAL CORNER



Part Number	Description
40702107	PINES 10"R



Part Number	Description
41200889	10"R ROOF CLOSURE
41203192	6"R ROOF CLOSURE



Part Number	Description
40702105	UNIV PLATEWALL



Part Number	Description
40701232	UNIV P-SERIES



Part Number	Description
43000090	C/S P-SERIES PLATEWALL
43000089	R/S P-SERIES PLATEWALL



Part Number	Description
69102183	UNIV CROWLEY



Part Number	Description
40702111	UNIV P-SERIES THINWALL



Part Number	Description
40702109	UNIV P-SERIES BEVEL



Part Number	Description
43000241	C/S P-SERIES COMPOSITE WALL BEVEL
43000242	R/S P-SERIES COMPOSITE WALL BEVEL



Part Number	Description
43000301	C/S P-SERIES COMPOSITE WALL RADIUS
43000302	R/S P-SERIES COMPOSITE WALL RADIUS



SUPERSEAL NEW STYLE 2.25" LIGHT FLANGE	
Part Number	Description
005-43247	C/S NO HOLE
005-43248	R/S NO HOLE
41202017	C/S W/ HOLE
41202018	R/S W/ HOLE



SUPERSEAL OLD STYLE	
Part Number	Description
005-29837	C/S W/ HOLE
005-29838	R/S W/ HOLE



Part Number	Description
40702110	P-SERIES UNIV 6"R



SUPERSEAL NEW STYLE 1.75" LIGHT FLANGE	
Part Number	Description
40700284	C/S NO HOLE
40700285	R/S NO HOLE

### ALL MAKES CORNER CAPS



Part Number	Description
DP60113	LUFKIN UNIV



Part Number	Description
006943	MORGAN REAR CORNER CLOSURE CAP



MORGAN CORNER CAPS	
Part Number	Description
62660	PLASTIC C/S 1998-2002
62661	PLASTIC R/S 1998-2002
62664	PLASTIC C/S 2002-PRESENT
62665	PLASTIC R/S 2002-PRESENT



Part Number	Description
04-12835	STOUGHTON UNIV



Part Number	Description
01792	STRICK UNIV 7"R



Part Number	Description
14394	STRICK C/S
14393	STRICK R/S



Part Number	Description
45290	STRICK UNIV 7"R



Part Number	Description
001015	SUPREME C/S ALUM
001014	SUPREME R/S ALUM




Part Number	Description
001017	SUPREME C/S ALUM
001018	SUPREME R/S ALUM



Part Number	Description
001036	SUPREME REAR CASTING ALUM BODY



Part Number	Description
001037	SUPREME REAR CASTING FRP BODY



Part Number	Description
001038	SUPREME REAR CASTING SQUARE ROOF FRP

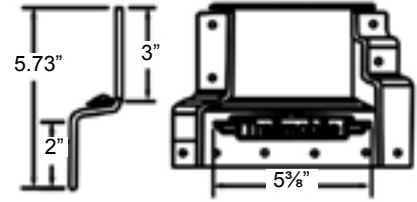
ALL MAKES CORNER CAPS



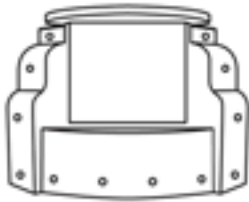
Part Number	Description
001041	SUPREME REAR CASTING SQUARE CORNER



Part Number	Description
7511-A1-05	TRAILMOBILE ULTRAPLATE O/S UNIV



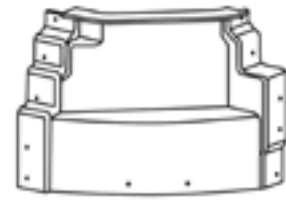
Part Number	Description
7511-A1-06L	TRAILMOBILE ULTRAPLATE C/S O/S
7511-A1-06R	TRAILMOBILE ULTRAPLATE R/S O/S



Part Number	Description
7511-A1-08	TRAILMOBILE ULTRAPLATE O/S UNIV



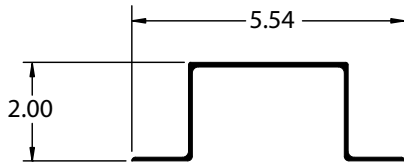
Part Number	Description
01-1550-0-010	UTILITY C/S ROUND 2000R
01-1550-0-011	UTILITY R/S ROUND 2000R



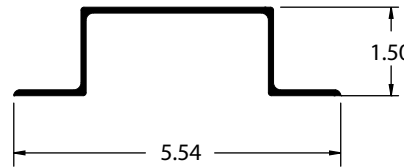
Part Number	Description
01-1550-0-033	UTILITY C/S DRY FRT
01-1550-0-032	UTILITY R/S DRY FRT

## GREAT DANE EXTRUDED ALUMINUM FRONT CORNER POSTS

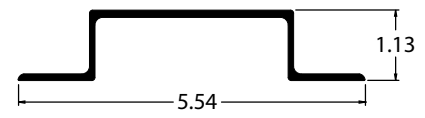
FRONT CORNER POSTS



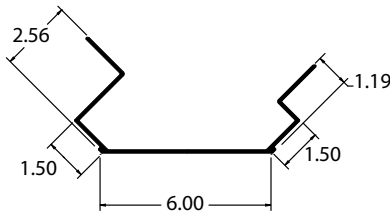
Part Number	Description	Length
60410601	GD REEFER, ALUM	108.00"



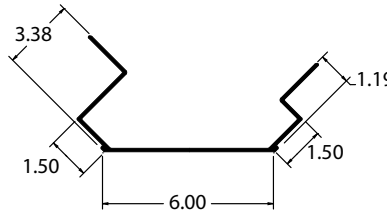
Part Number	Description	Length
60420201	LAX-TEC, ALUM	108.00"



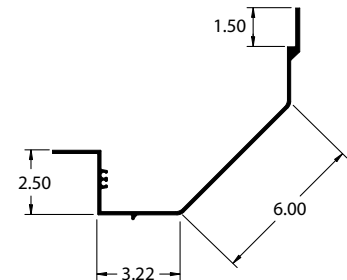
Part Number	Description	Length
60426609X113.37	GD DRY VAN, ALUM	113.37"



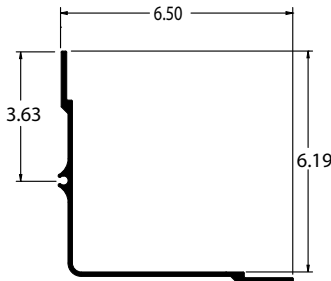
Part Number	Description	Length
60424416	P-SERIES, PPW ALUM	110.31"
60424421	P-SERIES, MF ALUM	116.31"



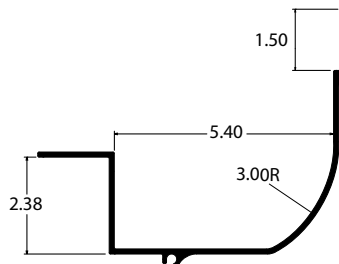
Part Number	Description	Length
60430388X109.31	P-SERIES, ALUM	109.31"



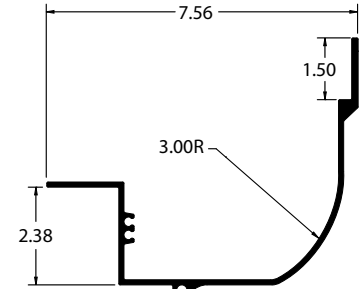
Part Number	Description	Length
60430437X109.69	COMPOSITE WALL	109.69"



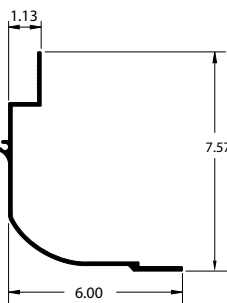
Part Number	Description	Length
60416802	ALUM, SQ CORNER	110.56"



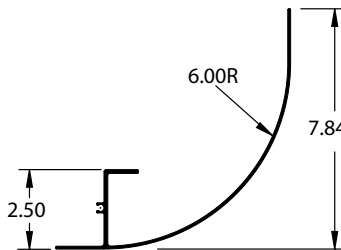
Part Number	Description	Length
60424104	3"R PLATEWALL, ALUM	112.56"



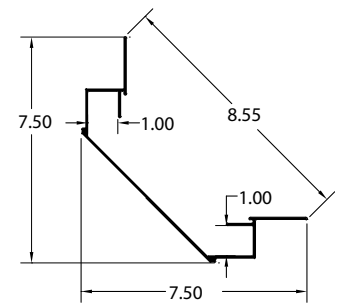
Part Number	Description	Length
60430401X110.56	3"R COMP PLATE, ALUM	110.56"



Part Number	Description	Length
43000002	PLATEWALL, MF ALUM	110.56"
60414402	PLATEWALL, PPW ALUM	110.56"

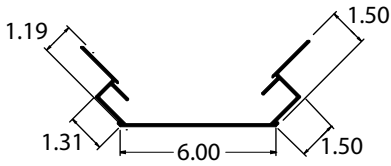


Part Number	Description	Length
60410701	6"R ALUMINUM	103.68"

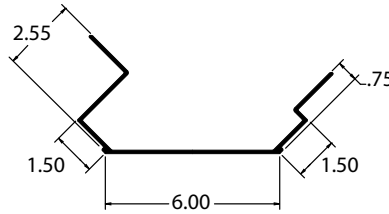


Part Number	Description	Length
AE33200-1088	PINES, ALUM	110.88"

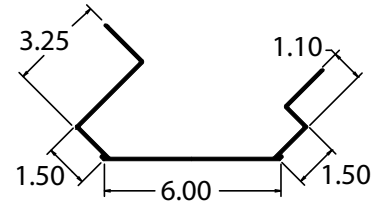
## GREAT DANE EXTRUDED ALUMINUM FRONT CORNER POSTS



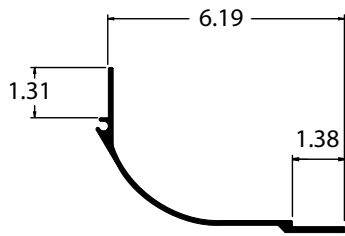
Part Number	Description	Length
60419803	PINES, MF ALUM	110.31"
AE33301-1031	PINES, PPW ALUM	



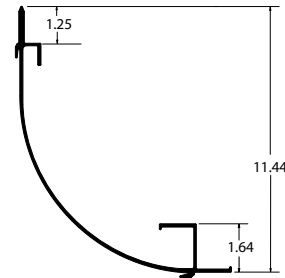
Part Number	Description	Length
60420501	PINES, MF ALUM	110.31"
60420507	PINES, PPW ALUM	



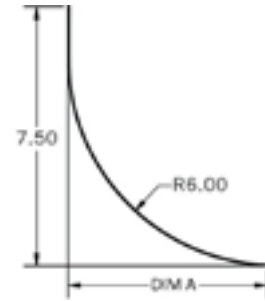
Part Number	Description	Length
43950683	PINES, ALUM	106.81"



Part Number	Description	Length
60416704	PINES, ALUM	112.56"



Part Number	Description	Length
043-44418-01787	6"R ALUMINUM	111.69"

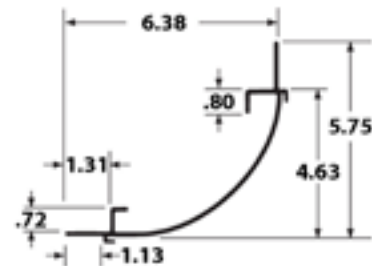


SUPERSEAL RADIUS OVERLAYS			
Part Number	Dim A	Length	Finish
045-44421-01723	5.75"	107.69"	WHITE
40707583X107.06		107.06"	S/S
045-30925-01723	7.25"	107.69"	WHITE
051-27835-01723			S/S

## ALL MAKES ALUMINUM FRONT CORNER POST



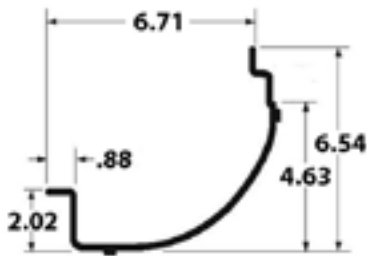
Part Number	Description	Length
RP-115-MFA	TRAILMOBILE ULTRAPLATE MF	113.00"
RP-205-PPW	WHITE INSERT FOR RP-115-MFA	111.31"
RP-205-SST	S/S INSERT FOR RP-115-MFA	



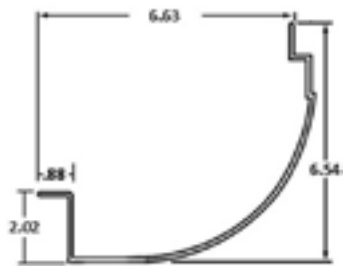
UTILITY 300R		
Part Number	Description	Length
01-6500-0-155	UTILITY WHITE ALUM	116.50"
01-6500-0-156	UTILITY MILL ALUM	
03-2500-0-098	S/S INSERT	



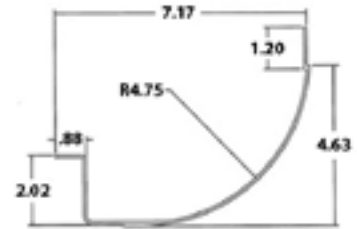
### ALL MAKES ALUMINUM FRONT CORNER POSTS



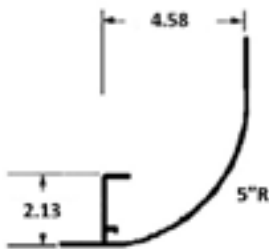
Part Number	Description	Length
01-6500-0-159	UTILITY PARAGOULD MILL FINISH ALUM	120.00"



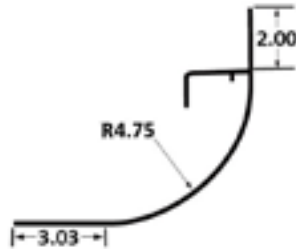
Part Number	Description	Length
01-6500-0-160	UTILITY 3000R WHITE ALUM	120.00"



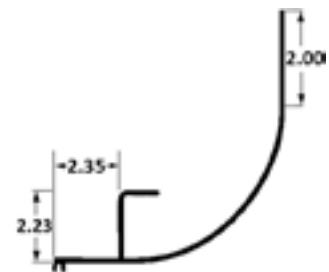
Part Number	Description	Length
01-6500-0-164	UTILITY 4000D-X MILL FINISH ALUM	120.00"



Part Number	Description	Length
E6141200	WABASH MF ALUM 5"R	120.00"

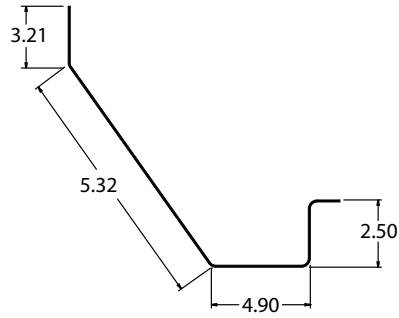


Part Number	Description	Length
E8351200	WABASH MF ALUM 5"R	120.00"

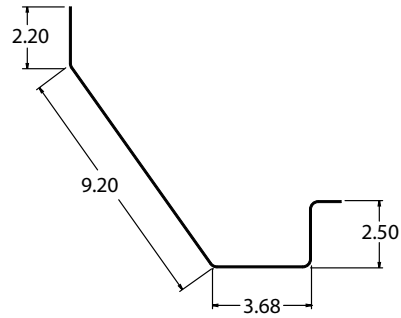


Part Number	Description	Length
E0081200	WABASH MF ALUM 5"R	120.00"

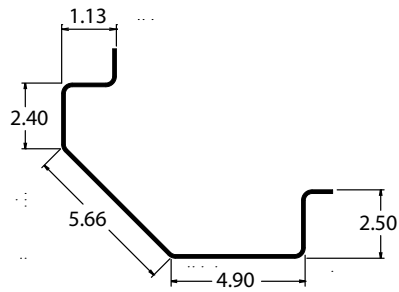
### GREAT DANE STEEL BEVELED FRONT CORNER POSTS



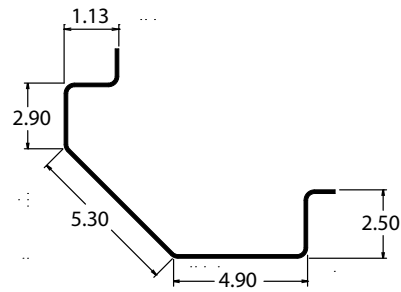
Part Number	Description	Length
49900865	GD PLATEWALL, STEEL	113.48"



Part Number	Description	Length
01504	FRP SIDE, 56TR STEEL	110.00"

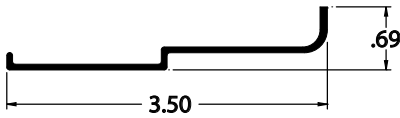


Part Number	Description	Length
00001501001	GD E/S, 58TR STEEL	110.68"

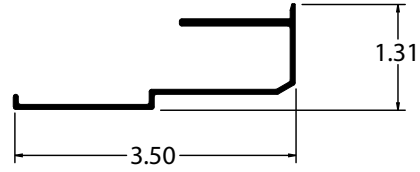


Part Number	Description	Length
40900700001	BEVEL E/S, STEEL	110.00"

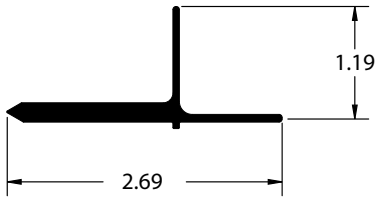
## ENDSTOPS



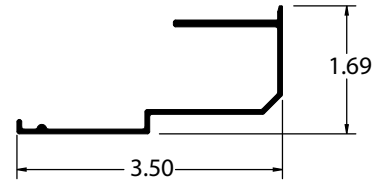
Part Number	Description	Length
004-26532-01876	SUPERSEAL SIDEWALL ENDSTOP	117.25"



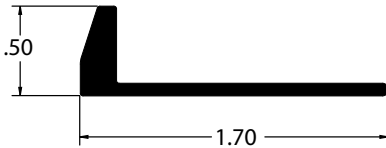
Part Number	Description	Length
60430520X113.25	SUPERSEAL SIDEWALL ENDSTOP	113.25"



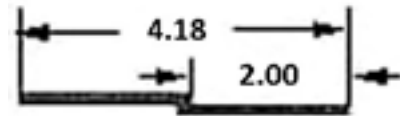
Part Number	Description	Length
60429700X107.37	FRONT WALL ENDSTOP	107.37"



Part Number	Description	Length
60429904	SIDEWALL ENDSTOP	139.87"

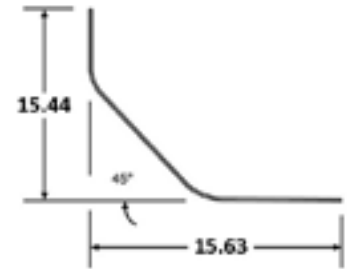
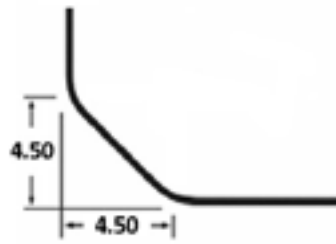
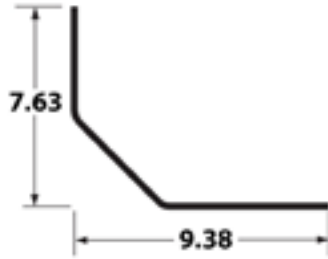


Part Number	Description	Length
60424300X130.00	CORRUGATED SIDE SHEET CLOSURE	130.00"



Part Number	Description	Length
E0901200	WABASH ALUM STARTER POST	120.00"

## BEVELED STYLE ALUMINUM

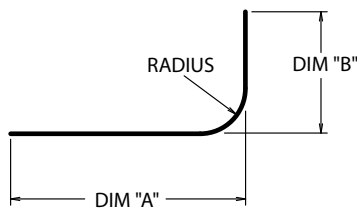


Part Number	Description	Length
01-22583-106-00	STOUGHTON Z-PLATE MILL FINISH ALUM	120.00"

Part Number	Description	Length
01-12994-XXX-05	STOUGHTON WHITE	107.00"

Part Number	Description	Length
RP-881K-PPW	TRAILMOBILE WHITE	105.00"

## RADIUS PANELS



Part Number	Radius	Dim A	Dim B	Length	Finish	Note
40806940X102.25	3"	15.48"	11.85"	102.25"	BLACK ALUM	GREAT DANE
69104743004				104.75"	WHITE ALUM	
69104743005				102.25"	S/S	
40801000001	6"	31.38"	16.20"	114.00"	WHITE ALUM	
40807501001				103.87"	S/S	
40807501002				103.87"	S/S	
49900216002				102.25"	ABF GRAY ALUM	
69102520001				107.00"	WHITE ALUM	
69102520015				107.00"	S/S	
69102520016	6"	31.38"	17.75"	110.00"	WHITE ALUM	
69102520017				102.25"	UPS GRAY ALUM	
69102520018				107.00"	BRIGHT ALUM	
69102520002	10"	6.56"	6.16"	102.25"	WHITE ALUM	
08014				114.00"	BRIGHT ALUM	
08670				114.00"	WHITE ALUM	
09416				114.00"	S/S	
WCC 8051-SPW	5"	40"	13"	110"	WHITE ALUM	FRUEHAUF
WCF 9212-900				110"	WHITE ALUM	
FR30382	10"	31.81"	11.38"	109.00"	MILL FINISH ALUM	DORSEY
FR30382-PPW				109.00"	MILL FINISH ALUM	
FR30783-PPW	6"	27.38"		104.00"	WHITE ALUM	STRICK
06876	7"	10.97"	13.50"	114.50"	MILL FINISH ALUM	
45305				107.50"	MILL FINISH ALUM	
55567	4"	9.38"	10.92"	107.00"	WHITE ALUM	TRAILMOBILE
RP-883K-PPW	6"	15.63"	15.44"	109.00"		
RP-958K-PPW				117.50"		
2000-7553				114.00"		
		17.38"	13.31"	114.00"		HYUNDAI

Part Number	Description	Length
00660	MORGAN RADIUS PANEL MILL FINISH ALUMINUM	104.00"
01424	MORGAN RADIUS PANEL S/S	



Part Number	Description	Length
27928045	SUPREME RADIUS PANEL	102.00"

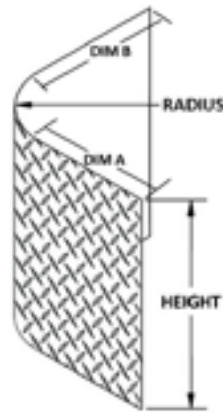
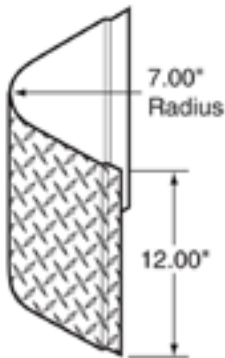


Part Number	Description	Length
EXT00012	VANGUARD MILL ALUM	110.00"
FWP00101	VANGUARD WHITE ALUM	

## CORNER PROTECTORS



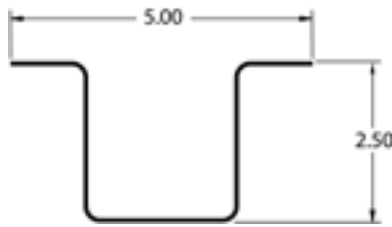
BEVEL PROTECTOR	
Part Number	Description
42010023	BOTTOM 12.00"



Part Number	Description
22476	STRICK CORNER PROTECTOR

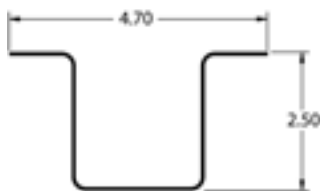
GREAT DANE RADIUS PROTECTORS						
Part Number	Dim "A"	Dim "B"	Height	Radius	Material	Note
40701201064	6.79"	4.83"	21.21"	6"	ALUMINUM TREADPLATE	UNIVERSAL
40701201105	8.83"	6.79"	25.21"		ALUMINUM	C/S
40701201106						R/S
40701227	10.00"	10.00"	29.58"		ALUMINUM TREADPLATE	UNIVERSAL
40702931024	6.79"	4.46"	20.84"		ALUMINUM	C/S
40702931025						R/S
42011472	2.72"	2.51"	12.00"	3"	ALUMINUM TREADPLATE	UNIVERSAL

## GREAT DANE FRONT POST

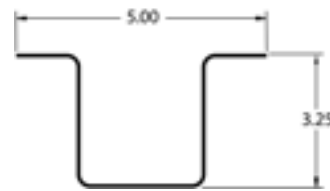


Part Number	Length	Material	Note
69102163002	107.00"	12GA GALVANIZED	BOTTOM CRIMPED
40911901X108.12	108.12"	16GA GALVANIZED	CROWN CRUSHED

Part Number	Length	Material	Note
43399067	115.00"	14GA GALVANIZED	BOTTOM CRIMPED
40911501	115.62"	16GA GALVANIZED	

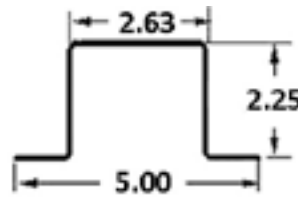


Part Number	Length	Material
40907302	114.37"	16GA GALVANIZED



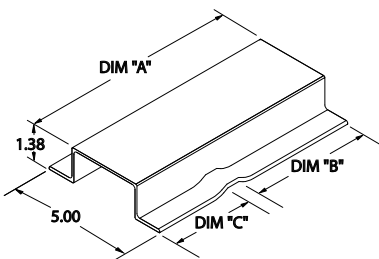
Part Number	Length	Material	Note
43950213X103.56	103.56"	16GA GALVANIZED	BOTTOM CRIMPED

## ALL MAKES FRONT POST

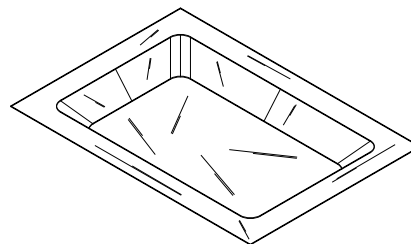


Part Number	Description	Length
04S00020	WABASH STEEL	116.00"

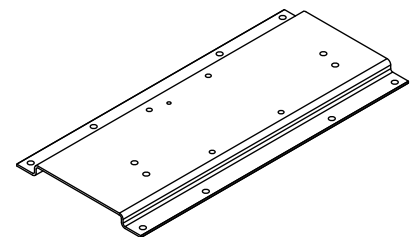
## FRONT WALL ACCESSORIES



AIR LINE PROTECTORS			
Part Number	Dim "A"	Dim "B"	Dim "C"
40703001	7.75"	4.85"	2.40"
14856	5.00"	3.15"	1.35"
15556	6.50"	4.85"	1.15"
69102680	6.05"	3.95"	1.60"



RECESSED ELECTRIC NOSE PANS				
Part Number	Length	Width	Depth	Color
47776	17.00"	24.00"	1.75"	WHITE
44733			2.50"	ALUMINUM



GLADHAND & NOSEBOX MOUNT			
Part Number	Length	Width	Height
69102710	17.00"	7.87"	.67"

### VENTS AND ACCESSORIES




STYLE A

STYLE B

Part Number	Color	Radius	Thickness	Width	Height
32700103	WHITE	6"	2.50"	9.75"	22.50"
32700104	S/S				
32700111	WHITE		1.50"		
32700112	S/S				

Part Number	Width	Height	Style	Color
V-20	10.50"	12.25"	A	ALUMINUM
024-03005				WHITE
24	10.00"	12.00"	B	



Part Number	Description
P-60-102	STEP, VENT ACCESS 10"R
P-60-103	STEP, VENT ACCESS 6"R

Part Number	Description
P-60-101	VENT ACCESS STEP, FLAT

Part Number	Description
606009	VENT ACCESS STEP, FOLDING

Part Number	Description
40701205	VENT STEP ADAPTER 6"R



Part Number	Description
6300-36-03	36" GRAB HANDLE

Part Number	Description
P-70-1016	LEVER LOCK ASSEMBLY

Part Number	Description
P-10-1800SS	LATCH, VENT DOOR

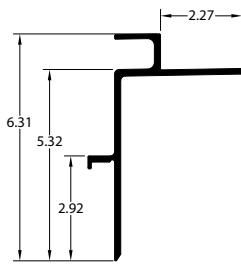


Part Number	Description
45944	HOLDBACK, VENT

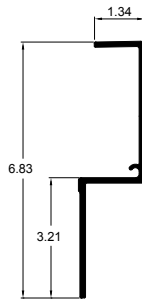
Part Number	Description
80047	EYELET, VENT DOOR HOLDBACK

Part Number	Description
P-70-1010	HINGE, VENT DOOR

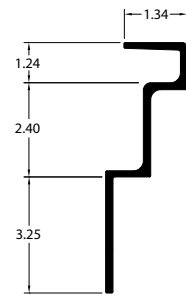
## GREAT DANE STRAIGHT FRONT TOP RAILS



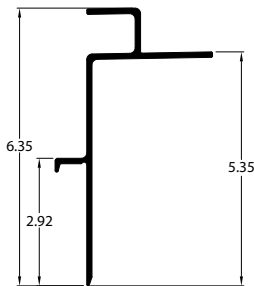
Part Number	Description
43000001	P-SERIES PLATE 93.00"



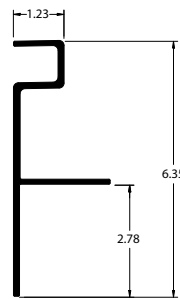
Part Number	Description
60310111X093.00	P-SERIES 93.00"



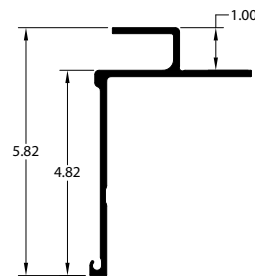
Part Number	Description
60311601	P-SERIES THINWALL 91.25"



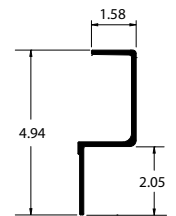
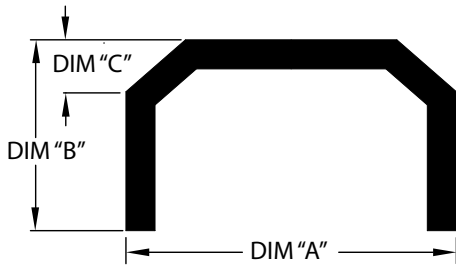
Part Number	Description
60318827X093.00	P-SERIES COMPOSITE 93.00"



Part Number	Description
60318002	P-SERIES COMPOSITE PLATEWALL 93.00"

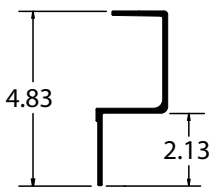


Part Number	Description
60301603	GD PLATEWALL 145.00"

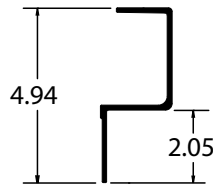


Part Number	Description
60304607X131.00	GD EXT SKIN 131.00"

## GREAT DANE BEVELED FRONT TOP RAILS

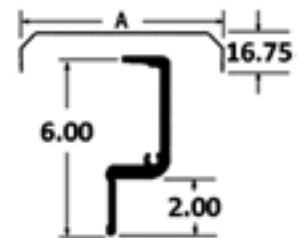


Part Number	Dim "A"	Dim "B"	Dim "C"
32032520	95.50"	16.13"	7.48"
32032522			4.13"
32032729	95.65"	16.11"	4.26"
32032730			7.50"
32033083	101.86"	13.13"	4.05"
32033084			7.25"
32033085	102.01"	16.11"	4.26"
32033087			7.50"



Part Number	Dim "A"	Dim "B"	Dim "C"
32001005	102.01"	16.11"	3.76"
32001006	95.50"	13.13"	3.53"
32001007	101.86"		

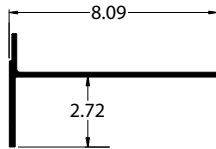
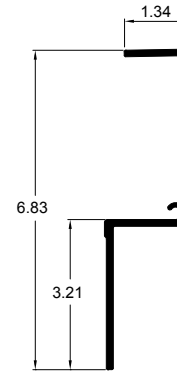
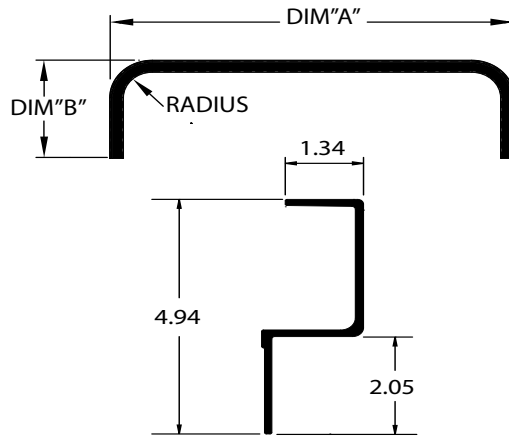
## ALL MAKES BEVELED



## TRAILMOBILE O-MODEL BEVELED

Part Number	Dim "A"
511-1-109-2	96.00"
511-1-109-2-1	102.00"
511-1-109-2-2	102.38"

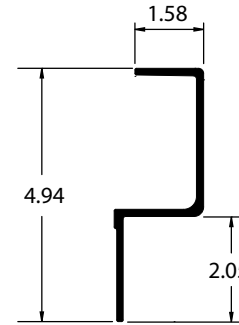
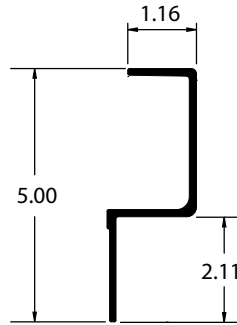
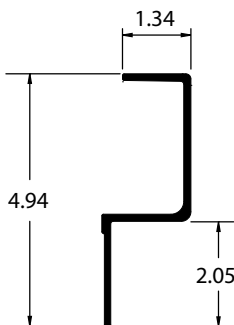


**GREAT DANE RADIUS FRONT TOP RAILS**


Part Number	Description	Dim "A"	Dim "B"
40707505	6"R, SUPERSEAL	102.31"	8.10"
40707506		96.00"	

Part Number	Description	Dim "A"	Dim "B"
41200862	6"R, LAX-TEC	95.50"	16.12"
41200863		101.86"	

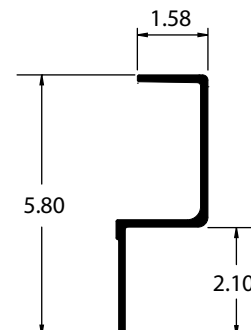
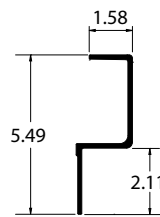
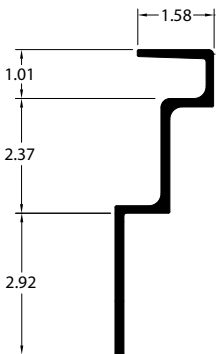
Part Number	Description	Dim "A"	Dim "B"
41200891	6"R, P-SERIES	101.30"	16.31"
40701222	6"R, P-SERIES	94.94"	
40702106	10"R, P-SERIES SS	101.76"	



Part Number	Description	Dim "A"	Dim "B"
41201967	6"R, SLT-C/T	101.86"	11.12"
41204458		95.50"	

Part Number	Description	Dim "A"	Dim "B"
41201977	6"R, CLASSIC	101.86"	11.12"
41201985		95.50"	
41201999		101.86"	

Part Number	Description	Dim "A"	Dim "B"
41203113	10"R, CLASSIC	95.50"	16.12"
41203114		101.86"	
41203162	6"R, CLASSIC	95.50"	
41203163		101.86"	
41203196		6"R, Q-MOD	7.80"

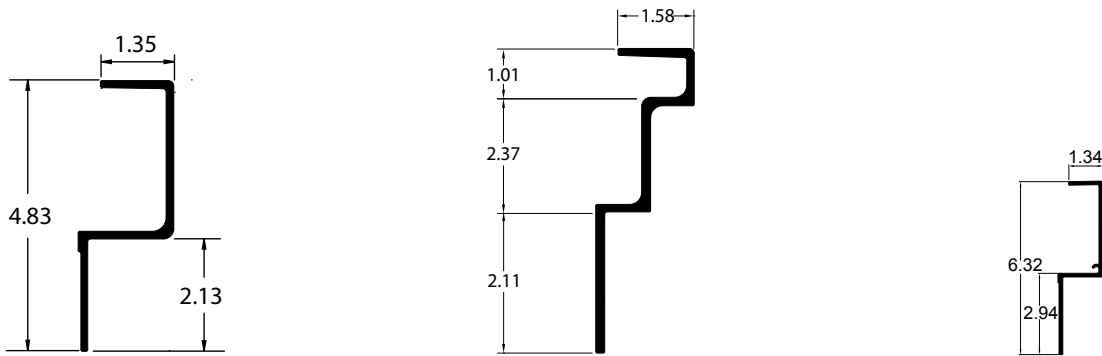


Part Number	Description	Dim "A"	Dim "B"
41203146	10"R, FLT RF	95.26"	16.12"
41203147		401.62"	
41203165		101.62"	

Part Number	Description	Dim "A"	Dim "B"
41203187	6"R, T/C REF	101.86"	16.12"
79730	10"R, FLT RF	95.50"	
79740		101.86"	

Part Number	Description	Dim "A"	Dim "B"
603030NR10	10"R, 1" BOW SHELF	101.86"	16.12"
603030NR6	6"R, 1" BOW SHELF	101.86"	

## GREAT DANE RADIUS FRONT TOP RAILS

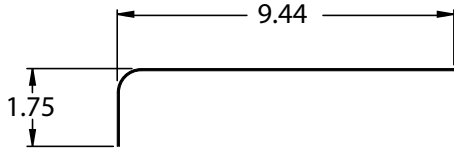


Part Number	Description	Dim "A"	Dim "B"
76340	10"R, E/S	101.86"	20.12"
76420		95.50"	

Part Number	Description	Dim A"	Dim "B"
79741	10"R, FLT RF	101.86"	16.12"

Part Number	Description	Dim "A"	Dim "B"
AE1B010-0992	10"R, PINES	102.75"	12.88"

## FRONT TOP COVERS

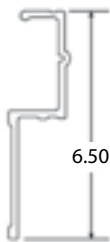


SUPERSEAL NOSE RAIL COVER		
Part Number	Description	Length
041-27829-01606	MILL FINISH ALUMINUM	100.38"
60378910X087.50		87.50"

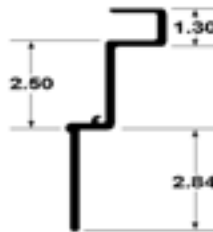


MORGAN FRONT TOP RADIUS PANEL		
Part Number	Description	Length
13502	MILL FINISH ALUMINUM	86.88"
1358401	S/S	

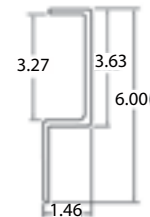
## ALL MAKES RADIUS FRONT TOP RAILS



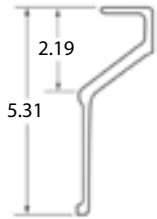
Part Number	Description	Length
251122102	DORSEY 10"R	102.00"
251128702	DORSEY 6"R	



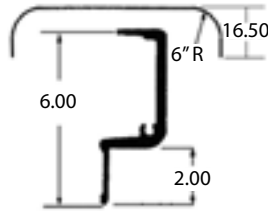
Part Number	Description	Length
WCF5903-1	FRUEHAUF 10"R	102.13"



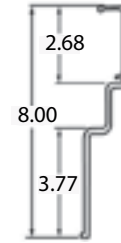
Part Number	Description	Length
1000-3146	HYUNDAI 6"R	102.13"

**ALL MAKES RADIUS FRONT TOP RAILS**


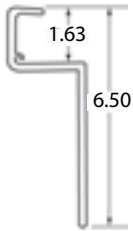
Part Number	Description	Length
1000-7412	HYUNDAI 6"R	102.13"



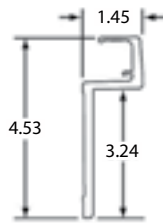
Part Number	Description	Length
511-1-130B	TRAILMOBILE O-MODEL	102.38"



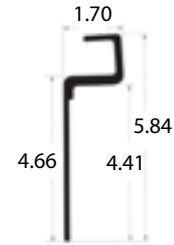
Part Number	Description	Length
03-6650-0-310	UTILITY PARAGOULD, 4.75"R	102.00"



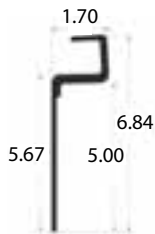
Part Number	Description	Length
03-6650-0-423	UTILITY 3000R, 4.75"R	102.00"



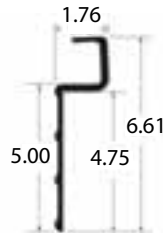
Part Number	Description	Length
03-6650-0-510	UTILITY 4000DX, 4.75"R	102.00"



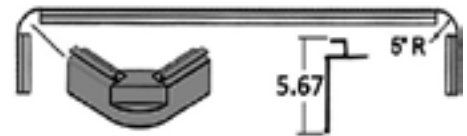
Part Number	Description	Length
FWP00027	VANGUARD VIP4000 4.5"R	102.31"



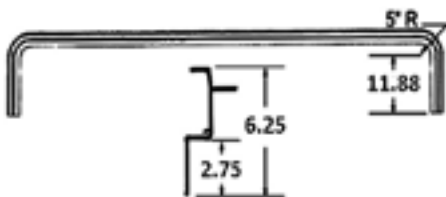
Part Number	Description	Length
FWP00063	VANGUARD MAXCUBE 4.5"R	102.38"



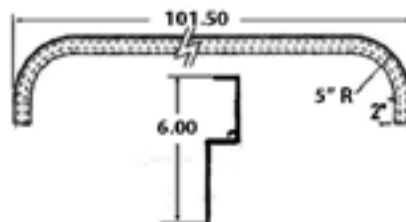
Part Number	Description	Length
FWP00100	VANGUARD VXP 4.5"R	102.50"



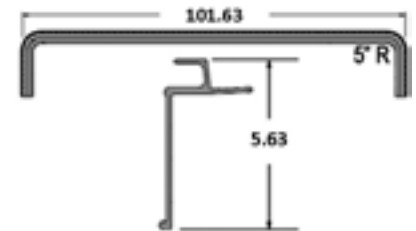
Part Number	Description	Length
04000001	WABASH	102.00"



Part Number	Description	Length
04A00211	WABASH DRY FRT	101.63"

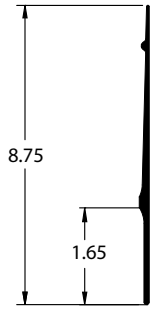


Part Number	Description	Length
04A00800	WABASH REEFER	101.50"



Part Number	Description	Length
04A01826	WABASH DURAPLATE	101.63"


## GREAT DANE FLAT FRONT BOTTOM RAILS



Part Number	Length
60300906X125.78	125.78"



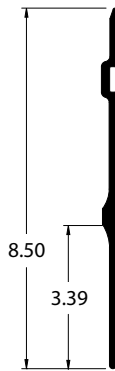
Part Number	Length
60309211X130.00	130.00"



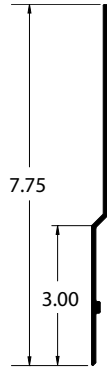
Part Number	Length
60309405	129.20"



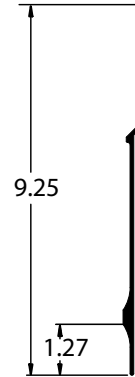
FOR P-SERIES SS CAN VAN	
Part Number	Length
60313301	93.00"



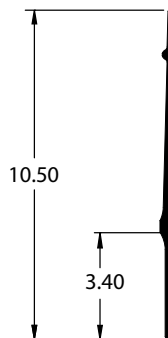
Part Number	Length
60315505X129.20	129.20"



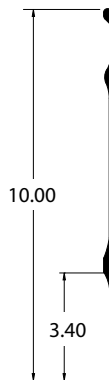
FOR PINES PLATEWALL	
Part Number	Length
60414801	93.13"



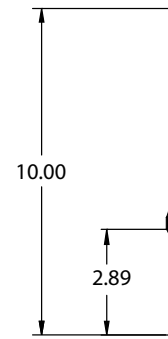
FOR COMPOSITE WALL	
Part Number	Length
60430464X093.00	93.00"



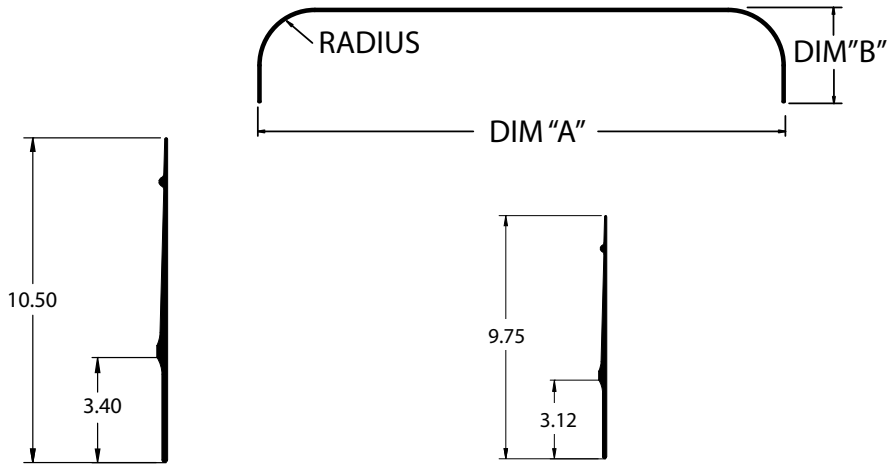
FOR BEVELED FRONT CLASSIC	
Part Number	Length
71050	129.00"



Part Number	Length
77153	129.00"




Part Number	Length
78556	129.20"

**GREAT DANE RADIUS FRONT BOTTOM RAILS**
**FRONT BOTTOM RAILS**



Part Number	Dim "A"	Dim "B"	Radius
12548	95.30"	16.60"	10"
14101	101.66"		

Part Number	Dim "A"	Dim "B"	Radius
15739	101.66"	16.60"	10"

Part Number	Dim "A"	Dim "B"	Radius
16298	101.66"	16.60"	10"



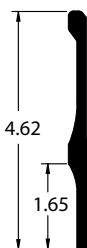
Part Number	Dim "A"	Dim "B"	Radius
16931	101.66"	16.60"	10"



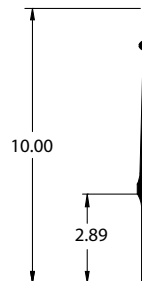
Part Number	Dim "A"	Dim "B"	Radius
41200831	101.66"	16.60"	6"



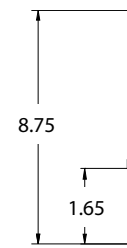
Part Number	Dim "A"	Dim "B"	Radius
41200833	101.66"	16.60"	6"



Part Number	Dim "A"	Dim "B"	Radius
41203154	101.66"	16.60"	10"
41203166			6"

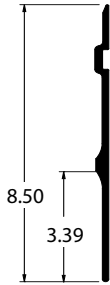


Part Number	Dim "A"	Dim "B"	Radius
41203178	101.66"	16.60"	6"
41203179	95.30"		
16185	101.66"		10"
16186	95.30"		

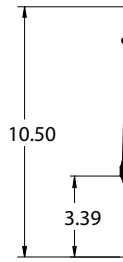


Part Number	Dim "A"	Dim "B"	Radius
16844	101.66"	16.60"	10"
41203184	95.30"		
41203185	101.66"		6"
41201957	95.30"		
41201961			


## GREAT DANE RADIUS FRONT BOTTOM RAILS



Part Number	Dim "A"	Dim "B"	Radius
41201907001	95.30"	16.60"	6"
41201908001	101.66"		
41201948		11.00"	



Part Number	Dim "A"	Dim "B"	Radius
41203172	95.30"	16.60"	6"
41203174	101.66"		



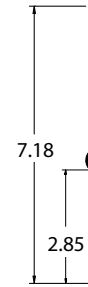
Part Number	Dim "A"	Dim "B"	Radius
41203177	101.66"	16.60"	6"



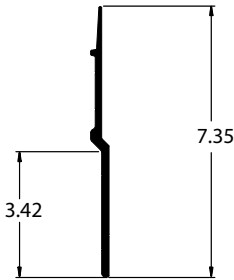
Part Number	Dim "A"	Dim "B"	Radius
41203183	101.66"	16.60"	6"



Part Number	Dim "A"	Dim "B"	Radius
41203189	101.66"	16.60"	6"



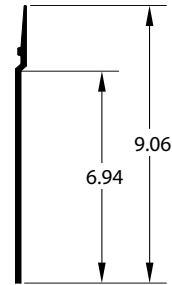
Part Number	Dim "A"	Dim "B"	Radius
41203190	95.30"	16.60"	6"
41203191	101.66"		



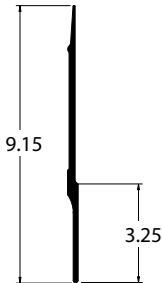
Part Number	Dim "A"	Dim "B"	Radius
40707503	102.31"	8.09"	6"



Part Number	Dim "A"	Dim "B"	Radius
41200892001	101.66"	16.91"	6"



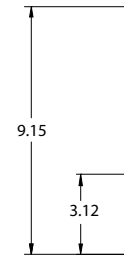
Part Number	Dim "A"	Dim "B"	Radius
43599074	102.38"	9.38"	10"



Part Number	Dim "A"	Dim "B"	Radius
43950561002	101.66"	10.28"	3"

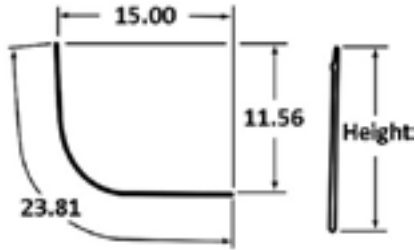


Part Number	Dim "A"	Dim "B"	Radius
69102850	101.66"	16.28"	6"



Part Number	Dim "A"	Dim "B"	Radius
69102951	101.66"	16.28"	6"

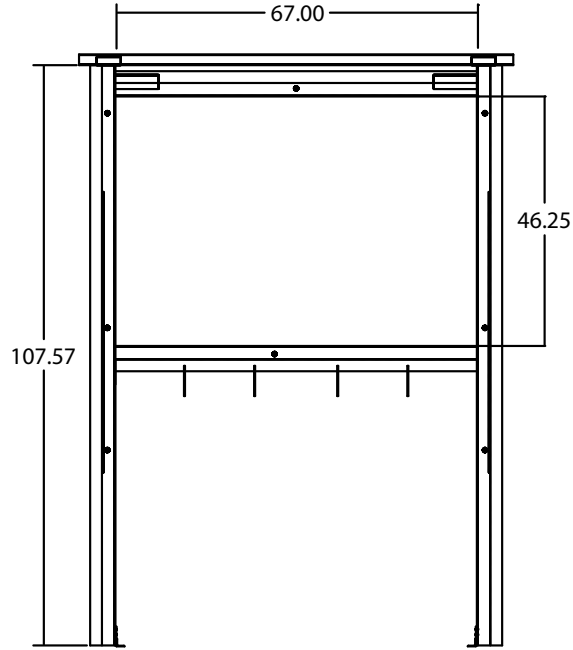
## ALL MAKES FRONT BOTTOM RAILS



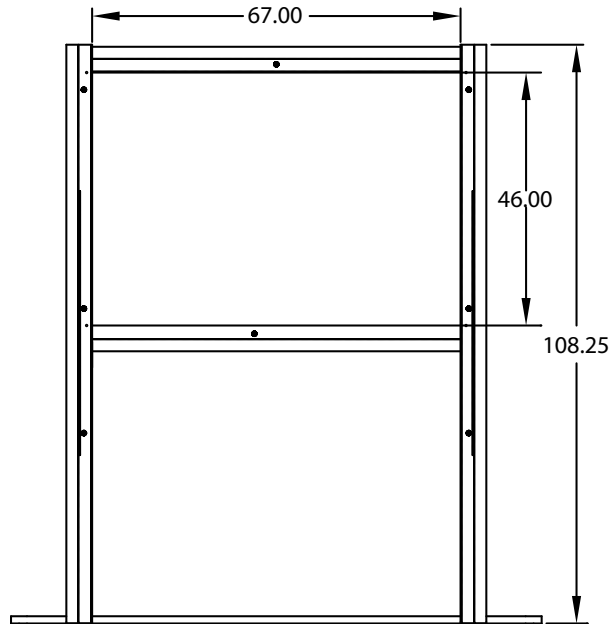
TRAILMOBILE LOWER CORNER SECTION		
Part Number	Description	Height
511-1-137-L-B-A	R/S	8.00"
511-1-137-R-B-A	C/S	

Part Number	Description	Dim A	Dim B
90-4-2353-0-88	TRAILMOBILE CENTER	88.00"	8.00"

## GREAT DANE COOLING UNIT FRAMES



Part Number	Description
31405118	LAX-TEC, SB3, ALUM



Part Number	Description
577-44801-01732	SUPERSEAL, ALUM



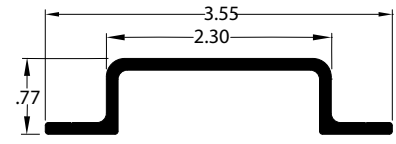
### GREAT DANE RUB RAILS



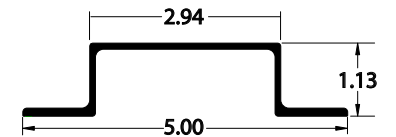
Part Number	Length
60415301	624.00"



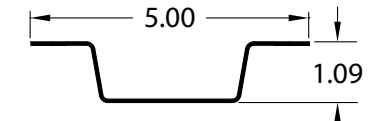
Part Number	Length
60430391	617.50"



Part Number	Length
60425501	618.00"




Part Number	Length
60422120X626.00	626.00"



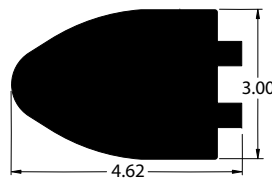
Part Number	Length
41610930X610.00	610.00"



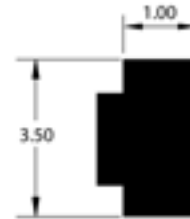
Part Number	Length
60314403	612.00"



Part Number	Length
60429501	562.56"
60429502X636.00	636.00"

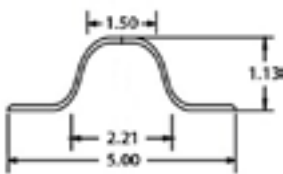


Part Number	Description
42000659	END CAP FOR 60314403

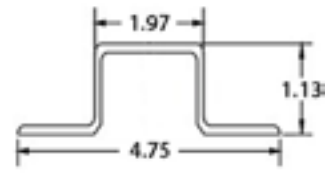


Part Number	Description
43361094	END CAP FOR 60425501

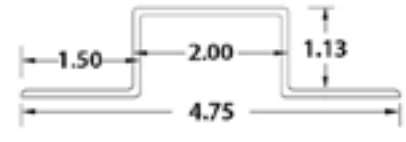
### ALL MAKES RUB RAILS



Part Number	Description
004553	MORGAN N/S 325.00"

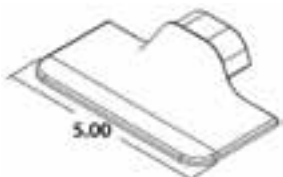


Part Number	Description
0045540	MORGAN O/S 325.00"



Part Number	Description
002043520084	SUPREME 312.00"

### ALL MAKES END CAPS



Part Number	Description
001080	SUPREME ROUND END CAP

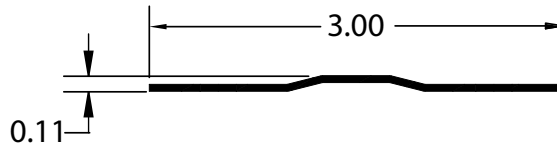


Part Number	Description
006972	MORGAN ROUND END CAP



Part Number	Description
001024	SUPREME SQUARE END CAP

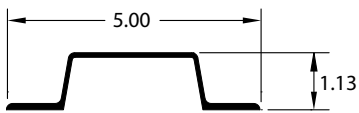
### GREAT DANE ALUMINUM SIDE POST



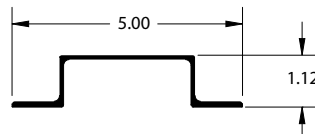
Part Number	Length	Color
40915340	97.81"	SCHNEIDER ORANGE
40915248	100.94"	WHITE
40915274	105.94"	

Part Number	Length	Color
40915234	106.00"	WHITE
40915244	106.50"	
40915178	106.94"	
40915339		WERNER BLUE

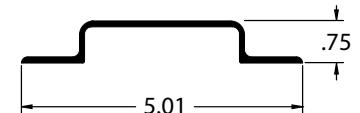
Part Number	Length	Color
40915341	106.94"	PENSKE GREEN
40915237	108.00"	WHITE
40915238	108.50"	
40915246	109.00"	



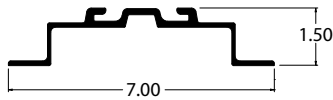
Part Number	Length
AE31000-1700	117.00"



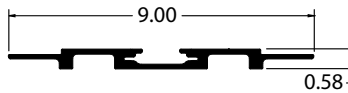
Part Number	Length
42400648	111.90"
60422110	133.87"



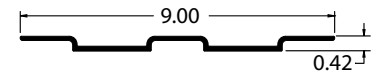
Part Number	Length
60414302	113.87"



Part Number	Length
40913314	107.00"



Part Number	Length	Color
60417102	106.94"	WHITE
AE35320-0694		MILL
60417105	112.94"	MILL

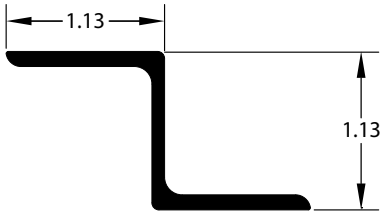


Part Number	Length	Color
60417201	106.94"	MILL
60417202		WHITE
60417205	110.44"	MILL
60417209	122.94"	WHITE

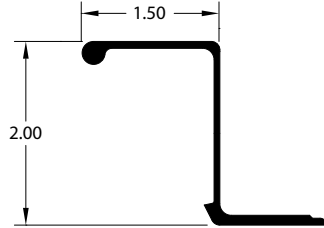


Part Number	Length	Color
60400901	111.35"	WHITE
60400903	111.28"	MILL FINISH

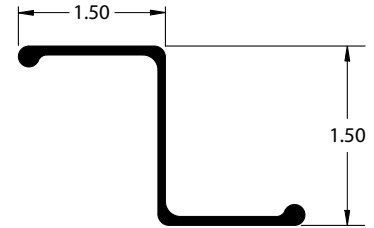
## GREAT DANE ALUMINUM SIDE POST



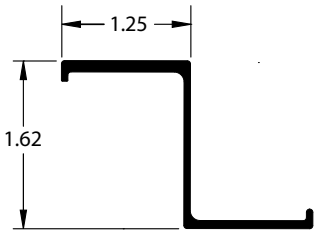
Part Number	Length
92874	112.87"
60419603	133.87"



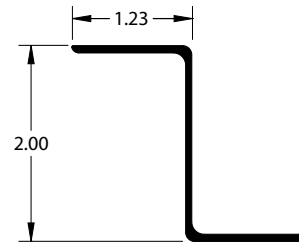
Part Number	Length
71232	107.87"



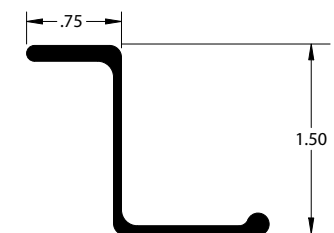
Part Number	Length
75724	133.87"



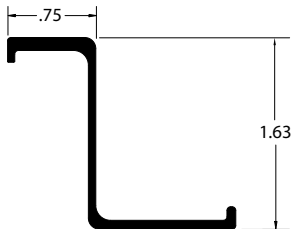
Part Number	Length
40707614X120.00	120.00"



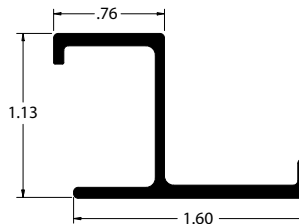
Part Number	Length
60409012X125.87	125.87"



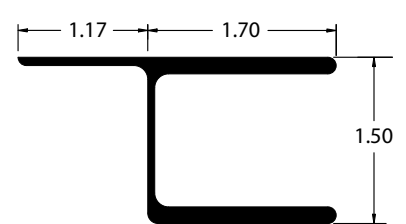
Part Number	Length
60430322X133.87	133.87"



Part Number	Length
60430513X113.25	113.25"

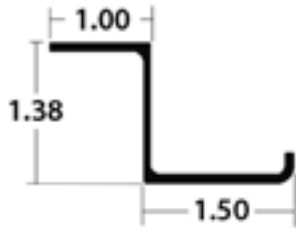


Part Number	Length
60418309	113.50"

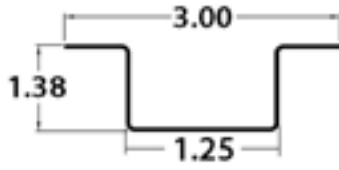


Part Number	Length
60427400X107.37	107.37"

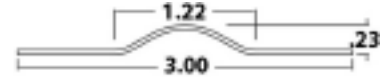
ALL MAKES ALUMINUM SIDE POST



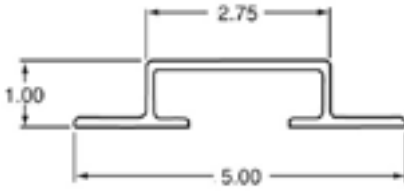
Part Number	Description	Length
14211	MORGAN ZEE TYPE	112.00"




Part Number	Description	Length
14225	MORGAN HAT TYPE	109.00"



Part Number	Description	Length
01-21117-006-00	STOUGHTON Z-PLATE OUTER	117.00"



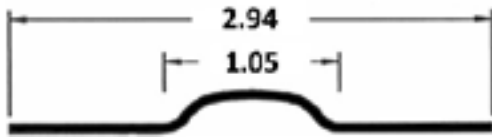
Part Number	Description	Length
02-13352-110	STOUGHTON	110.00"



Part Number	Description	Length
PRC5	STRICK POST COVER	18.00"

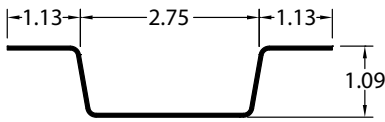


Part Number	Description	Length
01-6500-0-157	UTILITY ALUM J-POST	116.50"

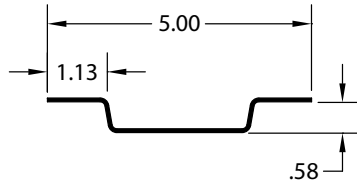


P= PUNCHED		
Part Number	Description	Length
01A01752	WABASH DURAPLATE	116.00"
01A01752P	OUTER LOGISTIC COVER	116.00"

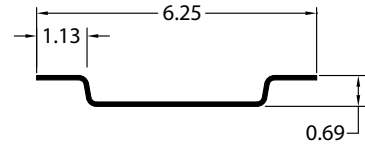
### GREAT DANE STEEL SIDE POST



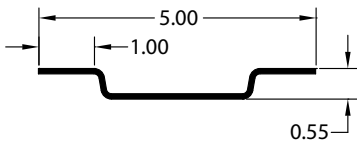
Part Number	Length
40900411	110.38"
40900480	134.00"



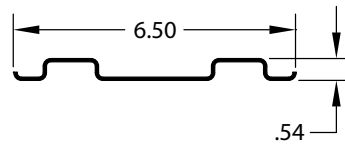
Part Number	Length
40904601X110.37	110.37"



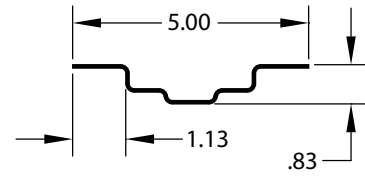
Part Number	Length
40906202002	107.75"



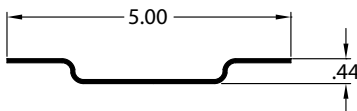
Part Number	Length
40913352S113N50	113.50"



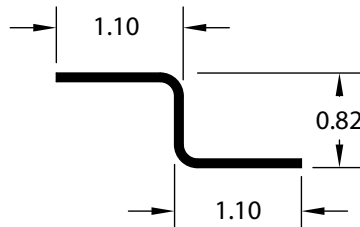
Part Number	Length
40915084	107.00"



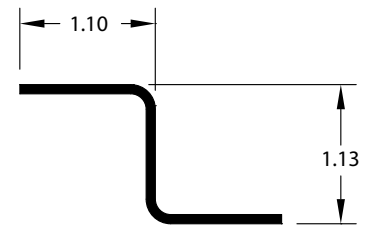
Part Number	Length
40915127S107N00	107.00"



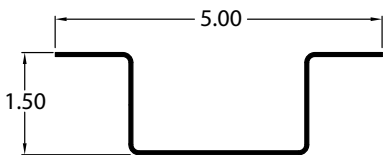
Part Number	Length
40915198X106.81	106.81"



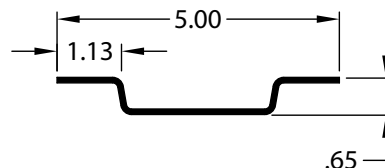
Part Number	Length
43521017002	112.00"



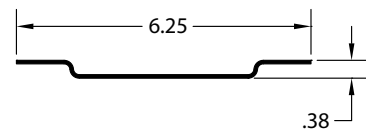
Part Number	Length
43599157	120.00"
08912	134.00"



Part Number	Length	Notes
49900209	110.00"	
49900329		UNPUNCHED

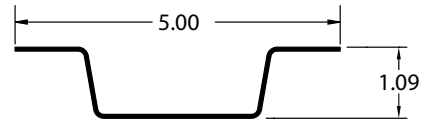
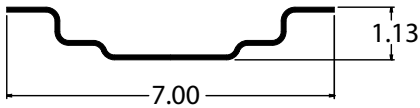
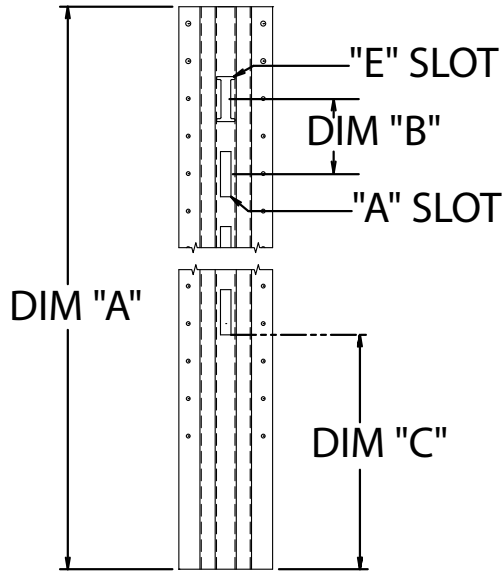


Part Number	Length
69102998	107.00"
40913348	107.37"



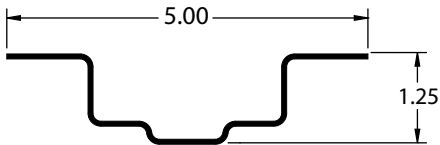
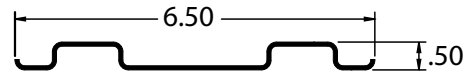
Part Number	Length
69104746	106.75"

### GREAT DANE LOGISTIC POST



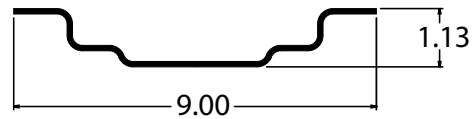
Part Number	Dim "A"	Dim "B"	Dim "C"	Material	Slot Type
40908201	139.87"	4.00"	2.00"	GALVANIZED	"A"
40913341	107.00"		12.50"	ALUMINUM	
43599019001	133.37"		5.38"		
40901731	109.37"		2.00"	GALVANIZED	
40901780	133.87"				

Part Number	Dim "A"	Dim "B"	Dim "C"	Material	Slot Type
40913354	131.00"	4.00"	48.00"	GALVANIZED	"A"
40915069	107.00"	12.00"	19.50"		



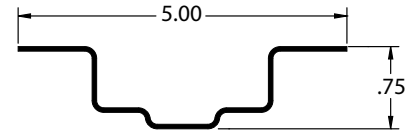
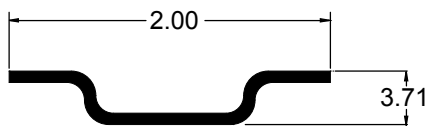
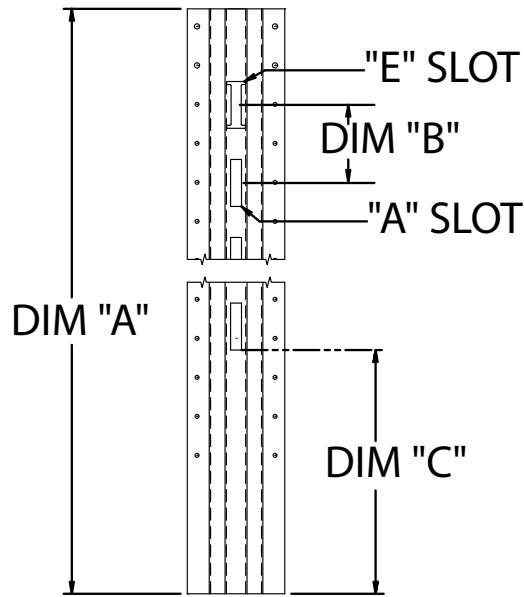
Part Number	Dim "A"	Dim "B"	Dim "C"	Material	Slot Type
40912301	107.00"	4.00"	12.50"	GALVANIZED	"A"
40915086			20.50"		

Part Number	Dim "A"	Dim "B"	Dim "C"	Material	Slot Type
40902100SP	109.37"	4.00"	12.20"	GALVANIZED	"E"
40904301	108.12"		"A"		
40910400	109.25"				12.50"
40910401X123.50	123.50"				12.30"
40915028x107.00	107.00"				26.00"
40915047	103.00"				40.50"
40915110X105.00	105.00"				12.50"
69103003CTL	106.00"				11.13"
SPB2638-06PR	106.88"				



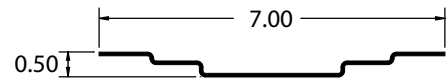
Part Number	Dim "A"	Dim "B"	Dim "C"	Material	Slot Type
00002200001	120.00"	4.00"	2.00"	GALVANIZED	DOUBLE "E"
43533001	109.37"		14.60"		DOUBLE "A"
40915229X107N00	107.00"				

### GREAT DANE LOGISTIC POST



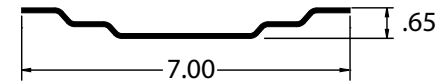
Part Number	Dim "A"	Dim "B"	Dim "C"	Material	Slot Type
43000238	110.00"	4.00"	15.50"	GALVANIZED	"A"

Part Number	Dim "A"	Dim "B"	Dim "C"	Material	Slot Type
SPB9060-08M	108.75"	4.00"	26.00"	GALVANIZED	"A"

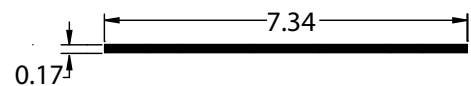
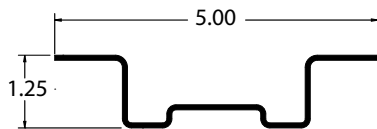


Part Number	Dim "A"	Dim "B"	Dim "C"	Material	Slot Type
40915011X110.00	110.00"	4.00"	12.20"	GALVANIZED	"A"
40915034X110.00			12.50"		"E"
40915035X109N00	109.00"	4.00"	12.50"	GALVANIZED	"A"
40915075X109.25	109.25"		24.50"		
40915201S109.25	109.25"				

Part Number	Dim "A"	Dim "B"	Dim "C"	Material	Slot Type
43599019003	107.00"	4.00"	12.50"	GALVANIZED	"A"
43599019004	113.00"		12.50"		



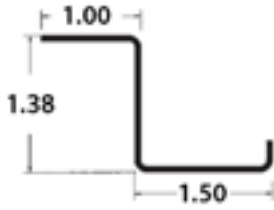
Part Number	Dim "A"	Dim "B"	Dim "C"	Material	Slot Type
40906401001	112.00"	4.00"	3.00"	GALVANIZED	"A"
69103091	107.00"		12.00"		"E"



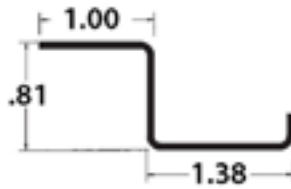
Part Number	Dim "A"	Dim "B"	Dim "C"	Material	Slot Type
40915130X107.00	107.00"	10.00"	16.19"	GALVANIZED	ANCRA TRACK
40915202M106.00	106.00"	6.00"	38.13"		
40915336X108.37	108.37"	12.00"	31.00"		

Part Number	Dim "A"	Dim "B"	Dim "C"	Material	Slot Type
40915179	106.94"	4.00"	12.50"	GALVANIZED	"A"
40915247	109.00"		12.50"		

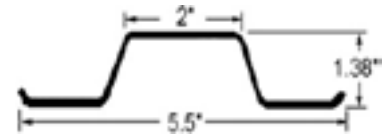
**ALL MAKES STEEL SIDE POST**



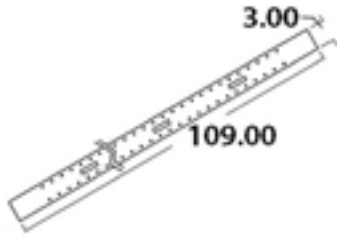
Part Number	Description	Length
A0000119	MORGAN GALV ZEE	108.00"



Part Number	Description	Length
1913063	MORGAN FOR SLATS	107.00"



Part Number	Description	Length
01-06407-064-00	STOUGHTON GALV	110.00"



Part Number	Description	Length
01-21122-006-00	STOUGHTON INNER	109.00"



Part Number	Description	Length
02155	STRICK HAT TYPE	107.50"



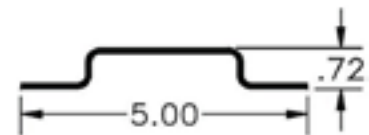
Part Number	Description	Length
27137	STRICK "A" SLOT	110.00"



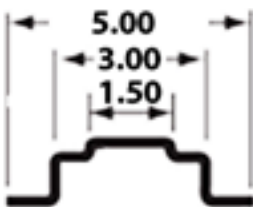
Part Number	Description	Length
015201011	SUPREME ZEE	106.38"



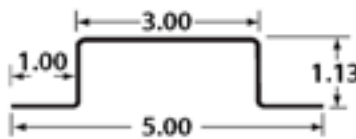
Part Number	Description	Length
90-4-1988-0-112	TRAILMOBILE HAT	112.00"



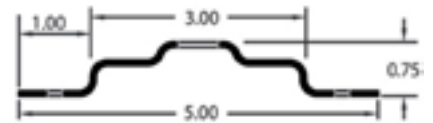
Part Number	Description	Length
90-4-2033P-0-112	TRAILMOBILE HAT	112.00"



Part Number	Description	Length
03-6512-0-033	UTILITY "A" SLOT	112.38"



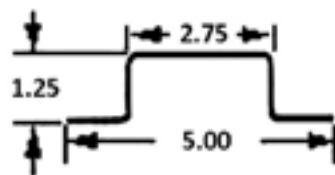
Part Number	Description	Length
03-6513-0-118	UTILITY DRY VAN	110.00"



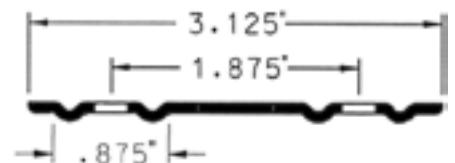
Part Number	Description	Length
PST00029	VANGUARD A-SLOT	109.50"



Part Number	Description	Length
PST00031	VANGUARD MAXCUBE A-SLOT 14GA GALV FOR 2MM LINING	109.50"



Part Number	Description	Length
01200069	WABASH STEEL HAT	112.00"



Part Number	Description	Length
01S00428	WABASH DURAPLATE LOGISTIC STRIP	109.75"




## GREAT DANE STAINLESS STEEL SIDE PANELS



SUPERSEAL PRE-PUNCHED 25" WIDE, 48 CORRUGATIONS			
Part Number	Description	Post Spacing	Length
40804936	MAIN STYLE A	12"	111.00"
40804937	MAIN STYLE B		111.75"
40804938	FRONT C/S STYLE A		111.00"
40804939	FRONT R/S STYLE A		111.75"
40804940	FRONT C/S STYLE B		111.00"
40804941	FRONT R/S STYLE B		111.75"
40804942	LAP STYLE A	8"	111.00"
40804943	LAP STYLE B		111.75"

GREAT DANE STYLE PRE-PUNCHED 12" CENTERS, 25" WIDE		
Part Number	Corrugations	Length
11297	42	95.68"
43599035039	43	108.18"
11312	44	99.68"
11298	45	101.68"
11313	46	103.68"
11299	47	105.68"

## CORRUGATED ALUMINUM SIDE PANELS



GREAT DANE STYLE ALUMINUM CORRUGATED 49"W			
Part Number	Corrugations	Description	Length
11303	14	WHITE	103"
11304	15		107"
11305	16		BRIGHT ALUMINUM
11302			

TRAILMOBILE STYLE		
Part Number	Corrugations	Color
700-513-27-26	16	WHITE

SUPERSEAL ALUMINUM CORRUGATED 49"W X 111.75"L PPW		
Part Number	Corrugations	Description
083-27687-01788	16	MAIN, UNPUNCHED
083-27604-01788		C/S FRONT, R/S REAR
083-27605-01788		R/S FRONT, C/S REAR
083-27862-01788	17	MAIN, UNPUNCHED
083-27688-01788		C/S FRONT, R/S REAR
083-27845-01788		R/S FRONT, C/S REAR
083-27846-01788		R/S FRONT, C/S REAR

UTILITY STYLE		
Part Number	Corrugations	Color
3-6001-0-183	15	WHITE
3-6001-0-185	16	

WABASH STYLE		
Part Number	Corrugations	Color
700-513-27-26	16	WHITE

## FLAT SIDE SHEETS

Part Number	Thickness	Width	Height	Color		
14511	.030"	48.00"	110.50"	S/S (BA FIN)		
40707569X106.75	.035"	8.50"	106.75"	S/S		
14510		49.56"	120.00"			
70121	.040"	49.00"	110.00"	WHITE		
70121Y			110.00"	PENSKE YELLOW		
70125	.050"	49.00"	102.00"	WHITE		
43599026038			110.00"	PEPSI BLUE		
70122				WHITE		
70122BLACK				BLACK		
70122BKCLRCOAT				BLACK W/ CLEAR COAT		
70122NCR				NEW COKE RED		
70122OCR				OLD COKE RED		
70122PGN				PENSKE GREEN		
70122TGN				TEAL GREEN		
70122UPS				UPS GREY		
70122-NOPVC				WHITE (NO PVC)		
90174				BRIGHT ALUMINUM		
579-067				PPW/WASH COAT (MANAC)		
43910337U120.00				120.00"	ABF GREY	
70123					WHITE	
70123UPS					UPS GREY	
90173				144.00"	BRIGHT ALUMINUM	
70124					WHITE	
43599026034				.063"		129.68"
<b>ALUMINUM PLATE PANEL</b>						
108SP	.160"	48.00"	114.75"	WHITE		

## BODY PATCH PANELS



Part Number	Finish	Size	Note	Part Number	Finish	Size	Note
103-0001	NATURAL ALUM	12" X 12"	PACKAGE OF 10PCS	103-0010	S/S	12" X 24"	PACKAGE OF 5PCS
103-0004	WHITE ALUM			103-0011	TRANSLUCENT ROOF		
103-0002	NATURAL ALUM	12" X 24"	PACKAGE OF 5PCS	103-0012	WHITE PLASTIC		
103-0005	WHITE ALUM						

## GREAT DANE COMPOSITE PANELS

Part Number	Thickness	Width	Height	Color	
43911057	.315"	47.00"	106.94"	WHITE	
43911057P			106.94"	WHITE PREPUNCHED	
43911227		11.00"	106.00"	WHITE	
43911231001		23.00"	109.00"		
43911314		23.50"	97.81"	WHITE FRONT/REAR	
43911315		47.00"		WHITE	
43911445				WHITE INNER/ BLACK OUTER	
61500447		106.94"	47.00"	106.94"	WHITE INNER WERNER BLUE OUTER
61500449				PENSKE GREEN	
43911464		.256"	48.00"	96.00"	WHITE NO OFFSET
43911465	11.00"				
43911496	.315"	15.00"	108.50"	WHITE	
43911550		47.00"	97.81"	WHITE INNER SCHNEIDER ORANGE OUTER	
61500505		24.00"	170.00"	WHITE NO OFFSET	

## ALL MAKES COMPOSITE PANELS

### STOUGHTON COMPOSITE PANELS

Part Number	Thickness	Width	Height	Color
01-22503XX6-00	.255"	47.38"	109.00"	WHITE

### TRAILMOBILE COMPOSITE PANELS

Part Number	Thickness	Width	Height	Color
700-513-38	.236"	45.00"	107.44"	WHITE
700-513-43	.295"	21.00"		
700-513-41		45.00"		

### WABASH COMPOSITE PANELS

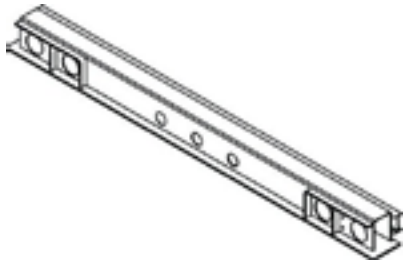
Part Number	Thickness	Width	Height	Color
1-10	.32"	50.00"	112.75"	WHITE SHIP LAP
1-16		49.00"	115.12"	WHITE, FOR LOGISTIC POST

## FRP PANELS

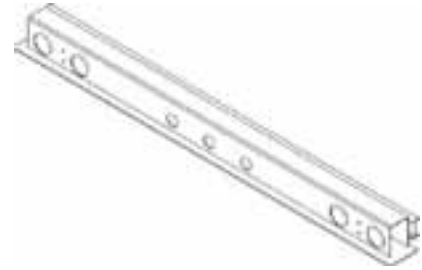
Part Number	Thickness	Height	Length	Color
FRP1/2X9X168PPY	.50"	9.00"	168.00"	PENSKE YELLOW
FRP1/2X96X96PPW		96.00"	96.00"	WHITE
FRP1/2X101X102PPY		101.00"	102.00"	PENSKE YELLOW
FRP1/2X104.75X312PPW		104.75"	312.00"	WHITE
FRP1/2X104.75X312PPY				PENSKE YELLOW
FRP3/8X84.25X83.25PW	.38"	84.25"	83.25"	WHITE
FRP3/8X84.25X83.25PPY				PENSKE YELLOW
FRP3/8X96X195PPW		96.00"	195.00"	WHITE
FRP3/8X96X195PPY				PENSKE YELLOW
FRP5/8X102X108PPY				.63"
FRP3/4X49X120PPW	.75"	49.00"	120.00"	WHITE

## BUCKPLATES

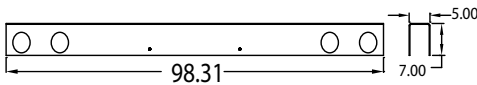
### P-SERIES STYLE



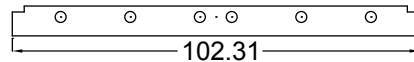
Part Number	Width	Height	Description
31716128001	102.31"	7.38"	SWING W/MARKER HOLES
31716360001		7.88"	SWING 4" CM
31716318001			WHITING DOOR
A31742007001		7.81"	S/S SWING 3" CM



Part Number	Description
31716128	7.38" X 102.31" 4" CM
31735738	7.88" X 102.31" 3" CM



Part Number	Description
43000046	REAR SILL CHANNEL SWING DOOR



Part Number	Description
69102403008	REAR SILL BOTTOM PLATE .38" X 7.70"

### CLASSIC STYLE



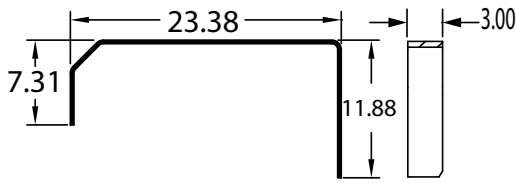
Part Number	Description
31734161	4 LAMP PLATE TRAILER 98.36"
31719904001	4 LAMP SWING DOOR 100.98" S/S
31719904009	4 LAMP SWING DOOR 94.62"

### SUPERSEAL STYLE

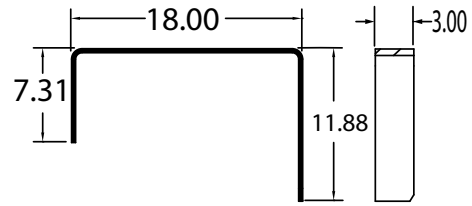


Part Number	Description
31727521X098.25	BUCKPLATE SUB ASSY 4 LAMP S/S
31727516X098.25	BUCKPLATE SUB ASSY 6 LAMP S/S

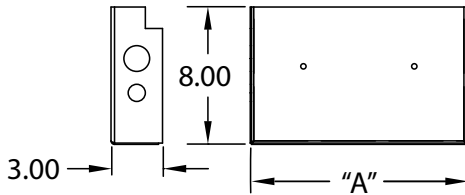
## BUCKPLATE AND SILL COMPONENTS



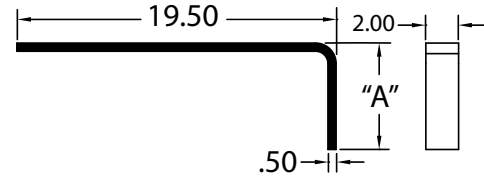
Part Number	Description
41712235	PROTECTOR 6 LAMP BUCKPLATE C/S S/S
41712236	PROTECTOR 6 LAMP BUCKPLATE R/S S/S



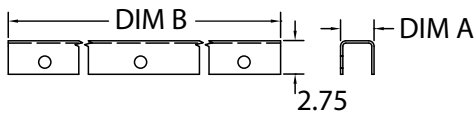
Part Number	Description
41712241	PROTECTOR 4 LAMP BUCKPLATE C/S S/S
41712242	PROTECTOR 4 LAMP BUCKPLATE R/S S/S



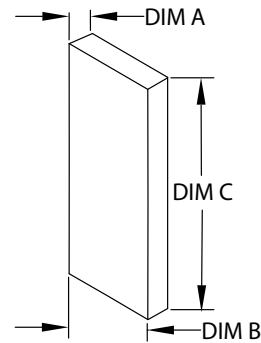
LIGHT PROTECTOR BOXES		
Part Number	Dim "A"	Notes
41707194	12.65"	4 LAMP
08550	18.65"	6 LAMP



Part Number	Description
41715107	LIGHT PROTECTOR 2" X 6.50" X 19.50"
69102409	LIGHT PROTECTOR 2" X 6.13" X 19.50"

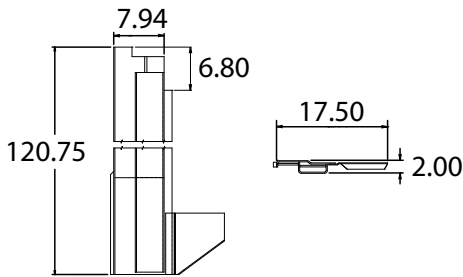


BUMPER CHANNEL 4 LAMP BUCKPLATE			
Part Number	Dim "A"	Dim "B"	Material
41711308	2.75"	62.24"	STEEL

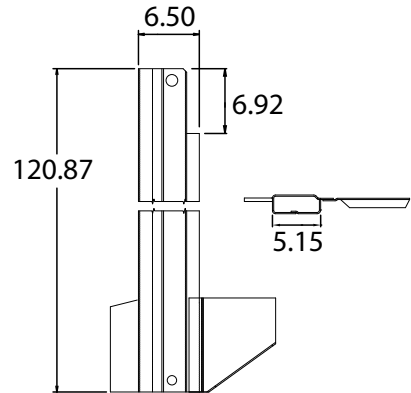


RIBS FOR TAIL LIGHT GUARDS			
Part Number	Dim "A"	Dim "B"	Dim "C"
41712366X006.88	.31"	3.00"	6.88"
41715132	.50"	2.00"	6.00"
69102410			5.50"

## CLASSIC REAR CORNER POST

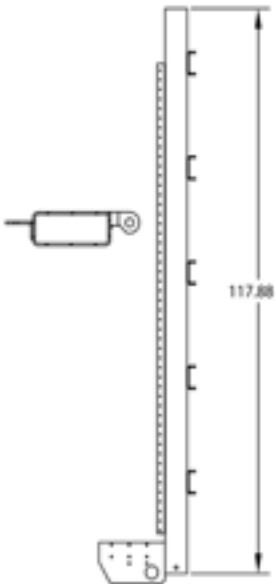


Part Number	Description
31717003006	CORNER POST ASSEMBLY SWING DOOR C/S
31717004006	CORNER POST ASSEMBLY SWING DOOR R/S

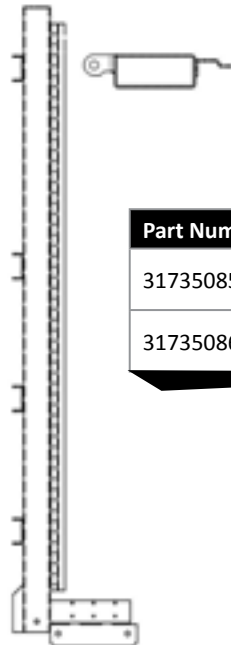


Part Number	Description
31724131	REAR CORNER POST ASSY C/S S/S SWG DOOR
31724132	REAR CORNER POST ASSY R/S S/S SWG DOOR

## P-SERIES REAR CORNER POST

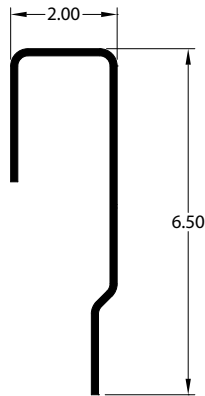


Part Number	Description
<b>1PC TUBE TYPE</b>	
A31729347002	C/S 5 HINGE GALVANEAL
A31729348002	R/S 5 HINGE GALVANEAL
A31729387G00	C/S 4 HINGE GALVANEAL
A31729388G00	R/S 4 HINGE GALVANEAL
<b>2 PC POST ASSEMBLY</b>	
A31729149001	C/S 4 HINGE S/S
A31729150001	R/S 4 HINGE S/S
A31729378002	C/S 5 HINGE S/S
A31729380002	R/S 5 HINGE S/S



Part Number	Description
31735085	R/S STEEL
31735086	C/S STEEL

## REAR CORNER POST COMPONENTS



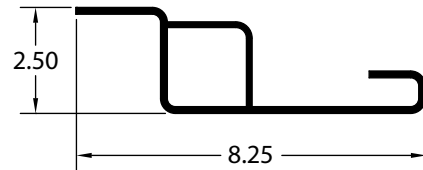
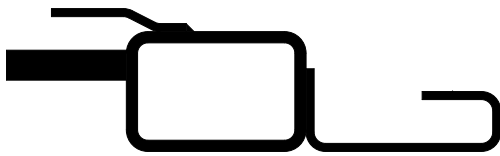
Part Number	Description
41709701	OUTER REAR CORNER POST R/S L/W
41709702	OUTER REAR CORNER POST C/S L/W



Part Number	Description
60901107	TUBE REAR CORNER POST 2" X 5" X 120.38"

REAR CORNER POSTS & HEADERS

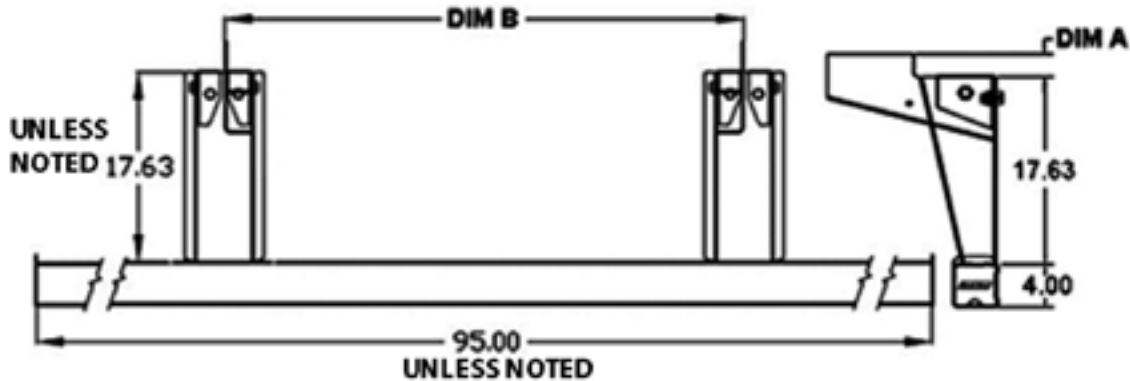
## P-SERIES REAR HEADER



Part Number	Description	Notes
A31725101G00	HOLES FOR MOD 35 LIGHTS W/ RAIN DEFLECTOR	GALVANIZED
A31733038001		
31735036	HOLES FOR MOD 35 LIGHTS NO RAIN DEFLECTOR	STEEL
31735036001		GALVANEAL

Part Number	Description
A31733040001	S/S W/ HOLES FOR MOD 33 LIGHTS
A31733103001	S/S W/ HOLES FOR MOD 35 LIGHTS

## REAR IMPACT GUARD ASSEMBLIES



REAR IMPACT GUARDS

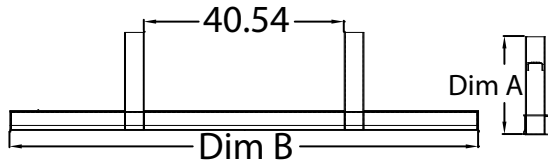
### IMPACT GUARD ASSEMBLIES P-MODEL W/ 4" X 4" LOWER TUBE & 17-5/8" TAPERED VERTICALS

Part Number	Dim "A"	Dim "B"	Mounting	Notes
11715143	3.00"	48.38"	BOLT-ON/WELD-ON	
11715178	2.13"			
11715364	2.13"	42.38"		89" LOWER TUBE
11715403	2.63"	48.38"	BOLT-ON/WELD-ON	C/S STEP VERTICAL BRACE C/S
11715925	2.13"			STIRRUP STEP ON C/S VERTICAL
11716094				STIRRUP STEP ON C/S VERTICAL
43499054	1.63"	48.50"	BOLT-ON/BOLT-ON	
43499055	2.13"			
43499056	2.63"			
43499057	3.13"			
31716105	2.13"			16.63" VERTICAL
31716105009	2.13"	48.50"	WELD-ON/WELD-ON	
31716324				16.63" VERTICAL & C/S STEP W/ BRACE
31716904001	1.63"	48.50"	BOLT-ON/BOLT-ON	16.63" VERTICAL W/ DOCK LOCK
31719703002	2.13"		WELD-ON/WELD-ON	C/S STEP W/ VERTICAL BRACE
31720301005	2.63"		BOLT-ON/WELD-ON	
49900424	2.13"	48.38"	BOLT-ON/WELD-ON	C/S STEP W/ VERTICAL BRACE
49900476			BOLT-ON/BOLT-ON	W/ DOCK LOCK

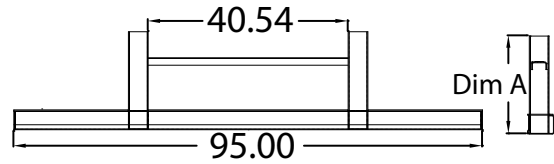
**NOTE: ALL IMPACT GUARDS MUST BE VERIFIED BY V.I.N. RESEARCH!**



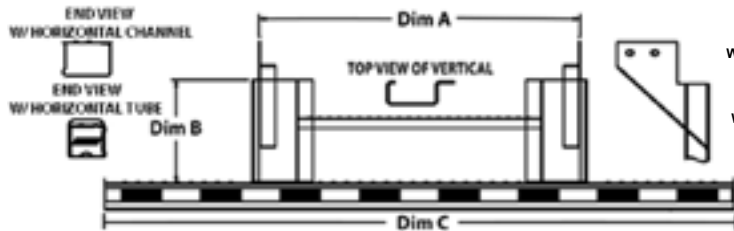
## REAR IMPACT GUARD ASSEMBLIES



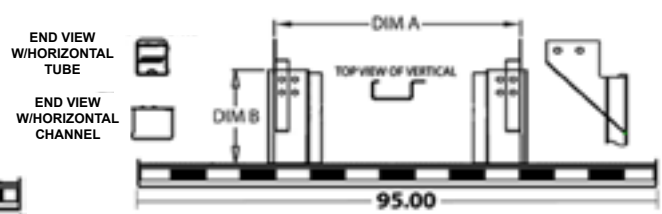
Part Number	Dim "A"	Dim "B"
31705404	20.50"	89.00"
31705419		95.00"



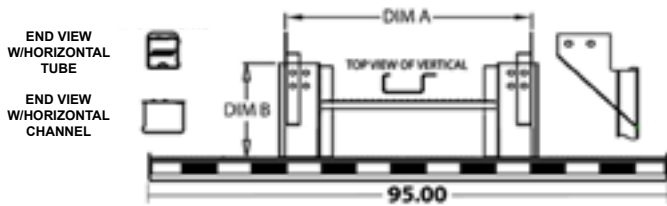
Part Number	Dim "A"	Notes
31706117	19.00"	W/STEP
31706118	18.25"	
31706119	17.50"	
31706120	16.75"	
615-39053-00252	15.75"	



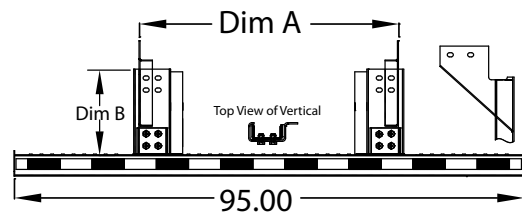
Part Number	Dim "A"	Dim "B"	Dim "C"	Mount Type	Notes
31720601002	48.50"	12.75"	95.00"	WELD-ON/ WELD-ON	W/HORZ. TUBE & INT. STEP
49900497019		14.25"			NO STEP
49900497		15.00"			W/HORZ. CHNL. NO INT. STEP
31720607020	42.50"	12.75"	89.00"		



Part Number	Dim "A"	Dim "B"	Mount Type	Notes
31720606001	48.50"	14.75"	BOLT-ON/ WELD-ON	S/S HORZ. CHNL.



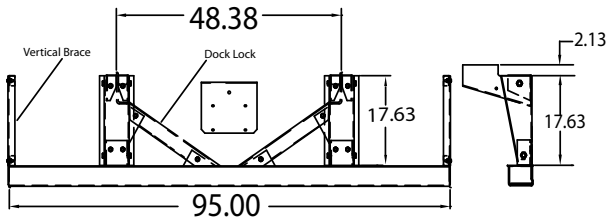
Part Number	Dim "A"	Dim "B"	Mount Type	Notes
31737060016	48.00"	13.75"	BOLT-ON/ WELD-ON	HORZ. CHNL.
49900429002	48.50"	16.25"		HORZ. TUBE



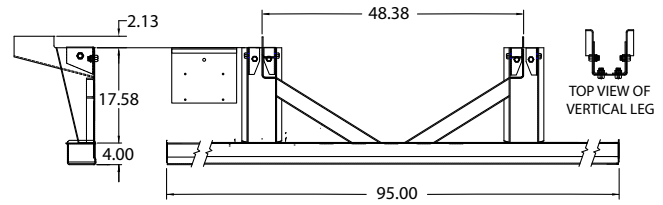
Part Number	Dim "A"	Dim "B"	Mount Type	Notes
55543-00210	48.50"	13.13"	BOLT-ON/ BOLT-ON	W/STEP

**NOTE: ALL IMPACT GUARDS MUST BE VERIFIED BY V.I.N. RESEARCH!**

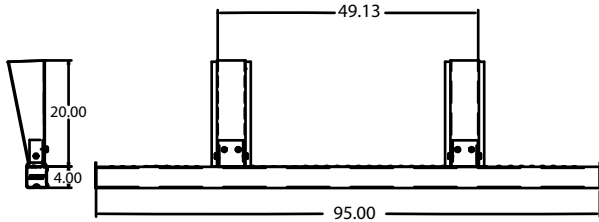
## REAR IMPACT GUARD ASSEMBLIES



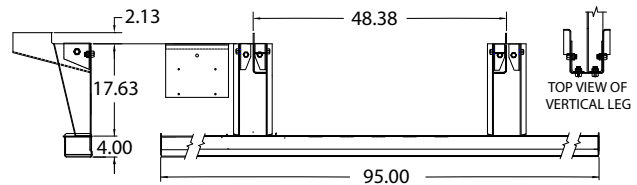
Part Number	Mounting	Notes
11715134	BOLT-ON/ BOLT-ON	W/ DOCK LOCK & VERTICAL BRACES
11715383	BOLT-ON/ WELD-ON	W/ DOCK LOCK & VERTICAL BRACES



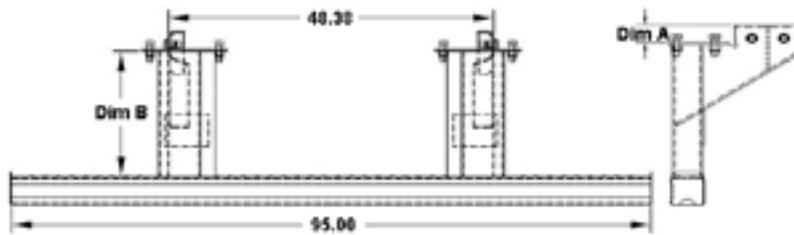
Part Number	Mounting	Notes
11715138	BOLT-ON/WELD-ON	W/DOCK LOCK



Part Number	Mounting	Notes
11715371	WELD-ON/ BOLT-ON	FOR WEDGE TRAILERS



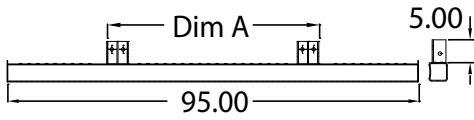
Part Number	Mounting	Notes
11715949	BOLT-ON/ WELD-ON	W/OUT DOCK LOCK & VERTICAL BRACES



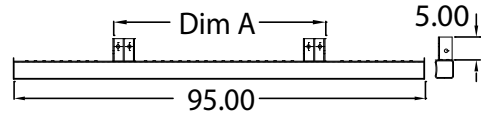
Part Number	Dim "A"	Dim "B"	Notes
11716266	2.56"	18.75"	BOLT-ON/WELD-ON
11716286	3.56"		
31737225	2.56"	18.63"	
A31737226G00			

**NOTE: ALL IMPACT GUARDS MUST BE VERIFIED BY V.I.N. RESEARCH!**

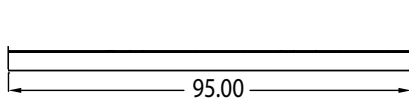
## HORIZONTAL BEAM ASSEMBLIES & COMPONENTS



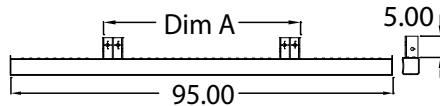
Part Number	Dim "A"	Notes
31716329003	53.52"	4" X 4" TUBE W/ END CAPS
31716329004	50.25"	



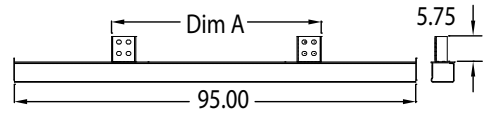
Part Number	Dim "A"	Notes
A31737143G00	50.25"	4" X 4" TUBE W/ END CAPS
49900427	49.30"	
49900465003	49.13"	



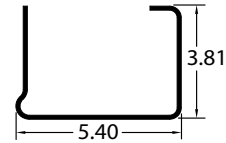
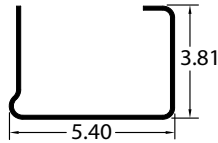
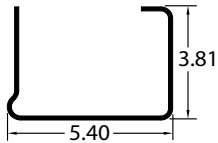
Part Number	Material
49900722	S/S



Part Number	Dim "A"	Notes
A31727548001	49.34"	4" X 4" TUBE NO END CAPS



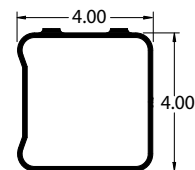
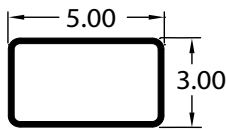
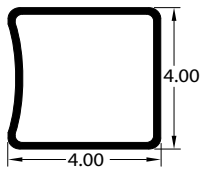
Part Number	Dim "A"	Material
31745102003	53.00"	S/S



Part Number	Description	Length
41715615	GALVANIZED	89.00"

Part Number	Description	Length
41700501	STEEL	89.00"
41700502		95.00"

Part Number	Description	Length
41700504	S/S	89.00"
41715156		95.00"

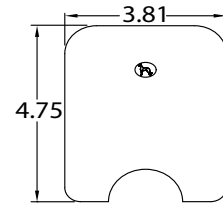
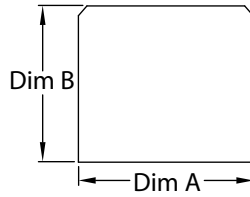
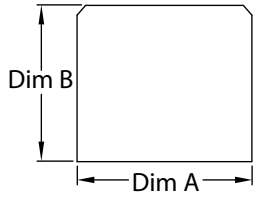


Part Number	Description
41704615	HORIZONTAL TUBE REAR IMPACT GUARD 95" STEEL

Part Number	Description
46992	STEEL HORIZONTAL TUBE LATERAL BEAM BUMPERS

Part Number	Description
TB-0273-07W6N002D	HORIZONTAL TUBE 95" UNIVERSAL, STEEL

## HORIZONTAL BEAM COMPONENTS



Part Number	Dim "A"	Dim "B"	Material
41700245	3.50"	4.80"	STEEL

Part Number	Dim "A"	Dim "B"	Material
41700261	3.50"	4.80"	S/S
41712211	4.90"	4.31"	

Part Number	Description
41715021	END CAP FOR 4" X 4" BUMPER TUBE



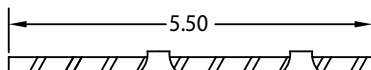
Part Number	Description
41700244	SMOOTH STEEL 5.10" X 23.15"
41700258	SMOOTH S/S 5.10" X 23.15"



Part Number	Description
41700250	STEEL TREAD PLATE 5.10" X 34.40"
41700251	STEEL TREAD PLATE 5.10" X 40.40"



Part Number	Description
41700260	S/S TREAD PLATE 5.10" X 40.40"



Part Number	Description
41706548	TOP PLATE HORIZONTAL CHANNEL S/S 5.50" X 95.00"

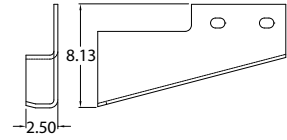
## R.I.G. COMPONENTS



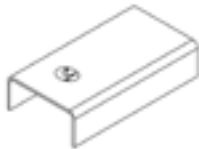
Part Number	Description
31706401	BRACE R/S 22.09" W/H-RAIL
31706601	BRACE C/S 22.09" W/H-RAIL



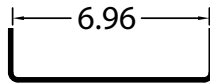
Part Number	Description
31706402	BRACE R/S 16.81" W/B-RAIL
31706602	BRACE C/S 16.81" W/B-RAIL



Part Number	Description
41706737	BRACE C/S
41706738	BRACE R/S



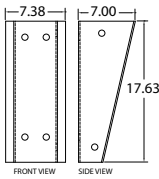
Part Number	Description	Width	Length
41700801	STEEL	4.05"	8.00"
41700804	S/S		13.25"



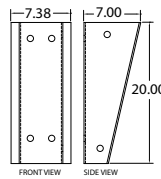
Part Number	Description
41707405	ATTACHMENT CHANNEL 6.96" X 8.00"



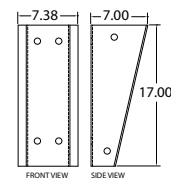
Part Number	Description
41712238	ATTACHING CHANNEL RIG C/S
41712239	ATTACHING CHANNEL RIG R/S



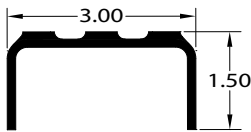
Part Number	Description
41706750	BOLT-ON (HOLES EACH END)
41715481	BOLT-ON (HOLES EACH END)



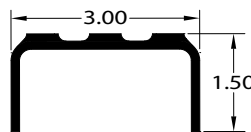
Part Number	Description
43000165003	BOLT-ON (HOLES NEAR TOP)
43599131001	WELD-ON



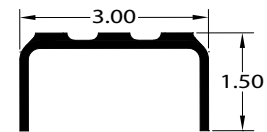
Part Number	Description
49900289	WELD-ON



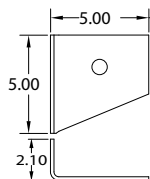
Part Number	Description	Length
41700254	STEEL	34.40"
41700255		40.40"
41707601		36.60"



Part Number	Description	Length
41700257	S/S	40.40"
41700257001		43.13"



Part Number	Description	Length
41706531001	GALVANIZED	43.13"



Part Number	Description
43000167	STEEL R/S 2.10" X 5.00"
43000168	STEEL C/S 2.10" X 5.00"



Part Number	Description
43499058	DOCK LOCK KIT FOR IMPACT GUARD

### LOGISTIC TRACK



Part Number	Description
43001-120	E-TRACK HORIZONTAL GALVANIZED 10'
43001-288	E-TRACK HORIZONTAL GALVANIZED 24'
43001-314	E-TRACK HORIZONTAL GALVANIZED 26'-2"



Part Number	Description
43001-564	E-TRACK HORIZONTAL GALVANIZED 47'
43001-624	E-TRACK HORIZONTAL GALVANIZED 52'
43002-120	E-TRACK HORIZONTAL POWDER COATED 10'

Part Number	Description
43003-120	A-TRACK HORZ POWDER COATED 10'
43004-625	A-TRACK HORZ GALVANIZED 52'-1"



Part Number	Description
2019	E-TRACK VERT GALV 10'



Part Number	Description
2005	F-TRACK GALVANIZED 120'



Part Number	Description
8730	PLASTIC END CAP FOR A & E-TRACK

### SHORING BEAMS & LOAD BARS



Part Number	Description
FE8000-1	SHORING BEAM ALUM HD E/A ADJUST 84.60" TO 95.00"
FE8000-12	SHORING BEAM ALUM HD E/A ADJUST 91.90" TO 102.30"
FE8066-1	SHORING BEAM ALUM STD E/A ADJUST 84.60" TO 95.00"
FE8066-3	SHORING BEAM ALUM STD E/A ADJUST 91.90" TO 102.30"



Part Number	Description
1816-2	SHORING BAR FOR F-TRACK ADJUST 92" TO 106"



Part Number	Description
FE7955-8HD	HEAD UNIT FOR E/A-BEAM
FE7053-1	ATTACHING PIN HEAD UNIT



Part Number	Description
1845	BEAM SOCKET STD E & A-TRACK



Part Number	Description
10085	SAF-T-LOK BAR, STEEL ADJUST 89" TO 105"
10088	SAF-T-LOK BAR, ALUM ADJUST 89" TO 105"



Part Number	Description
JB101	JACK BAR SQUARE STEEL ADJUST 86" TO 104"
JB101XL	JACK BAR SQUARE STEEL ADJUST 86" TO 114"

### LOGISTIC STRAPS



RATCHET STRAPS W/ WIRE HOOK	
Part Number	Description
512784	2" X 27' (WLL 3335 LBS)
641604	2" X 16' (WLL 500 LBS)

Part Number	Description
513060	RATCHET STRAP 2" X 30' W/WIRE HOOK (WLL 1670 LBS)

RATCHET STRAPS (WLL 1000 LBS)	
Part Number	Description
641201	2" X 12' FITTINGS FOR A & E
641601	2" X 16' FITTINGS FOR A & E
642001	2" X 20' FITTINGS FOR A & E



CAM BUCKLE STYLE STRAPS (WLL 835 LBS)	
Part Number	Description
651201	2" X 12' FITTINGS FOR A & E
651601	2" X 16' FITTINGS FOR A & E
652001	2" X 20' FITTINGS FOR A & E

Part Number	Description
651604	CAM BUCKLE STRAP 2" X 16' W/ NARROW WIRE HOOK (WLL 500 LBS)

Part Number	Description
711587PK	RATCHET STRAP 1" X 15' W/ S-HOOK (WLL 400 LBS)

**WLL = WORKING LOAD LIMIT**

### LOGISTIC TRACK FITTINGS



Part Number	Description
FE8264-1	TRACK FITTING 1" RING A & E

Part Number	Description
80023	E-KEY FITTING SERIES E & A

Part Number	Description
660001	ROPE TIE 6" SERIES E & A

## WINCH STRAPS



WINCH STRAPS W/ FLAT HOOK			
Part Number	Width	Length	Note
222720	2.00"	27'	(WLL 3335 LBS)
223020		30'	
323021	3.00"	30'	(WLL 5400 LBS)
422721	4.00"	27'	W/ABRASION CLIP (WLL 5400 LBS)
423021		30'	
423521		35'	
424021		40'	
462721		27'	
463021	30'		

Part Number	Description
422710	4" X 27' W/ D-RING (WLL 5400 LBS)
423010	4" X 30' W/ D-RING (WLL 5400 LBS)

Part Number	Description
423030	4" X 30' W/ SEWN LOOP (WLL 5000 LBS)



Part Number	Description
423040	4" X 30' W/CHAIN & HOOK (WLL 5400 LBS)

Part Number	Description
360506	3" X 5' W/ROLL-OFF HOOK (WLL 5000 LBS)

**WLL = WORKING LOAD LIMIT**

## RATCHET STRAPS & TARP STRAPS



RATCHET STRAPS W/ FLAT HOOK (WLL 3335 LBS)			
Part Number	Description	Part Number	Description
512720	2" X 27' W/ SHORT WIDE HANDLE	572720	2" X 27' W/ LONG WIDE HANDLE
513020	2" X 30' W/ SHORT WIDE HANDLE	573020	2" X 30' W/ LONG WIDE HANDLE

Part Number	Description
513039	2" X 30' W/5/16" CHAIN ANCHOR (WLL 3335 LBS)



Part Number	Description
593021	4" X 30' W/FLAT HOOK (WLL 5400 LBS)

TARP STRAPS					
GOLD LINE EPDM		SILVER LINE RUBBER		SILVER ELITE EPDM	
Part Number	Length	Part Number	Length	Part Number	Length
52210GLM	10.00"	52210M	10.00"	52210SEM	10.00"
52215GLM	15.00"	52215M	15.00"	52215SEM	15.00"
52221GLM	21.00"	52221M	21.00"	52221SEM	21.00"
52231GLM	31.00"	52231M	31.00"	52231SEM	31.00"
52241GLM	41.00"	52241M	41.00"	52241SEM	41.00"



## WINCHES & WINCH WINDERS



WINCHES					
Part Number	DIM A	DIM B	DIM C	DIM D	NOTE
1020	7.71"	4.88"	5.87"	3.94"	SLIDING DOUBLE-L
1820	7.66"		5.51"	3.54"	STD FIXED
1820P2	7.75"		5.50"	3.50"	PORTABLE W/SCREWS
3820	7.66"		5.98"	3.94"	STD SLIDING
5820			7.72"		STORABLE SLIDING
7820			4.33"		LOW PROFILE
7820P2	7.75"		4.38"	4.00"	PORTABLE LOW PROFILE W/SCREWS

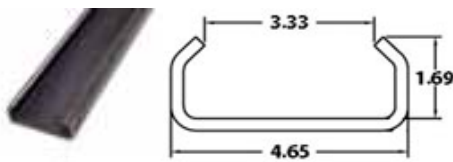


Part Number	Description
10091	STRAP WINDER PREMIUM

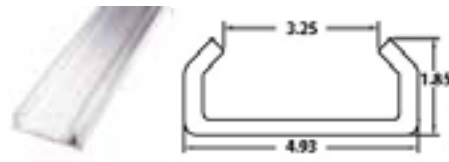


Part Number	Description
10092	KWIK WIND STRAP WINDER

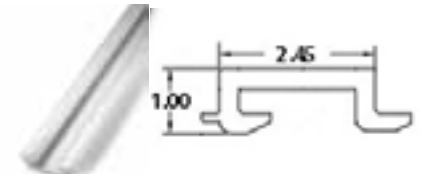
## WINCH TRACK & WINCH BARS



Part Number	Description
3606	WINCH TRACK STEEL 6' LONG



Part Number	Description
3607	WINCH TRACK ALUM 6' LONG



Part Number	Description
3608	WINCH TRACK ALUM 10' LONG SLIDING DOUBLE L



Part Number	Description
10032	WINCH BAR COMBO 39.5" PAINTED
10033	WINCH BAR COMBO 39.5" CHROME



Part Number	Description
37030	WINCH BAR STD PAINTED
37031	WINCH BAR STD CHROME



Part Number	Description
37033	WINCH BAR COMBO CHROME

### CARGO CHAINS



Part Number	Description
10034-20BRL	CHAIN G70 W/ HOOKS 5/16" X 20' (25PC BARREL)
10038-20BRL	CHAIN G40 W/ HOOKS 3/8" X 20' (20PC BARREL)

Part Number	Description
10034-20BX	CHAIN G70 W/ HOOKS 5/16" X 20' BOXED
10038-20BX	CHAIN G40 W/ HOOKS 3/8" X 20' BOXED
10038-25BX	CHAIN G40 W/ HOOKS 3/8" X 25' BOXED

### CHAIN BINDERS



Part Number	Description
10034GH	CLEVIS HOOK 5/16" CHAIN
10038GH	CLEVIS HOOK 3/8" CHAIN

Part Number	Description
10049	ADJUSTABLE LEVER BINDER 5/16" TO 3/8" CHAIN



Part Number	Description
10035	RATCHET BINDER 5/16" TO 3/8" CHAIN

Part Number	Description
10036	LEVER BINDER 5/16" TO 3/8" CHAIN

Part Number	Description
10039	RECOILLESS BINDER 5/16" TO 3/8" CHAIN

## MISCELLANEOUS CARGO CONTROL



Part Number	Description
7190	PAN & D-RING ASSEMBLY



Part Number	Description
8656	COIL RACK 2.75" X 33.25"



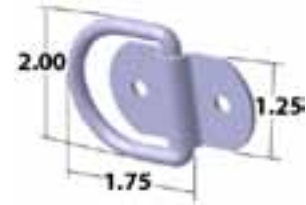
Part Number	Description
37025	CORNER PROTECTOR FOR 2" OR 4" WEBBING
37026	CORNER PROTECTOR 12" FOR WEBBING OR CHAIN



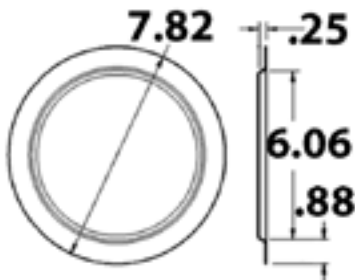
Part Number	Description
10062	BARTENDER LOAD BAR HOLDER



Part Number	Description
10109	RUBBER ROPE 7/16" X 150' ROLL



Part Number	Description
42600214	D-RING FOR COMPOSITE TRAILER



Part Number	Description
42600225	COVER PLATE FOR D-RING



Part Number	Description
41610904	COVER PLATE FOR D-RING

### AEROSOLS, PAINT & UNDERCOATING



AEROSOL LUBRICANTS & CLEANERS	
Part Number	Description
0149-063	LUBRICANT EXTREME X-357 11 OZ CAN
0152-063	GEAR SHIELD EXTRA HD 11 OZ CAN
16-PB	PB BLASTER PENETRATING LUBRICANT 16 OZ CAN
56650	TRUCK & TRAILER LUBRICANT (G.D. LOGO)
56655	GREASE, GOLD
56991	BRAKE PARTS CLEANER 15 OZ CAN (G.D. LOGO)
56995	DECAL & GASKET REMOVER (G.D. LOGO)
56997	DRY MOLLY LUBRICANT 14 OZ CAN (G.D. LOGO)
57056	GLASS CLEANER
CRC05089	BRAKE PARTS CLEANER 19 OZ CAN
L212	LUBRICANT LIQUID WRENCH SUPER 11 OZ CAN
M715	BRAKE & CV JOINT CLEANER 14 OZ
M720	BRAKE & CV JOINT CLEANER 19 OZ

SPRAY PAINT			
Part Number	Color	Part Number	Color
GDEN71	NON-SMUDGE ALUMINUM	GQ1441	CHROME BRITE
GQ-0003-0000	PENSKE YELLOW	GQ1443	NEW CAT YELLOW
GQ00060000	DOVE GRAY	GQ1447	CUMMINS BEIGE
GQ1401	GLOSS RED	GQ1450	SCHNEIDER ORANGE
GQ1402	GLOSS BLUE DARK	GQ1453	JBH ORANGE
GQ1403	GLOSS CHROME GRAY	GQ1455	JBH GRAY
GQ1404	NEW COKE RED	GQ1457	JBH WINTER WHITE
GQ1407	RED IRON PRIMER	GQ1459	ALCOA GRAY ENAMEL
GQ1411	ALUMINUM	GQ1672	BLACK PRIMER
GQ1413	GLOSS WHITE	GQ1679	SEMI GLOSS BLACK
GQ1415	GLOSS BLACK	GQ1686	SCHOOL BUS YELLOW
GQ1431	LIGHT GRAY PRIMER	GQ16-845	PRIMER GALV WELD THRU
GQ1433	FLAT BLACK	GQ20-1635	MEDIUM GRAY BIG RIG
GQ1434	FLAT WHITE	GQEN60	ALPINE GREEN



PAINT GALLON CANS	
Part Number	Description
GDA2787	NON-LEAFING ALUMINUM
1-1413	GLOSS WHITE
GQ1-1415	GLOSS BLACK
GQ1-1431	GRAY PRIMER

CORROGUARD REPAIR KITS & UNDERCOATING	
Part Number	Description
GH11050	50ML SLOW GEL KIT W/ MANUAL GUN
GH11600TU	600ML FAST CURE KIT W/ PNEUMATIC GUN
08882	UNDERCOATING, RUBBER 17 OZ AEROSOL CAN
08881	UNDERCOATING, ASPHALT 16 OZ AEROSOL CAN
56996	UNDERCOATING 18 OZ AEROSOL CAN (G.D. LOGO)

## FOAM KITS



**FOAM KITS & FLOOR RESTORE**

### FOAM INSULATION

Part Number	Description
157913	FILLER GREAT STUFF BIG GAP 20 OZ CAN
158336	DISPENSER GUN ONLY (REFILL)
158398	GUN W/ 15FT HOSE FOR KITS
158403	30FT HOSE KIT W/ GUN & VALVE (REFILL)
158422	30FT HOSE ONLY (REFILL)
158428	VALVE, TANK TO HOSE
158432	VALVE, HOSE TO GUN
259202	MALE COUPLING
259214	FAN SPRAY NOZZLE, HIGH OUTPUT BLACK (25PC BAG)
259216	FAN SPRAY NOZZLE, LOW OUTPUT WHITE (25PC BAG)

Part Number	Description
259219	CONE SPRAY NOZZLE LOW OUTPUT WHITE (25PC BAG)
308274	FROTH PAK 400 PART B NCFC 2.75 PCF
308900	FROTH PAK 12 KIT
341170	FROTH PAK 400 PART A NCFC 2.75 PCF
341171	FROTH PAK 600 PART A 1.75
346963	FROTH PAK 200 KIT 1.75
346965	FROTH PAK 120 KIT 1.75
347036	FROTH PAK 600 PART B 1.75
43100	SEALANT EXPANDING FOAM 12 OZ CAN (GEOBOND)

## WOOD FLOOR REPAIR



Part Number	Description
FP100AB-QCF	CRACK FILLER QUART KIT
FP100ABCFG	CRACK FILLER GALLON KIT



FLOOR RESTORE KITS	
Part Number	Description
87269AB-53	53FT KIT HIGH GLOSS SOLVENT FREE
EC53AB-SFK	53FT KIT CLEAR SOLVENT FREE

### TAPES



Part Number	Description
360-45-3	TAR TAPE ALUM 3" X 30'
360-45-4	TAR TAPE ALUM 4" X 30'
4AFT	TAR TAPE ALUM 4" X 50'
4WTT	TAR TAPE WHITE ALUM 4" X 50'
6AFT	TAR TAPE ALUM 6" X 50'



Part Number	Description
1858	ROOF BOW TAPE 1/8" X 5/8" X 65'



Part Number	Description
42302307	DOUBLE SIDE TAPE 5/16" X 3/4" X 216'



Part Number	Description
42300507	FOAM TAPE 3/32" X 1.00" X 100'
42300508	FOAM TAPE 3/32" X .25" X 100'
42300510	FOAM TAPE 1/16" X .75" X 200'



Part Number	Description
11634	BUTYL TAPE 1/16" X 3/4" X 1600'
K3B16	BUTYL TAPE 3/16" X 1/2" X 40'



Part Number	Description
3321	PRESTITE SEALER TAPE 1/16" X 3/4" X 75'



Part Number	Description
MIBT	TEFLON TAPE 1/2" X 520"



Part Number	Description
42302201	MYLAR TAPE 5.00" X 216'
46012	MYLAR TAPE 1.5" X 216'



Part Number	Description
12004	POLYMESH FABRIC 4" X 50'
12006	POLYMESH FABRIC 6" X 50'



SIKA MULTISEAL PLUS TAPE	
Part Number	Description
404033	WHITE 6" X 50' ROLL
413828	WHITE 4" X 50' ROLL
413832	WHITE 2" X 50' ROLL

## SEALERS, CAULK & ADHESIVE



Part Number	Description
0221241	WHITE GENERAL PURPOSE (SIKAFLEX)
0221242	GRAY GENERAL PURPOSE (SIKAFLEX)
0221243	BLACK GENERAL PURPOSE (SIKAFLEX)
0227241	WHITE FAST SETTING (SIKAFLEX)
25AMB	BLACK SEALANT (MANUS)
43302	ALUMINUM SEALANT 5 OZ TUBE (3M)
501AG	GRAY SEALANT (MANUS)
501AW	WHITE SEALANT (MANUS)
505UV	WHITE SEALANT UV RESISTANT (MANUS)

Part Number	Description
73AB	BLACK SILICONE SEALANT (MANUS)
73AC	CLEAR SILICONE SEALANT (MANUS)
73AG	GRAY SILICONE SEALANT (MANUS)
73AW	WHITE SILICONE SEALANT (MANUS)
75AMG	GRAY SEALANT PREMIUM PLUS (MANUS)
75AMW	WHITE SEALANT PREMIUM PLUS (MANUS)
M6325	GRAY ADHESIVE SEALANT (SILAPRENE)
M6328	SUPER WHITE ADHESIVE SEALANT (SILAPRENE)
MBRB	ROOF BOW ADHESIVE (MANUS)

## ROOF SEALERS



Part Number	Description
65CAL	ROOF SEALANT BRUSHABLE NEOPRENE GRAY
65HAL	ROOF SEALANT NEOPRENE GRAY (TROWEL ON)
60700	SEALANT BRUSHABLE ELASTOMERIC POLYMER CLEAR
70200	TRANSLUCENT ROOF REPAIR (GEOBOND)

Part Number	Description
70202	ROOF SEALANT GEOBOND GRAY
MAM640	SEALANT VULKEM 640
SEALGAP	ROOF SEALANT

## REEFER LINING ADHESIVE & REPAIR KITS



Part Number	Description
EPO-CA-AA	ADHESIVE CLEAR (13OZ AEROSOL)
EPOCA-27	ADHESIVE RED (TANK)
EPOR	STEEL ROLLER (APPLICHEM)
M100	SPRAY GUN (ECONOMY)
M105	SPRAY GUN (ADJUSTABLE 18" EXTENSION)
M120	SPRAY GUN (ADJUSTABLE W/ 9501 S/S TIP)
M130-12	FLEXIBLE HOSE 12FT.
M130-18	FLEXIBLE HOSE 18FT.
S101	CLEANER ADHESIVE REMOVER (8LB CANISTER)
S101-AA	CLEANER ADHESIVE REMOVER (14OZ AEROSOL)
8002	BRASS SPRAY GUN TIP (10"-14" SPRAY PATTERN)
9501SS	SPRAY GUN TIP S/S (6"-8" SPRAY PATTERN)



Part Number	Description
QP300AB	QUICK PATCH QUART FRP REPAIR KIT
QP300AB-TUBE KIT	QUICK PATCH TUBE FRP REPAIR KIT



Part Number	Description
I987G	GRAY ADHESIVE
I987W	WHITE ADHESIVE
71101	ADHESIVE/SEALANT WHITE POLY PUR50

## CORROSION PREVENTION



Part Number	Description
Q	32OZ CAN (BRUSH ON)
T	3.75OZ SQUEEZE TUBE



**GREASE AND OIL**


Part Number	Description
10027	GREASE, RED & TACKY 35 POUND PAIL
10005-30	14 OZ TUBE



Part Number	Description
14-7897	KENDALL EBL SEMIFLUID GREASE (RED 35LB PAIL)



Part Number	Description
235253	CHEVRON DELO SF SYNTHETIC GREASE (BLUE 30LB PAIL)



Part Number	Description
101301-30	14 OZ TUBE
10330	1 LB TUB



Part Number	Description
10337	ULTRALUBE 5TH WHEEL GREASE PACK 2 OUNCE



Part Number	Description
JT6HT-TUBE	HI-TEMP # 2 RED
JT6MP-TUBE	MULTI-PURPOSE # 2 GREEN



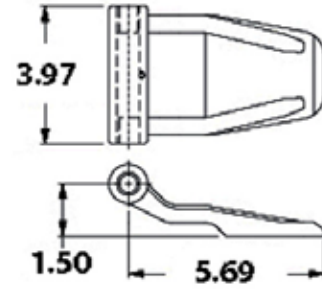
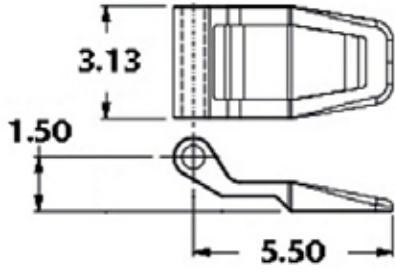
Part Number	Description
UN8090	1 QT NEEDLE NOSE BOTTLE
UN8090-5 GAL	5 GAL BUCKET
UN8090-KEG	120 LB KEG



Part Number	Description
600972	2.5 GAL JUG
515496955	55 GAL DRUM

- CONTAINER HINGES 22-1
- CONTAINER CASTINGS 22-1
- TWISTLOCKS AND PINS 22-2, 22-3
- TWISTLOCK HANDLES 22-3, 22-4
- TWISTLOCK LATCHES 22-5, 22-6
- MISCELLANEOUS TWISTLOCK PARTS 22-6

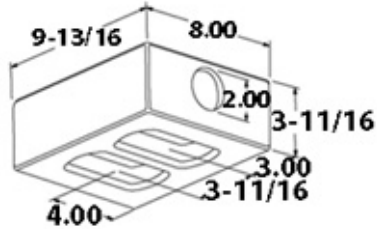
## CONTAINER HINGES



Part Number	Description
1402-2274	ZINC PLATED STEEL W/ 1/2" NYLON BUSHING REPLACES #HF-005

Part Number	Description
1402-6373	ZINC PLATED STEEL W/ 1/2" BRASS BUSHING FITS CIMC CONTAINER

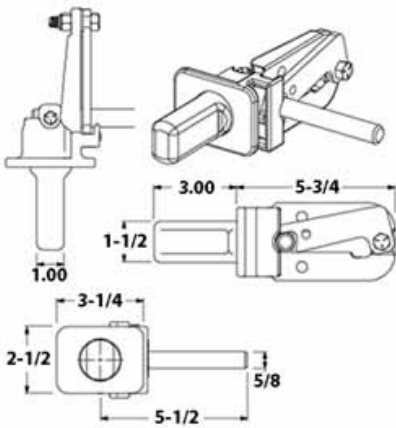
## CONTAINER CASTINGS



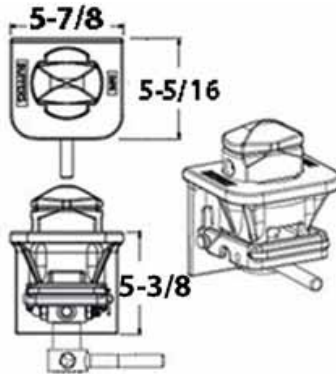
Part Number	Description
6202-5020-C/D	BOTTOM CASTING, DOMESTIC CONTAINER, DOUBLE APERTURE, SHALLOW



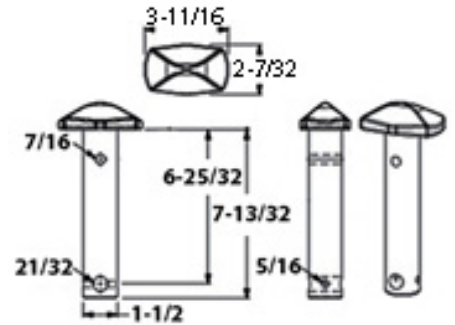
**TWISTLOCKS AND PINS**



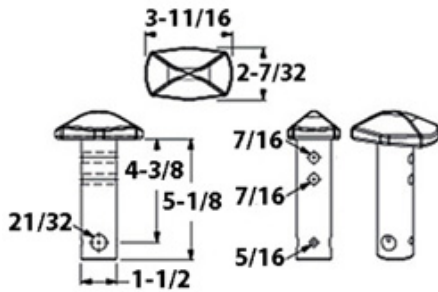
Part Number	Description
1103-1213-L	PINLOCK FRONT BOLSTER R/S



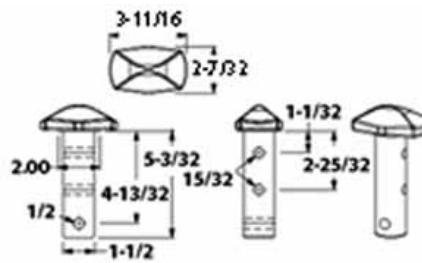
Part Number	Description
1101-3690-R	RETRACTABLE LONG BACKPLATE ROUNDED CORNERS



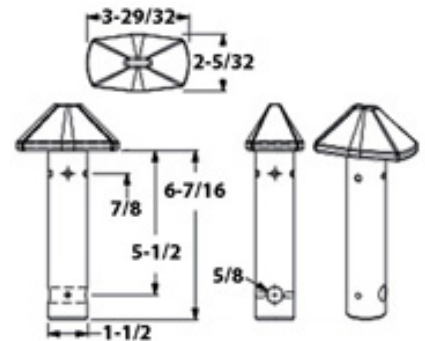
Part Number	Description
1105-1131-2	PIN FOR TWISTLOCK 1131, 1206, 1207, L/R



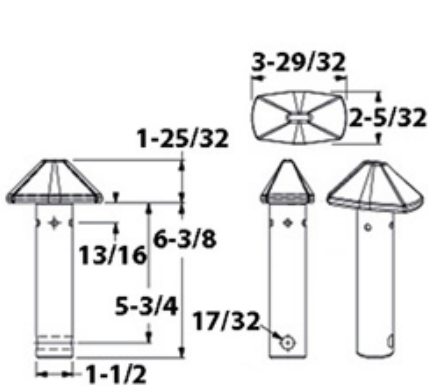
Part Number	Description
1105-1148-2	PIN FOR TWISTLOCK 1148, 1235, 1236, 3270, 3290



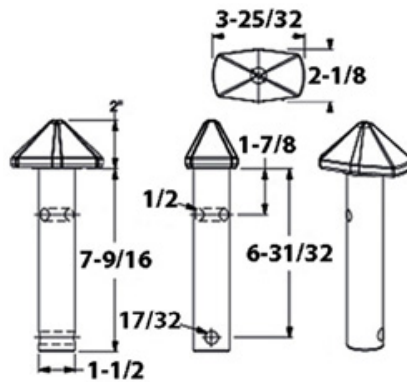
Part Number	Description
1105-1257-2	PIN FOR TWISTLOCK 1257, 1259, 3229, 3248, F66, F-77



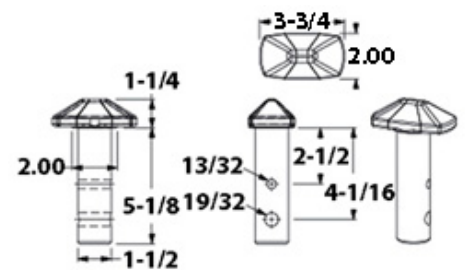
Part Number	Description
1105-1301	PIN FOR ML85-2/3 TWISTLOCK OLD BODY W/O WASHER



Part Number	Description
1105-1321	PIN FOR TWISTLOCK STRICK CHASSIS, ML85-4/5

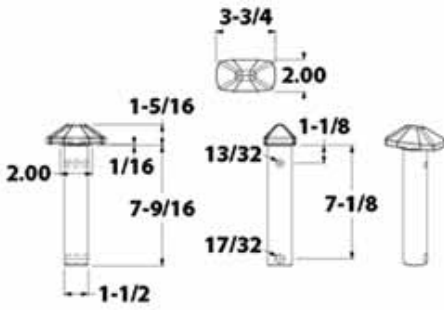


Part Number	Description
1105-1447	PIN FOR TWISTLOCK SCHULZ F-33

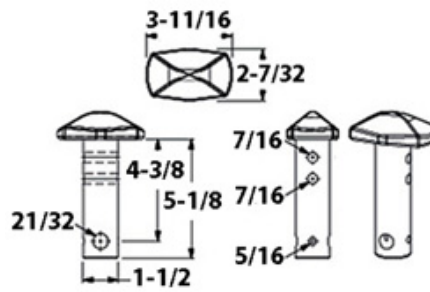


Part Number	Description
1105-1450	PIN FOR TWISTLOCK PENZ 90-36/ST, L/R

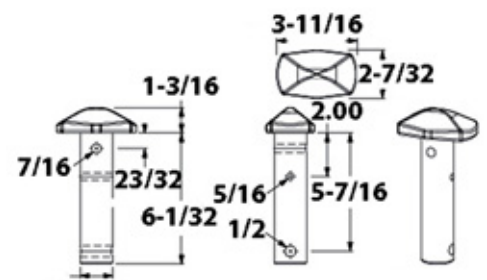
## TWISTLOCK PINS



Part Number	Description
1105-1452	PIN FOR TWISTLOCK PENZ 90-05

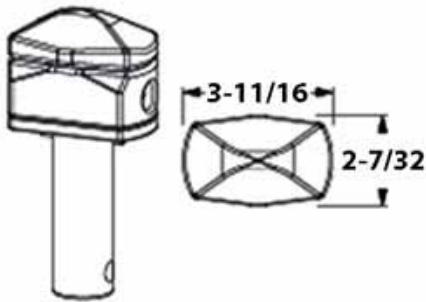


Part Number	Description
1105-1148-2	PIN FOR TWISTLOCK 1148, 1235, 1236, 3270, 3290

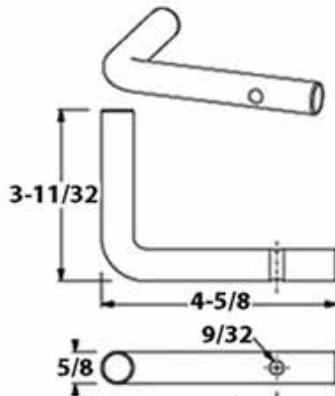


Part Number	Description
1105-3533-2	PIN FOR TWISTLOCK 3500, 3600, 3700 SERIES

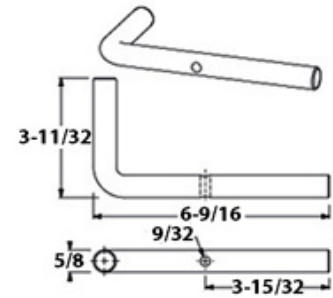
## TWISTLOCK HANDLES



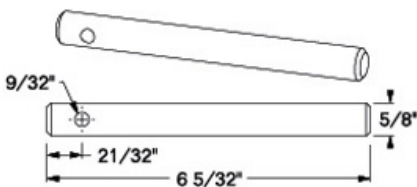
Part Number	Description
1105-3533-INNER	PIN ASSEMBLY FOR 3500, 3600, 3700 SERIES



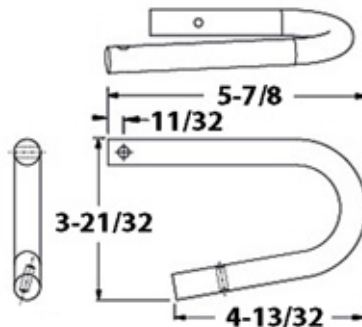
Part Number	Description
1107-1131-4	HANDLE FOR TWISTLOCK 1131, 1206, L/R



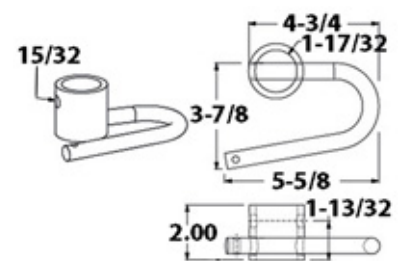
Part Number	Description
1107-1207-4	HANDLE FOR TWISTLOCK 1207-L 1207-R



Part Number	Description
1107-1175-4	HANDLE FOR PINLOCK 1175, 1213, 1318



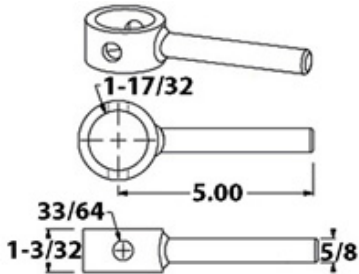
Part Number	Description
1107-1269-L	HANDLE FOR TWISTLOCK ML85-2/3 LH (SHOWN)
1107-1269-R	HANDLE FOR TWISTLOCK ML85-2/3 RH



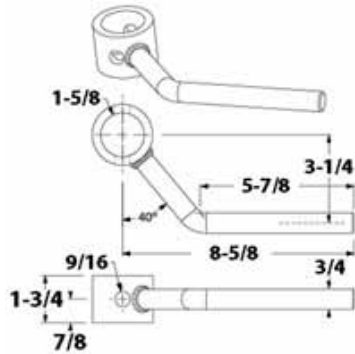
Part Number	Description
1107-1300-L	HANDLE FOR TWISTLOCK ML85-4/5 LH (SHOWN)
1107-1300-R	HANDLE FOR TWISTLOCK ML85-4/5 RH



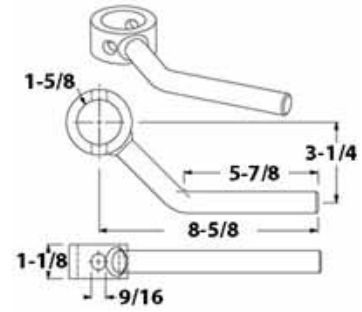
**TWISTLOCK HANDLES**



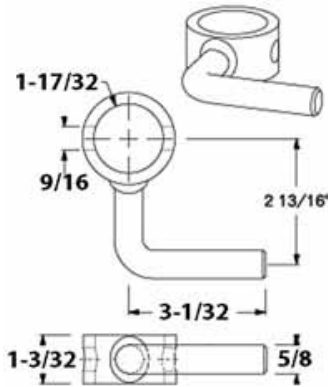
Part Number	Description
1107-3133-4	HANDLE FOR TWISTLOCK 3100, 3500, 3600 SERIES



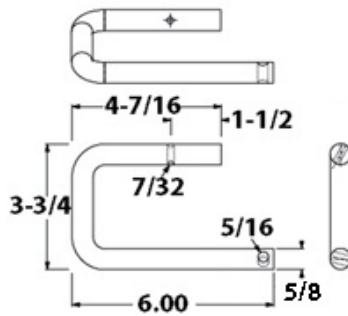
Part Number	Description
1107-1561	HANDLE FOR TWISTLOCK 3500, 3600, 3700 SERIES



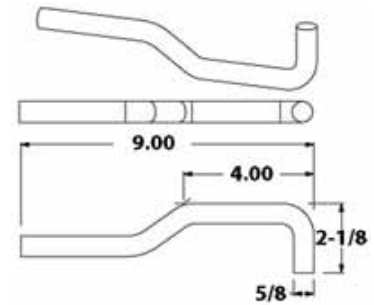
Part Number	Description
1107-1399	HANDLE FOR TWISTLOCK SCHULZ F66NS, ZINC



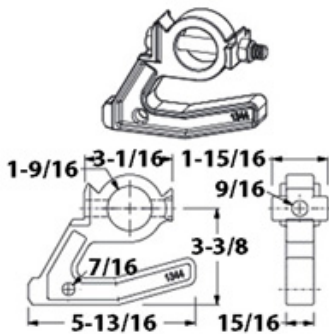
Part Number	Description
1107-3423-4	HANDLE FOR TWISTLOCK L-SHAPE NON HANDED



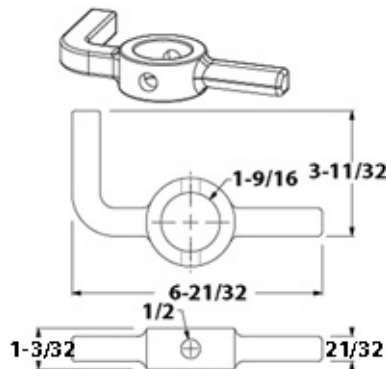
Part Number	Description
1107-1519-R	HANDLE FOR TWISTLOCK PENZ 90-03



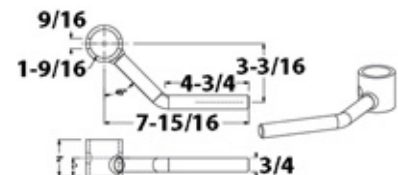
Part Number	Description
1107-1377	HANDLE FOR PINLOCK



Part Number	Description
1107-1344-KIT	HANDLE FOR TWISTLOCK W/ 1/2" BOLT SCHULZ F-33

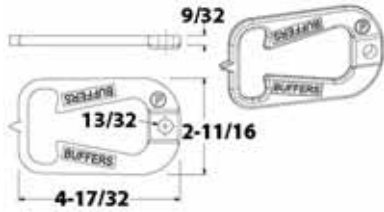


Part Number	Description
1107-3206-4	HANDLE FOR TWISTLOCK 3206, 3406 L/R

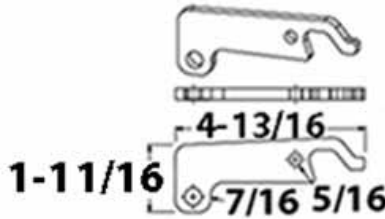


Part Number	Description
1107-1400-L	HANDLE FOR TWISTLOCK PENZ 90-34, LEFT (SHOWN)
1107-1400-R	HANDLE FOR TWISTLOCK PENZ 90-34, RIGHT

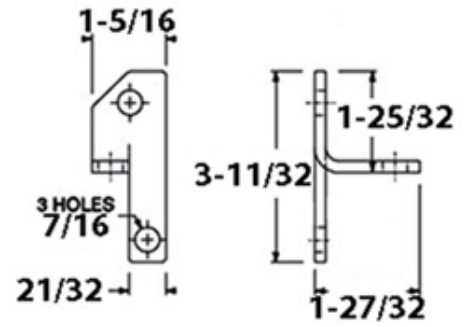
## TWISTLOCK LATCHES



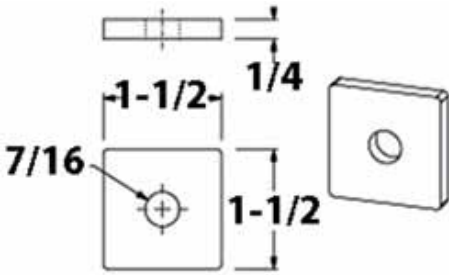
Part Number	Description
1108-1175-18	LATCH FOR PINLOCK NON HANDED, PRIMER



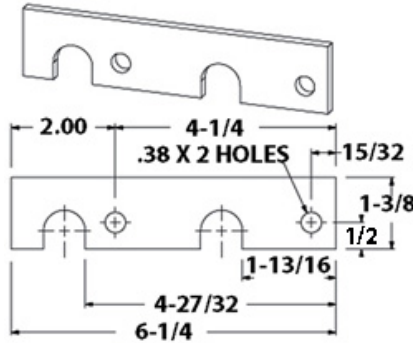
Part Number	Description
1108-1213-18	LATCH FOR PINLOCK 1213, 1318, ZINC



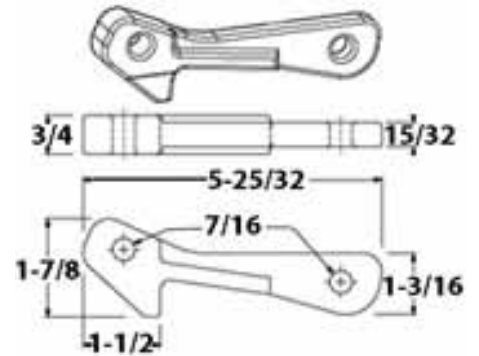
Part Number	Description
1108-1224-2L	LATCH FOR TWISTLOCK LEFT, ZINC (SHOWN)
1108-1224-2R	LATCH FOR TWISTLOCK RIGHT, ZINC



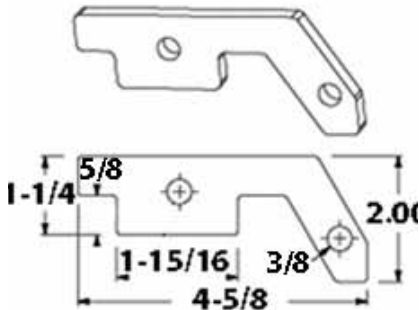
Part Number	Description
1108-1349	LATCH TAB PENZ 25-02, 25-04



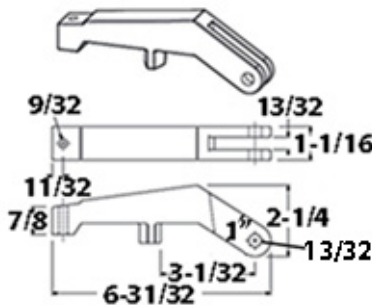
Part Number	Description
1108-1268	LATCH FOR PINLOCK ML-90, ZINC



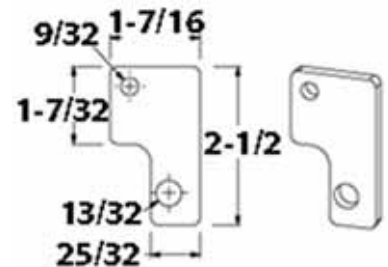
Part Number	Description
1108-1345	LATCH FOR TWISTLOCK SCHULZ F-33, PRIMER



Part Number	Description
1108-1350	LATCH FOR PINLOCK SCHULZ FB88-HL, ZINC

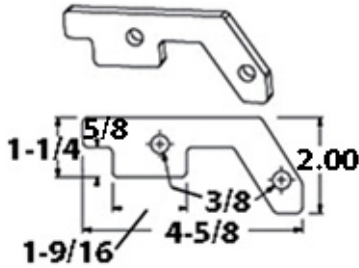


Part Number	Description
1108-1404	LATCH FOR PINLOCK SCHULZ FB88, PRIMER

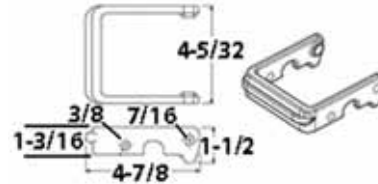


Part Number	Description
1108-1417-18	LATCH FOR PINLOCK NON HANDED, ZINC

## TWISTLOCK LATCHES



Part Number	Description
1108-1568	LATCH FOR PINLOCK PENZ 90-26/ST, 90-14/HD

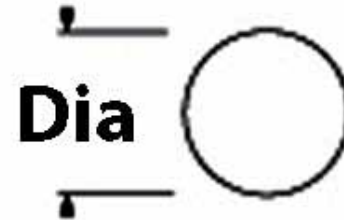


Part Number	Description
1108-3133-18	LATCH FOR TWISTLOCK 3100, 3500, 3600, 3700 SERIES

## MISCELLANEOUS TWISTLOCK PARTS



Part Number	Description	Dim A	Dim B
1110-4577	DETENT SPRING FOR TWISTLOCK	9/16"	9/32"
1110-4550		1-5/16"	3/8"
1110-4502		1-1/2"	



Part Number	Description	Diameter
1110-4562	DETENT BALL FOR TWISTLOCK	5/16"
1110-4501		3/8"
1110-4549		7/16"





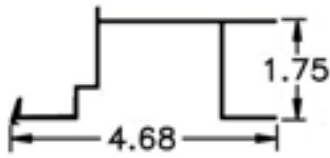
## PLYMETAL DOOR BLANKS

Part Number	Exterior	Interior	Thickness	Length	Width	Notes					
ML5001-25	WHITE	MILL	.50"	110.50"	49.00"						
ML5005-25				121.00"							
ML.50X44X82W/M				82.00"		44X82 OPENING W/57025 GASKET					
ML5010-10			GALVANIZED	.75"		110.50"	49.00"	SKID OF 25PCS			
ML5010-25								SKID OF 25PCS			
ML5011-10											
ML5011-25								SKID OF 25PCS			
ML5018-25			S/S			MILL		.75"	60.00"		
ML5019-25						GALVANIZED					
ML.75X60X110.5W/G			WHITE			MILL				121.00"	49.00"
ML5020-10											
ML5020-10-BLK	BLACK										
ML5020-25			SKID OF 25PCS								
ML5021-10	WHITE	GALVANIZED	.75"	49.00"							
ML5021-25						SKID OF 25PCS					
ML5028-25	S/S	MILL			.75"	49.00"					
ML5029-10		GALVANIZED									
ML5060-25	WHITE	MILL					144.00"				
ML5051-10		GALVANIZED					1.25"	110.50"			

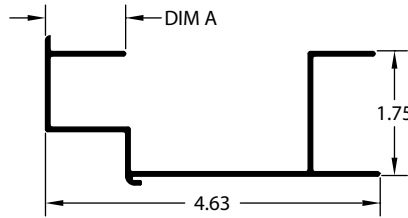
## COMPOSITE DOOR BLANKS

Part Number	Exterior	Interior	Thickness	Length	Width	Notes		
1/2X48.22X109.25G	GREY	WHITE	.50"	109.25"	48.22"	LESS SEALS (G-PLUS# 1319)		
1/2X48.22X109.25T	TEAL GREEN					LESS SEALS		
GDP42501258001	WHITE			POLAR WHITE	110.38"	48.22"	C/S WITH SEALS	
GDP42501258002							C/S WITH SEALS	
1/2X48.22X110.38B	BLACK					LESS SEALS .019" SKIN		
1/2X49X110.375SBM	SOVEREIGN BLUE					49.00"	LESS SEALS METALLIC PAINT ON EXT.	
1/2X48.6X110.5SS	S/S				WHITE	110.50"	48.63"	LESS SEALS BA MIRROR FINISH
1/2X49X110.5CCR	COKE RED							LESS SEALS COCA-COLA
1/2X49X110.5KNT	KNIGHT RED						49.00"	LESS SEALS KNIGHT TRANSPORTATION
1/2X49X110.5W	WHITE							LESS SEALS 93 LBS. (G-PLUS #1312)
1/2X49X113G	ABF GREY	113.00"	LESS SEALS ABF (G-PLUS# 1316)					
1/2X49X113Y	PENSKE YELLOW		LESS SEALS PENSKE (G-PLUS# 1316)					
1/2X48.6X130.0SS	S/S	GALVANIZED	.75"	130.00"		48.63"	LESS SEALS BA MIRROR FINISH	
1/2X49X130.00W	WHITE					49.00"	LESS SEALS (G-PLUS# 1312)	
3/4X47.94X111.80W						111.80"	47.94"	LESS SEALS

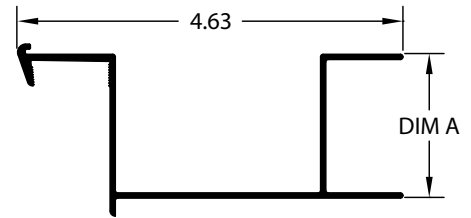
### ALUMINUM DOOR FRAMING



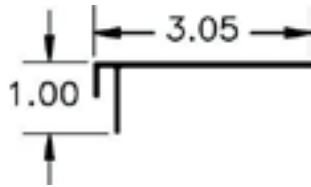
Part Number	Description
76620	FRAMING ALUM OFFSET 137.00"



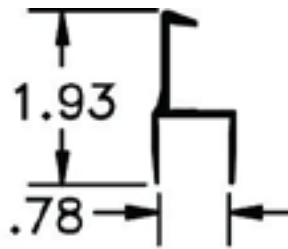
Part Number	Description	Dim "A"
76630	FRAMING CENTER JAMB 134.75"	1.40"
98609	CLASSIC	1.06"



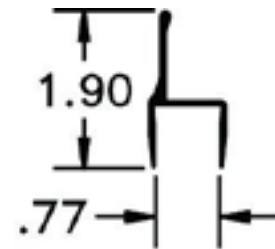
Part Number	Description	Dim "A"
60422901	FRAMING LAX-TEC 100.50"	.90"
90381	FRAMING SIDE DOOR 100.50"	1.38"
98595	FRAMING CLASSIC 137.00"	1.75"



Part Number	Description
60404901	FRAMING INSULATED CONTAINER 110"

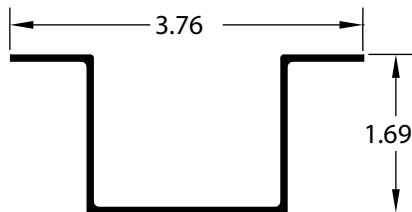


Part Number	Description
60402901	FRAMING ALUM .75" X 131.00"




Part Number	Description
60403001	CENTER FRAMING .75" X 128.50"

### DOOR FRAME SUPPORTS



Part Number	Description
60430318X042.70	HAT DOOR SUPPORT 42.70"

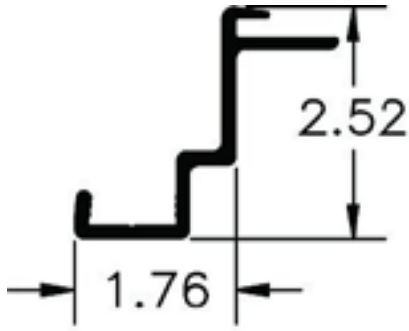


Part Number	Description
60410102	HAT DOOR SUPPORT 43.00"

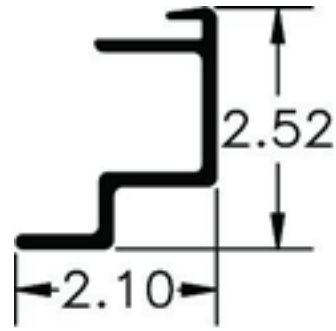


Part Number	Description
42502668	CHANNEL DOOR FILLER 1.50" X 2.50" X 4.50"

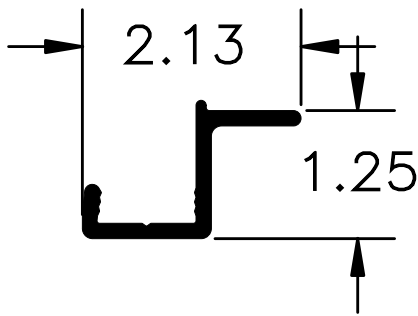
**PVC DOOR FURRING**



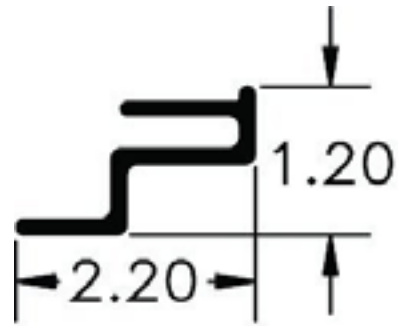
Part Number	Description
92180	FURRING PVC 4.00" DOOR 110.00"



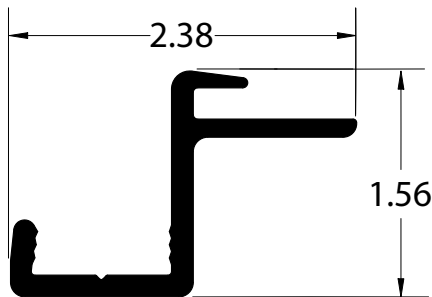
Part Number	Description
92190	FURRING PVC 4.00" DOOR 110.00" CENTER



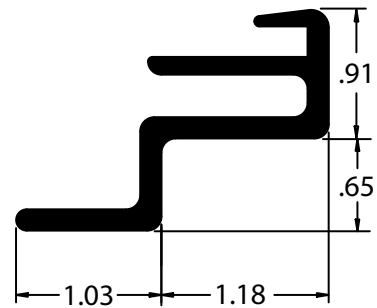
Part Number	Description
95192	FURRING PVC 3.00" DOOR 112.50"



Part Number	Description
95202	FURRING PVC 3.00" DOOR 110.00" CENTER

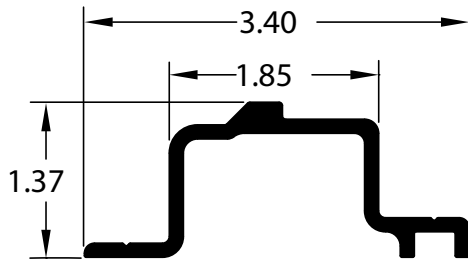


Part Number	Description
61318627X112.50	FURRING PVC 3.00" DOOR 112.50"

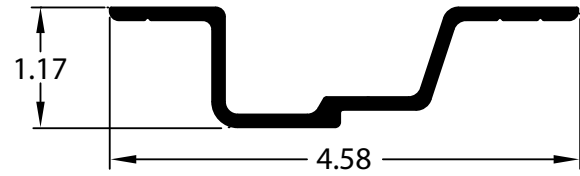


Part Number	Description
61318628X110.00	FURRING PVC 3.00" DOOR 110.00" CENTER

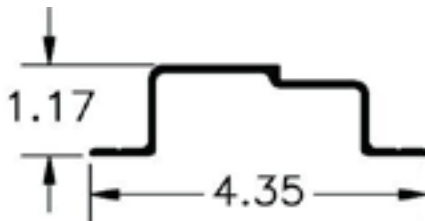
### PVC DOOR JAMBS



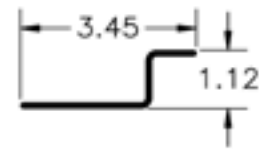
Part Number	Description
60430305X129.50	REAR HEADER/CORNER POST FURRING ALUM 129.50"
70921	REAR HEADER/CORNER POST FURRING PVC 129.50"



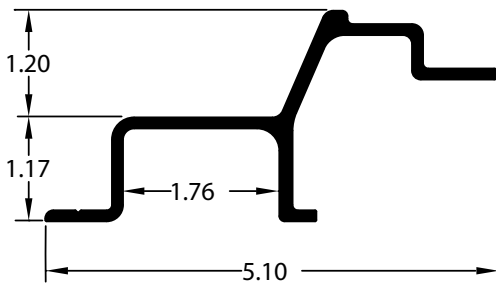
Part Number	Description
60405402	REAR HEADER/CORNER POST FURRING ALUM 129.50"
77922	REAR HEADER/CORNER POST FURRING PVC 129.50"



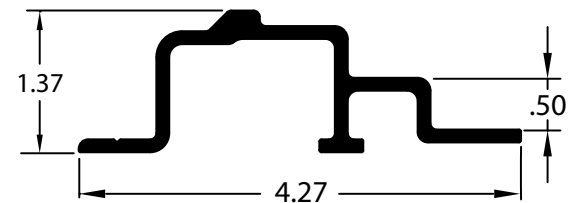
Part Number	Description
76022	REAR HEADER FURRING ALUM 108.00"



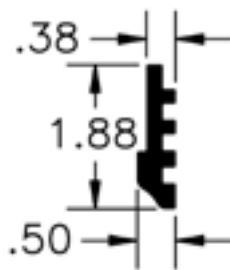
Part Number	Description
96071	REAR HEADER CLOSURE PVC 98.36"



Part Number	Description
60412501	REAR CORNER POST FURRING ALUM 3.5"-4.0" SIDEWALL 129.50"



Part Number	Description
60411801	REAR CORNER POST FURRING ALUM 129.50"



Part Number	Description
034-15807-01824	REAR JAMB PVC 114.00" (SUPERSEAL)



Part Number	Description
41712321	REAR JAMB CORNER CONNECTOR

## DOOR MOULDINGS & GASKETS



**GASKET RUBBER**

Part Number	Description
45985	1.00" HIGH x 1.00" WIDE
47001	1.16" HIGH X .95" WIDE

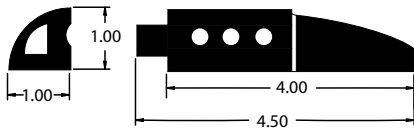


Part Number	Description
46092	GASKET CORNER



**GASKET RUBBER**

Part Number	Description
47000	.85" HIGH X .95" WIDE STD
61200101	.83" HIGH X .98" WIDE HD

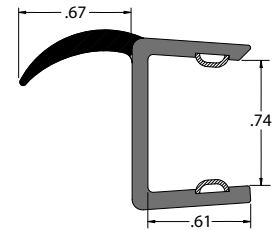


Part Number	Description
42502657	GASKET TRANSITION TOP
42502658	GASKET TRANSITION BOTTOM



**VINYL DOOR MOULDING 168.00"**

Part Number	Description
57025	.50"
56512-C	.75" CONVENTIONAL
56512-E	.75" ECONOMY
56512-P	.75" PREMIUM
56794	1.00"
56513	1.50"



Part Number	Description
61302805X131.00	CENTER JAMB .75" X 116.00"



**TRU-SEAL VINYL MOULDING**

Part Number	Description
61303203	.75" X 168.00"
61304301	.75" X 114.00"



**TRU-SEAL VINYL MOULDING**

Part Number	Description
6203/6237	TRU-SEAL GASKET & RETAINER .75" x 168.00"



Part Number	Description
6203071	TRU-SEAL RETAINER ALUM 168.00"

### DOOR MOULDINGS



Part Number	Description
6237871	TRU-SEAL GASKET 3/4" X 14'



Part Number	Description
6256831	TRU-SEAL CENTER JAMB 120.00"



Part Number	Description
6292871	TRU-SEAL BALLOON GASKET 14'




Part Number	Description
6927771	NEWCELL KWIK-SEAL GASKET 3/4" X 14'



Part Number	Description
21101538	DOOR TRIM & GASKET ASSY W/ BALLOON INSERT 3/4" X 14'
21550430	DOOR TRIM & GASKET ASSY W/O BALLOON INSERT 3/4" X 14'



Part Number	Description
03-3550-0-038	UTILITY GASKET 168.00" (3000R)



Part Number	Description
527250	CORNER MOULDING 1/2"
527278	CORNER MOULDING 3/4"



Part Number	Description
58A-1	DOOR GASKET GLUE 4OZ CAN



CORNER TAB FOR VINYL MOULDING	
Part Number	Description
58T-1	OUTER TAB 3/4"
58T-2	INNER TAB 3/4"
58T-3	EXTRA WIDE TAB 1.25"

## MISCELLANEOUS SUPERSEAL DOOR PARTS



Part Number	Description
034-23008-02496	LINING RETAINER STRIP 156" PVC



Part Number	Description
043-36137-00742	STIFFENER HAT UPPER & LOWER 46.38"



Part Number	Description
42503503	REINFORCEMENT ALUM UPPER & LOWER 46.38"



Part Number	Description
42503510X156.00	INNER SEAL RUBBER 156.00"



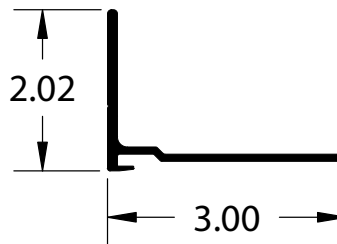
Part Number	Description
42503511	CORNER MOULDING INNER SEAL RUBBER



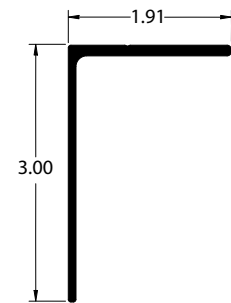
Part Number	Description
42503512X107.00	SEAL RETAINER STRIP 107.00" PVC



Part Number	Description
42503516X107.00	CENTER JAMB MOULDING 107.00" PVC



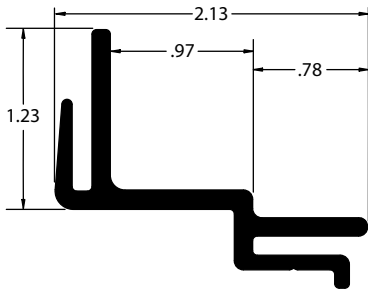
Part Number	Description
60430500X108.88	DOOR FRAMING ALUM SIDE & BOTTOM 108.00"
60430500X120.00	DOOR FRAMING ALUM SIDE & BOTTOM 120.00"



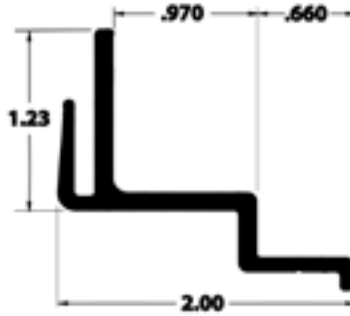
Part Number	Description
60430504X100.00	FRAMING ALUM TOP 100.00" (NEW STYLE)



## SUPERSEAL REAR DOOR FURRING



Part Number	Description
61318700X110.00	FRAMING PVC SIDE & BOTTOM 110.00" PVC

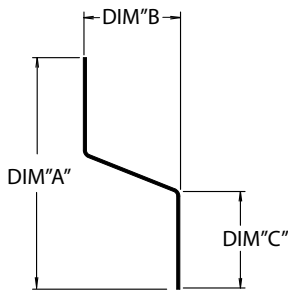


Part Number	Description
61318701X100	PVC DOOR FURRING WHITE 100.00"

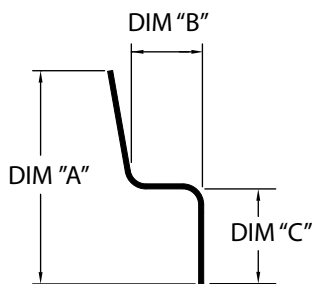


Part Number	Description
61318702X104.00	OUTER SEAL RUBBER 104.00"

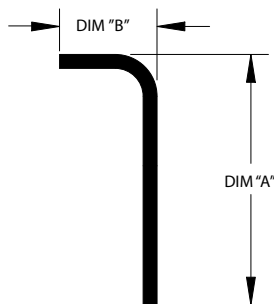
## SUPERSEAL REAR JAMB FLASHINGS



Part Number	Dim "A"	Dim "B"	Dim "C"	Length	
041-38629-01632	3.00"	.25"	1.00"	102.00"	
041-38602-01632		.63"			
046-19700-01760		.25"		110.00"	
041-22943-01760		1.13"			
041-21681-01696		1.25"			1.25"
046-26863-01561					97.56"



Part Number	Dim "A"	Dim "B"	Dim "C"	Length
38641-01561	3.38"	1.63"	1.50"	97.56"
046-37726-01561		1.13"	1.25"	



Part Number	Dim "A"	Dim "B"	Length
041-26867-01572	1.75"	1.13"	102.00"
41712326	2.25"	.88"	

### GREAT DANE HINGES



Part Number	Description
43000124	HINGE ALUM 3-HOLE 4.94" X 8.50" (PINES AAR)



Part Number	Description
REB0395	HINGE ALUM 3-HOLE 2.63" X 8.42" (PINES)



Part Number	Description
47563	HINGE ALUM 3-HOLE 3.93" X 9.75" 1.12" OFFSET (L/W REAR FRAME)



Part Number	Description
08138	HINGE ALUM 2.00" RECESSED 3.93" X 7.10" (CLASSIC)
08206	HINGE ALUM 3.00" RECESSED 3.93" X 8.10" (CLASSIC)



Part Number	Description
31806105	HINGE ALUM 3-HOLE 3.88" X 8.12"
42500813	HINGE ALUM 3-HOLE 3.93" X 7.10"



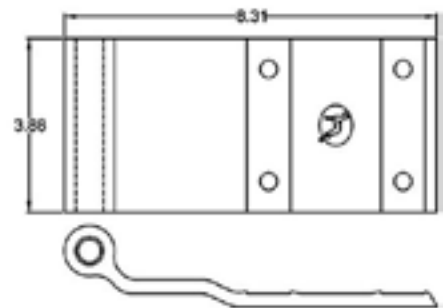
Part Number	Description
15152	HINGE ALUM 3-HOLE 3.93" X 8.17" (L/W CLASSIC)
15152KLLM	HINGE ALUM 3-HOLE 3.93" X 8.17" UNDRILLED



Part Number	Description
08274	HINGE ALUM 3-HOLE SIDE DOOR (BUTT SIDE) 2.31"



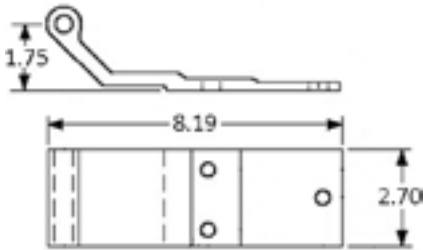
Part Number	Description
31806715	HINGE ALUM 3-HOLE 3.88" X 8.38" (P-SERIES)



Part Number	Description
027-W33125	HINGE ALUM 4-HOLE 3.88" X 9.38" (SUPERSEAL MEATRAILER)
31802236	HINGE ALUM 4-HOLE 3.88" X 8.38" (GD SUPERSEAL)
42400620	BEARING ONLY SUPERSEAL HINGE



**ALL MAKES HINGES**



Part Number	Description
2810919	HINGE ALUM 3-HOLE 2.70" X 8.25" 1.75" OFFSET (DORSEY)



Part Number	Description
022-0088	HINGE ALUM 4-HOLE 2.70" X 9.75" 1.75" OFFSET REPLACES DORSEY 2810093



Part Number	Description
865P	HINGE STRAP 3-HOLE ZINC 4.00" EBERHARD



Part Number	Description
A1-5885-U-13	HINGE ZINC 3-HOLE 4.00" X 9.00" 1.12" OFFSET REPLACES EBERHARD A1-5884-U




Part Number	Description
022-00013	HINGE ZINC 2-HOLE 2.00" X 7.94" 1.63" OFFSET REPLACES FRUEHAUF DXA-0687
996-01900	SCREW
021-00001	NUT



Part Number	Description
023-00557	HINGE ZINC 4-HOLE 4.00" X 7.75" 1.88" OFFSET REPLACES FRUEHAUF DCE-8681-1



Part Number	Description
023-00567	HINGE ZINC 4-HOLE 4.00" X 8.25" 1.38" OFFSET REPLACES FRUEHAUF DCF-3980-1



Part Number	Description
022-01004	HINGE ALUM 4-HOLE 4.00" X 8.16" 1.38" OFFSET REPLACES FRUEHAUF BCF004678001


### ALL MAKES HINGES



Part Number	Description
022-01005	HINGE ALUM 3-HOLE 4.00" X 8.16" 1.38" OFFSET REPLACES FRUEHAUF DBA00158300



Part Number	Description
022-00039	HINGE ALUM 3-HOLE 3.00" X 7.38" 1.88" OFFSET REPLACES GINDY H04-B01073



Part Number	Description
1000-9668	HINGE ALUM 3-HOLE 4.00" X 9.69" 1.38" OFFSET REPLACES HYUNDAI TRR7000C-AH



Part Number	Description
022-01035	HINGE ALUM 3-HOLE 3.00" X 8.59" W/BUTTS REPLACES KENTUCKY #6616396000



Part Number	Description
022-01040	HINGE ALUM 2-HOLE 3" X 6.17" W/ BUTTS REPLACES KENTUCKY #6616600000



Part Number	Description
022-00614	HINGE STEEL 3-HOLE 4.00" X 9.50" 1.12" OFFSET REPLACES KENTUCKY #2906



Part Number	Description
022-01043	HINGE ALUM UNDRILLED 2.50" X 9.30" 1.34" OFFSET REPLACES MANAC 353-239



Part Number	Description
P108835	HINGE GALV 3-HOLE 4.00" X 9.50" 1.38" OFFSET MINOR

**ALL MAKES HINGES**


Part Number	Description
1402-2003	HINGE GALV 5-HOLE 4.00" X 9.50" 1.38" OFFSET REPLACES MINOR H-1060-3 & H-1060-4



Part Number	Description
022-00996	HINGE ALUM 3-HOLE 4.00" X 8.50" 1.25" OFFSET REPLACES MONON PC1310



Part Number	Description
022-01185	HINGE ALUM 3-HOLE 4.00" X 9.95" 1.40" OFFSET REPLACES MONON ED045011




Part Number	Description
004187	HINGE ALUM 3-HOLE OFFSET MORGAN BODY



Part Number	Description
004188	HINGE ALUM 3-HOLE OFFSET MORGAN BODY



Part Number	Description
022-01081	HINGE ALUM 3-HOLE 2.86" X 9.60" 1.40" OFFSET
P108630	REPLACES STOUGHTON 04-86386-001-00



Part Number	Description
022-01086	HINGE ALUM 5-HOLE 4.00" X 9.60" 1.40" OS REPLACES STOUGHTON P108530 & P108540



Part Number	Description
04-08316-000-00	HINGE ALUM 4-HOLE 4.00" X 9.62" 1.38" OFFSET STOUGHTON

### ALL MAKES HINGES



Part Number	Description
022-00490	HINGE GALV 3-HOLE 3.00" X 9.50" 1.50" OFFSET REPLACES STRICK AA33C01060100



Part Number	Description
022-01003	HINGE ALUM 3-HOLE 3.00" X 6.75" 1.42" OFFSET REPLACES STRICK AA35F00100100



Part Number	Description
022-01013	HINGE ALUM 4-HOLE 2.75" X 9.69" 1.31" OFFSET REPLACES STRICK AA35F00230100



Part Number	Description
044343	HINGE STRAP SIDE DOOR 12.00" W/ .50" OFFSET GRAY POWDER COATED, SUPREME BODY



Part Number	Description
022-00966	HINGE ALUM 3-HOLE 2.88" X 7.12" 1.75" OFFSET REPLACES TRAILMOBILE 515-10-65



Part Number	Description
022-01036	HINGE ALUM 4-HOLE 2.88" X 9.09" 1.50" OFFSET REPLACES TRAILMOBILE 515-10-78-1



Part Number	Description
023-00008	HINGE ZINC 3-HOLE 2.88" X 6.84" 1.66" OFFSET REPLACES TRAILMOBILE 515-10-61A



Part Number	Description
023-00940	HINGE ZINC 3-HOLE 2.88" X 6.84" 1.66" OFFSET REPLACES TRAILMOBILE 515-10-73A

### ALL MAKES HINGES



Part Number	Description
022-01056	UTILITY ALUM 3-HOLE 4.00" X 9.50" 1.38" OFFSET REPLACES UTILITY 03-4100-0-019



Part Number	Description
022-01184	UTILITY ALUM 3 HOLE 3.00" X 9.50" 1.38" OFFSET REPLACES UTILITY 03-4100-0-022



Part Number	Description
023-00943	HINGE ZINC 3-HOLE W/ RIB 2.56" X 12.02" REPLACES UTILITY 1-4950-004



Part Number	Description
022-01407	HINGE ALUM 3-HOLE 3.00" X 9.80" REPLACES VANGUARD RFP00127
022-01404	BUSHING INSERT ONLY



Part Number	Description
022-01047	HINGE ALUM 4-HOLE 2.75" X 8.62" 1.38" OFFSET REPLACES WABASH #06301272 & 21101272



Part Number	Description
022-01182	HINGE ALUMINUM 4-HOLE W/ BUSHINGS 2.75" X 8.60" 1.40" OFFSET REPLACES WABASH #06301527 & 06302245
P10872	BUSHING FOR 1/2" PIN ONLY



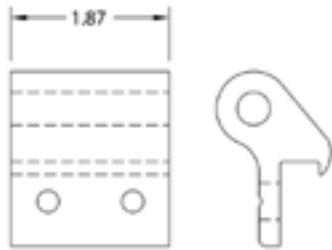
Part Number	Description
21100291	HINGE ALUM 4-HOLE 2.75" X 9.50" 1.38" OFFSET REPLACES WABASH #06300291

### HINGE BUTTS & PINS



Part Number	Style	Finish	Hole Dia.	Inside Width	Height to Hole Center
021-00308	NOTCHED	S/S CAST	.51"	3.00"	1.38"
023-00583		S/S		2.88"	1.75"
023-00586					2.12"
023-00642	STRAIGHT	ZINC		3.25"	1.50"
023-00645	NOTCHED	STEEL		4.25"	1.12"
023-00662		ZINC		2.88"	1.75"
023-00664		STEEL	4.25"		
023-00669				3.00"	1.38"

Part Number	Style	Finish	Hole Dia.	Inside Width	Height to Hole Center
023-00678	NOTCHED	STEEL	.51"	3.00"	1.63"
16772-SS-01		S/S		4.19"	1.93"
27-5897-S1NB-01					
29-5897-1N-01	STRAIGHT	STEEL		5.03"	1.31"
43000134					2.66"
49900203		H.D. GALV		4.25"	1.38"
P1156061					
P1156065					



Part Number	Description
11882	HINGE BUTT ALUM 1.87" SIDE DOOR (GREAT DANE)



GREAT DANE CLASSIC	
Part Number	Description
42502495	HINGE BUTT RECESSED S/S 3.22"
42502667	HINGE BUTT RECESSED STEEL 3.22"



GREAT DANE L/W REAR FRAME	
Part Number	Description
15281	HINGE BUTT 4.75" S/S
16950	HINGE BUTT 4.75"



Part Number	Description
021-00376	HINGE PIN BOLT KIT .50" X 5.50"



HINGE PINS ROUND HEAD			
Part Number	Finish	Length	Diameter
42502605	ZINC	5.00"	.38"
46400	S/S		
997-98022	ZINC	4.00"	.50"



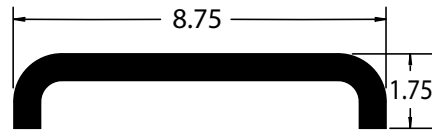
HINGE PINS FLAT HEAD			
Part Number	Finish	Length	Diameter
997-98016	ZINC	4.25"	.63"
997-98017		5.00"	.50"
997-98019		4.45"	.63"
997-98027		4.50"	.50"
P1054123A		5.25"	
P1054143A	S/S	4.00"	
P1054147A			



### GRAB HANDLES & HOLDBACKS



CHROME GRAB HANDLES (4-HOLE MOUNTING)	
Part Number	Description
EBE6300-36-03	41.68" OVERALL LENGTH
FLE022-00627	13.00" OVERALL LENGTH
TMB9050-57-3	29.69" OVERALL LENGTH



Part Number	Description
41712734	GRAB HANDLE P-SERIES .63" S/S ROD



Part Number	Description
SDL-1	EASY LATCH HOLDBACK S/S



Part Number	Description
023-00024	HOLDBACK SPRING LOADED



Part Number	Description
42500509	HOLDBACK BRACKET



Part Number	Description
6605-1A-13	HOLDBACK BRACKET



Part Number	Description
022-00487	CABLE TYPE HOLDBACK



Part Number	Description
42500838	HOLDBACK CHAIN 13 LINK



Part Number	Description
GT-1305	HOLDBACK LOOP & 4 CHAIN LINKS



Part Number	Description
021-00043	HANDLE ONLY
021-00050	CHAIN W/ SNAP HOOK (NO HANDLE)
021-00051	CHAIN SNAP HOOK & HANDLE



Part Number	Description
3-6602-U-13	HOLDBACK KIT 3 PC.



Part Number	Description
POL8	HOLDBACK 2 PART 6" T-TYPE
POL9	HOLDBACK 2 PART 4" T-TYPE

### DOOR HOLDBACKS



Part Number	Description
GT-1304	HOLDBACK LINK



Part Number	Description
4-6601-3S-13	HOLDBACK S-LINK



Part Number	Description
6601-2-13	HOLDBACK LINK 2.00"
6601-4-13	HOLDBACK LINK 6.00"



Part Number	Description
3-6602-50-24	HOLDBACK POST 6.75" CURVED



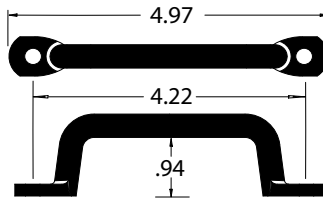
Part Number	Description
6603-50-13	HOLDBACK POST 4.30" CURVED



Part Number	Description
6602-50-13	HOLDBACK POST STRAIGHT



Part Number	Description
022-00577	HOLDBACK POST PIGTAIL TYPE

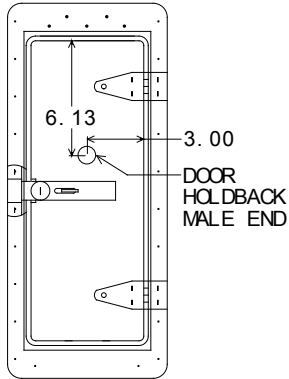


Part Number	Description
3-9612-13	HANDLE FOR HOLDBACK



RUBBER DOOR BUMPERS	
Part Number	Description
42500863	1.70" DIA. X 1.12"
42502410	1.70" DIA. X 1.65"
42503530	2.50" DIA. X 1.00"
47107	1.70" DIA. X 2.25"

### VENT DOORS



#### REEFER VENT ASSEMBLIES

Part Number	Material	Size	Thickness	Hinge Side
027-37710	PPW	5 x 15	3.00	RIGHT
027-37712	S/S			
027-37718	PPW	3.5 x 15	3.50/4.00	BOTTOM
027-37719	S/S			



#### DRY FREIGHT VENT DOOR ASSEMBLIES

Part Number	Finish	Door Size	Flange Size
024-02501	WHITE	17.00" X 11.38"	20.00" X 15.00"
024-02590	ALUMINUM		
024-02591	WHITE	17.00" X 7.00"	20.00" X 10.00"
024-02596			



Style A



Style B

Part Number	Width	Height	Style	Color
V-20	10.50"	12.25"	A	ALUMINUM
024-03005				WHITE
24	10.00"	12.00"	B	

### VENT DOOR LATCHES & HOLDBACKS



Part Number	Description
024-03080	VENT DOOR LATCH ASSY S/S (NEW STYLE)

Part Number	Description
023-00497	VENT DOOR LATCH ASSY S/S (OLD STYLE)

Part Number	Description
024-03056	LATCH ASSEMBLY VENT DOOR ZINC



Part Number	Description
45944	HOLDBACK VENT DOOR 6.00"
80047	EYELET VENT DOOR HOLDBACK

Part Number	Description
021-00309	VENT DOOR HOLDBACK MALE & FEMALE PART

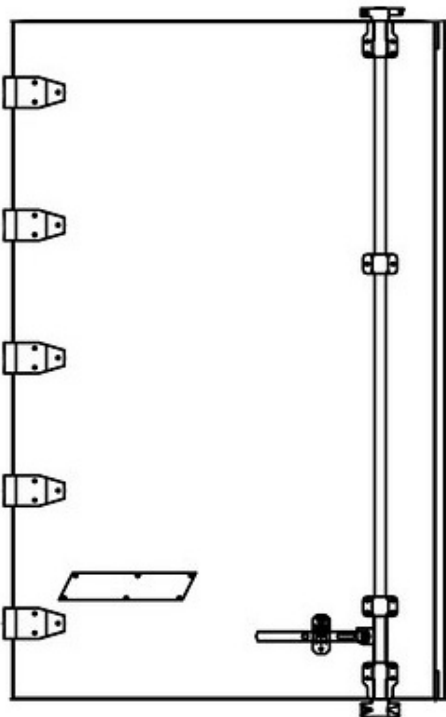
## DOOR SKINS



### DOOR SKIN SHEETS 49.56" WIDE X 120.00" LONG

Part Number	Description
006-27613-01760	QUILTED DIAMOND PATTERN S/S (SHOWN)
14510	SMOOTH BRIGHT FINISH S/S
14879	SMOOTH WHITE ALUMINUM

## UNIVERSAL REEFER DOORS (CLASSIC STYLE)



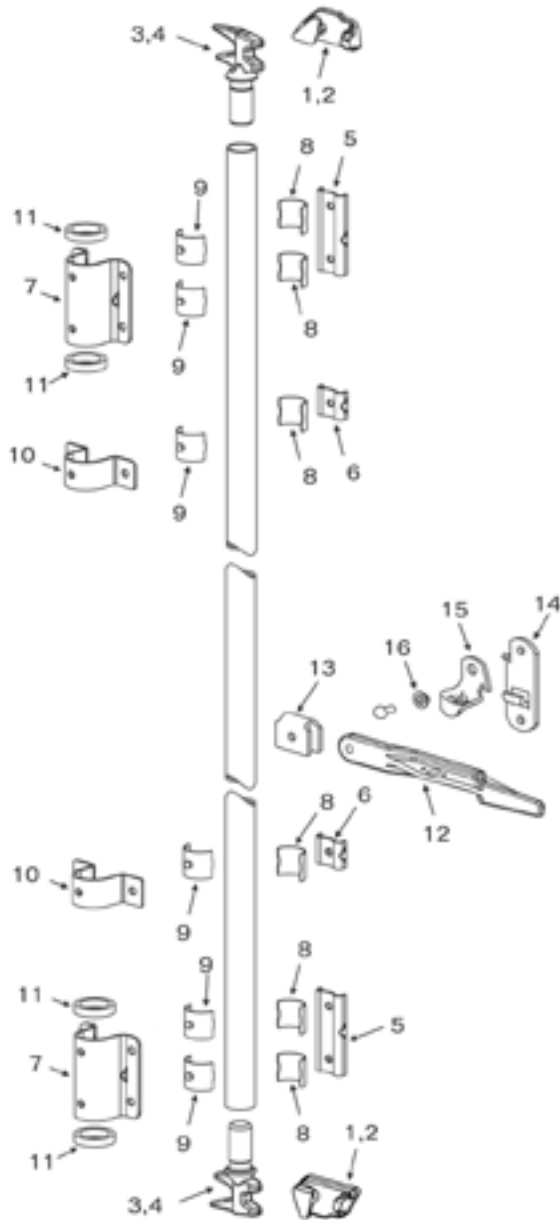
### 96" TRAILER (FITS DOOR OPENING 92.00"W X 106.96"H)

Part Number	Description
11806003001	C/S S/S 108.45" HIGH
11806003002	R/S S/S 108.45" HIGH
A11806003101	C/S PPW 108.45" HIGH
A11806003102	R/S PPW 108.45" HIGH

### 102" TRAILER (FITS DOOR OPENING 98.36"W X 106.96"H)

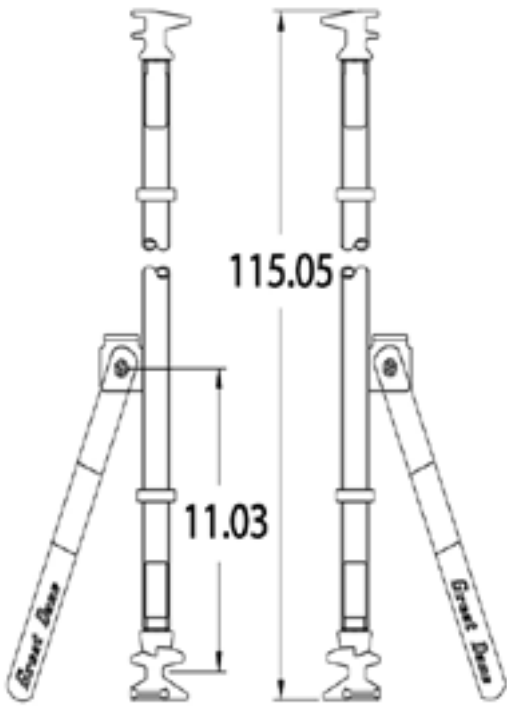
Part Number	Description
11806003003	C/S S/S 108.45" HIGH
11806003004	R/S S/S 108.45" HIGH
A11806003111	C/S PPW 108.45" HIGH
A11806003112	R/S PPW 108.45" HIGH

## BLOXWICH LOCKROD PARTS



Item	Part Number	Description
1	10365	RH TOP LH BOTTOM KEEPER
2	10364	LH TOP RH BOTTOM KEEPER
3	10081	LH BOTTOM RH TOP CAM
4	10080	RH BOTTOM LH TOP CAM
5	10159-1	BEARING BACK PLATE
6	10160	GUIDE BACK PLATE
7	11028	BEARING BRACKET
8	10556	SPLIT BUSHING INNER
9	10557	SPLIT BUSHING OUTER
10	BCP10163/8	LOCK ROD GUIDE
11	BCP11945	ANTI RACK COLLAR
12	22182	HANDLE FORGED
13	22084	HANDLE HUB
14	22183	HANDLE RETAINER
15	22192	LATCH
16	22185	BUSHING

## BLOXWICH LOCKRODS & PARTS



Note: Includes All Hardware

Part Number	Description
42501009	LOCKROD R/S GALV.
42501010	LOCKROD C/S GALV.



Part Number	Description
BCP10082/1R	CAM C/S BOTTOM R/S TOP
BCP10083LH	CAM R/S BOTTOM C/S TOP



Part Number	Description
BCP10084RH	CAM C/S TOP NARROW HEADER
BCP10085LH	CAM R/S TOP NARROW HEADER



Part Number	Description
BCP12322	HANDLE RETAINER FOR FLAT HANDLE



Part Number	Description
CRCP001/2	HANDLE KEEPER FOR FLAT HANDLE



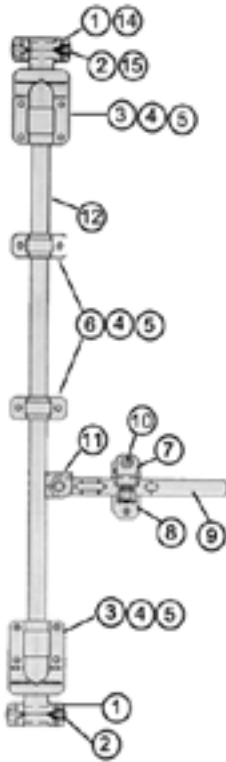
Part Number	Description
BCP10152	KEEPER C/S BOTTOM R/S TOP S/S
BCP10153	KEEPER R/S BOTTOM C/S TOP S/S
BCP10152RH	KEEPER C/S BOTTOM R/S TOP
BCP10153LH	KEEPER R/S BOTTOM C/S TOP



Part Number	Description
BCP10154	KEEPER R/S TOP NARROW HEADER
BCP10155	KEEPER C/S TOP NARROW HEADER
BCP10154LHSS	KEEPER R/S TOP NARROW HEADER S/S
BCP10155RHSS	KEEPER C/S TOP NARROW HEADER S/S

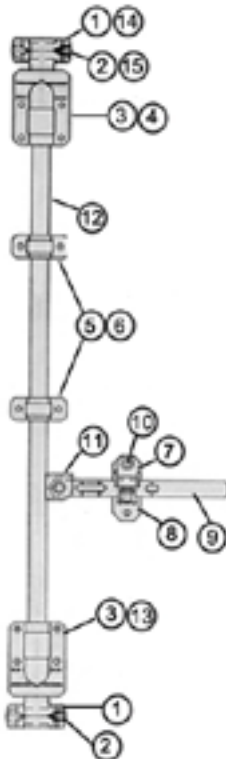
## EBERHARD LOCKRODS & PARTS

### NEW STYLE



Item	Part Number	Description
1	1977-35-13	CAM
2	1979-1-13	KEEPER
	1-1979-SSC1-22	KEEPER S/S
3	1979-10-13	BEARING COVER
4	1979-18-01	PLASTIC BEARING LINER UPPER
5	1979-19-01	PLASTIC BEARING LINER LOWER
6	1979-8-13	LOCKROD BRACKET 4 HOLE
	1979-9-13	LOCKROD BRACKET 2 HOLE
7	1969-7-13	HANDLE RETAINER
8	1969-4X-13	HANDLE KEEPER
9	GD1969-6XL	HANDLE LH W/ LOGO
	GD1969-6XR	HANDLE RH W/ LOGO
	1969-6X-13	HANDLE UNIVERSAL
10	1969-39-25	BUSHING
11	1969-5-13	HANDLE CLIP
12	1969-64-13-119.25	LOCKROD W/ CLIP #11
	1969-64-13-139.25	
<b>FOR SHALLOW HEADER APPLICATION</b>		
14	16437L-13	CAM LH
	16437R-13	CAM RH
15	1401-6517-L	KEEPER LH
	1401-6517-R	KEEPER RH
	16436-SSCL-22	KEEPER LH S/S
	16436-SSCR-22	KEEPER RH S/S

### OLD STYLE



Item	Part Number	Description
1	1969-2X-13	CAM
2	1969-1-13	KEEPER
3	4-1969-8-13	BEARING COVER
4	1969-9X-13	BACK PLATE
5	1969-10-13	LOCKROD BRACKET
6	1969-11	BACK PLATE
7	1969-7-13	HANDLE RETAINER
8	1969-4X-13	HANDLE KEEPER
9	GD1969-6XL	HANDLE LH W/ LOGO
	GD1969-6XR	HANDLE RH W/ LOGO
	1969-6X-13	HANDLE UNIVERSAL
10	1969-39-25	BUSHING
11	1969-5-13	HANDLE CLIP
12	1969-64-13-119.25	LOCKROD W/ CLIP #11
	1969-64-13-139.25	
13	1978-9-13	BACK PLATE NOTCHED
<b>FOR SHALLOW HEADER APPLICATION</b>		
14	1974-2X-13	CAM
15	1974-1X-13	KEEPER

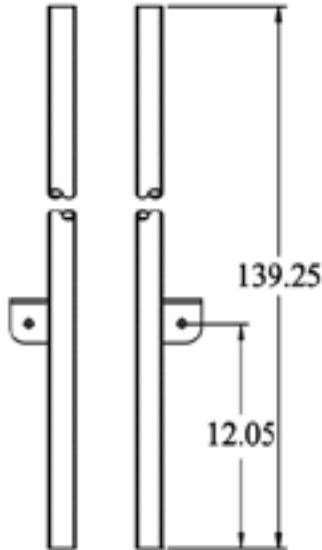
### EBERHARD LOCKRODS & PARTS



Part Number	Description
1971-22-13	GUIDE FOR 3RD POINT BLADE



Part Number	Description
GD-1979-20-13	BLADE 3RD POINT LOCK



Part Number	Description
1969-64-13-119.25	LOCKROD W/ HANDLE BRACKET
1969-64-13-139.25	



Part Number	Description
2-1978-6-13	CAST HANDLE



Part Number	Description
5625-16	BOLT LOCKROD HANDLE
5625-17	NUT LOCKROD HANDLE



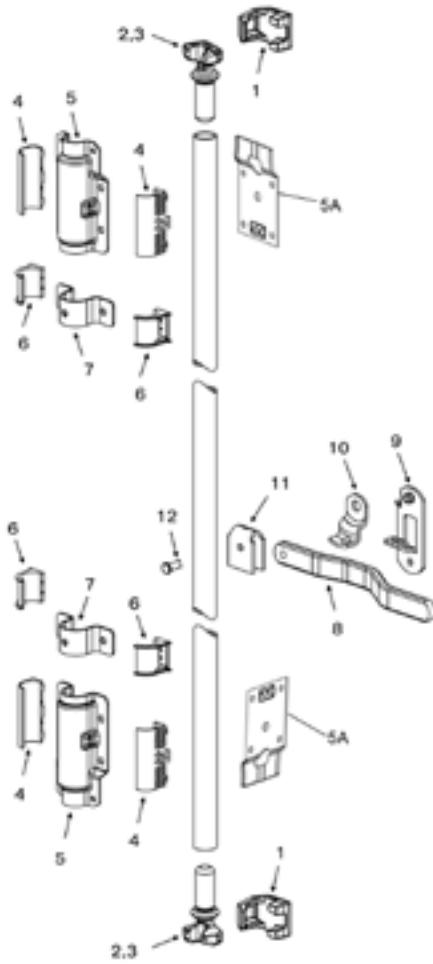
Part Number	Description
4-1971-21-13	KEEPER FOR 3RD POINT BLADE



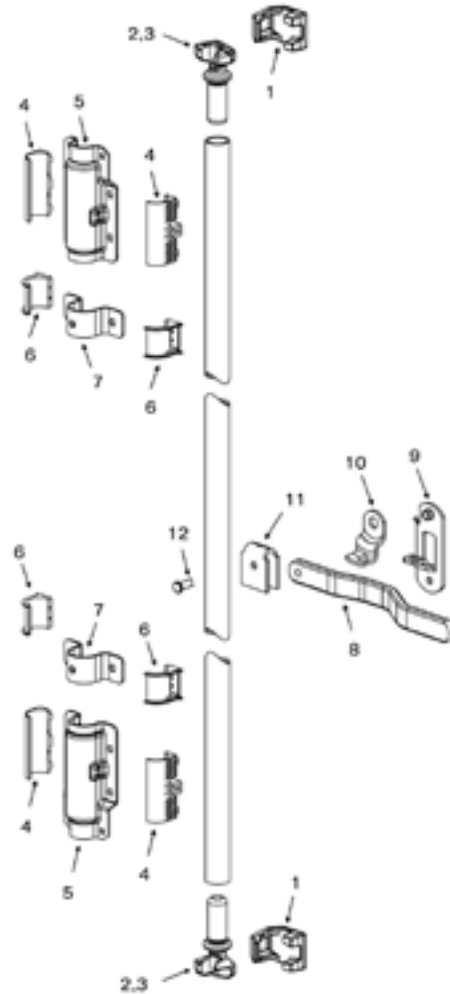
Part Number	Description
1979-23-13	BRACKET FOR MOUNTING 3RD POINT BLADE



## MODEL CT-CT



## MODELS DL-DL & DL-NH



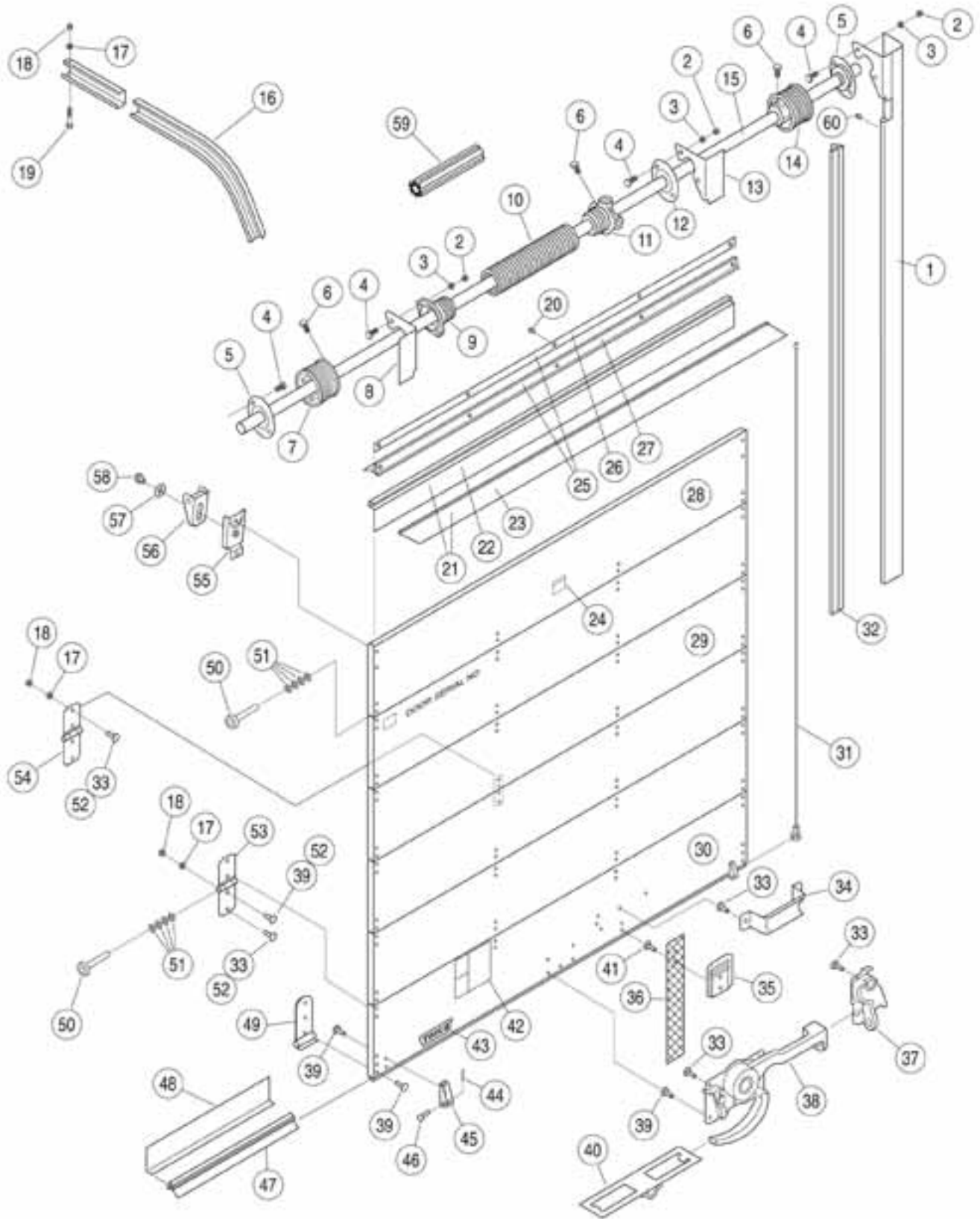
**POWERBRACE LOCKROD ASSEMBLIES**

Item	Part Number	Description
1	P10645	KEEPER TOP & BOTTOM
2	P20915	RH BOTTOM & LH TOP CAM
3	P20925	LH BOTTOM & RH TOP CAM
4	P40071	HALF BUSHING LONG
5	P40035	BEARING BRACKET LONG
5A	P40045	BACK PLATE
6	P40061	HALF BUSHING SHORT
7	P40055	BEARING BRACKET SHORT
8	P40905	HANDLE
9	P40115	SEAL PLATE
10	P40125	SEAL PIN
11	P42085	HANDLE MOUNT
12	P5005A	LOCKROD TUBE 1" X 120"

STANDARD HEADER DL-DL MODEL					
Item	Part Number	Description	Item	Part Number	Description
1	P10645	KEEPER TOP & BOTTOM	9	P40115	SEAL PLATE
2	P40435	LH BOTTOM & RH TOP CAM	10	P40125	SEAL PIN
3	P40445	RH BOTTOM & LH TOP CAM	11	P42085	HANDLE MOUNT
4	P40421	HALF BUSHING LONG	12	P5005A	LOCKROD TUBE 1" X 120"
5	P42075	BEARING BRACKET LONG	NARROW HEADER OPTION DL-NH MODEL		
6	P40061	HALF BUSHING SHORT	1	41405	KEEPER TOP NON-HANDED
7	P40055	BEARING BRACKET SHORT	2	41415	CAM LH TOP
8	P40905	HANDLE	3	41425	CAM RH TOP

Part Number	Description
P50015	LOCK HARDWARE KIT DL-DL LESS TUBE (INCLUDES #1 THRU 12)
P50025	LOCK HARDWARE KIT LH DL-NH LESS TUBE (INCLUDES #1 THRU 12)
P50035	LOCK HARDWARE KIT RH DL-NH LESS TUBE (INCLUDES #1 THRU 12)

3/4" DRY FREIGHT

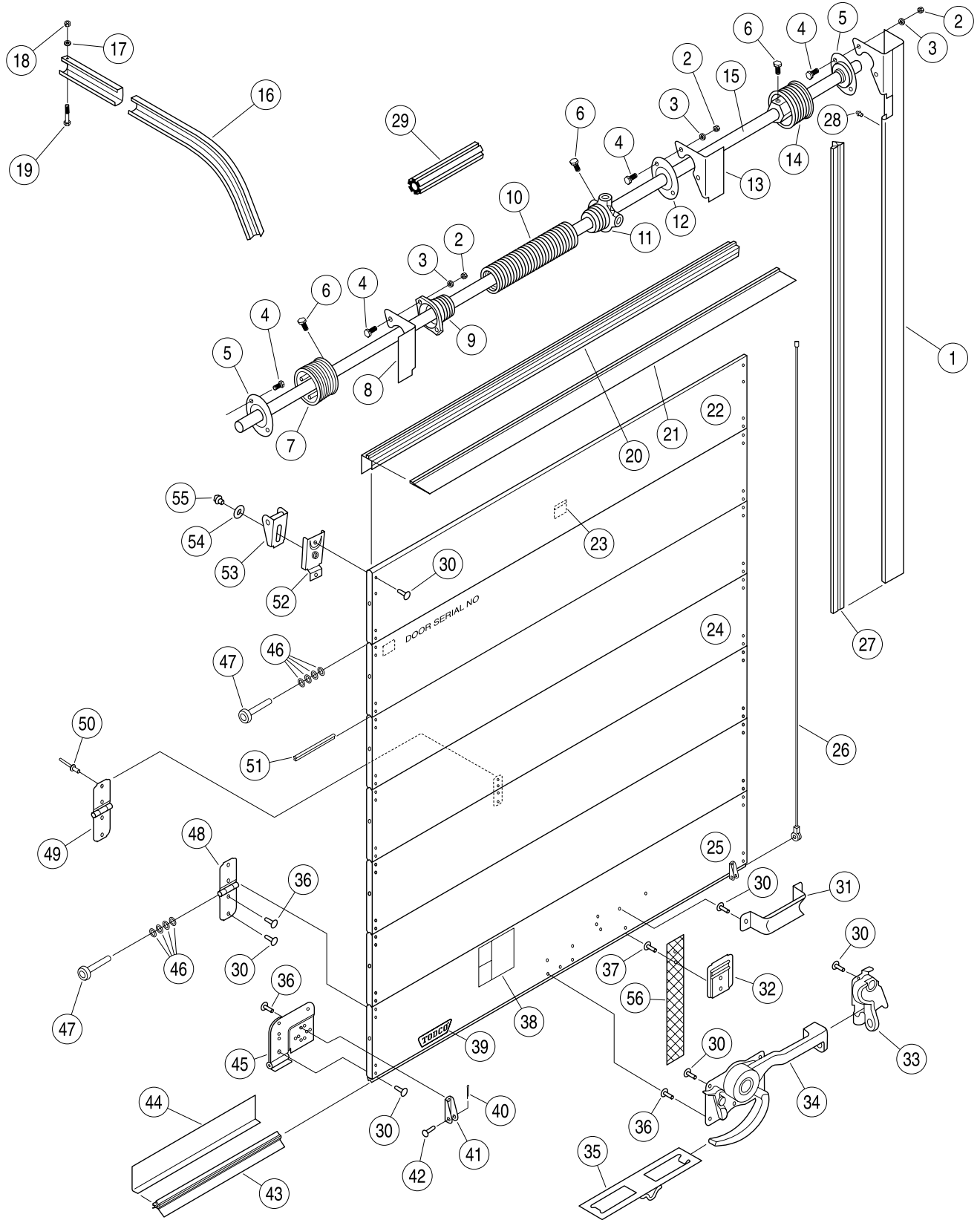


## 3/4" DRY FREIGHT

Item	Part Number	Description
1	49014-1	VERTICAL TRACK ASSEMBLY - L.H. (C/S)
	49014-2	VERTICAL TRACK ASSEMBLY - R.H. (R/S)
2	80352-518	HEX NUT - 5/16" NC
3	80322-319	LOCK WASHER - 5/16"
4	89186-3	HEX HEAD BOLT - 5/16" NC X 7/8"
5	51038	BEARING ASSEMBLY
6	80300-2414	HEX HEAD SET SCREW - 3/8" NC X 7/8"
7	59129-2	CABLE DRUM (ALUM)- R.H. (R/S) TO 105" DR. HGT.
	59157-4	CABLE DRUM (ALUM)- R.H. (R/S) 105" TO 120" DR. HGT.
8	51036-2	SPRING ANCHOR BRACKET
9	51043	SPRING ANCHOR PLUG 1-3/4" I.D. SPRING
	59024	SPRING ANCHOR PLUG 2-1/2" I.D. SPRING
10	51042	SPRING - 1-3/4" I.D.
	59031	SPRING - 2-1/2" I.D.
11	59158	SPRING WINDING PLUG 1-3/4" I.D. SPRING
	59159	SPRING WINDING PLUG 2-1/2" I.D. SPRING
12	59083	BEARING ASSEMBLY - SUPPORT BRACKET
13	51036-1	SUPPORT BRACKET - L.H. (C/S)
14	59129-1	CABLE DRUM - (ALUM) L.H. (C/S) TO 105" DOOR HGT.
	59157-3	CABLE DRUM - (ALUM) L.H. (C/S) 105" TO 120" DR. HGT.
15	59290	COUNTERBALANCE SHAFT
16	49702-1	HORIZONTAL TRACK - L.H. (C/S)
	49702-2	HORIZONTAL TRACK - R.H. (R/S)
17	80322-255	LOCK WASHER - 1/4" NC
18	80352-420	HEX NUT - 1/4" NC
19	80105-414	HEX HEAD BOLT - 1/4" NC X 1-3/4"
20	89100-2	DRIVE RIVET 3/16" DIA. X 15/32" LG.
21	70001	HEAD SEAL ASSEMBLY (PANEL MOUNTED)
22	69790	RETAINER - HEAD SEAL (PANEL MOUNTED)
23	69718	HEAD SEAL (PANEL MOUNTED)
24	70319	WARNING STICKER - COUNTERBALANCE
25	60770	HEAD SEAL ASSEMBLY (HEADER MOUNTED)
26	61403	RETAINER - HEAD SEAL (HEADER MOUNTED)
27	61402	HEAD SEAL (HEADER MOUNTED)
28	29013	TOP PANEL - TOUGHShell NO HARDWARE
	29017	TOP PANEL - ALUMINUM COVERED NO HARDWARE
29	29014	INTERMEDIATE PANEL - TOUGHShell COATED - NO HARDWARE
	29018	INTERMEDIATE PANEL - ALUMINUM COVERED - NO HARDWARE
30	29016	BOTTOM PANEL - TOUGHShell COATED
	29020	BOTTOM PANEL - ALUMINUM COVERED

Item	Part Number	Description
31	51044	CABLE ASSEMBLY - 110" LG. - TO 100" DOOR HEIGHT
	59004	CABLE ASSEMBLY - 115" LG. 100" TO 105" DOOR HEIGHT
	59003	CABLE ASSEMBLY - 130" LG. 105" TO 120" DOOR HEIGHT
32	61390	SIDE SEAL - PAIR
33	89210-0032	RIVET - 1" LG.
34	61401	LIFT HANDLE
35	69832	PULL STRAP RETAINER
36	80844-1408	PULL STRAP - 30" STRAIGHT STANDARD (44" LG.)
37	69572	KEEPER ASSEMBLY
38	69571	MAXIMUM SECURITY LOCK ASSEMBLY - STANDARD
	70223	MAXIMUM SECURITY LOCK ASSEMBLY - OFFSET LEVER ARM
39	89210-0036	RIVET - 1-1/8" LG.
40	70093	CATCH BOX
41	89210-0044	RIVET - 1-3/8" LG.
42	70318	WARNING STICKER - SAFETY NOTICE
43	69793	NAME PLATE
44	80401-316	COTTER PIN - 3/32" DIA.
45	61204	CABLE ANCHOR BRACKET
46	61026	CABLE ANCHOR PIN
47	80840	BOTTOM SEAL
48	61191	BOTTOM ANGLE
49	61352	BOTTOM FIXTURE
50	61174	ROLLER
51	80020	SPACER WASHER-ROLLER
52	80015-0040	STEP BOLT - 1/4" NC X 1-1/4"
53	69035	END HINGE
54	61196	CENTER HINGE
55	69432	BASE - ADJUSTABLE TOP FIXTURE
56	69431	SLIDE - ADJUSTABLE TOP FIXTURE
57	80302-2436	FLATWASHER - 3/8"
58	89049	E-LOK BOLT - 3/8" NC
59	59092	FILLER PLUG - 2-1/2" I.D. SPRING
60	89100-1	DRIVE RIVET - 3/16" DIA. X 9/32" LG.

### 1 1/8" POLARGUARD

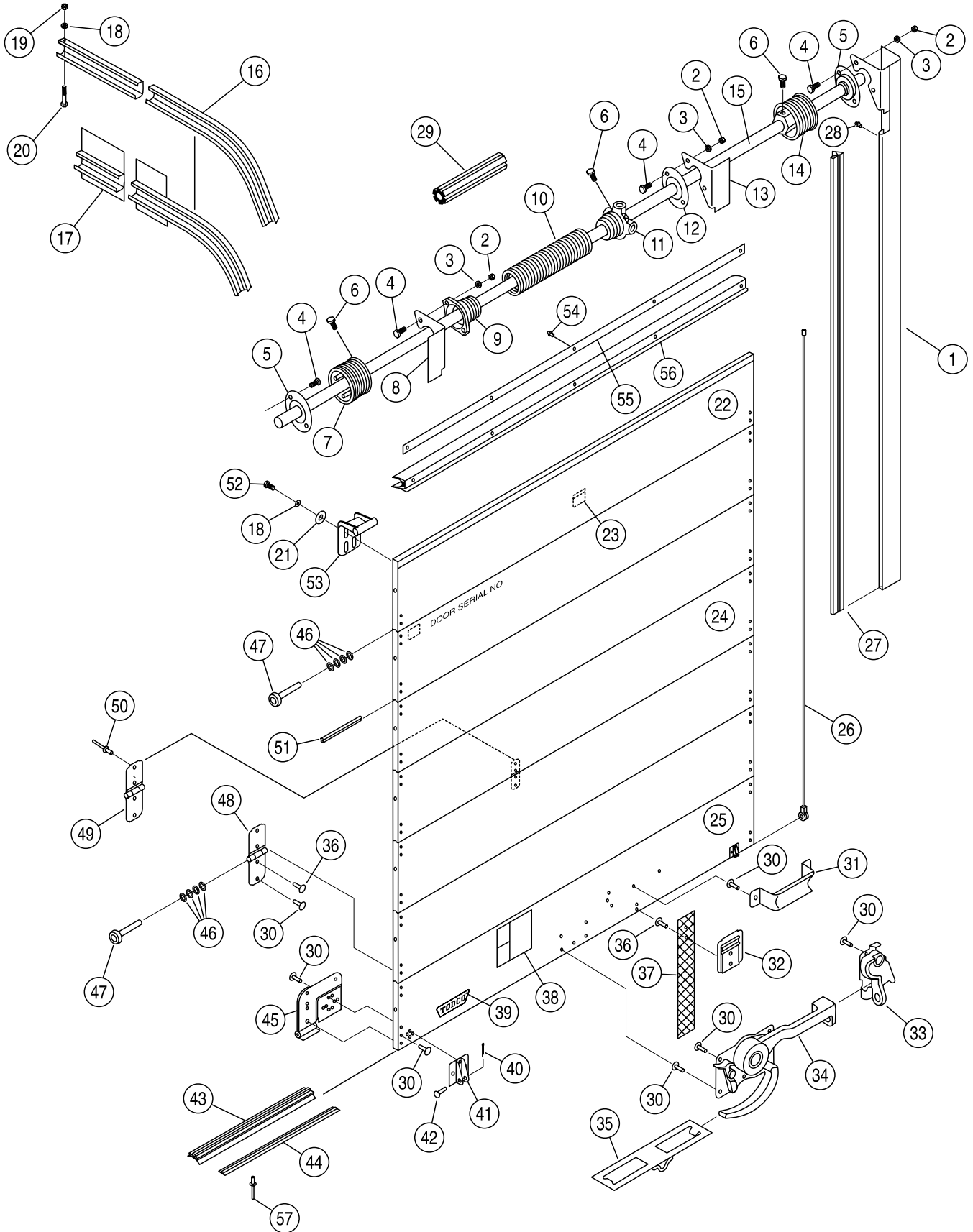


## 1 1/8" POLARGUARD

Item	Part Number	Description
1	49593-1	VERTICAL TRACK ASSEMBLY-L.H. (C/S)
	49593-2	VERTICAL TRACK ASSEMBLY-R.H. (R/S)
2	80352-518	HEX NUT - 5/16" NC
3	80322-319	LOCK WASHER - 5/16"
4	89186-3	HEX HEAD BOLT - 5/16" NC X 7/8"
5	51038	BEARING ASSEMBLY
6	80300-2414	HEX HEAD SET SCREW 3/8" NC X 7/8"
7	59129-2	CABLE DRUM (ALUM) - R.H. (R/S) TO 105" DR. HGT.
	59157-4	CABLE DRUM (ALUM) - R.H. (R/S) 105" TO 120" DR. HGT.
8	51036-2	SPRING ANCHOR BRACKET
9	51043	SPRING ANCHOR PLUG 1-3/4" I.D. SPRING
	59024	SPRING ANCHOR PLUG 2-1/2" I.D. SPRING
10	51042	SPRING- 1-3/4" I.D.
	59031	SPRING- 2-1/2" I.D.
11	59158	SPRING WINDING PLUG 1-3/4" I.D. SPRING
	59159	SPRING WINDING PLUG 2-1/2" I.D. SPRING
12	59083	BEARING ASSEMBLY SUPPORT BRACKET
13	51036-1	SUPPORT BRACKET -L.H. - (C/S)
14	59129-1	CABLE DRUM (ALUM) - L.H. (C/S) TO 105" DOOR HGT.
	59157-3	CABLE DRUM (ALUM) - L.H. (C/S) 105" TO 120" DR. HGT.
15	59290	COUNTERBALANCE SHAFT
16	49702-1	HORIZONTAL TRACK - L.H. (C/S)
	49702-2	HORIZONTAL TRACK - R.H. (R/S)
17	80322-255	LOCK WASHER - 1/4" NC
18	80352-420	HEX NUT - 1/4" NC
19	80105-414	HEX HEAD BOLT - 1/4" NC X 1-3/4"
20	70083	TOP CAP
21	69718	HEAD SEAL - PANEL MOUNTED
22	29652	TOP PANEL W/ TOP CAP (SPECIFY PANEL HEIGHT & WIDTH)
23	70319	WARNING STICKER - C/B
24	29650	INTERMEDIATE PANEL - 11" (SPECIFY PANEL LENGTH)
	29651	INTERMEDIATE PANEL - 15" (SPECIFY PANEL LENGTH)
25	29640	BOTTOM PANEL - 11" (WITH HARDWARE, NO LOCK)
	29641	BOTTOM PANEL - 15" (WITH HARDWARE, NO LOCK)
	29641	BOTTOM PANEL - 15" (WITH HARDWARE, NO LOCK)
26	51044	CABLE ASSEMBLY - 110" LONG (TO 100" DOOR HEIGHT)

Item	Part Number	Description
26	59004	CABLE ASSEMBLY - 115" LONG (100" TO 105" DOOR HEIGHT)
	59003	CABLE ASSEMBLY -130" LONG (105" TO 120" DOOR HEIGHT)
27	61390	SIDE SEAL - PAIR
28	89100-1	DR. RIVET 3/16" DIA. X 9/32" LONG
29	59092	FILLER PLUG - 2-1/2" I.D. SPRING
30	89291-0044	RIVET - 1-3/8" S/S
	80015-0052	STEP BOLT -1/4" NC X 1-5/8" LG.
31	61401	LIFT HANDLE
32	69832	PULL STRAP RETAINER
33	69572	KEEPER ASSEMBLY
34	69571	MAXIMUM SECURITY LOCK - STD.
	70223	MAXIMUM SECURITY LOCK ASSEMBLY OFFSET LEVER ARM
35	70093	CATCH BOX
36	89291-0048	RIVET 1-1/2" S/S
37	89291-0052	RIVET 1-5/8" S/S
38	70318	WARNING STICKER - SAFETY NOTICE
39	69793	NAME PLATE
40	80401-316	COTTER PIN - 3/32" DIA.
41	61204	CABLE ANCHOR BRACKET
42	61026	CABLE ANCHOR PIN
43	70084	BOTTOM SEAL
44	69110	BOTTOM ANGLE
45	70082-2	BOTTOM FIXTURE - R.H. (R/S)
	70082-1	BOTTOM FIXTURE - L.H. (C/S)
46	80020	SPACE WASHER - ROLLER
47	69162	ROLLER - SEALED
48	69035	END HINGE
49	61196	CENTER HINGE
50	89113-1	BLIND RIVET-1/4" DIA. X 1/4" GRIP
51	69989	JOINT SEAL
52	69432	BASE - ADJUSTABLE TOP FIXTURE
53	69431	SLIDE - ADJUSTABLE TOP FIXTURE
54	80302-2436	FLATWASHER - 3/8"
55	89049	E-LOK BOLT -3/8" NC
56	80844-1408	PULL STRAP - 30" STRAIGHT STANDARD - (44" LG.)

### 2 1/2" POLARGUARD



## 2 1/2" POLARGUARD

Item	Part Number	Description
1	49312-1	VERTICAL TRACK ASSEMBLY L.H. (C/S)
	49312-2	VERTICAL TRACK ASSEMBLY R.H. (R/S)
2	80352-518	HEX NUT - 5/16" NC
3	80322-319	LOCK WASHER - 5/16"
4	89186-3	HEX HEAD BOLT - 5/16" NC X 7/8"
5	51038	BEARING ASSEMBLY
6	80300-2414	HEX HEAD SET SCREW 3/8" NC X 7/8"
7	59129-2	CABLE DRUM (ALUM) - R.H. (R/S) TO 105" DOOR HGT.
	59157-4	CABLE DRUM (ALUM) - R.H. (R/S) 105" TO 120" DR. HGT.
8	51036-2	SPRING ANCHOR BRACKET
9	51043	SPRING ANCHOR PLUG 1-3/4" I.D. SPRING
	59024	SPRING ANCHOR PLUG 2-1/2" I.D. SPRING
10	51042	SPRING - 1-3/4" I.D.
	59031	SPRING - 2-1/2" I.D.
11	59158	SPRING WINDING PLUG 1-3/4" I.D. SPRING
	59159	SPRING WINDING PLUG 2-1/2" I.D. SPRING
12	59083	BEARING ASSEMBLY SUPPORT BRACKET
13	51036-1	SUPPORT BRACKET L.H. (C/S)
14	59129-1	CABLE DRUM (ALUM) - L.H. (C/S) TO 105" DR. HGT.
	59157-3	CABLE DRUM (ALUM) - L.H. (C/S) 105" TO 120" DR. HGT.
15	59290	COUNTERBALANCE SHAFT
16	49702-1	HORIZONTAL TRACK - UPPER L.H. (C/S)
	49702-2	HORIZONTAL TRACK - UPPER R.H. (R/S)
17	49101-1	HORIZONTAL TRACK LOWER L.H. (C/S)
	49101-2	HORIZONTAL TRACK LOWER L.H. (R/S)
18	80322-255	LOCK WASHER - 1/4" NC
19	80352-420	HEX NUT - 1/4" NC
20	80105-414	HEX HEAD BOLT - 1/4" NC X 1-3/4"
21	80302-1720	FLATWASHER - 1/4" DIAMETER
22	29558	TOP PANEL W/ TOP CAP (SPECIFY PANEL HEIGHT & WIDTH)
23	70319	WARNING STICKER - C/B
24	29556	INTERMEDIATE PANEL - 12" (SPECIFY PANEL LENGTH)
	29557	INTERMEDIATE PANEL - 15" (SPECIFY PANEL LENGTH)
25	29575-12	BOTTOM PANEL - 12" (WITH HARDWARE, NO LOCK)
	29575-15	BOTTOM PANEL - 15" (WITH HARDWARE, NO LOCK)

Item	Part Number	Description
26	51044	CABLE ASSEMBLY - 110" LONG (TO 100" DOOR HEIGHT)
	59004	CABLE ASSEMBLY - 115" LONG (100" TO 105" DOOR HEIGHT)
	59003	CABLE ASSEMBLY - 130" LONG (105" TO 120" DOOR HEIGHT)
27	61390	SIDE SEAL - PAIR
28	89100-1	DRIVE RIVET - 3/16" DIA. X 9/32" LG.
29	59092	FILLER PLUG - 2-1/2" I.D. SPRING
30	89210-0090	RIVET - 2-13/16" S/S
	80015-0096	STEP BOLT - 1/4" NC X 3" LG.
31	61401	LIFT HANDLE
32	69832	PULL STRAP RETAINER
33	69572	KEEPER ASSEMBLY
34	69571	MAXIMUM SECURITY LOCK ASSEMBLY - STANDARD
	70223	MAXIMUM SECURITY LOCK ASSEMBLY - OFFSET LEVER ARM
35	70093	CATCH BOX
36	89291-0092	RIVET - 2 - 7/8" S/S
37	80844-1408	PULL STRAP - 30" STRAIGHT STANDARD - (44" LG.)
38	70318	WARNING STICKER - SAFETY NOTICE
39	69793	NAME PLATE
40	80401-316	COTTER PIN - 3/32" DIAMETER
41	59193	CABLE ANCHOR BRACKET
42	61026	CABLE ANCHOR PIN
43	69987	BOTTOM SEAL
44	69988	BOTTOM SEAL RETAINER
45	69986-2	BOTTOM FIXTURE - R.H. (R/S)
	69986-1	BOTTOM FIXTURE - L.H. (C/S)
46	80020	SPACE WASHER-ROLLER
47	69162	ROLLER - SEALED
48	69035	END HINGE
49	61196	CENTER HINGE
50	89113-1	BLIND RIVET - 1/4" DIA. X 1/4" GRIP
51	69989	JOINT SEAL
52	80105-408	HEX HEAD BOLT - 1/4" NC X 1"
53	69265	TOP FIXTURE
54	89100-2	DRIVE RIVET - 3/16" DIA. X 15/32" LG.
55	61403	RETAINER-HEAD SEAL
56	70135	HEAD SEAL
57	89271-1	BLIND RIVET - 1/4" DIA X 1" GRIP

## TOP SEALS



Part Number	Description
61402	TOP SEAL 96"



Part Number	Description
69770-3072	TOP SEAL 96"



Part Number	Description
70001	SEAL W/ RETAINER 98"



Part Number	Description
69718-3136	TOP SEAL 98"

## SIDE SEALS



Part Number	Description
70338	PUSH-IN 108"



Part Number	Description
70131	SIDE SEAL 2-LIP 110"
70131-3072	SIDE SEAL 2-LIP 96"



Part Number	Description
61390-3456	SIDE SEAL 108"



Part Number	Description
69922	SIDE SEAL 110"

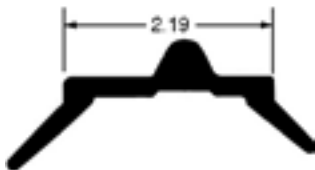


Part Number	Description
69840	SIDE SEAL 110" LONG LIP

## BOTTOM SEALS



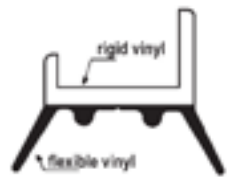
Part Number	Description
80840-7500	SEAL 75' ROLL



Part Number	Description
69987	BOTTOM SEAL 96"



Part Number	Description
70084-3072	BOTTOM SEAL 98"



Part Number	Description
70337	QUICK CHANGE BOTTOM SEAL 97.38"



**TODCO ROLL-UP DOOR PANELS 3/4"**


INTERMEDIATE PANELS PLASTIC COATED		
Part Number	Size	Color
29014-11.5X98	11.5" X 98"	PRIMED
29014-11X98	11" X 98"	
29014-11X98PPW		
29014-12X98	12" X 98"	PRIMED
29014-12X98PPW		PAINTED WHITE
29014-13X98	13" X 98"	PRIMED
29014-15X98	15" X 98"	
29014-15X98PPW		
29014-18X98	18" X 98"	PRIMED
INTERMEDIATE PANELS TOUGH SHELL FINISH		
29889-16X95.56ABF	16" X 95.56"	ABF GRAY
29889-16X96.38ABF	16" X 96.38"	
INTERMEDIATE PANELS ALUMINUM CLAD		
29018-11X98	11" X 98"	PAINTED WHITE
29018-12X98	12" X 98"	
29018-13X98	13" X 98"	
29018-15X98	15" X 98"	
BOTTOM PANELS W/ HARDWARE (NO LOCK)		
Part Number	Size	Color
29016-1-11X98	11" X 98"	PRIMED
29016-1-11X98PPW		PAINTED WHITE
29016-1-12X98	12" X 98"	PRIMED
29016-1-12X98PPW		PAINTED WHITE

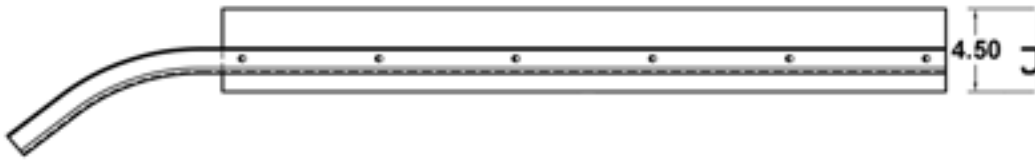
BOTTOM PANELS W/ HARDWARE (NO LOCK)		
Part Number	Size	Color
29016-1-13X98	13" X 98"	PRIMED
29016-1-15X98	15" X 98"	
29016-1-15X98PPW		PAINTED WHITE
29016-1-16X98	16" X 98"	PRIMED
BOTTOM PANELS TOUGH SHELL FINISH W/ HARDWARE (NO LOCK)		
29890-1-16X95.56	16" X 95.56"	ABF GRAY
29890-1-16X96.38	16" X 96.38"	
BOTTOM PANEL TOUGH SHELL FINISH W/ BOTTOM FIXTURES & SEAL ONLY		
29890-16X96.38	16" X 96.38"	ABF GRAY
BOTTOM PANELS TOUGH SHELL FINISH COMPLETE W/ HARDWARE & LOCK		
29890-2-16X95.56	16" X 95.56"	ABF GRAY
29890-2-16X96.38	16" X 96.38"	
BOTTOM PANELS ALUMINUM CLAD W/ BOTTOM FIXTURES & SEAL ONLY		
29020-11X98	11" X 98"	PAINTED WHITE
29020-12X98	12" X 98"	
29020-13X98	13" X 98"	
29020-15X98	15" X 98"	

**TODCO POLAR GUARD DOOR PANELS UNIVERSAL STYLE**

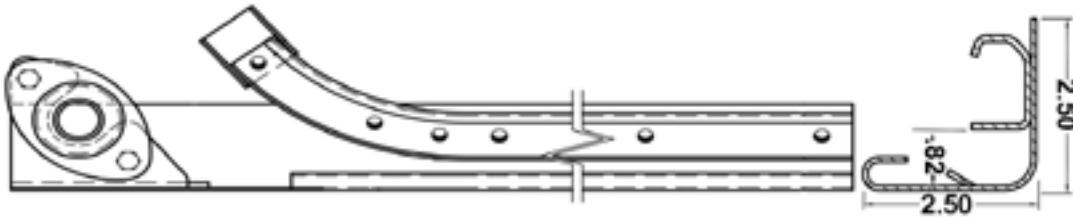

INTERMEDIATE PANELS			
Part Number	Size	Thickness	Color
29937-12X98INT	12" X 98"	2-1/2"	PAINTED WHITE
29937-15X98INT	15" X 98"		
29938-11X98INT	11" X 98"	1-1/8"	
29938-15X98INT	15" X 98"	1-1/8"	
29557-15X98		2-1/2"	
29650-11X98	11" X 98"	1-1/8"	
29651-15X98	15" X 98"	1-1/8"	
29651-15X98PPW			
BOTTOM PANELS W/ HARDWARE (NO LOCK)			
29937-12X98BTM	12" X 98"	2-1/2"	PAINTED WHITE
29937-15X98BTM	15" X 98"		
29938-15X98BTM	15" X 98"	1-1/8"	

BOTTOM PANELS W/ HARDWARE (LOCK & KEEPER LOOSE)			
Part Number	Size	Thickness	Color
29555-12X98	12" X 98"	2-1/2"	PAINTED WHITE
29555-15X98	15" X 98"		
29640-11X98	11" X 98"	1-1/8"	
29641-15X98	15" X 98"		
TOP PANELS W/ TOP CAP & HEAD SEAL			
29558-12X98	12" X 98"	2-1/2"	PAINTED WHITE
29558-15X98	15" X 98"		
29652-11X98	11" X 98"	1-1/8"	
29652-15X98	15" X 98"		

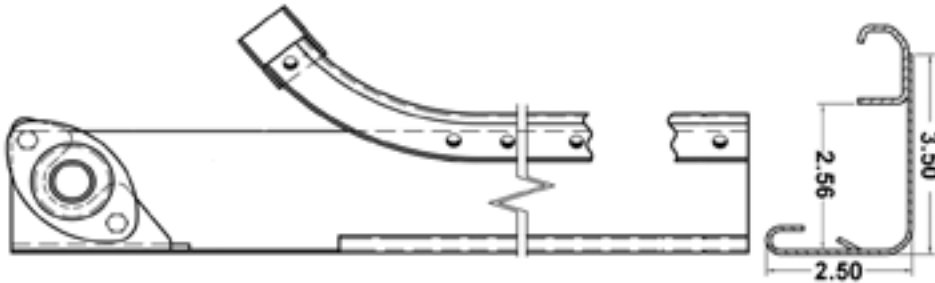
### TODCO TRACK



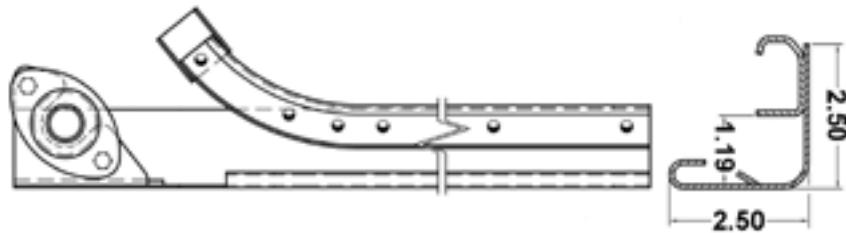
Part Number	Description
49101-1	HORIZONTAL TRACK 10"R LOWER C/S 2-1/2" POLARGUARD 129"
49101-2	HORIZONTAL TRACK 10"R LOWER R/S 2-1/2" POLARGUARD 129"



Part Number	Description
49014-1	VERTICAL TRACK W/ ANGLE 118-3/4" C/S DRY FREIGHT
49014-2	VERTICAL TRACK W/ ANGLE 118-3/4" R/S DRY FREIGHT



Part Number	Description
49312.100	VERTICAL TRACK C/S 2-1/2" POLAR GUARD UP TO 100" OPENING
49312.200	VERTICAL TRACK R/S 2-1/2" POLAR GUARD UP TO 100" OPENING



Part Number	Description
49593.100	VERTICAL TRACK C/S 1-1/8" POLAR GUARD UP TO 110" OPENING
49593.200	VERTICAL TRACK R/S 1-1/8" POLAR GUARD UP TO 110" OPENING

## TODCO TRACK & BALANCERS



### USED ON DRY FREIGHT & 1-1/8" POLAR GUARD DOORS

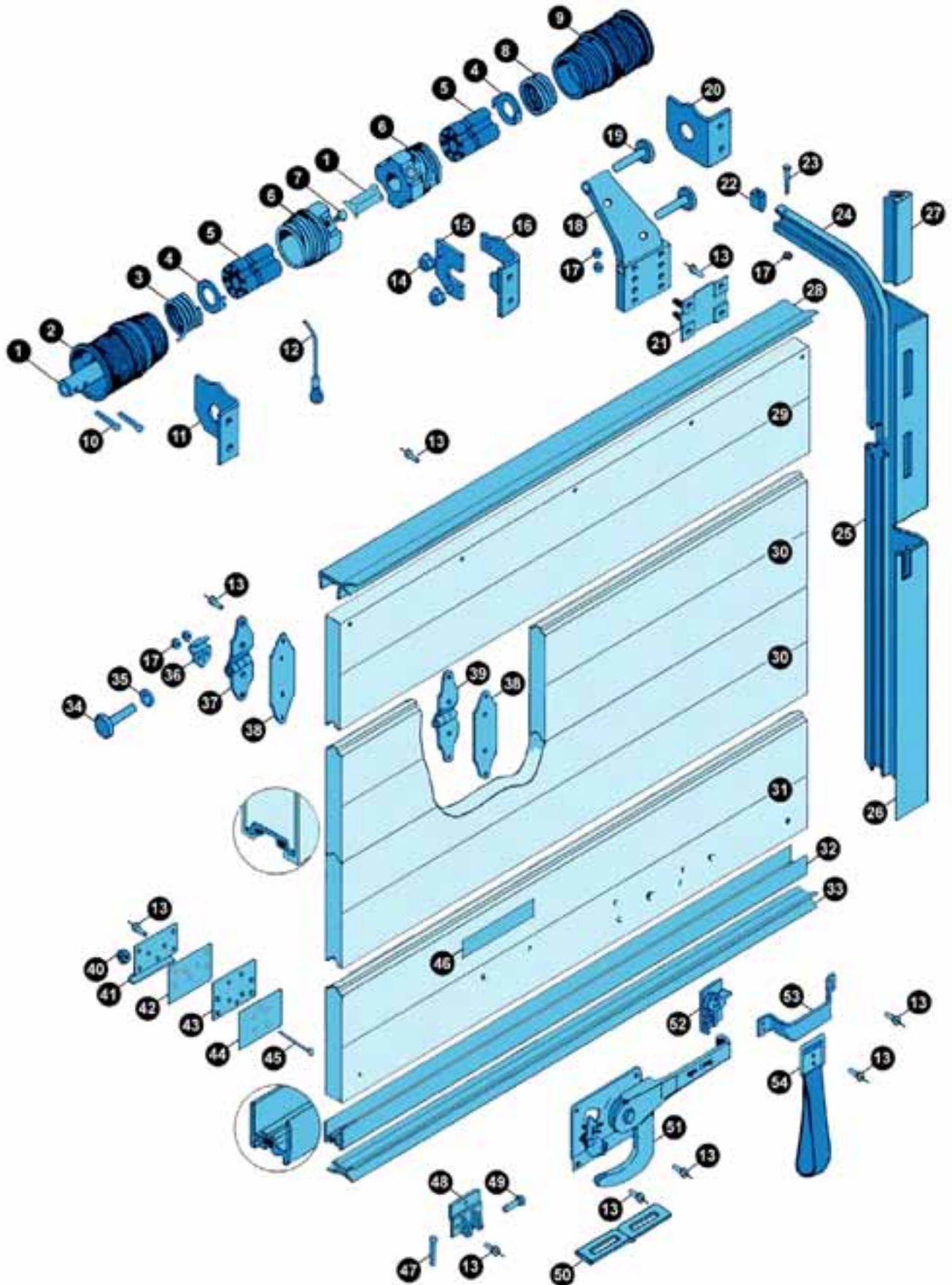
Part Number	Description
49702-1	HORIZONTAL TRACK C/S UP TO 112" OPENING
49702-2	HORIZONTAL TRACK R/S UP TO 112" OPENING



### BALANCER ASSEMBLIES

Part Number	Description
59209-0	.262" X 60" SPRING 98" SHAFT
59220-0357	SHALLOW HEADER 96" SHAFT
59292	.243" X 57" SPRING 96" SHAFT
59293-0357	EXTERNAL DRUM 96" SHAFT
51037-96	BALANCER SHAFT ONLY 96"

**2 1/8" COLDSAVER DOOR**

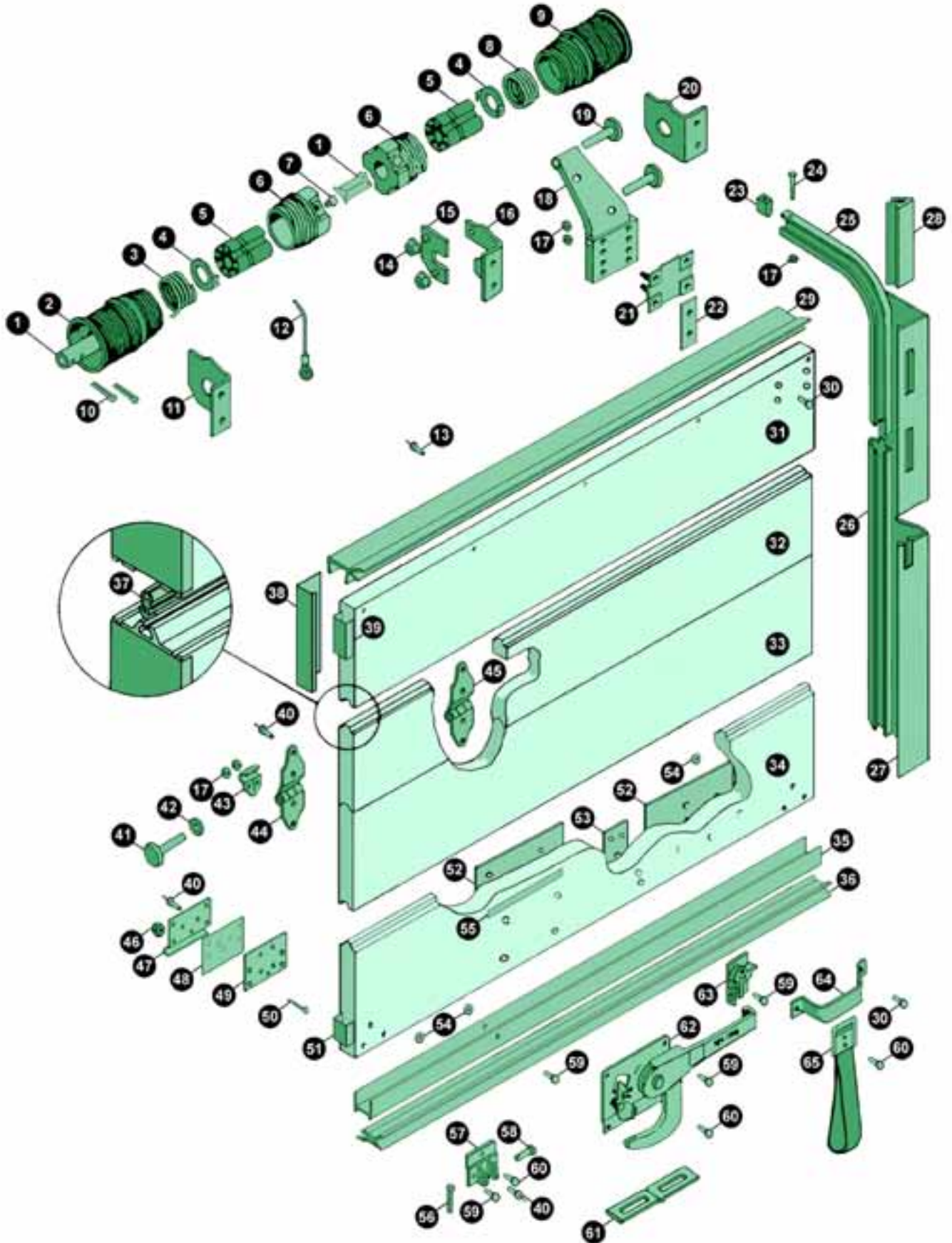


## 2 1/8" COLDSAVER DOOR

Item	Part Number	Description
--	5600	BOTTOM ROLLER BRACKET ASSEMBLY COMPLETE #41, 42 & 43
--	1209A	ROLLER HINGE COMPLETE #17, 36 & 37
--	2376-182	BALANCER ASSEMBLY
--	2376-187	BALANCER ASSEMBLY
--	2376-192	BALANCER ASSEMBLY
--	2376-2	BALANCER ASSEMBLY
1	2528	BALANCER SHAFT (FOR #2376, #7176)
2	2547	CABLE DRUM ASSEMBLY - R/S
3	2704	TORSION SPRING - R/S
4	2522	THRUST WASHER
5	2471	SPRING SPACER FOR # 2376 BALANCER
6	2518	WINDING CONE FOR #2376 & #6976 BALANCERS
7	2699	SET SCREW (3/8"-16 X 5/8")
8	2705	TORSION SPRING - C/S
9	2548	CABLE DRUM ASSEMBLY - C/S
10	10-1009-8	COTTER PIN (3/16" X 1 1/2")
11	2524	BALANCER BRACKET - R/S - #2376 BALANCER
12	1	S/S CABLE
13	10-1054-1	1/4" RIVET
14	10-1033-2	TORQUE NUT (5/16" - 18)
15	2526	CLAMP WITH STUDS - CENTER - FOR #2376 & 7176 BALANCERS
16	2525	BALANCER BRACKET - CENTER - #2376 BALANCER
17	10-1022-1	KEPS NUT (1/4" - 20)
18	1336-2	TOP PANEL CLOSURE BRACKET - R/S
	1336-1	TOP PANEL CLOSURE BRACKET - C/S
19	2996	2" STEEL ROLLER - 3"
20	2523	BALANCER BRACKET - C/S - #2376 BALANCER
21	1920	TOP CLOSURE MOUNTING BRACKET
22	83	2" RUBBER TRACK STOP BUMPER
23	10-1010-3	HEX HEAD CAP SCREW (1/4" - 20 X 2 1/2")
24	11-XXXX	2" HORIZONTAL TRACK
25	1031X	2" VERTICAL TRACK
26	1796	MOUNTING ANGLE

Item	Part Number	Description
27	6589	BRUSH SIDE SEAL
	7470	SIDE SEAL
28	5464X96	TOP SEAL - COLDSAVER
29	2239.196	TOP PANEL - COLDSAVER
30	2236	INTERMEDIATE PANEL - COLDSAVER 12 1/2"
	2237	INTERMEDIATE PANEL - COLDSAVER 13 1/2"
	2238	INTERMEDIATE PANEL - COLDSAVER 14 1/2"
31	2235	BOTTOM PANEL 14 1/2" WHITE
32	7144.96	ALUMINUM BOTTOM U-CHANNEL - COLDSAVER
33	7145.96	INSULATED BOTTOM SEAL COLDSAVER
34	3228	2" NYLON ROLLER - 3" SHAFT
35	6	SPACER WASHER
36	1208	ROLLER HINGE COVER CLAMP
37	1207	ROLLER HINGE
38	7953	HINGE GASKET
39	15	CENTER HINGE
40	10-1063-1	SERRATED FLANGE, LOCK NUT (5/16" - 18)
41	5502	BOTTOM ROLLER CLAMP
42	5504	BOTTOM ROLLER WEAR PLATE
43	5509	BOTTOM ROLLER STUD PLATE
44	7952	STUD PLATE GASKET
45	10-1058-5	MACHINE SCREW (5/16"- 18 X 2 3/4") COLDSAVER
46	808	"DO NOT MOVE VEHICLE" - DECAL
47	10-1009-8	COTTER PIN (1/8" X 3/4")
48	5803	CABLE ANCHOR
49	10-1004-1	CLEVIS PIN (5/16" X 1")
50	2804	LATCH PLATE
	2804-1	S/S LATCH PLATE
51	77	OUTSIDE CAM LOCK
52	7515	KEEPER ASSEMBLY - STANDARD FOR # 77 LOCK
53	1715	GRAB HANDLE
54	9723	NYLON PULL DOWN STRAP
	9723W	PULL DOWN STRAP

1 1/2 " TEMPGUARD DOOR

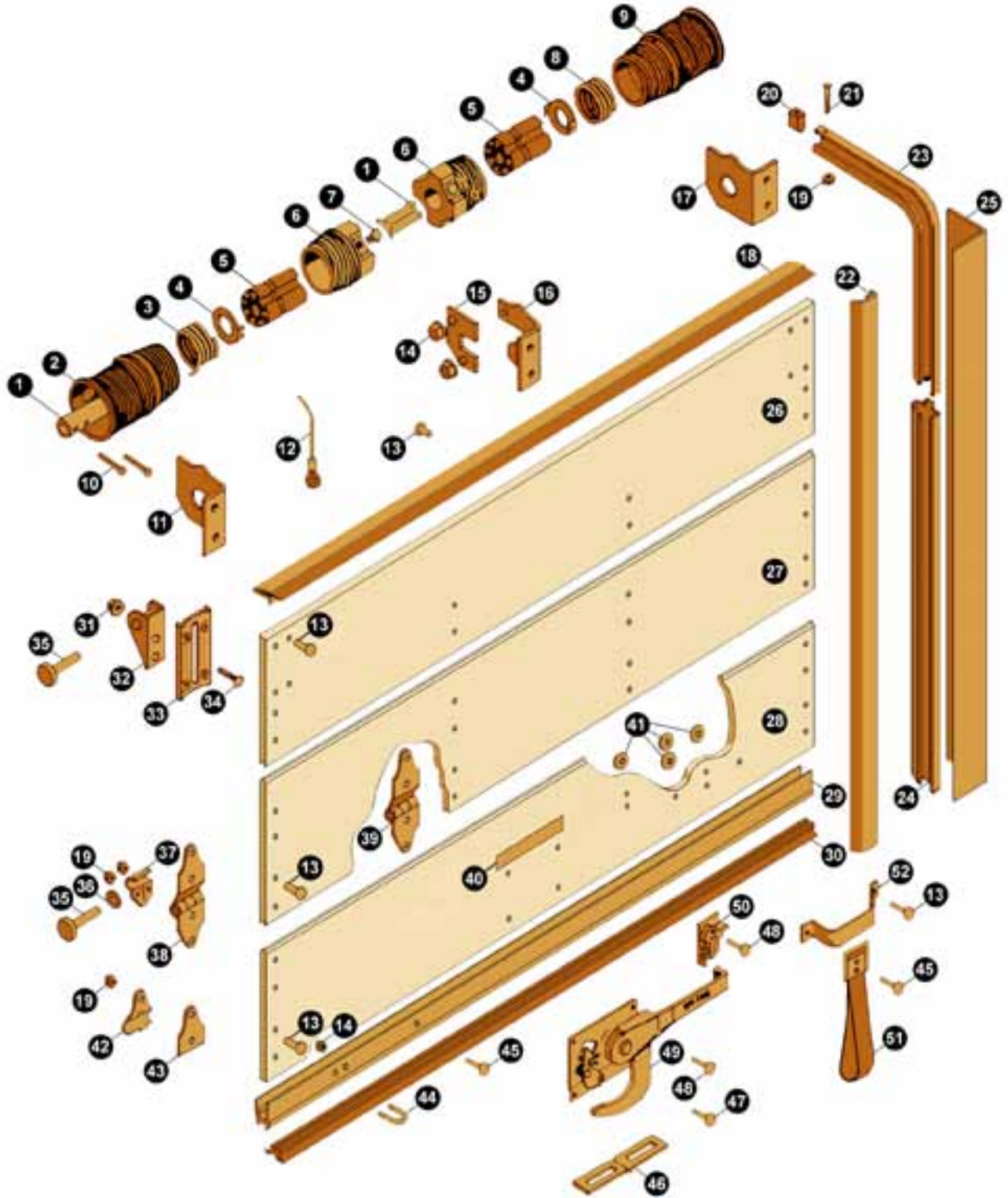


## 1 1/2" TEMPGUARD DOOR

Item	Part Number	Description
--	1209A	ROLLER HINGE COMPLETE #17, 43 & 44
--	2376-177	BALANCER ASSEMBLY
--	2376-182	BALANCER ASSEMBLY
--	2376-187	BALANCER ASSEMBLY
--	2376-192	BALANCER ASSEMBLY
--	2376-2	BALANCER ASSEMBLY
--	7534-1	TOP PANEL W/ TOP SEAL & #21 BRACKETS
--	7544	BOTTOM PANEL NO LOCK 13 5/16"
--	7544-1	BOTTOM PANEL NO LOCK 15 5/16"
--	7545	BOTTOM PANEL COMPLETE 13 5/16"
--	5600	BOTTOM ROLLER BRACKET ASSEMBLY COMPLETE #47, 48 & 49
--	7545-1	BOTTOM PANEL COMPLETE 15 5/16"
--		
1	2528	SHAFT FOR #2376 BALANCER
2	2547	CABLE DRUM ASSEMBLY - R/S
3	2704	TORSION SPRING R/S
4	2522	THRUST WASHER
5	2471	SPRING SPACER FOR # 2376 BALANCER
6	2518	WINDING CONE FOR #2376 & #6976 BALANCERS
7	2699	SET SCREW (3/8"-16 X 5/8")
8	2705	TORSION SPRING C/S
9	2548	CABLE DRUM ASSEMBLY - C/S
10	10-1009-19	COTTER PIN (1/8" X 3/4")
	10-1009-8	COTTER PIN (3/16" X 1 1/2")
11	2524	BALANCER BRACKET - R/S - #2376 BALANCER
12	1	S/S CABLE
13	10-1054-15	1/4" RIVET
14	10-1033-2	TORQUE NUT (5/16" - 18)
15	2526	CLAMP WITH STUDS - CENTER - FOR #2376 & 7176 BALANCERS
16	2525	BALANCER BRACKET - CENTER - #2376 BALANCER
17	10-1022-1	KEPS NUT (1/4" - 20)
18	1336-2	TOP PANEL CLOSURE BRACKET - R/S
	1336-1	TOP PANEL CLOSURE BRACKET - C/S
19	2996	2" STEEL ROLLER - 3" SHAFT ENCLOSED BEARING
20	2523	BALANCER BRACKET - C/S - #2376 BALANCER
21	1920	TOP CLOSURE MOUNTING BRACKET
22	7182-1	TOP BRACKET SPACER SHIM
24	10-1010-3	HEX HEAD CAP SCREW (1/4" - 20 X 2 1/2")
25	11-XXXX	2" HORIZONTAL TRACK

Item	Part Number	Description
26	83	2" RUBBER TRACK STOP BUMPER
	1031X	2" VERTICAL TRACK
27	1796	MOUNTING ANGLE
28	7470	SIDE SEAL FOR INSULATED DOORS
29	5463-96	TOP SEAL - TEMPGUARD
30	10-1002-32	S/S RIVET TEMPGUARD
31	7534	TOP PANEL W/ TOP SEAL ONLY
32	6249	INTERMEDIATE PANEL 13 5/16" WHITE
33	6248	INTERMEDIATE PANEL 15 5/16" WHITE
34	7543	BOTTOM PANEL W/ BOTTOM SEAL ONLY
35	7146X96	ALUMINUM BOTTOM U-CHANNEL TEMPGUARD
36	7147X96	INSULATED BOTTOM SEAL TEMPGUARD
37	2501	SECTION JOINT SEAL - TEMPGUARD
38	5453-1	END CAP 13 5/16" TEMPGUARD
	5453-2	END CAP 15 5/16" TEMPGUARD
39	7420	REINFORCEMENT CHANNELS - TEMPGUARD
40	10-1054-10	MONO BOLT PULL TYPE RIVET
41	3228	2" NYLON ROLLER - 3" SHAFT
42	6	SPACER WASHER
43	1208	ROLLER HINGE COVER CLAMP
44	1207	ROLLER HINGE
45	15	CENTER HINGE
46	10-1063-1	SERRATED FLANGE, LOCK NUT (5/16" - 18)
47	5502	BOTTOM ROLLER CLAMP
48	5504	BOTTOM ROLLER WEAR PLATE
49	5509	BOTTOM ROLLER STUD PLATE
50	10-1058-4	MACHINE SCREW (5/16" - 18 X 2 1/2")
52	7857	REINFORCEMENT PLATE (4" X 8")
53	8809	REINFORCEMENT PLATE, SMALL
54	10-1006-1	FLAT WASHER (1/4" X 3/4") (REPLACES 2338)
55	808	"DO NOT MOVE VEHICLE" - DECAL
57	5803W	CABLE ANCHOR POWDER COATED WHITE - TEMPGUARD
58	10-1004-1	CLEVIS PIN (5/16 X 1) FOR INSULATED DOOR CABLE ANCHOR
59	10-1002-33	S/S RIVET (1/4" X 2") TEMPGUARD
60	10-1002-38	S/S RIVET (1/4" X 2 1/8") TEMPGUARD
61	2804	LATCH PLATE
62	77W	OUTSIDE CAM LOCK
63	7515W	KEEPER ASSEMBLY
64	1715W00	GRAB HANDLE
65	9723W	PULL DOWN STRAP

**3/4" PREMIUM DRY FREIGHT DOOR**



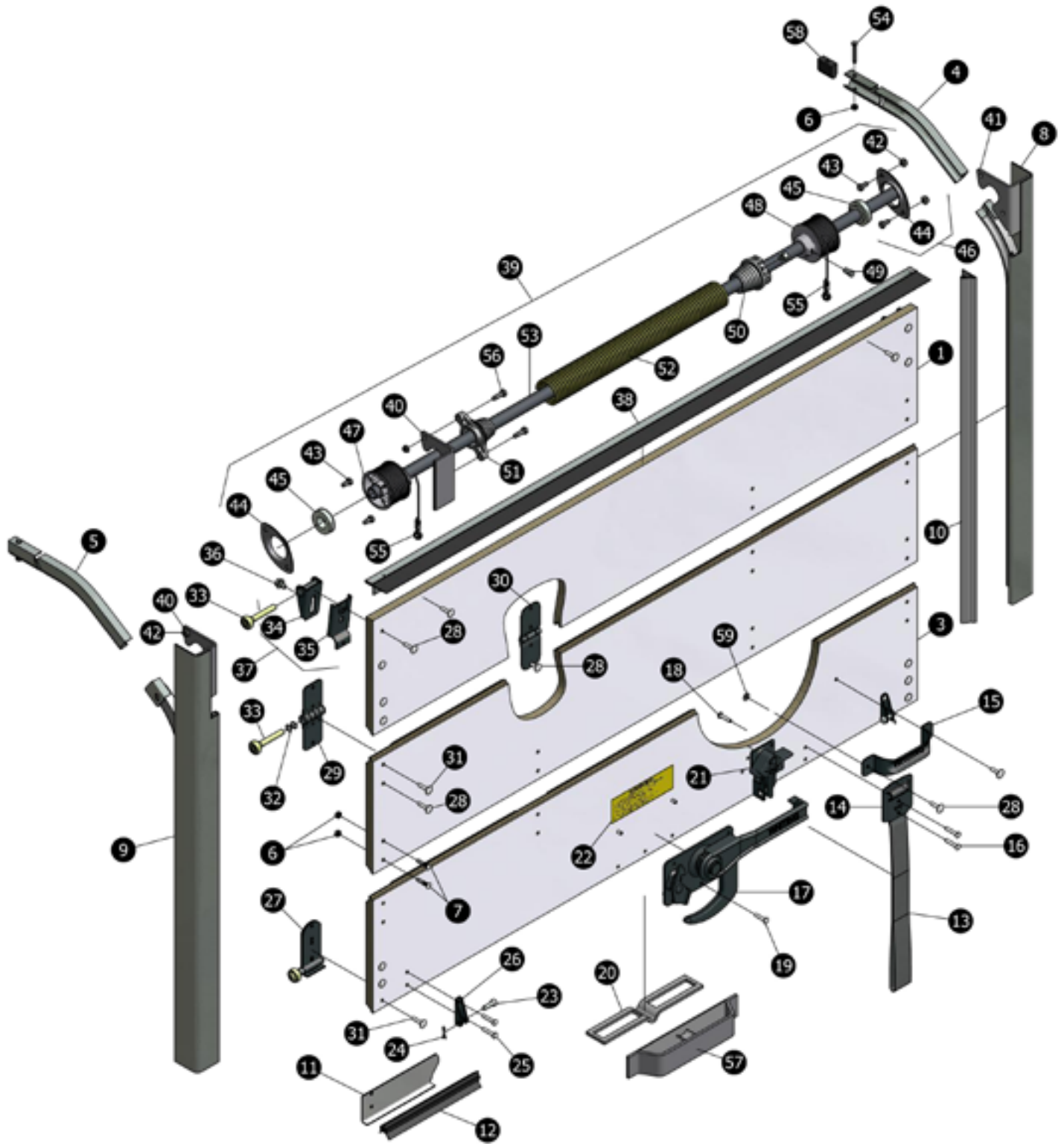


## 3/4" PREMIUM DRY FREIGHT DOOR

Item	Part Number	Description
--	1209A	ROLLER HINGE COMPLETE
--	1371	COMPLETE BOTTOM BRACKET WITH COVER
--	6944	TOP CLOSURE ASSEMBLY COMPLETE
--	2376-177	BALANCER ASSEMBLY
--	2376-182	BALANCER ASSEMBLY
--	2376-187	BALANCER ASSEMBLY
--	2376-192	BALANCER ASSEMBLY
--	2376.2	BALANCER ASSEMBLY
--	5735.96	BOTTOM SEAL
1	2528	SHAFT FOR #2376 BALANCER
2	2547	CABLE DRUM ASSEMBLY - R/S (MOULD MARKING #2901)
3	2704	TORSION SPRING R/S
4	2522	THRUST WASHER
5	2471	SPRING SPACER FOR # 2376 BALANCER
6	2518	WINDING CONE FOR #2376 & #6976 BALANCERS
7	2699	SET SCREW (3/8"-16 X 5/8")
8	2705	TORSION SPRING C/S
9	2548	CABLE DRUM ASSEMBLY - C/S
10	10-1009-8	COTTER PIN
11	2524	BALANCER BRACKET - R/S - #2376 BALANCER
12	1	S/S CABLE
13	10-1002-3	HINGE RIVET-STANDARD (1/4" X 1")
	10-1003-8	STEP BOLT (1/4" - 20 X 1 1/4")
14	10-1033-2	TORQUE NUT (5/16" - 18)
15	2526	CLAMP WITH STUDS - CENTER - FOR #2376 & 7176 BALANCERS
16	2525	BALANCER BRACKET - CENTER - #2376 BALANCER
17	2523	BALANCER BRACKET - C/S - #2376 BALANCER
18	4032.98	TOP SEAL
19	10-1022-1	KEPS NUT (1/4" - 20)
20	83	2" RUBBER TRACK STOP BUMPER
21	10-1010-3	HEX HEAD CAP SCREW (1/4" - 20 X 2 1/2")

Item	Part Number	Description
22	5377	SIDE SEAL (1/2" TRACK SPACING)
23	11-XXXX	2" HORIZONTAL TRACK
24	1031X	2" VERTICAL TRACK
25	61	MOUNTING ANGLE - 2.25" X 2.25"
26	341	TOP PANEL PLASTIC T&G COMPLETE
	342	INTERMEDIATE PANEL PLASTIC T&G
27	345	BOTTOM PANEL PLASTIC T&G
28	8280-96	ALUMINUM BOTTOM U-CHANNEL
29	10-1063-1	SERRATED FLANGE, LOCK NUT (5/16" - 18)
32	6943	TOP CLOSURE SLIDE
33	1264	TOP CLOSURE BASE BRACKET
34	10-1005-9	BOLT FOR TOP CLOSURE BRACKET (5/16" X 5/8")
35	3228	2" NYLON ROLLER - 3" SHAFT
	2996	2" STEEL ROLLER - 3" SHAFT ENCLOSED BEARING
36	6	SPACER WASHER
37	1208	ROLLER HINGE COVER CLAMP
38	1207	ROLLER HINGE
39	15	CENTER HINGE
40	808	"DO NOT MOVE VEHICLE" DECAL
41	10-1006-1	FLAT WASHER (1/4" X 3/4") (REPLACES 2338)
42	1021	BOTTOM ROLLER SHAFT COVER
43	1370	BOTTOM ROLLER STUD PLATE (1 STUD)
44	70.13	U-BOLT 1 1/4" - USED AS CABLE ANCHOR
45	10-1002-11	RIVET-BOTTOM (1/4" X 1 1/8")
47	10-1002-9	RIVET USED ON #70 LOCK (1/4" X 1-5/16")
48	10-1002-36	RIVET (1/4" X 1 1/8") 3/4" HEAD DIAMETER (#77 LOCK & KEEPER)
49	77	OUTSIDE CAM LOCK
50	7515	KEEPER ASSEMBLY - STANDARD FOR # 77 LOCK
51	9723	NYLON PULL DOWN STRAP
	9723W	PULL DOWN STRAP
52	1715	GRAB HANDLE

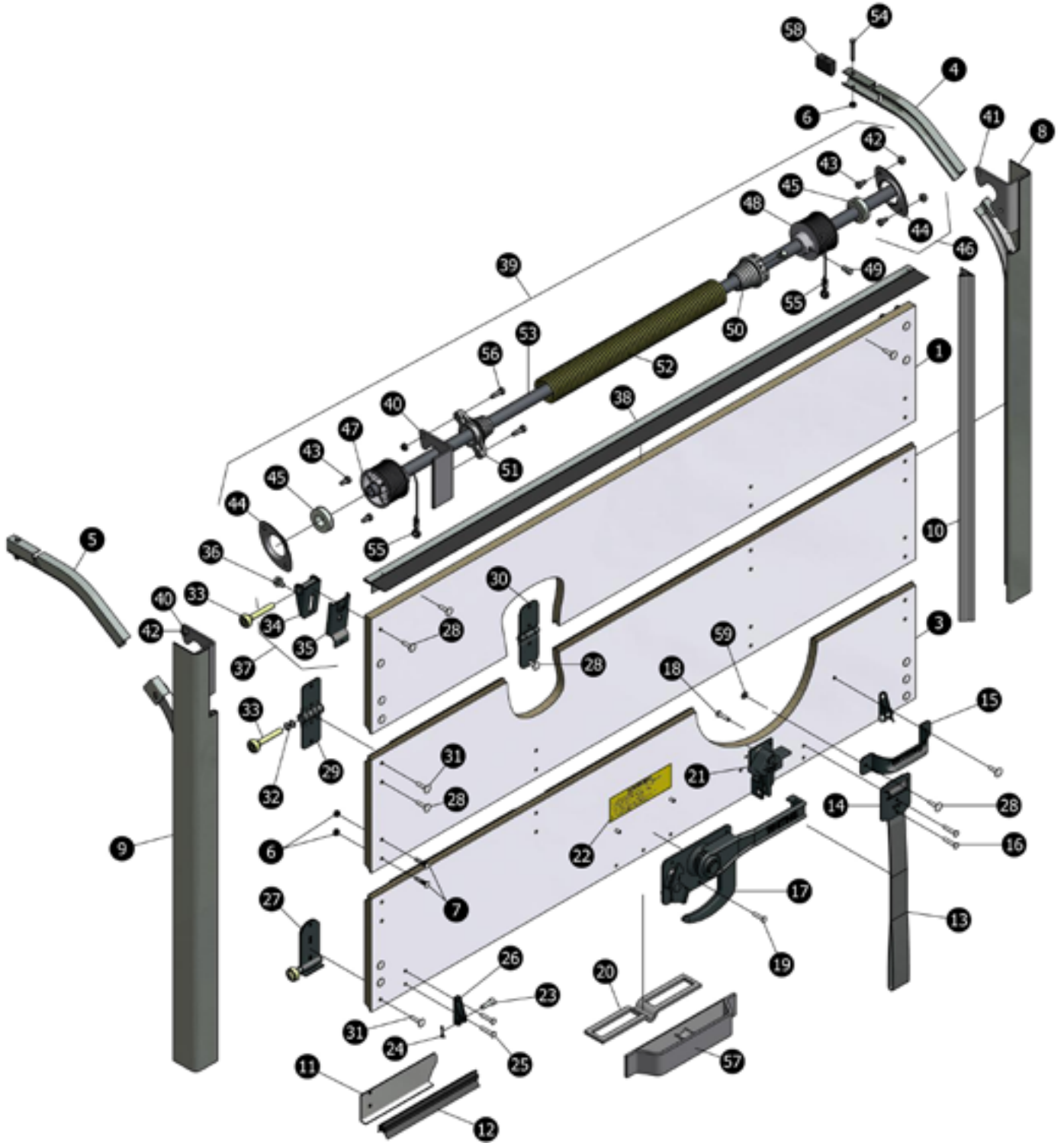
## 3/4" GENERAL PURPOSE DOOR



**3/4" GENERAL PURPOSE DOOR**

Item	Part Number	Description
1	44441-5	TOP PANEL COMPLETE 5 HINGE
	4041	TOP PANEL PLAIN 4 HINGE
	4041-5	TOP PANEL PLAIN 5 HINGE
2	4042	INTERMEDIATE PANEL 4 HINGE
	4042-5	INTERMEDIATE PANEL 5 HINGE
3	4445	BOTTOM PANEL COMPLETE 4 HINGE 4077 LOCK
	4445-5	BOTTOM PANEL COMPLETE 5 HINGE 4077 LOCK
	4043	BOTTOM PANEL 4 HINGE NO LOCK
	4043-5	BOTTOM PANEL 5 HINGE NO LOCK
4	4117	1" HORIZONTAL TRACK 6-11"R 90 DEGREE C/S
	4374	1" HORIZONTAL TRACK 6-6"R 90 DEGREE C/S
	41043	1" HORIZONTAL TRACK 6"R 40 DEGREE C/S
	4055	1" HORIZONTAL TRACK 11"R 40 DEGREE C/S
	4139	1" HORIZONTAL TRACK 11"R 90 DEGREE C/S
	4053	1" HORIZONTAL TRACK 6"R 40 DEGREE C/S
	4093	1" HORIZONTAL TRACK 6"R 90 DEGREE C/S
5	4138	1" HORIZONTAL TRACK 11"R 90 DEGREE R/S
	4116	1" HORIZONTAL TRACK 6-11"R 90 DEGREE R/S
	4343	1" HORIZONTAL TRACK 6-6"R 90 DEGREE R/S
	4054	1" HORIZONTAL TRACK 11"R 40 DEGREE R/S
	4052	1" HORIZONTAL TRACK 6"R 40 DEGREE R/S
	4092	1" HORIZONTAL TRACK 6"R 90 DEGREE R/S
6	10-1022-1	KEPS NUT 1/4"-20
7	10-1003-8	STEP BOLT 1/4"-20 X 1-1/4"
8	4120	#4015 VERTICAL TRACK & #4016 ANGLE C/S
	4046	4057-6"R 50 DEGREE VERT TRACK & 4016 ANGLE C/S
9	4121	#4015 VERTICAL TRACK & #4016 ANGLE R/S
	41034-2	4056-6"R 50 DEGREE VERT TRACK & 4016 ANGLE C/S
10	4019	SIDE SEAL FOR 4016
11	4034	BOTTOM ANGLE SEAL RETAINER
12	3257	BOTTOM SEAL FOR #4034
13	9723	PULL STRAP 19"
	9723-1	PULL STRAP 32"
14	7575	PULL STRAP RETAINER
15	1715	LIFT HANDLE
16	10-1002-9	STEEL RIVET 1/4" X 1-5/16" X 1/2" HEAD
17	4077	CAM LOCK NO KEEPER
	4077-1	CAM LOCK OFFSET CAM NO KEEPER
18	10-1002-42	STEEL RIVET 1/4" X 1-1/16" X 3/4" HEAD
19	10-1002-11	STEEL RIVET 1/4" X 1-1/8" X 1/2" HEAD
20	4021	LATCH PLATE FOR 4077 OR 4077-1
21	7515	HANDLE KEEPER FOR 4077 OR 4077-1
22	232323	"DO NOT MOVE" DECAL
23	10-1004-2	CABLE ANCHOR CLEVIS PIN 1/4" X 7/8"

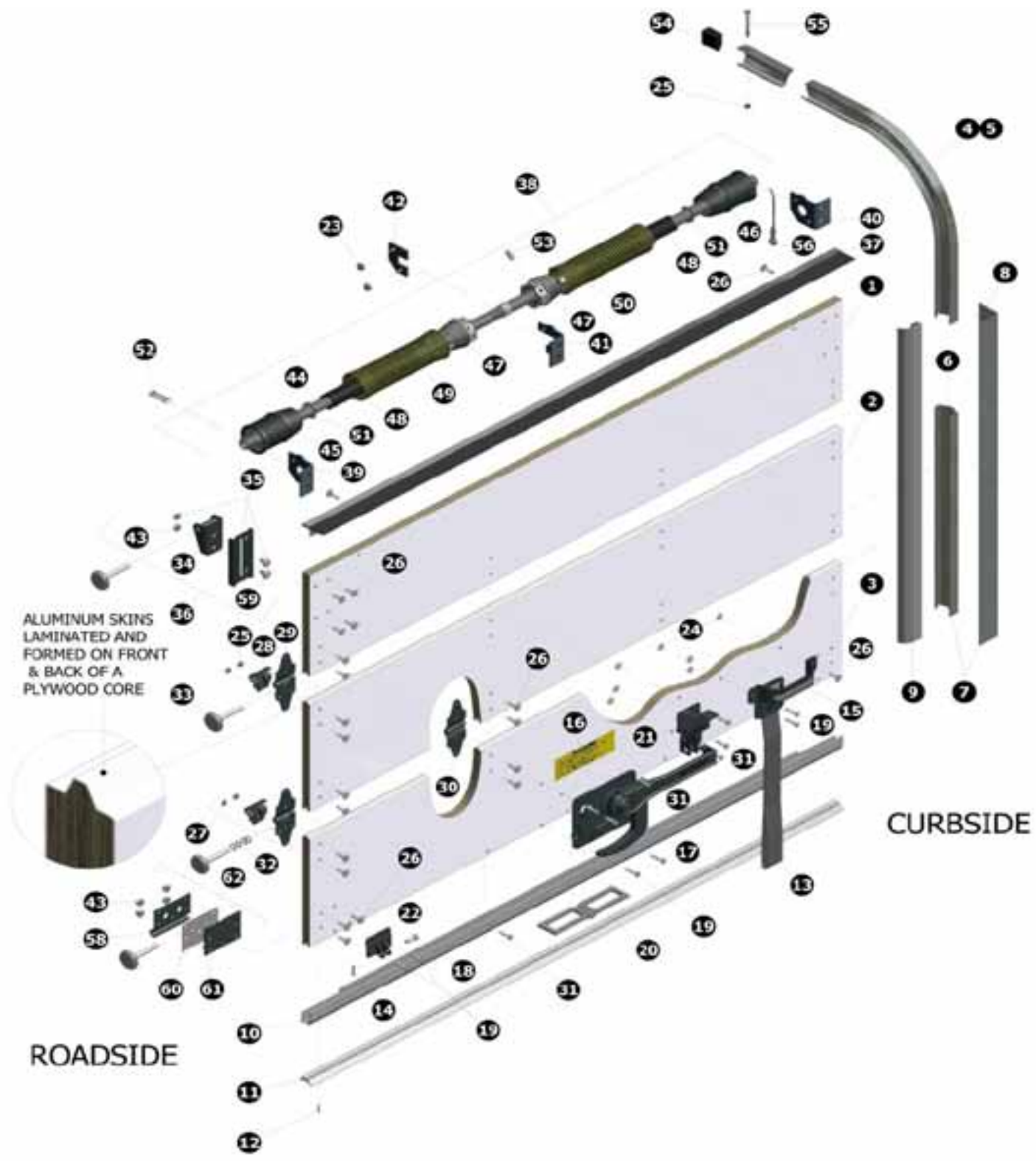
**3/4" GENERAL PURPOSE DOOR**



**3/4" GENERAL PURPOSE DOOR**

Item	Part Number	Description
24	80401-316	COTTER PIN 3/32" X 3/4"
25	10-1002-9	STEEL RIVET 1/4" X 1-5/16" X 1/2" HEAD
26	4004	CABLE ANCHOR BRACKET
27	4003	BOTTOM ROLLER FIXTURE
	8814	BOTTOM ROLLER FIXTURE HIGH STRENGTH 2-PC C/S
	8813	BOTTOM ROLLER FIXTURE HIGH STRENGTH 2-PC R/S
28	10-1002-23	S/S RIVET 1/4" X 1-1/32" X 3/4" HEAD
	10-1002-3	STEEL RIVET 1/4" X 1" X 3/4" HEAD
29	8656	END HINGE- HIGH STRENGTH
30	4012	CENTER HINGE
	8654	CENTER HINGE- HIGH STRENGTH
31	10-1002-43	S/S RIVET 1/4" X 1-3/32" X 3/4" HEAD
	10-1002-36	STEEL RIVET 1/4" X 1-1/8" X 3/4" HEAD
32	6	SPACER WASHER
33	4026	ROLLER 1" PRECISION STEEL
	4027	ROLLER 1" STAMPED STEEL
34	4038	ADJUSTABLE TOP FIXTURE SLIDE (FOR #4051)
	8652	ADJUSTABLE TOP FIXTURE SLIDE HIGH STRENGTH (FOR #4051)
35	4051	ADJUSTABLE TOP FIXTURE BASE (FOR #4038)
36	10-1073-2	ADJUSTABLE TOP FIXTURE BOLT 3/8"-16 X 1/2" (FOR #4051)
37	4039	ADJUSTABLE TOP FIXTURE ASSEMBLY
38	4032	TOP SEAL IN STEEL JACKET SPECIFY LENGTH
39	4090	BALANCER ASSEMBLY LESS #4033 BEARING #4028 & 4029 BRKTS
40	4028	BALANCER MOUNTING BRACKET R/S & CENTER
41	4029	BALANCER MOUNTING BRACKET C/S & CENTER
42	10-1063-1	SELF LOCKING NUT 5/16"-18
43	10-1010-31	HEX HEAD CAPSCREW 1/4"-20 X 1-3/4"
	10-1010-8	HEX HEAD CAPSCREW 5/16"-18 X 5/8"
44	4023	BALANCER BEARING RETAINER
46	4033	BEARING & RETAINER ASSEMBLY (#4023 & 10-1025-4)
47	4128	CABLE DRUM 3" DIA. R/S 105" TO 144" DOOR
	4014COM	CABLE DRUM 3" DIA. R/S UP TO 105" DOOR
48	4127	CABLE DRUM 3" DIA. C/S 105" TO 144" DOOR
	4013COM	CABLE DRUM 3" DIA. C/S UP TO 105" DOOR
49	2699	HEX HEAD SET SCREW 3/8"-16 X 5/8"
50	4050COM	SPRING WINDING PLUG 1-3/4" WITH SCREWS
52	2701	TORSION SPRING RIGHT HAND 1-3/4" INSIDE DIA.
53	3100	COUNTER BALANCE SHAFT 1" DIA. (SPECIFY LENGTH)
55	1/4X115SS	CABLE ASSEMBLY S/S 1/4" EYE 115" (FOR DOORS UP TO 105")
56	10-1010-9	HEX HEAD CAPSCREW 5/16"-18 X 1"
57	4024	CATCH BOX
58	4204	RUBBER STOP BUMPER 1" TRACK
59	10-1006-1	STEEL WASHER 1/4" X 3/4"

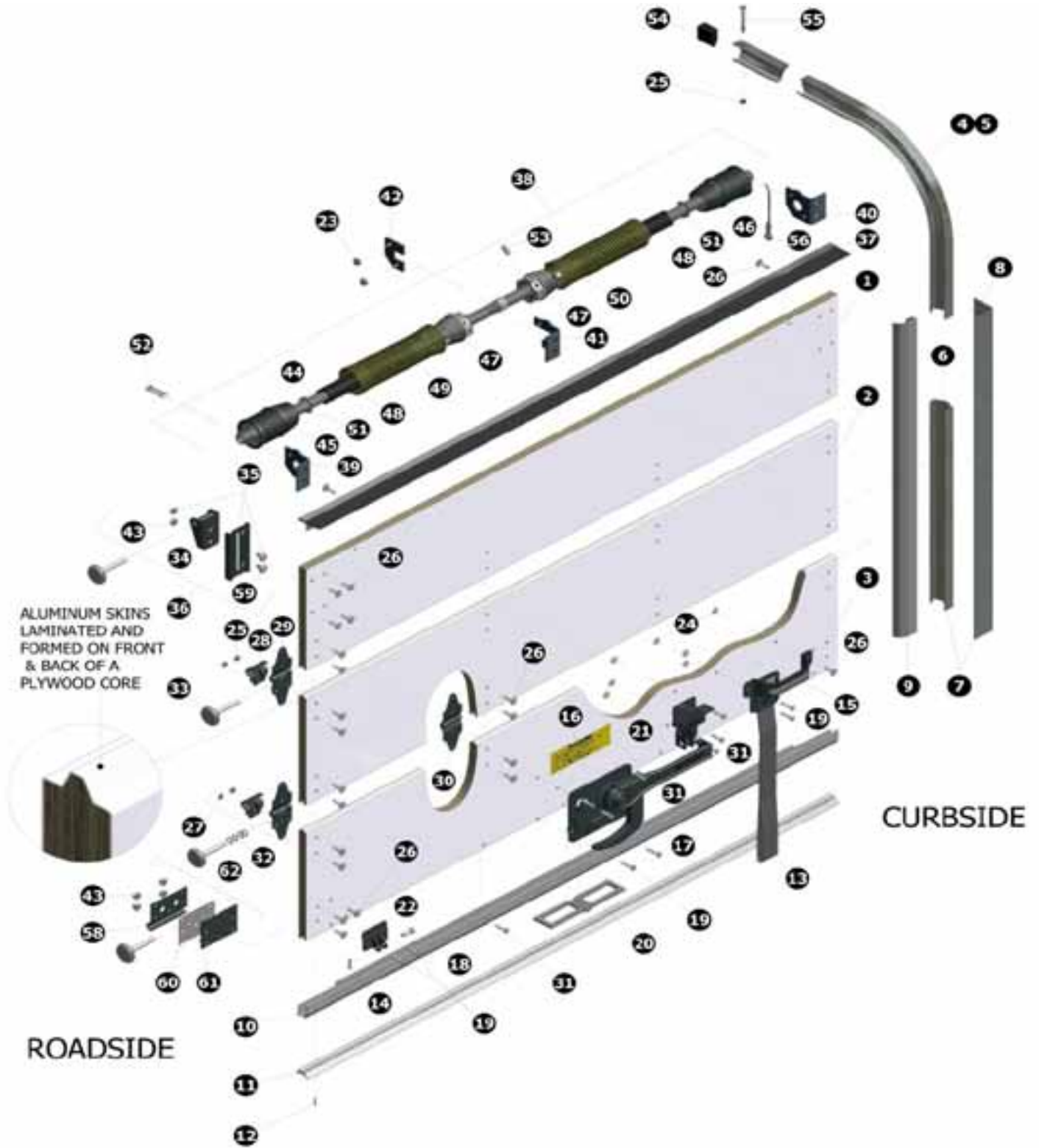
## 3/4" LAMINATED PREMIUM DRY FREIGHT DOOR



## 3/4" LAMINATED PREMIUM DRY FREIGHT DOOR

Item	Part Number	Description
1	7509	TOP PANEL COMPLETE - #4032 TOP SEAL, #1264 BRACKETS - TONGUE & GROOVE LAMINATED ALUMINUM BOTH SIDES (SPECIFY HEIGHT AND WIDTH)
2	7507	INTERMEDIATE PANEL -TONGUE & GROOVE LAMINATED ALUMINUM BOTH SIDES, 11-5/8" (SPECIFY WIDTH)
	7508	INTERMEDIATE PANEL - TONGUE & GROOVE LAMINATED ALUMINUM BOTH SIDES, 15" (SPECIFY WIDTH)
3	7505-2	BOTTOM PANEL - WITH #8174 ALUMINUM CHANNEL, #5735 SEAL ONLY - FOR #77 LOCK TONGUE & GROOVE LAMINATED ALUMINUM BOTH SIDES (SPECIFY HEIGHT, WIDTH)
	7505-1	BOTTOM PANEL - WITH #8174 ALUMINUM CHANNEL, #5735 SEAL, WITH HARDWARE ONLY - FOR #77 LOCK TONGUE & GROOVE LAMINATED ALUMINUM BOTH SIDES (SPECIFY HEIGHT, WIDTH)
	7505	BOTTOM PANEL - WITH #8174 ALUMINUM CHANNEL, #5735 SEAL, WITH HARDWARE - #77 LOCK TONGUE & GROOVE LAMINATED ALUMINUM BOTH SIDES (SPECIFY HEIGHT, WIDTH)
4	11-4X130	2" HORIZONTAL TRACK - 10"R - 90 DEGREE - C/S
	11-6X130	2" HORIZONTAL TRACK - 6"R - 90 DEGREE - C/S
	11-2X130	2" HORIZONTAL TRACK - 8"R - 90 DEGREE - C/S
	7459	2" HORIZONTAL TRACK - 6-6"R - 90 DEGREE - C/S (SPECIFY LENGTH)
5	11-5X130	2" HORIZONTAL TRACK - 10"R - 90 DEGREE - R/S
	11-7X130	2" HORIZONTAL TRACK - 6"R - 90 DEGREE - R/S
	11-3X130	2" HORIZONTAL TRACK - 8"R - 90 DEGREE - R/S
	7458	2" HORIZONTAL TRACK - 6-6"R - 90 DEGREE - R/S (SPECIFY LENGTH)
6	1031	2" VERTICAL STRAIGHT TRACK - R/S OR C/S (SPECIFY LENGTH)
7	2275-1	VERTICAL TRACK & ANGLE ASSEMBLY - C/S (SPECIFY ANGLE, ANGLE LENGTH, VERTICAL LENGTH)
	2275-2	VERTICAL TRACK & ANGLE ASSEMBLY - R/S (SPECIFY ANGLE, ANGLE LENGTH, VERTICAL LENGTH)
8	2543	MOUNTING ANGLE STANDARD 2" X 2" LEGS (SPECIFY LENGTH)
	61	MOUNTING ANGLE STANDARD 2-3/8" X 2-3/8" LEGS WITH MOUNTING HOLES (SPECIFY LENGTH)
9	5377X108	SIDE SEAL VINYL DRIVE-IN FOR 1/2" TRACK SPACING
	5423X108	SIDE SEAL VINYL DRIVE-IN FOR 5/16" TRACK SPACING
10	8174-1	ALUMINUM U-CHANNEL, MILL FINISH (SPECIFY LENGTH, BALANCER TYPE)
11	5735X98	BOTTOM SEAL, MULTI LEG
12	10-1068-1	DRIVE SCREW #13 X 3/4" (FOR BOTTOM SEAL)
13	9723	PULL DOWN STRAP - 19" (FOR DOOR UP TO 96" HIGH)
	9723-1BLK	PULL DOWN STRAP - 32" (FOR DOOR 96" TO 110" HIGH)
14	10-1009-7	COTTER PIN 1/8" X 3/4" (FOR #5803 CABLE ANCHOR)
15	1715	GRAB HANDLE
16	232323	"DO NOT MOVE" DECAL - PREMASKED
17	77	LOCK ASSEMBLY ONLY - STANDARD OUTSIDE CAM (WITHOUT #7515 KEEPER)
	77-1	LOCK ASSEMBLY ONLY - STANDARD OUTSIDE OFFSET CAM (WITHOUT #7515 KEEPER)
18	10-1004-1	CLEVIS PIN 5/16" X 1" (FOR #5803 CABLE ANCHOR)
19	10-1002-49	RIVET, S/S 1/4" X 1-9/32" X 1/2" HEAD (FOR STRAP & LOCK ASSEMBLY)
20	2804	LATCH PLATE - STANDARD
21	7515	HANDLE KEEPER ASSEMBLY (FOR #77 & #77-1 LOCK ASSEMBLIES)
22	5803	CABLE ANCHOR
23	10-1063-1	SELF LOCKING NUT 5/16"-18 THREAD (FOR #2526, #1264, #5600)
24	10-1006-9	S/S WASHER (FOR THROUGH RIVETS BOTTOM PANEL, BOTTOM BRACKET)
25	10-1022-1	KEPS NUT 1/4"-20 (FOR HINGES, TRACK BOLT)
26	10-1002-23	RIVET, S/S 1/4" X 1-1/32" X 3/4" HEAD (USED ON HINGES, BRACKETS & GRAB HANDLE)

## 3/4" LAMINATED PREMIUM DRY FREIGHT DOOR





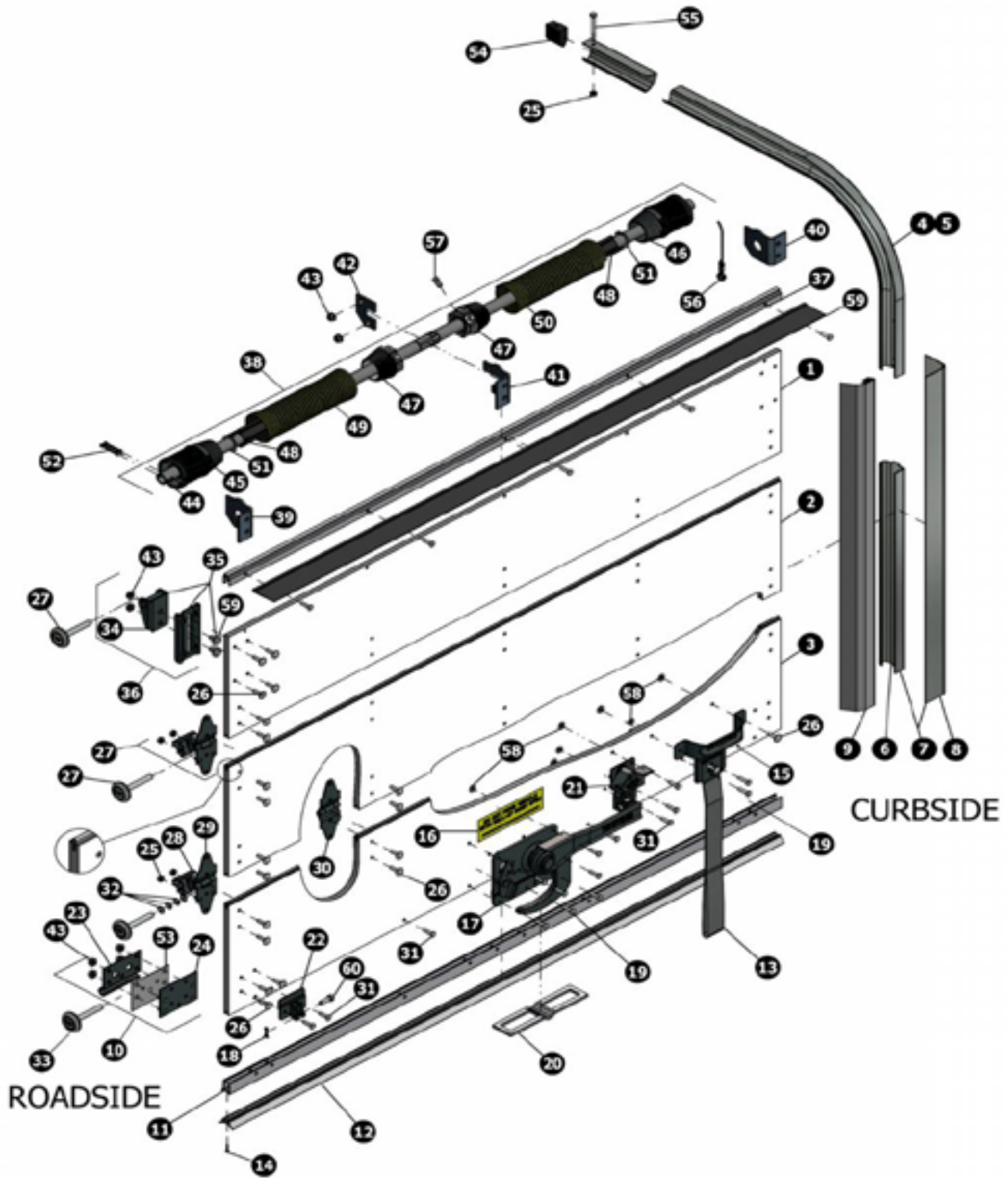
## 3/4" LAMINATED PREMIUM DRY FREIGHT DOOR

**WHITING ROLL-UP DOORS**

Item	Part Number	Description
27	1209	ROLLER END HINGE ASSEMBLY - COMPLETE - ASSEMBLED (#1207, #1208, #10-1022-1)
28	1208	ROLLER HINGE COVER
29	1207	ROLLER END HINGE
30	15	CENTER HINGE
31	10-1002-45	RIVET, S/S 1/4" X 1-5/32" X 1/2" HEAD (FOR LOCK BOTTOM CHANNEL)
32	6	SPACER WASHER (FOR FIRST & LAST PANEL JOINT ROLLERS)
33	3228-1	2" NYLON ROLLER - SHIELDED
	3228-3	2" NYLON ROLLER - S/S 3" SHAFT
	3228	2" NYLON ROLLER - STANDARD
	2996	2" STEEL ROLLER - 3" SHAFT
	2996-3	2" STEEL ROLLER - 5" SHAFT
	2996-2	2" STEEL ROLLER - S/S 3" SHAFT
34	6943	TOP CLOSURE BRACKET
35	1264	TOP CLOSURE BASE WITH NUTS & BOLTS
36	6944	TOP CLOSURE ASSEMBLY COMPLETE (#1264 & #6943)
37	4032X98	TOP SEAL - STANDARD
38	2376	BALANCER ASSEMBLY - COMPLETE (WITHOUT BRACKETS & CLAMP)
	7176	BALANCER ASSEMBLY - COMPLETE (WITHOUT BRACKETS & CLAMP)
39	2524	BALANCER BRACKET - R/S - (FOR USE WITH 2376 BALANCER)
	7205	BALANCER BRACKET FOR #7176 BALANCER - R/S - (FOR USE WITH 7176 BALANCER)
40	2523	BALANCER BRACKET - C/S - (FOR USE WITH 2376 BALANCER)
	7206	BALANCER BRACKET FOR #7176 BALANCER - C/S - (FOR USE WITH 7176 BALANCER)
41	2525	BALANCER BRACKET - CENTER - (FOR USE WITH 2376 BALANCER)
	7207	BALANCER BRACKET - CENTER (FOR #7176)
42	2526	BALANCER CLAMP - CENTER
44	2528	BALANCER SHAFT (SPECIFY LENGTH USUALLY DOOR WIDTH)

Item	Part Number	Description
45	2547	CABLE DRUM AND BEARING ASSEMBLY - R/S (STAMPED 2901) - (FOR USE WITH 2376 BALANCER)
	7097COM	CABLE DRUM AND BEARING ASSEMBLY - R/S - (FOR USE WITH 7176 BALANCER)
46	2548	CABLE DRUM AND BEARING ASSEMBLY - C/S (STAMPED 2902) - (FOR USE WITH 2376 BALANCER)
	7096COM	CABLE DRUM AND BEARING ASSEMBLY - C/S - (FOR USE WITH 7176 BALANCER)
47	2518COM	WINDING CONE (FOR USE WITH 2376 BALANCER)
	7549COM	WINDING CONE - C/S - (FOR USE WITH 7176 BALANCER)
48	2471	SPRING SPACER (RELAXED SPRING LENGTH + 4-1/4")
49	2704	TORSION SPRING - 2 3/16" INSIDE DIAMETER - R/S - LEFT HAND WOUND (SPECIFY WIRE SIZE AND LENGTH) - (FOR USE WITH 2376 BALANCER)
	2712	TORSION SPRING - 2 5/8" INSIDE DIAMETER - R/S - LEFT HAND WOUND (SPECIFY WIRE SIZE AND LENGTH) - (FOR USE WITH 7176 BALANCER)
50	2705	TORSION SPRING - 2 3/16" INSIDE DIAMETER - C/S - RIGHT HAND WOUND (SPECIFY WIRE SIZE AND LENGTH) - (FOR USE WITH 2376 BALANCER)
	2713	TORSION SPRING - 2 5/8" INSIDE DIAMETER - C/S - RIGHT HAND WOUND (SPECIFY WIRE SIZE AND LENGTH) - (FOR USE WITH 7176 BALANCER)
51	2522	THRUST WASHER
52	10-1009-8	COTTER PIN 3/16" X 1-1/2" (FOR #2376)
53	2699	2699 SET SCREW 3/8"-16 X 5/8"
54	83	TRACK STOP RUBBER
55	10-1010-3	TRACK STOP BOLT 1/4"-20 X 2-1/2"
56	1-11	CABLE ASSEMBLY S/S 5/16" EYE - 110" (FOR DOORS UP TO 96" HIGH)
	1-4	CABLE ASSEMBLY S/S 5/16" EYE - 130" (FOR DOORS 96" TO 119" HIGH)
58	5502	BOTTOM ROLLER BRACKET COVER
59	2370	BOLT 5/16"-18 THREAD X 5/8" (FOR #1264)
60	5504	BOTTOM ROLLER WEAR PLATE
61	5509	BOTTOM ROLLER BRACKET
62	5600	BOTTOM ROLLER BRACKET ASSEMBLY (#5509, #5504, #5502)

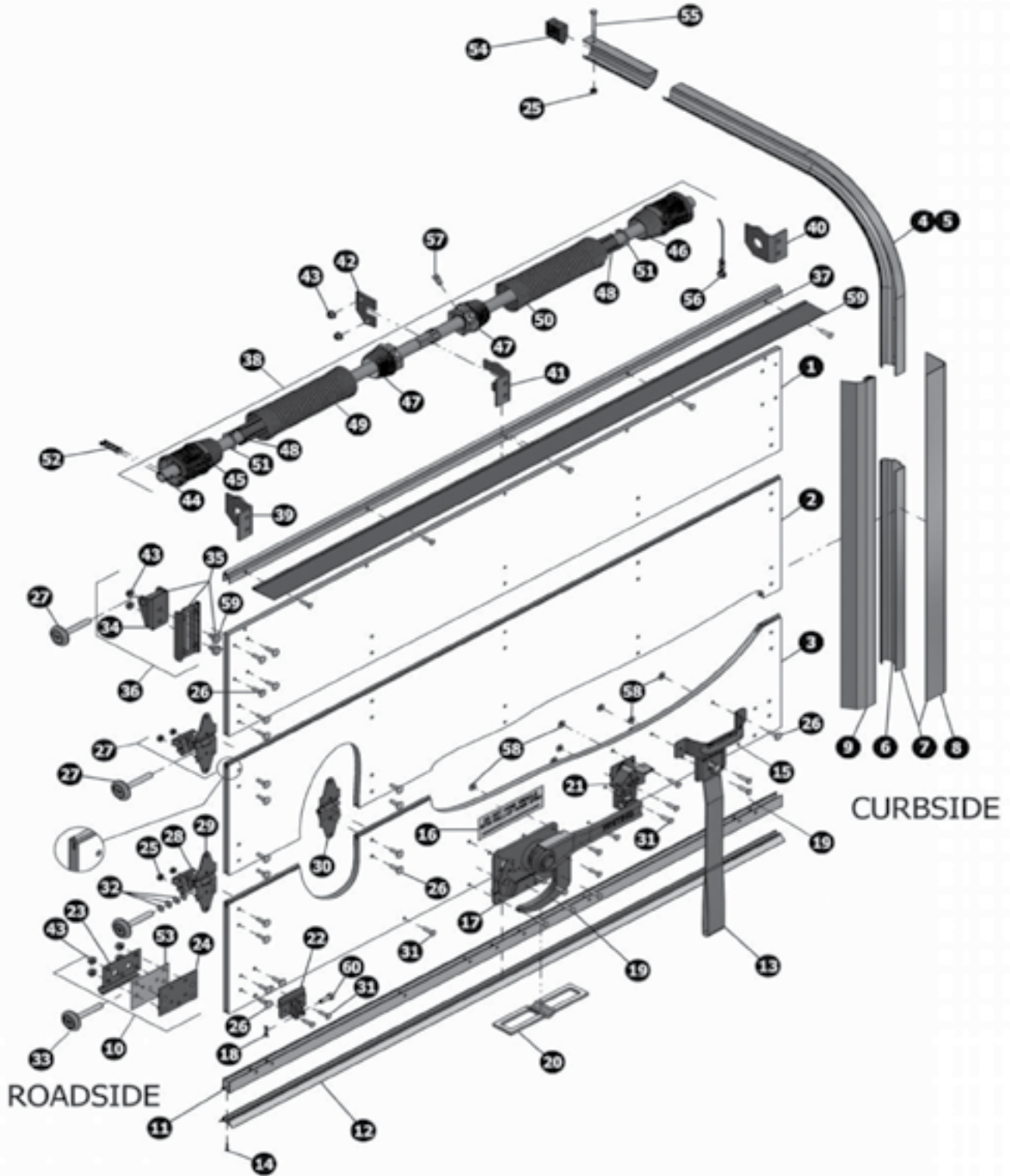
## 1/2" PREMIUM COMPOSITE DRY FREIGHT DOOR



## 1/2" PREMIUM COMPOSITE DRY FREIGHT DOOR

Item	Part Number	Description
1	16090-1	TOP PANEL COMPLETE - #16095 SEAL JACKET, #7552 VINYL SEAL, #1264 BRACKETS
	16090-2	TOP PANEL COMPLETE - #16095 SEAL JACKET, #7552 VINYL SEAL, #1264 BRACKETS
2	16089-1	INTERMEDIATE - 11-1/2" HIGH
	16089-2	INTERMEDIATE - 15-1/2" HIGH
3	16093-1	BOTTOM PANEL - COMPLETE WITH LOCK - 11-1/2" HIGH
	16093-2	BOTTOM PANEL - COMPLETE WITH LOCK - 11-1/2" HIGH
	16092-1	BOTTOM PANEL - WITH HARDWARE NO LOCK - 11-1/2" HIGH
	16092-2	BOTTOM PANEL - WITH HARDWARE NO LOCK - 15-1/2" HIGH
	16091-1	BOTTOM PANEL - WITH SEAL & BRACKETS ONLY - 11-1/2" HIGH
	16091-2	BOTTOM PANEL - WITH SEAL & BRACKETS ONLY - 11-1/2" HIGH
4	11-4X130	2" HORIZONTAL TRACK - 10"R - 90 DEGREE - C/S
	7459	2" HORIZONTAL TRACK - 6-6"R - 90 DEGREE - C/S (SPECIFY LENGTH)
	11-6X130	2" HORIZONTAL TRACK - 6"R - 90 DEGREE - C/S
	11-2X130	2" HORIZONTAL TRACK - 8"R - 90 DEGREE - C/S
5	11-5X130	2" HORIZONTAL TRACK - 10"R - 90 DEGREE - R/S
	7458	2" HORIZONTAL TRACK - 6-6"R - 90 DEGREE - R/S (SPECIFY LENGTH)
	11-7X130	2" HORIZONTAL TRACK - 6"R - 90 DEGREE - R/S
	11-3X130	2" HORIZONTAL TRACK - 8"R - 90 DEGREE - R/S
6	1031	2" VERTICAL STRAIGHT TRACK - R/S OR C/S (SPECIFY LENGTH)
7	2275-1	2" VERTICAL TRACK & ANGLE ASSEMBLY - C/S (SPECIFY TYPE, LENGTH OF EACH, TRACK SPACING)
	2275-2	2" VERTICAL TRACK & ANGLE ASSEMBLY - R/S (SPECIFY TYPE, LENGTH OF EACH, TRACK SPACING)
8	2543	MOUNTING ANGLE STANDARD 2" X 2" LEGS (SPECIFY LENGTH)
	61	MOUNTING ANGLE STANDARD 2-3/8" X 2-3/8" LEGS WITH MOUNTING HOLES (SPECIFY LENGTH)
9	16124	SIDE SEAL VINYL DRIVE-IN (SPECIFY LENGTH)
10	5600	BOTTOM BRACKET ASSEMBLY - COMPLETE (#5502, #5509, #5504, #10-1063-1)
11	16094	BOTTOM CHANNEL - ALUMINUM - FOR #5803 ANCHOR, #5600 BRACKET, #77 LOCK (SPECIFY LENGTH)
12	5735X98	BOTTOM SEAL FOR #16094 ALUMINUM CHANNEL
13	9723	PULL DOWN STRAP - 19" (FOR DOOR UP TO 96" HIGH)
14	10-1068-1	DRIVE SCREW #13 X 3/4" (FOR BOTTOM SEAL)
15	1715	GRAB HANDLE
16	232323	"DO NOT MOVE" DECAL - PREMASKED
17	77	LOCK ASSEMBLY STANDARD - NO KEEPER
18	10-1009-7	COTTER PIN (FOR #5803 CABLE ANCHOR)
19	10-1002-68	RIVET, S/S 1/4" X 1-1/32" X 1/2" HEAD (USED PULL STRAP)
	10-1002-84	RIVET, S/S 1/4" X 1-15/16" X 1/2" HEAD (USED ON BOTTOM CHANNEL LOCK & KEEPER)
20	2804	LATCH PLATE - STANDARD (FOR ALL NON SLAM TYPE LOCK ASSEMBLIES)
21	7515	KEEPER ASSEMBLY (FOR #77, #77-1, #5677, #8757)
22	5803	CABLE ANCHOR
23	5502	BOTTOM ROLLER COVER (#5600 BRACKET ASSEMBLY)
24	5509	BOTTOM ROLLER BRACKET (#5600 BRACKET ASSEMBLY)
25	10-1022-1	KEPS NUT 1/4"-20 THREAD (FOR #1371, #1207, #10-1010-3)
26	10-1002-85	RIVET, S/S 1/4" X 13/16" X 3/4" HEAD (USED ON HINGES BRACKETS & GRAB HANDLE)
27	1209	ROLLER END HINGE ASSEMBLY - COMPLETE (#1207, #1208, #10-1022-1)
28	1208	ROLLER END HINGE COVER

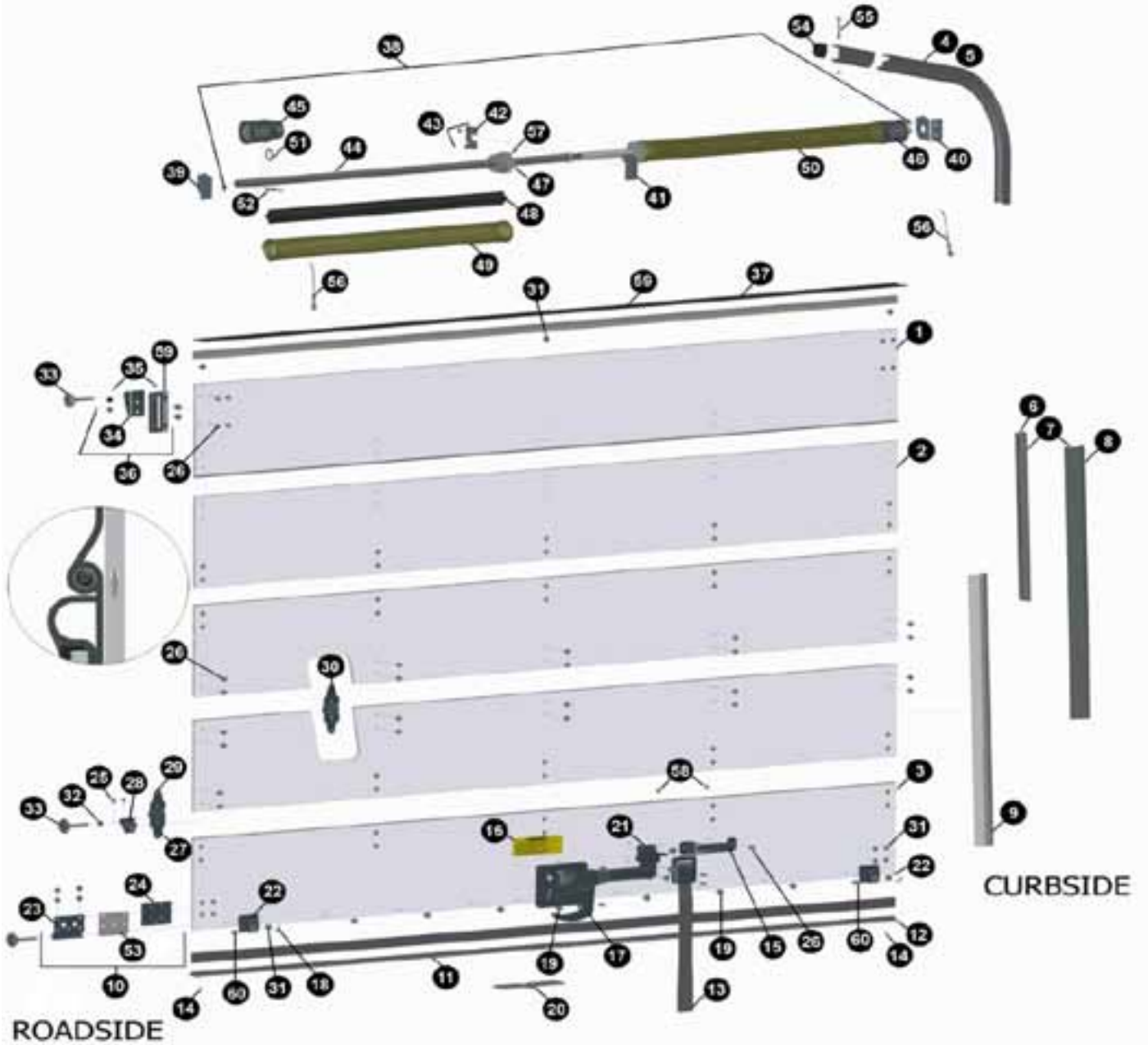
## 1/2" PREMIUM COMPOSITE DRY FREIGHT DOOR



**1/2" PREMIUM COMPOSITE DRY FREIGHT DOOR**

Item	Part Number	Description
29	1207	ROLLER END HINGE
30	15	CENTER HINGE
32	6	SPACER WASHER (FOR FIRST & LAST PANEL JOINT ROLLERS)
33	2996	2" STEEL ROLLER - 3" SHAFT
34	6943	TOP CLOSURE SLIDE
35	1264	TOP CLOSURE BASE WITH NUTS & BOLTS
36	6944	TOP CLOSURE ASSEMBLY COMPLETE (#1264 & #6943)
37	16095	TOP SEAL, ALUMINUM EXTRUSION ONLY - USE WITH 7552 SEAL (SPECIFY LENGTH)
38	7176	BALANCER ASSEMBLY - COMPLETE (WITHOUT BRACKETS & CLAMP)
	2376	BALANCER ASSEMBLY - COMPLETE (WITHOUT BRACKETS & CLAMP)
39	7205	BALANCER BRACKET FOR #7176 BALANCER - R/S - (FOR USE WITH 7176 BALANCER)
	2524	BALANCER BRACKET - R/S - (FOR USE WITH 2376 BALANCER)
40	7206	BALANCER BRACKET FOR #7176 BALANCER - C/S - (FOR USE WITH 7176 BALANCER)
	2523	BALANCER BRACKET - C/S - (FOR USE WITH 2376 BALANCER)
41	7207	BALANCER BRACKET - CENTER (FOR #7176)
	2525	BALANCER BRACKET - CENTER - (FOR USE WITH 2376 BALANCER)
42	2526	BALANCER CLAMP - CENTER
43	10-1063-1	SELF LOCKING NUT 5/16"-18 THREAD (FOR #2526, #1264, #5600)
44	2528	BALANCER SHAFT (SPECIFY LENGTH USUALLY DOOR WIDTH)
45	7097COM	CABLE DRUM AND BEARING ASSEMBLY - R/S - (FOR USE WITH 7176 BALANCER)
	2547	CABLE DRUM AND BEARING ASSEMBLY - R/S (STAMPED 2901) - (FOR USE WITH 2376 BALANCER)
46	7096COM	CABLE DRUM AND BEARING ASSEMBLY - C/S - (FOR USE WITH 7176 BALANCER)
	2548	CABLE DRUM AND BEARING ASSEMBLY - C/S (STAMPED 2902) - (FOR USE WITH 2376 BALANCER)
47	7549COM	WINDING CONE - C/S - (FOR USE WITH 7176 BALANCER)
	2518COM	WINDING CONE (FOR USE WITH 2376 BALANCER)
48	2471	SPRING SPACER (RELAXED SPRING LENGTH + 4-1/4")
49	2712	TORSION SPRING - 2 5/8" INSIDE DIAMETER - R/S - LEFT HAND WOUND (SPECIFY WIRE SIZE AND LENGTH) - (FOR USE WITH 7176 BALANCER)
	2704	TORSION SPRING - 2 3/16" INSIDE DIAMETER - R/S - LEFT HAND WOUND (SPECIFY WIRE SIZE AND LENGTH) - (FOR USE WITH 2376 BALANCER)
50	2713	TORSION SPRING - 2 5/8" INSIDE DIAMETER - C/S - RIGHT HAND WOUND (SPECIFY WIRE SIZE AND LENGTH) - (FOR USE WITH 7176 BALANCER)
	2705	TORSION SPRING - 2 3/16" INSIDE DIAMETER - C/S - RIGHT HAND WOUND (SPECIFY WIRE SIZE AND LENGTH) - (FOR USE WITH 2376 BALANCER)
51	2522	THRUST WASHER
52	10-1009-8	COTTER PIN 3/16" X 1-1/2" (FOR #2376)
53	5504	WEAR PLATE (FOR #5600)
54	83	2" RUBBER TRACK STOP BUMPER
56	1-11	CABLE ASSEMBLY S/S 5/16" EYE - 110" (FOR DOORS UP TO 96" HIGH)
	1-4	CABLE ASSEMBLY S/S 5/16" EYE - 130" (FOR DOORS 96" TO 119" HIGH)
57	2699	SET SCREW 3/8"-16 THREAD X 5/8" (FOR #2518)
58	10-1006-9	WASHER S/S (USED ON INSIDE BOTTOM PANEL TO HOLD RIVETS)
59	7552	VINYL TOP SEAL ONLY - USE WITH #16095 TOP SEAL EXTRUSION (SPECIFY LENGTH)
60	10-1004-1	CLEVIS PIN 5/16" X 1" (FOR #5803 CABLE ANCHOR)

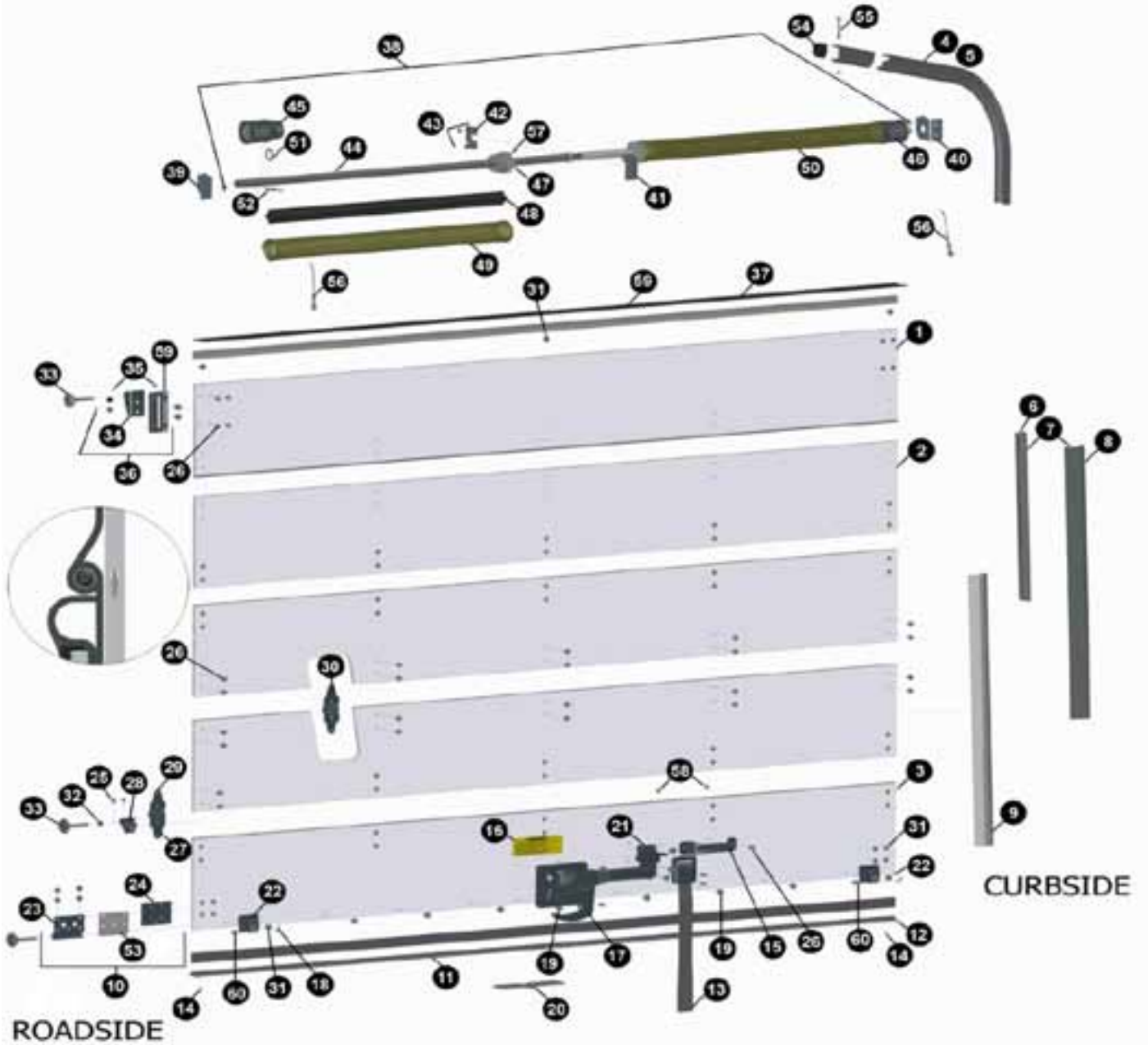
## 1/4" PREMIUM COMPOSITE DRY FREIGHT DOOR



### 1/4" PREMIUM COMPOSITE DRY FREIGHT DOOR

Item	Part Number	Description
1	18505	TOP PANEL COMPLETE - #18547-1 SEAL JACKET, #7552 VINYL SEAL, #1264 BRACKETS (SPECIFY DOOR SERIAL NUMBER)
2	18504-6	INTERMEDIATE - 11" HIGH (SPECIFY DOOR SERIAL NUMBER)
	18504-1	INTERMEDIATE - 11-1/2" HIGH (SPECIFY DOOR SERIAL NUMBER)
	18504-5	INTERMEDIATE - 15" HIGH (SPECIFY DOOR SERIAL NUMBER)
3	18506-1	BOTTOM PANEL - WITH SEAL & BRACKETS ONLY - 11-1/2" HIGH (SPECIFY DOOR SERIAL NUMBER)
	18506-5	BOTTOM PANEL - WITH SEAL & BRACKETS ONLY - 15" HIGH (SPECIFY DOOR SERIAL NUMBER)
	18507-1	BOTTOM PANEL - WITH HARDWARE NO LOCK - 11-1/2" HIGH (SPECIFY DOOR SERIAL NUMBER)
	18507-5	BOTTOM PANEL - WITH HARDWARE NO LOCK - 15" HIGH (SPECIFY DOOR SERIAL NUMBER)
	18508-1	BOTTOM PANEL - COMPLETE WITH LOCK - 11-1/2" HIGH (SPECIFY DOOR SERIAL NUMBER)
	18508-5	BOTTOM PANEL - COMPLETE WITH LOCK - 15" HIGH (SPECIFY DOOR SERIAL NUMBER)
4	11-2X130	2" HORIZONTAL TRACK - 8"R - 90 DEGREE - C/S
	11-4X130	2" HORIZONTAL TRACK - 10"R - 90 DEGREE - C/S
	11-6X130	2" HORIZONTAL TRACK - 6"R - 90 DEGREE - C/S
	7459	2" HORIZONTAL TRACK - 6-6"R - 90 DEGREE - C/S (SPECIFY LENGTH)
5	11-3X130	2" HORIZONTAL TRACK - 8"R - 90 DEGREE - R/S
	11-5X130	2" HORIZONTAL TRACK - 10"R - 90 DEGREE - R/S
	11-7X130	2" HORIZONTAL TRACK - 6"R - 90 DEGREE - R/S
	7458	2" HORIZONTAL TRACK - 6-6"R - 90 DEGREE - R/S (SPECIFY LENGTH)
6	1031	2" VERTICAL STRAIGHT TRACK - R/S OR C/S (SPECIFY LENGTH)
7	2275-1	2" VERTICAL TRACK & ANGLE ASSEMBLY - C/S (SPECIFY TYPE, LENGTH OF EACH, TRACK SPACING)
	2275-2	2" VERTICAL TRACK & ANGLE ASSEMBLY - R/S (SPECIFY TYPE, LENGTH OF EACH, TRACK SPACING)
8	61	MOUNTING ANGLE STANDARD 2-3/8" X 2-3/8" LEGS WITH MOUNTING HOLES (SPECIFY LENGTH)
	2543	MOUNTING ANGLE STANDARD 2" X 2" LEGS (SPECIFY LENGTH)
9	16124	SIDE SEAL VINYL DRIVE-IN (SPECIFY LENGTH)
10	5600	BOTTOM BRACKET ASSEMBLY - COMPLETE (#5502, #5509, #5504, #10-1063-1)
11	8174-7	BOTTOM CHANNEL - ALUMINUM - FOR #5803 ANCHOR, #5600 BRACKET, #77 LOCK (SPECIFY LENGTH)
12	18544	BOTTOM SEAL FOR #16094 ALUMINUM CHANNEL (SPECIFY LENGTH)
13	9723	PULL DOWN STRAP - 19" (FOR DOOR UP TO 96" HIGH)
14	10-1068-1	DRIVE SCREW #13 X 3/4" (FOR BOTTOM SEAL)
15	1715	GRAB HANDLE
16	232323	"DO NOT MOVE" DECAL - PREMASKED
17	77	LOCK ASSEMBLY STANDARD - NO KEEPER
18	10-1009-7	COTTER PIN (FOR #5803 CABLE ANCHOR)
19	10-1002-89	RIVET, S/S 1/4" X 13/16" X 1/2" HEAD (USED PULL STRAP)
20	2804	LATCH PLATE - STANDARD (FOR ALL NON SLAM TYPE LOCK ASSEMBLIES)
21	7515	KEEPER ASSEMBLY (FOR #77, #77-1, #5677, #8757)
22	5803	CABLE ANCHOR
23	5502	BOTTOM ROLLER COVER (#5600 BRACKET ASSEMBLY)
24	5509	BOTTOM ROLLER BRACKET (#5600 BRACKET ASSEMBLY)

## 1/4" PREMIUM COMPOSITE DRY FREIGHT DOOR






### 1/4" PREMIUM COMPOSITE DRY FREIGHT DOOR

Item	Part Number	Description
25	10-1022-1	KEPS NUT 1/4"-20 THREAD (FOR #1371, #1207, #10-1010-3)
26	10-1002-88	RIVET, S/S 1/4" X 19/32" X 11/16" HEAD (USED ON HINGES, BRACKETS & GRAB HANDLE)
27	1209	ROLLER END HINGE ASSEMBLY - COMPLETE (#1207, #1208, #10-1022-1)
28	1208	ROLLER END HINGE COVER
29	1207	ROLLER END HINGE
30	15	CENTER HINGE
31	10-1002-87	RIVET, S/S 1/4" X 11/16" X 1/2" HEAD (USED ON BOTTOM CHANNEL, LOCK & KEEPER)
32	6	SPACER WASHER (FOR FIRST & LAST PANEL JOINT ROLLERS)
33	2996	2" STEEL ROLLER - 3" SHAFT
34	6943	TOP CLOSURE SLIDE
35	1264	TOP CLOSURE BASE WITH NUTS & BOLTS
36	6944	TOP CLOSURE ASSEMBLY COMPLETE (#1264 & #6943)
37	18547-1	TOP SEAL, ALUMINUM EXTRUSION ONLY - USE WITH 7552 SEAL (SPECIFY LENGTH)
38	2376	BALANCER ASSEMBLY - COMPLETE (WITHOUT BRACKETS & CLAMP)
39	2524	BALANCER BRACKET - R/S
40	2523	BALANCER BRACKET - C/S
41	7207	BALANCER BRACKET - CENTER (FOR #7176)
	2525	BALANCER BRACKET - CENTER - (FOR USE WITH 2376 BALANCER)
42	2526	BALANCER CLAMP - CENTER
43	10-1063-1	SELF LOCKING NUT 5/16"-18 THREAD (FOR #2526, #1264, #5600)
44	2528	BALANCER SHAFT (SPECIFY LENGTH USUALLY DOOR WIDTH)
45	2547	CABLE DRUM AND BEARING ASSEMBLY - R/S (STAMPED 2901)
46	2548	CABLE DRUM AND BEARING ASSEMBLY - C/S (STAMPED 2902)
47	2518COM	WINDING CONE (FOR USE WITH 2376 BALANCER)
48	2471	SPRING SPACER (RELAXED SPRING LENGTH + 4-1/4")
49	2704	TORSION SPRING - 2 3/16" INSIDE DIAMETER - R/S - LEFT HAND WOUND (SPECIFY SIZES)
50	2705	TORSION SPRING - 2 3/16" INSIDE DIAMETER - C/S - RIGHT HAND WOUND (SPECIFY WIRE SIZE AND LENGTH) - (FOR USE WITH 2376 BALANCER)
51	2522	THRUST WASHER
52	10-1009-8	COTTER PIN 3/16" X 1-1/2" (FOR #2376)
53	5504	WEAR PLATE (FOR #5600)
54	83	2" RUBBER TRACK STOP BUMPER
55	10-1010-3	TRACK BOLT 1/4"-20 THREAD X 2-1/2"
56	1-11	CABLE ASSEMBLY S/S 5/16" EYE - 110" (FOR DOORS UP TO 96" HIGH)
	1-4	CABLE ASSEMBLY S/S 5/16" EYE - 130" (FOR DOORS 96 TO 119" HIGH)
57	2699	SET SCREW 3/8"-16 THREAD X 5/8" (FOR #2518)
58	10-1006-9	WASHER S/S (USED ON INSIDE BOTTOM PANEL TO HOLD RIVETS)
59	7552	VINYL TOP SEAL ONLY - USE WITH #16095 TOP SEAL EXTRUSION (SPECIFY LENGTH)
60	10-1004-1	CLEVIS PIN 5/16" X 1" (FOR #5803 CABLE ANCHOR)

## ROLL-UP DOOR ASSEMBLIES



### PREMIUM DRY FREIGHT LESS TRACK & OPERATOR (2" ROLLERS)

Part Number	Description
DA6778PPW	98.25" X 107" PAINTED WHITE
DA716	90" X 90" PRIMED
DA718	98.25" X 107" PRIMED
DA721	98.25" X 100" PRIMED
DA722	90" X 100" PRIMED

### GENERAL PURPOSE DRY FREIGHT LESS TRACK & OPERATOR

Part Number	Description
GP90X90	90" X 90" PRIMED
GP98.25X100	98.25" X 100" PRIMED
GP98.25X107	98.25" X 107" PRIMED

### PREMIUM DRY FREIGHT WITH TRACK & OPERATOR (2" ROLLERS)

Part Number	Description
DA718-WTO	98" X 107" PRIMED W/ TRACK & OPERATOR
DA722-WTO	90" X 100" PRIMED W/ TRACK & OPERATOR

### COLDSAVER 2-1/8" INSULATED LESS TRACK & OPERATOR

Part Number	Description
DA4571-LTO	96" X 100" UNIVERSAL W/SIDE SEALS

## WHITING ROLL UP DOOR PANELS 3/4" PLASTIC (TONGUE AND GROOVE)




INTERMEDIATE PANELS			
Part Number	Size	Color	
342-11.5X96	11-1/2" X 96"	PRIMED	
342-11.5X96PPW		PAINTED WHITE	
342-11.5X98	11-1/2" X 98"	PRIMED	
342-11.5X98PPW		PAINTED WHITE	
342-11X98PPW	11" X 98"	PAINTED WHITE	
342-11X98PPY		PENSKE YELLOW	
342-12X98	12" X 98"	PRIMED	
342-13X98	13" X 98"		
342-15.5X98	15-1/2" X 98"		
342-15.5X98PPW			PAINTED WHITE
342-15.5X98PPY			PENSKE YELLOW
342-15X98PPW	15" X 98"	PAINTED WHITE	
342-15X98PPY		PENSKE YELLOW	
342-18X98PPY	18" X 98"	PENSKE YELLOW	

BOTTOM PANELS W/ BOTTOM SEAL ONLY		
Part Number	Size	Color
345-3-11.5 X 98	11-1/2" X 98"	PRIMED
345-3-11.5 X 98PPW		PAINTED WHITE
345-3-15.5 X 98	15-1/2" X 98"	PRIMED
345-3-15.5 X 98PPW		PAINTED WHITE
345-3-15.5 X 98PPY		PENSKE YELLOW
345-3-15 X 98PPW	15" X 98"	PAINTED WHITE
345-3-15 X 98PPY		PENSKE YELLOW
BOTTOM PANELS W/ HARDWARE & SEAL (NO LOCK)		
346-2-11.5X96	11-1/2" X 96"	PRIMED
346-2-11.5X96PPW		PAINTED WHITE
346-2-15X98	15" X 98"	PRIMED
346-2-15X98PPW		PAINTED WHITE
BOTTOM PANELS W/ HARDWARE, SEAL & LOCK		
348-11.5X98PPW	11-1/2" X 98"	PAINTED WHITE
348-15X98PPY	15" X 98"	PENSKE YELLOW

WHITING ROLL-UP DOOR PANELS

## LAMINATE DOOR PANELS ALUM 2 SIDES (TONGUE & GROOVE)

Part Number	Size	Color
BOTTOM PANELS W/HARDWARE LESS LOCK		
7505-1-15X95.5PPW	15" X 95-1/2"	PAINTED WHITE
7505-1-15X95.5PPY		PENSKE YELLOW
BOTTOM PANELS W/ BOTTOM SEAL ONLY		
7505-2-15X95.5PPW	15" X 95-1/2"	PAINTED WHITE
7505-2-15X95.5PPY		PENSKE YELLOW
INTERMEDIATE PANELS		
7507-11.625X95.5PPW	11-5/8" X 95-1/2"	PAINTED WHITE
7507-11.625X95.5PPY		PENSKE YELLOW
7508-15X95.5PPW	15" X 95-1/2"	PAINTED WHITE
7508-15X95.5PPY		PENSKE YELLOW



## WHITING INSULATED ROLL-UP DOOR PANELS (UNIVERSAL)

Part Number	Size	Description
<b>COLDSAVER BOTTOM PANELS COMPLETE (#77 LOCK)</b>		
2232-7X96-77LK	13-1/2" X 96"	2-1/8" THICK PAINTED WHITE
2234-7X96-77LK	12-1/2" X 96"	
2235-7X96-77LK	14-1/2" X 96"	
<b>COLDSAVER BOTTOM PANELS COMPLETE (#3225 LOCK)</b>		
2232-8X96-3225LK	13-1/2" X 96"	2-1/8" THICK PAINTED WHITE
2234-8X96-3225LK	12-1/2" X 96"	
2235-8X96-3225LK	14-1/2" X 96"	
<b>COLDSAVER BOTTOM PANELS W/ BOTTOM SEAL ONLY</b>		
2232X96	13-1/2" X 96"	2-1/8" THICK PAINTED WHITE
2234X96	12-1/2" X 96"	
2235X96	14-1/2" X 96"	
<b>COLDSAVER INTERMEDIATE PANELS</b>		
2236X96	13-1/2" X 96"	2-1/8" THICK PAINTED WHITE
2237X96	12-1/2" X 96"	
2238X96	14-1/2" X 96"	
<b>COLDSAVER TOP PANEL W/ TOP SEAL</b>		
2239X96	14-1/2" X 96"	2-1/8" PAINTED WHITE
<b>TEMPGUARD BOTTOM PANEL COMPLETE (#77 LOCK)</b>		
7545-10X96-77LK	13-5/16" X 96"	1-1/2" THICK PAINTED WHITE
7545-12X96-77LK	15-5/16" X 96"	
<b>TEMPGUARD BOTTOM PANEL COMPLETE (#3224 LOCK)</b>		
7545-11X96-3224LK	13-5/16" X 96"	1-1/2" THICK PAINTED WHITE
7545-13X96-3224LK	15-5/16" X 96"	
<b>TEMPGUARD BOTTOM PANEL W/ BOTTOM SEAL ONLY</b>		
7543X96	13-5/16" X 96"	1-1/2" THICK PAINTED WHITE
7543-1X96	15-5/16" X 96"	
<b>TEMPGUARD INTERMEDIATE PANELS</b>		
6248X96	15-5/16" X 96"	1-1/2" THICK PAINTED WHITE
6249X96	13-5/16" X 96"	
<b>TEMPGUARD TOP PANEL W/ TOP SEAL</b>		
7534X96	15-5/16" X 96"	1-1/2" PAINTED WHITE

## DOOR PANELS FOR CARGO GUARD DOOR W/ HARDWARE LESS LOCK & CARGO GUARDS

BOTTOM PANEL		
Part Number	Size	Color
6882-1-11.625X98.25	11-5/8" X 98-1/4"	PAINTED WHITE
INTERMEDIATE PANEL		
6884-11.625X98	11-5/8" X 98"	PAINTED WHITE

## COMPOSITE DOOR PANELS 1/2"

BOTTOM PANEL		
Part Number	Size	Color
16089-11.5X95.5	11-1/2" X 95-1/2"	PAINTED WHITE
INTERMEDIATE PANEL		
16093-1-11.5X95.5	11-1/2" X 95-1/2"	PAINTED WHITE

## PREMIUM LAMINATE DOOR PANELS

BOTTOM PANELS		
Part Number	Size	Color
7505-1-15X95.5PPW	15" X 95-1/2"	PAINTED WHITE
7505-1-15X95.5PPY		PAINTED YELLOW
7505-2-15X95.5PPW		PAINTED WHITE
7505-2-15X95.5PPY		PAINTED YELLOW

INTERMEDIATE PANEL		
Part Number	Size	Color
7507-11.625X95.5PPW	11-5/8" X 95-1/2"	PAINTED WHITE
7507-11.625X95.5PPY		PAINTED YELLOW
7508-15X95.5PPW	15" X 95-1/2"	PAINTED WHITE
7508-15X95.5PPY		PAINTED YELLOW

**TOP SEALS**


Part Number	Description
4032X98	3/4" PREMIUM, CARGO GUARD & GENERAL PURPOSE DOORS 98"



Part Number	Description
5463X96	TEMPGUARD DOOR 96"
5464X96	COLDSAVER DOOR 96"



Part Number	Description
7489X98	TOP SEAL 98" (CARGO GUARD DOOR)

**SIDE SEALS**


Part Number	Description
7131X110	BRUSH TYPE 110"



Part Number	Description
7470X115	COLDSAVER & TEMPGUARD DOORS 115"



Part Number	Description
9161X110	CARGO GUARD DOOR 110"



Part Number	Description
5377X108	3/4" PREMIUM DOOR (1/2" TRACK SPACING)



Part Number	Description
5423X108	3/4" PREMIUM DOOR (5/16" TRACK SPACING)



Part Number	Description
3766X115	AUXILIARY SIDE SEAL 115"



Part Number	Description
6589X108	BRUSH TYPE 108" (INSULATED DOOR)

**BOTTOM SEALS**


Part Number	Description
7145X96	COLDSAVER DOOR 96"
7147X96	TEMPGUARD DOOR 96"



Part Number	Description
5735X98	3/4" PREMIUM DOOR USE W/ 8280 CHANNEL



Part Number	Description
3765X98	4-LEG 98"



Part Number	Description
1676X98	3/4" PREMIUM DOOR USE W/ 1801 CHANNEL

### 3/4" UNIVERSAL ROLL-UP DOORS

TODCO STYLE LESS TRACK & OPERATOR		
Part Number	Size	Color
T90X90	90" X 90"	PRIMED
T90X90PPW		PAINTED WHITE
T90X100	90" X 100"	PRIMED
T90X100PPW		PAINTED WHITE
T98X100	98" X 100"	PRIMED
T98X100PPW		PAINTED WHITE
T98X107	98" X 107"	PRIMED
T98X107PPW		PAINTED WHITE
T98X112	98" X 112"	PRIMED
T98X112PPW		PAINTED WHITE
T98X112PPW-FDX		FED-EX SPEC. PAINTED WHITE

WHITING STYLE LESS TRACK & OPERATOR T&G		
Part Number	Size	Color
W90X90	90" X 90"	PRIMED
W90X100	90" X 100"	
W98X100	98" X 100"	PRIMED
W98X100PPW		PAINTED WHITE
W98X107	98" X 107"	PRIMED
W98X107PPW		PAINTED WHITE
W98X112PPW-FDX	98" X 112"	FED-EX SPEC. PAINTED WHITE

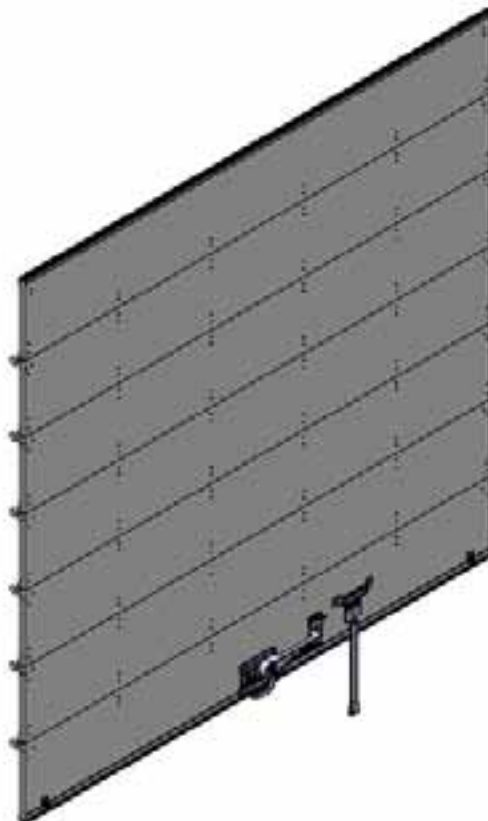
  

WHITING STYLE W/ TRACK & OPERATOR		
Part Number	Size	Color
W98X107PPW-CAN	98" X 107"	CANADIAN SPEC. PAINTED WHITE

### 1/2" COMPOSITE ROLL-UP DOORS

WHITING STYLE W/ TRACK & OPERATOR		
Part Number	Size	Color
W98X100COMP-CAN-W	98" X 100"	CANADIAN SPEC. PAINTED WHITE
W98X107COMP-CAN-W	98" X 107"	

TODCO STYLE LESS TRACK & OPERATOR		
Part Number	Size	Color
T98X100COMP-W	98" X 100"	PAINTED WHITE
T98X107COMP-W	98" X 107"	



### ROLL-UP DOOR PANELS TODCO STYLE

INTERMEDIATE PANELS		
Part Number	Size	Color
T11X98INT	11" X 98"	PRIMED
T11X98INTPPW		PAINTED WHITE
T11.5X98INT	11-1/2" X 98"	PRIMED
T11.5X98INTPPW		PAINTED WHITE
T12X98INT	12" X 98"	PRIMED
T12X98INTPPW		PAINTED WHITE
T13X98INT	13" X 98"	PRIMED
T15X98INT	15" X 98"	
T15X98INTPPW		

BOTTOM PANELS W/ HARDWARE LESS LOCK		
Part Number	Size	Color
T11X98BTM	11" X 98"	PRIMED
T11X98BTMPPW		PAINTED WHITE
T11.5X98BTM	11-1/2" X 98"	PRIMED
T11.5X98BTMPPW		PAINTED WHITE
T12X98BTM	12" X 98"	PRIMED
T12X98BTMPPW		PAINTED WHITE
T13X98BTM	13" X 98"	PRIMED
T15X98BTM	15" X 98"	
T15X98BTMPPW		
T16X98BTM	16" X 98"	PRIMED
T18X98BTM	18" X 98"	

BOTTOM PANELS COMPLETE W/ HARDWARE & LOCK		
Part Number	Size	Color
T11X98.25BW-C	11" X 98-1/4"	PAINTED WHITE
T12X98.25BW-C	12" X 98-1/4"	
T15X90BW-C	15" X 90"	
T15X98.25BW-C	15" X 98-1/4"	

### ROLL-UP DOOR PANELS WHITING STYLE

INTERMEDIATE PANELS T&G		
Part Number	Size	Color
W11X98INT	11" X 98"	PRIMED
W11X98INTPPW		PAINTED WHITE
W11X98INTPPY		PAINTED YELLOW
W11.5X98INT	11-1/2" X 98"	PRIMED
W11.5X98INTPPW		PAINTED WHITE
W12X98INT	12" X 98"	PRIMED
W12X98INTPPW		PAINTED WHITE
W13X98INT	13" X 98"	PRIMED
W15X98INT	15" X 98"	
W15X98INTPPW		
W15X98INTPPY		PAINTED YELLOW
W15.5X98INT	15-1/2" X 98"	PRIMED
W15.5X98INTPPW		PAINTED WHITE

INTERMEDIATE PANELS SHIP LAP		
Part Number	Size	Color
W12X98INT-SL	12" X 98"	PRIMED
W15X98INT-SL	15" X 98"	

BOTTOM PANELS T&G W/ HARDWARE LESS LOCK		
Part Number	Size	Color
W11X98BTM	11" X 98"	PRIMED
W11X98BTMPPW		PAINTED WHITE
W11X98BTMPPY		PAINTED YELLOW
W11.5X98BTM	11-1/2" X 98"	PRIMED
W11.5X98BTMPPW		PAINTED WHITE
W12X98BTM	12" X 98"	PRIMED
W12X98BTMPPW		PAINTED WHITE
W15X98BTM	15" X 98"	PRIMED
W15X98BTMPPW		PAINTED WHITE
W15X98BTMPPY		PAINTED YELLOW
W15.5X98BTM	15-1/2" X 98"	PRIMED

BOTTOM PANELS T&G COMPLETE W/ HARDWARE & LOCK		
Part Number	Size	Color
W11.5X98.25BW-C	11-1/2" X 98"	PAINTED WHITE
W12.5X98.25BW-C	12-1/2" X 98"	
W15.5X98.25BW-C	15-1/2" X 98"	

BOTTOM PANELS SHIPLAP W/ HARDWARE LESS LOCK		
Part Number	Size	Color
W12X98BTM-SL	12" X 98"	PRIMED
W15X98BTM-SL	15" X 98"	

## ROLL-UP DOOR CABLES & PULL STRAPS



**MISCELLANEOUS ROLL-UP DOOR PARTS**

WHITING STYLE CABLES			
Part Number	Eye	Length	Cable
1-7	5/16"	97"	S/S
5/16X105GV		105"	GALV
5/16X105SS			S/S
7/16X105GV			GALV
7/16X105SS			S/S
1-8	5/16"	110"	GALV
5/16X115GV		115"	S/S
5/16X115SS			GALV
7/16X115GV			S/S
7/16X115SS			S/S
5/16X125GV	5/16"	125"	GALV
5/16X125SS			S/S
7/16X125GV			GALV
7/16X125SS		130"	S/S
1-4			5/16"
5/16X135GV	135"	S/S	
5/16X135SS		GALV	
7/16X135GV	7/16"	156"	S/S

TODCO STYLE CABLES				
Part Number	Eye	Length	Cable	
1/4X105GV	1/4"	105"	GALV	
1/4X105SS			S/S	
1/4X110GV		110"	110"	GALV
1/4X110SS	S/S			
51044	9/32"		115"	GALV
1/4X115GV	1/4"	120"		S/S
1/4X115SS				GALV
1/4X120GV		130"		GALV
1/4X120SS				S/S
1/4X130GV				GALV
1/4X130SS	S/S			

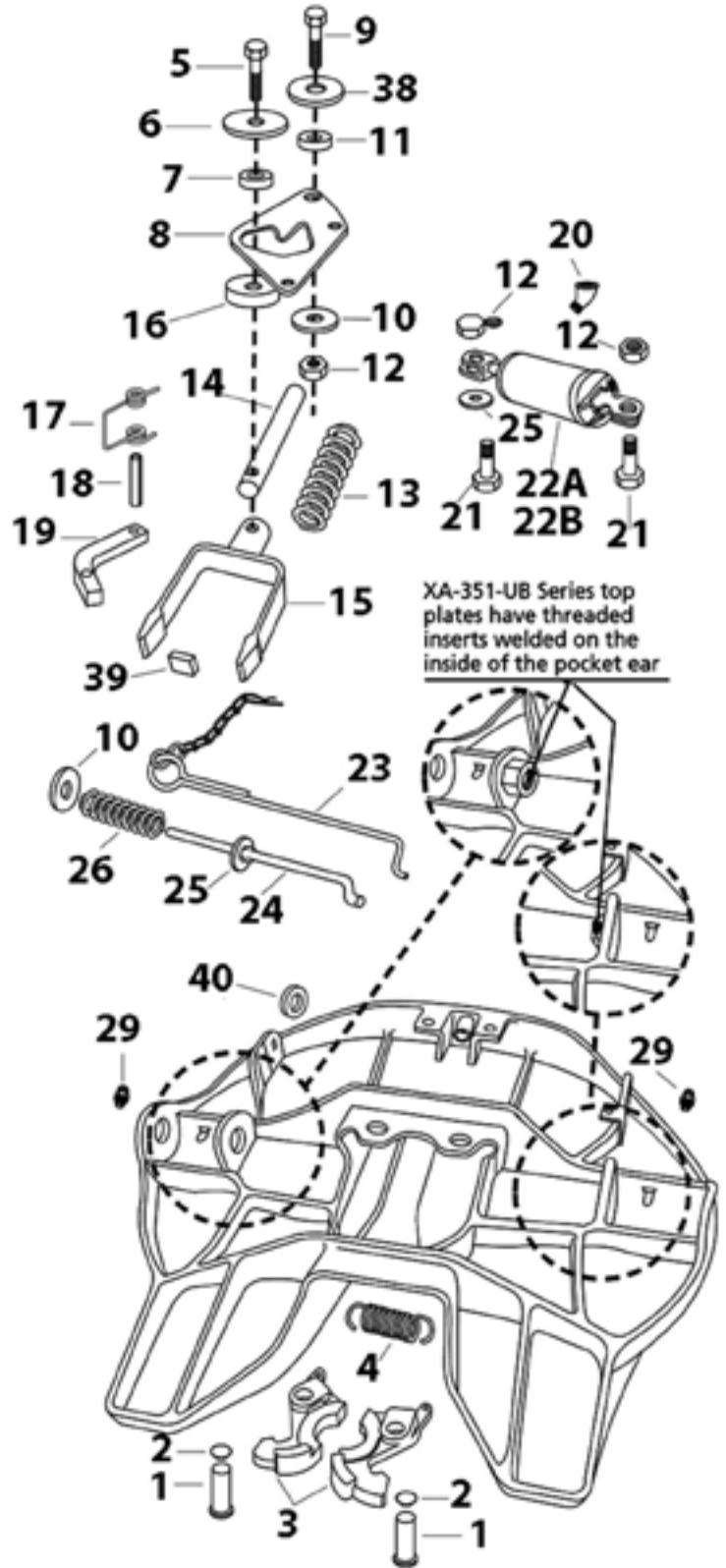


ELEVATOR BOLT KITS 100PCS PER BAG BOLT & KEEPER NUT	
Part Number	Description
KIT0411	1/4"-20 X 1-1/4"
KIT0412	1/4"-20 X 1-1/2"
KIT0420	1/4"-20 X 2"
KIT0430	1/4"-20 X 3"
KIT0612-100	3/8"-16 X 1-1/2"
KIT0620-100	3/8"-16 X 2"

ROLL-UP DOOR PULL STRAPS LOOPED W/ RETAINER UNLESS NOTED		
Part Number	Length	Notes
TG-80844-18	18"	
9723		
TG-9723-19-2	19"	
TG-80844-24	24"	
1532	32"	
TG-80844-32-1		COLDSAVER
TG-80844-32-2		BLACK RETAINER
TG-9723-32-2		
9723-1BLK		
TG-9723-36-1	36"	BLACK RETAINER NO LOOP



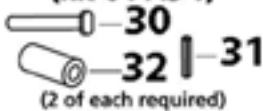
## XA-351-03505 & XA-351-UB COMPONENTS



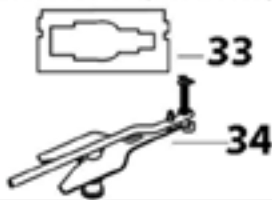
**Air Cylinder Table**

Top Plate Assembly	Air Cylinder Components
XA-351-03505	Items 20 and 22A
XA-351-03505-2	Items 20 and 22A
XA-351-03505-3	Item 22B, omit item 20
XA-351-03505-4	Items 20 and 22B
XA-351-UB	Items 20 and 22A

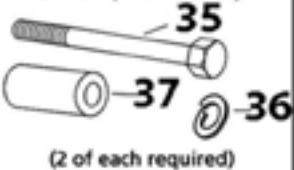
**Bracket Components  
XA-351-03505 Series  
ONLY (not included)  
(RK-04413-1)**



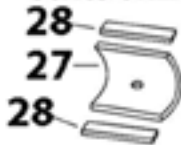
**Accessories (not included)**



**Bracket Components  
XA-351-UB Series  
ONLY (not included)**



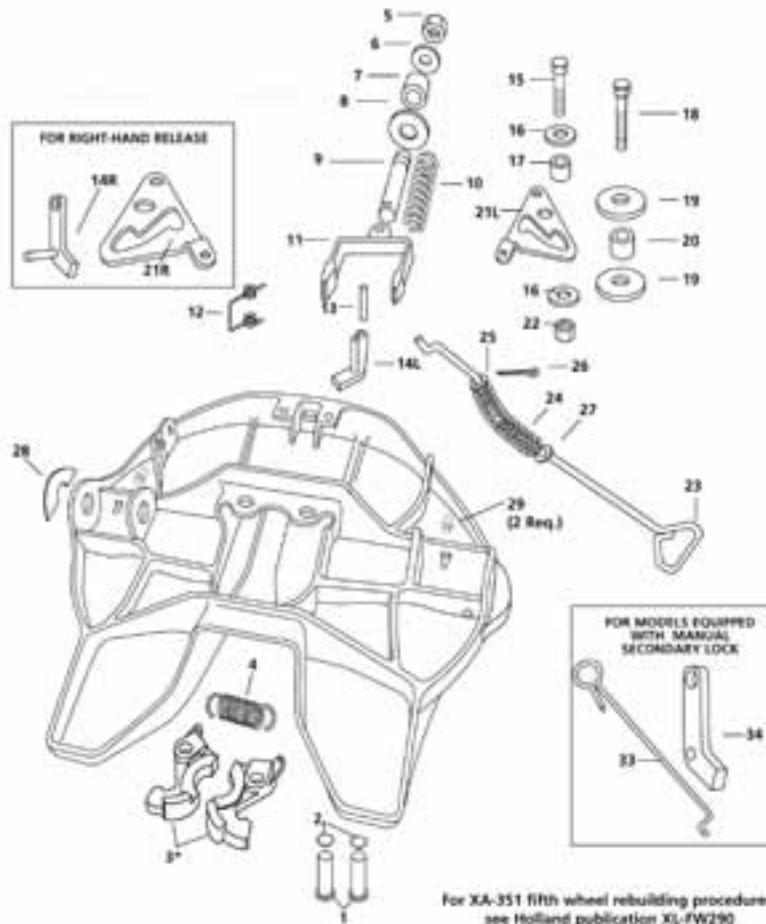
**XA-351-03505  
Series ONLY**



## XA-351-03505 & XA-351-UB COMPONENTS

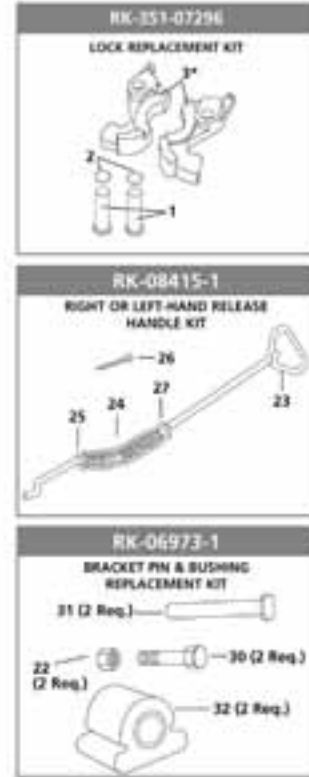
Item	Part Number	Description
1	XA-07292-1	LOCK PIN
2	XB-07398	RETAINING RING
3	XA-08332-1	LOCK JAW SET
4	XB-07628	EXTENSION SPRING
5	XB-10035	HEX HEAD CAP SCREW (5/8"-18 X 2")
6	XB-07431	WASHER (5/8" I.D X 2 5/8" O.D X 3/4" THICK)
7	XA-1507-1	ROLLER (5/8" I.D)
8	XA-08988	CAM PLATE
9	XB-2083	HEX HEAD CAP SCREW (1/2"-20 X 1 3/4")
10	XB-08559	WASHER (1/2" I.D X 1 3/4" O.D)
11	XA-1029	ROLLER (1/2" I.D)
12	XB-T-69-A	LOCKNUT (1/2"-20)
13	XB-1505	YOKE SPRING
14	XA-1706-1	YOKE SHAFT
15	XA-07295	YOKE
16	XA-09040	CAM SPACER
17	XB-2149	TORSION SPRING
18	XB-21-S-500-2750	ROLL PIN (1/2" X 2 3/4")
19	XA-3528	SECONDARY LOCK
20	XB-698	45° STREET ELBOW
21	XB-T-89-5	HEX HEAD CAP SCREW (1/2"-20 X 1 3/4")
22A	XA-2524-R-13-1	AIR CYLINDER
22B	XA-2524-R-13-4	
23	XA-3546	SECONDARY LOCK HANDLE
24	XA-09041	RELEASE HANDLE
25	XB-PW-1732-1-116	WASHER (1/2" I.D X 1" O.D)
26	XB-07291	COMPRESSION SPRING
27	XA-03423	BRACKET BEARING
28	XA-0268	BRACKET STOP BLOCK
29	XB-H-38	GREASE FITTING
30	XA-2016	BRACKET PIN
31	XB-21-S-375-1750	ROLL PIN (3/8" X 1 3/4")
32	XB-0011	RUBBER BUSHING
33	TF-0110	KINGPIN GAUGE
34	TF-TLN-5001	KINGPIN LOCK TESTER
35	XB-BR-118-C-7	HEX HEAD CAP SCREW (1 1/8"-7 X 7")
36	XB-E-536	LOCK WASHER (1 1/8")
37	XB-1604-5	RUBBER BUSHING
38	XB-1030	WASHER (1/2" I.D X 2 1/4" O.D)
39	XA-09043	YOKE STOP
40	XA-09039	HANDLE GUIDE
41	XB-02967	NEVER SEEZ (NOT SHOWN)

## FW35 COMPONENTS



### XA-351 Rebuild Kit

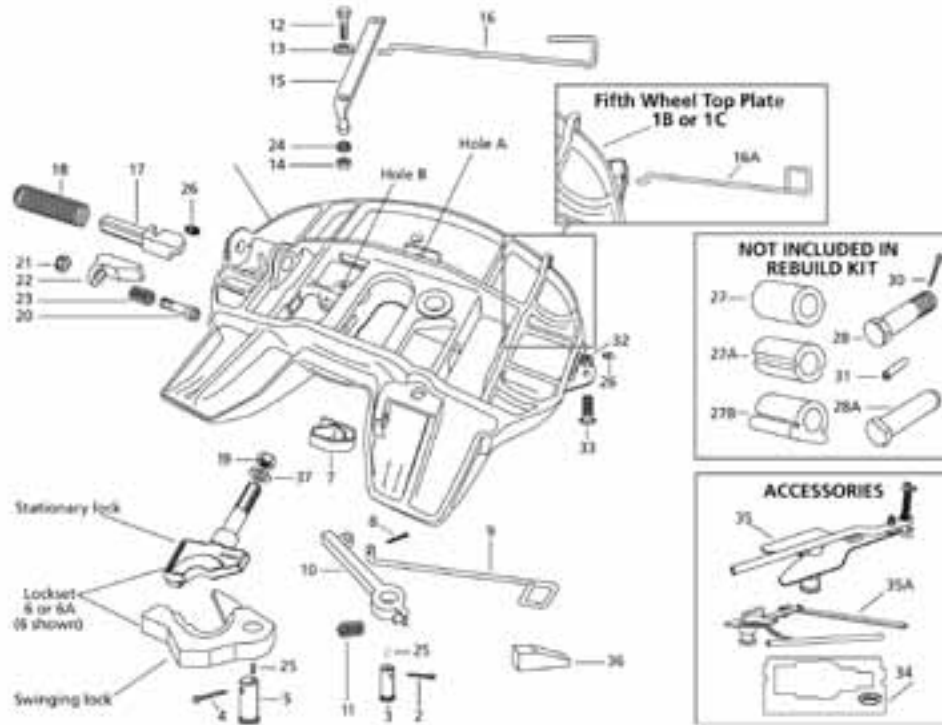
RK-351-A: Right-hand Release  
RK-351-A-L: Left-hand Release



Item	Part Number	Description
1	RK-07292-1	LOCK PIN (INCLUDES #2)
2	XB-07398	RETAINING RING
3	RK-351-07296	LOCK JAW KIT (INCLUDES #1 THRU #4)
4	XB-07628	EXTENSION SPRING
5	XB-HNH-34-F	LOCKNUT (3/4"-16)
6	XB-PW-1316-112	WASHER (1 1/2"O.D X 13/16"ID)
7	XB-1127	RUBBER WASHER
8	XB-02312	LOCK ADJUSTMENT TAG
9	XA-1706	YOKE SHAFT
10	XB-1505	COMPRESSION SPRING
11	XA-07295	YOKE SHAFT
12	XB-2149	TORSION SPRING
13	XB-21-S-500-2750	ROLL PIN (1/2" X 2 3/4")
14L	XA-3542-L	SECONDARY LOCK (LEFT HAND)
14R	XA-3542-R	SECONDARY LOCK (RIGHT HAND)
15	XB-2083	HEX HEAD CAP SCREW (1/2"-20 X 1 3/4")
16	XB-08559	WASHER (1 3/4"O.D X 9/16"ID)
17	XA-1029	ROLLER (1/2" I.D.)

Item	Part Number	Description
18	XB-CX-58-F-134	HEX HEAD CAP SCREW (5/8"-18 X 1 3/4")
19	XB-07431	WASHER (2 5/8" X 21/32")
20	XA-1507	ROLLER (5/8" I.D.)
21L	XA-07150-L	CAM PLATE (LEFT HAND)
21R	XA-07150-R	CAM PLATE (RIGHT HAND)
22	XB-T-69-A	LOCKNUT (1/2"-20)
23	RK-07151-1	RELEASE HANDLE (UNIVERSAL)
24	XB-07291	COMPRESSION SPRING
25	XB-PW-1732-1-116	WASHER (11/16"O.D X 1/2"ID)
26	XB-07508	COTTER PIN (1/8" X 1 1/4")
27	XB-T-49	WASHER (1 3/8"O.D X 9/16"ID)
28	XB-07610	OPERATION TAG
29	XB-H-38	GREASE ZERK
30	XB-C-95	HEX HEAD CAP SCREW (1/2"-20 X 1 1/4")
31	XE-06356	BRACKET PIN
32	XB-0011-2	RUBBER BUSHING
33	XA-3542-M	MANUAL SECOND LOCK RELEASE HANDLE
34	XA-3528	MANUAL SECONDARY LOCK

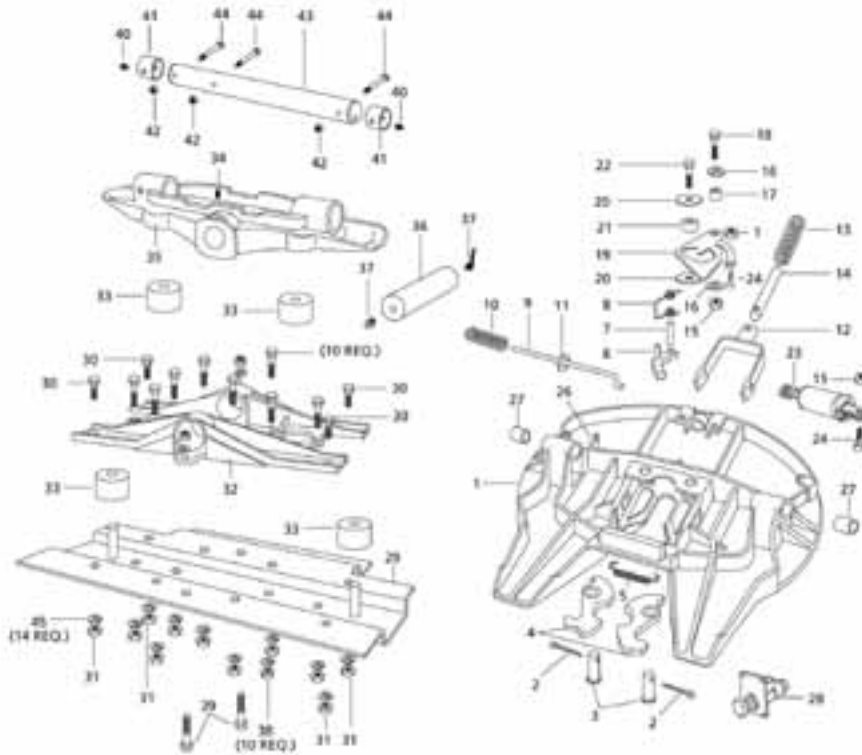
## FW0070 COMPONENTS



Item	Part Number	Description
1	XA-71-DAP	FIFTH WHEEL TOP PLATE FOR 2" KINGPIN
1A	XA-71-OAP	FIFTH WHEEL TOP PLATE FOR 3.5" KINGPIN
1B	XA-71-03706	FIFTH WHEEL TOP PLATE-2" KINGPIN FOR FW2570-7103 SERIES OR FW2570-7113 SERIES
1C	XA-03711	FIFTH WHEEL TOP PLATE-3.5" KINGPIN FOR FW2570-7103 SERIES OR FW2570-7113 SERIES
2	XB-5	COTTER PIN (1/4" X 2")
3	XA-1016-C	LOCK PIN
4	XB-T-60	COTTER PIN (1/4" X 2.5")
5	XA-FW-108-D	LOCK PIN
6	XA-FW-104-D	LOCK SET FOR 2" KINGPIN
6A	XA-FW-104-03	LOCK SET FOR 3.5" KINGPIN
7	XA-FW-128	SPRING
8	XB-16	COTTER PIN (1/8" X 1")
9	XA-FW-78	SECONDARY LOCK RELEASE HANDLE
10	XA-FW-137-2	SECONDARY LOCK ARM
11	XB-1028-2	SPRING
12	XB-2083	HEX HEAD BOLT (1/2"-20 X 1 3/4")
13	XB-T-49	PLAIN WASHER
14	XB-T-69-A	HEX LOCK NUT
15	XA-1005-FH	RELEASE LEVER
16	XA-1117-H	RELEASE HANDLE
16A	XA-03715	
17	XA-1104	PLUNGER
18	XB-1007	COMPRESSION SPRING (RED)

Item	Part Number	Description
19	XB-04473	JAM NUT (1")
20	XB-09407	SOCKET HEAD CAP SCREW
21	XB-HNH-58-C	LOCK NUT (5/8"-11)
22	XD-3123-1	ADJUSTING WEDGE
23	XB-403	COMPRESSION SPRING
24	XB-02949	NYLON BUSHING
25	XB-0769	LUBE FITTING (90°)
26	XB-H-38	LUBE FITTING
27	XB-1604-9	BUSHING (PRIOR TO 5/82)
27A	XB-0012-1	BUSHING (5/82 TO 9/87)
27B	XB-0012-3	BUSHING (AFTER 9/87)
28	XA-2632	PIVOT BOLT (PRIOR TO 11/86)
28A	XE-02759	PIVOT PIN (AFTER 11/86)
29	XB-T-9N-2	NUT (PRIOR TO 11/86) (NOT SHOWN)
30	XB-T-60	COTTER PIN (PRIOR TO 11/86)
31	XB-21-S-375-1750	ROLL PIN
32	XB-T-69-A	HEX LOCK NUT
33	XB-08002	SOCKET BUTTON HEAD CAP SCREW
34	TF-0110	KINGPIN GAUGE
35	TF-TLN-5001	2" KINGPIN LOCK TESTER
35A	TF-TLN-1500	3.5" KINGPIN LOCK TESTER
36	XA-05768-1	ADJUSTING BLOCK
37	XB-10327	LOCK WASHER (1")

## FW1560-C COMPONENTS

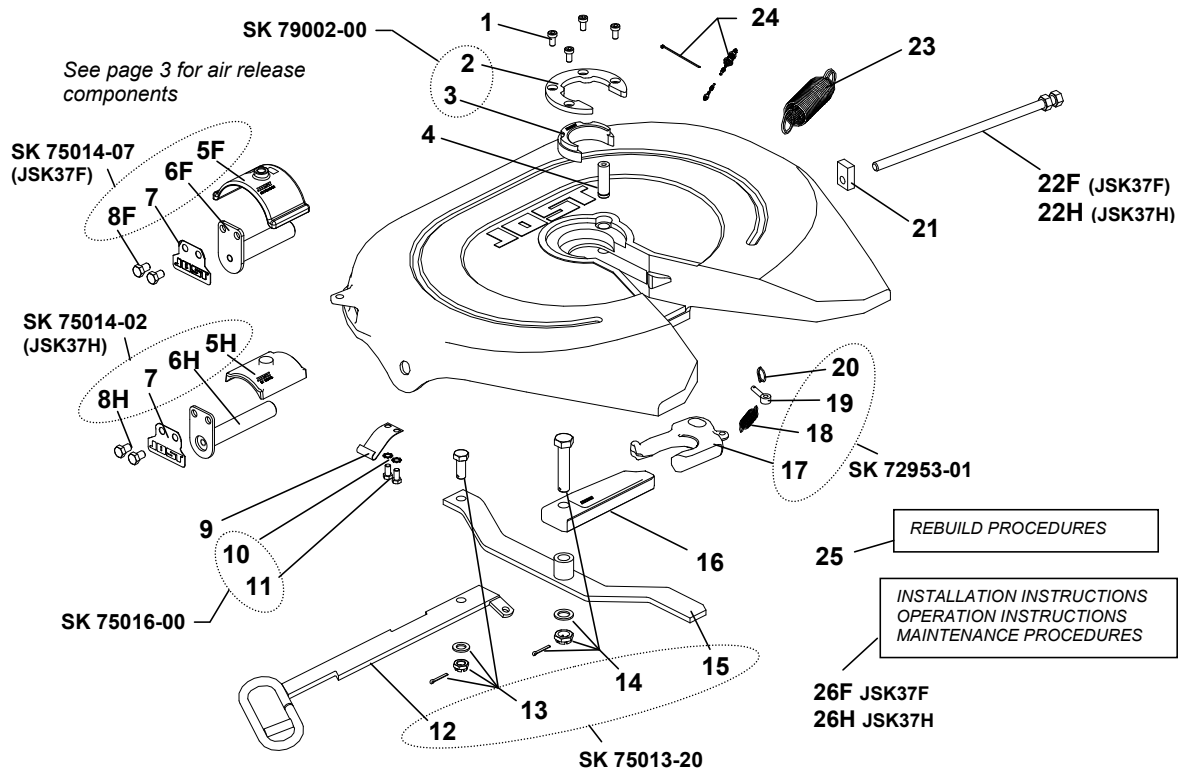


Item	Part Number	Description
1	XA-1501-CA1S	FIFTH WHEEL SUBASSEMBLY COMPLETE LESS BASE AND SHAFT
2	XB-5	COTTER PIN
3	XA-1313	LOCK PINS
4	XA-1704-X	LOCK SET
5	XB-GT-13-1	EXTENSION SPRING
6	XA-3542-R	SECONDARY LOCK SUBASSEMBLY
7	XB-21-S-500-2750	ROLLED PIN
8	XB-2149	TORSION SPRING
9	XA-1707-5	HANDLE
10	XB-1028-1	SPRING
11	XB-PW-1732-1-116	WASHER
12	XA-1703-F	YOKE
13	XB-1505	SPRING
14	XA-1706-1	YOKE SHANK
15	XB-T-69-A	LOCKNUT (1/2"-20)
16	XB-T-49	PLAIN WASHER
17	XA-1029	ROLLER
18	XB-2083	HEX BOLT (1/2"-20 X 1 3/4")
19	XA-1705-7A	CAM PLATE
20	XB-1030-1	WASHER
21	XA-1507-1	ROLLER
22	XB-CX-58-F-134	HEX BOLT (5/8"-18 X 1 3/4")
23	XA-2524-R-4-1	AIR CYLINDER

Item	Part Number	Description
24	XB-T-89-5	HEX HEAD CAP SCREW (1/2"-20 X 1 3/4" LONG)
25	XA-1512	CYLINDER SUPPORT
26	XA-1532	LEVER BRACKET
27	XB-03429	BEARING
28	XB-2556	AIR CONTROL VALVE
29	XA-H-15-C-60	MOUNTING PLATE SUBASSEMBLY
30	XB-9	HEX BOLT (5/8"-18 X 1 1/2")
31	XB-E-540	HEX NUT (5/8"-18)
32	XA-61-A	ROCKER BED
33	XB-70	RUBBER CUSHION
34	XB-2896	SET SCREW
35	XA-62	ROCKER ARM
36	XA-63-1	ROCKER PIN
37	XB-H-38	LUBE FITTING
38	XB-1316	HEX NUT (5/8"-11)
39	XB-T-97	HEX BOLT (5/8"-11 X 2 1/2")
40	XB-767	LUBE FITTING
41	XA-H-72-A	COLLAR
42	XB-338	NUT (3/8"-16)
43	XA-64	SHAFT
44	XB-03437	HEX BOLT (3/8"-16 X 3 1/2")
45	XB-T-99	LOCK WASHER
46	XB-02967	NEVER SEEZ (NOT SHOWN)



## 37FSL & 37HSL COMPONENTS



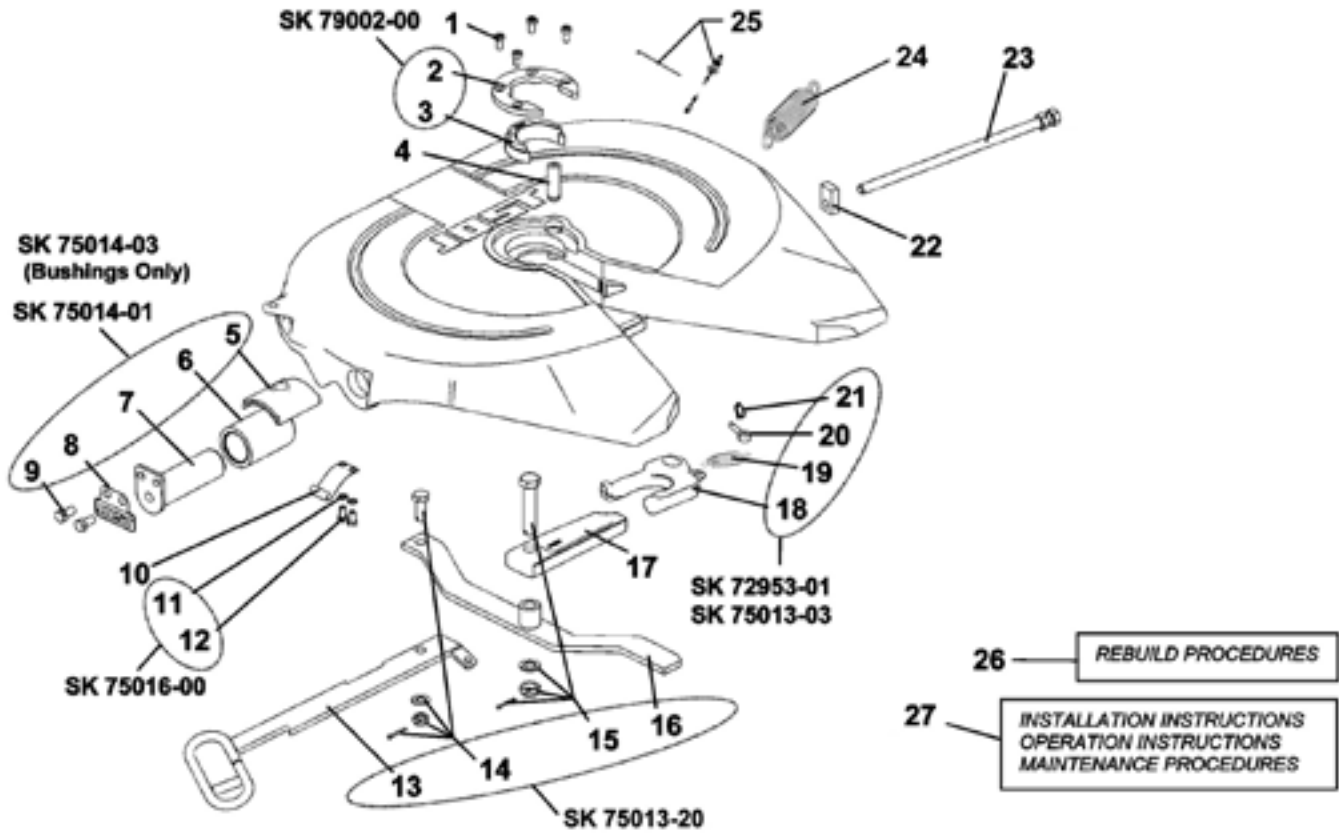
Item	Part Number	Description
1	SK 73121-55	CUSHION RING BOLT
2	SK 3105-93	RETAINER
3	SK 3105-92	CUSHION RING INSERT
4	SK 72106-67	LOCK JAW PIVOT PIN
5F	SK 79048-02	COLLAR (JSK37F)
5H	SK 73105-95	COLLAR (JSK37H)
6F	SK 79011-12	BRACKET PIN (JSK37F) - 1-1/4"
6H	SK 73104-05	BRACKET PIN (JSK37H) - 1-1/8"
7	SK 73104-47	TAB WASHER
8F	SK 70202-15	1/2"-13 X 3/4" LG. HEX BOLT (JSK37F)
8H	SK 73121-28B	3/8"-16 X 3/4" LG. HEX BOLT (JSK37H)
9	SK 70993-00	RELEASE HANDLE PLATE SPRING
10	SK 70301-00	LOCK WASHER
11	SK 70202-09	3/8"-16 HEX BOLT
12	SK 73105-15	LH RELEASE HANDLE
13	SK 71513	PIVOT BOLT ASSEMBLY

Item	Part Number	Description
14	SK 73221-01	LOCKING BAR BOLT ASSEMBLY
15	SK 3105-140	LH LEVER WITH BUSHING
16	SK 3205-06	LOCKING BAR
17	SK 1489LZ	LH LOCK JAW
18	SK 847	LOCK JAW SPRING
19	SK 2106-69	EYE BOLT
20	SK 2106-70	RING
21	SK 73205-07	GUIDE PIECE
22F	SK 79010-07	ADJUSTING SCREW (JSK37F)
22H	SK 3105-151	ADJUSTING SCREW (JSK37H)
23	SK 3105-20	DOUBLE TENSION SPRING
24	SK 3108-02	LUBRICATING KIT
25	LT JSK37-03	REBUILD PROCEDURES
26F	SK 75020-22	INFO PACK (JSK37F)
26H	SK 75020-14	INFO PACK (JSK37H)

MAJOR REBUILD KIT	
COMPLETE REBUILD KIT INCLUDES ITEMS 1-25 ABOVE	
Top Plate	Part Number
JSK37FSL	SK 75013-14
JSK37HSL	SK 73221-52Z

MINOR REBUILD KIT	
CUSHION & LOCK JAW INCLUDES ITEMS 1-4, 17-20 & 24 ABOVE	
Top Plate	Part Number
JSK37FSL	SK 73221-50Z
JSK37HSL	

## 37USL COMPONENTS



Item	Part Number	Description
1	SK 73121-55	CUSHION RING BOLT
2	SK 3105-93	RETAINER
3	SK 3105-92	CUSHION RING INSERT
4	SK 72106-67	LOCK JAW PIVOT PIN
5F	SK 3105-95	COLLAR
6	SK 2905-94	BUSHING
7	SK 79011-03	BRACKET PIN 50MM
8	SK 73104-47	TAB WASHER
9	SK 70202-15	1/2"-13 X 3/4" LG. HEX BOLT
10	SK 70993-00	RELEASE HANDLE PLATE SPRING
11	SK 70301-00	LOCK WASHER
12	SK 70202-09	3/8"-16 HEX BOLT
13	SK 73105-15	LH RELEASE HANDLE
14	SK 71513	PIVOT BOLT ASSEMBLY

Item	Part Number	Description
15	SK 73221-01	LOCKING BAR BOLT ASSEMBLY
16	SK 3105-140	LH LEVER WITH BUSHING
17	SK 3205-06	LOCKING BAR
18	SK 1489LZ	LH LOCK JAW
19	SK 847	LOCK JAW SPRING
20	SK 2106-69	EYE BOLT
21	SK 2106-70	RING
22	SK 73205-07	GUIDE PIECE
23	SK 3105-151	ADJUSTING SCREW W/ HEX NUT
24	SK3105-20	DOUBLE TENSION SPRING
25	SK 3108-02	LUBRICATING KIT
26	LT JSK37-03	REBUILD PROCEDURES
27	SK 75020-01	INFO PACK

### MAJOR REBUILD KIT

COMPLETE REBUILD KIT  
INCLUDES ITEMS 1-26 ABOVE

Part Number

SK 75013-00


### MINOR REBUILD KIT

CUSHION & LOCK JAW  
INCLUDES ITEMS 1-4, 18-21 & 25 ABOVE

Part Number

SK 73221-50Z

## GREAT DANE UPPER COUPLERS



Part Number	King Pin Setting	Bottom Plate	Width	Height	Corner Radius	Note		
10210309001	30"	.25"	101.66"	3.50"	6"	GALVANIZED		
A10205468G00				5.50"				
10210124001		.31"		94.80"	4.25"	10"	HALF EXTENSION	
10210260001					.38"	101.66"	6"	P-SERIES
10204501							3"	P-101 MODEL
10204801	.25"	101.66"	3.50"	6"				
10210183				3"				
10212007	.25"	101.66"	4.25"	6"				
A10205586001				3"	COMPOSITE MODEL			
A10205659001	36"	.25"	101.13"	4.25"	6"			
10203607001			101.66"		10"			
10205109003			94.80"		6"			
10205109005			101.66"	4.50"	10"			
10205109027					6"			
43499003			101.16"	6"	10"			
A10205425001			101.66"					
A10205441001			95.30"	6"		HALF EXTENSION		
A10205619001			101.66"					
A10205619002			95.30"					
A10205619G00			42.75"	4.50"		GALVANIZED		
16300502			.31"	101.66"	3.50"	10"	FLATBED	
10202902001						94.80"	6"	
10204001001							10"	
10202403001						101.66"	3.75"	10"
10202404002	6"							
10203201002	94.80"	4.25"	10"					
10203202002	101.66"		6"					
10205109001	.38"	101.66"	4.25"	10"				
10205109006				94.80"	6"			
10205109013								
10205109029				94.80"				
10205122001						EXTENSION		



# DRAWBARS, KINGPINS, COUPLERS



**Great Dane**  
GENUINE PARTS

**MAIN BEAMS, KINGPINS, ACCESSORIES**

## MAIN BEAMS



Part Number	Bottom Plate	Width	Height	End Bars
GDP30200743001	.25"	101.16"	3.50"	NO
GDP30234188			3.75"	
GDP30233553		95.30"	4.25"	YES
GDP30233533		94.80"		NO
GDP30233561		101.66"		YES
GDP30233539			NO	
GDP30233678	.31"	94.80"	3.50"	NO
GDP30233455	3.75"			
GDP30233555	.38"	95.30"	4.25"	YES
GDP30233535		94.80"		NO
GDP30233566		101.66"		YES

## SLICK DISCS



Part Number	Diameter	Note
SLICKDISC-32	32"	WITH SNAP RING
SLICKDISC-36	36"	
SNAPRING		FOR SLICK DISC

## KINGPIN LOCKS



Part Number	Key
GDA770	RANDOM
GDA770-116	E-116
GDA770-611	E-1611
51674034	BH001M

## HOLLAND KINGPINS



Part Number	Plate Thickness
KP-T-809-CF	.25"
KP-T-809-EF	.31"
KP-T-809-F	.38"
KP-T-809-BF	.50"



Dim A

Part Number	Plate Thickness	Dim A
KP-AAR-3C	.25"	1.94"
KP-AAR-5C		2.44"
KP-AAR-5	.38"	



TRAILMOBILE TYPE	
Part Number	Plate Thickness
2-52-40	.25"
2-52-41A	.31"

**BOLT-ON DRAWBAR EYES**


Part Number	Type	Vertical Load	Gross Trailer Weight
DB-060FQ1	BOLT-ON 3" I.D. EYE	15,000 LBS	60,000 LBS



Part Number	Type	Vertical Load	Gross Trailer Weight
DB-1228-1	BOLT-ON 2 1/2" I.D. EYE	4,000 LBS	20,000 LBS



Part Number	Type	Vertical Load	Gross Trailer Weight
DB-1249-49	BOLT-ON 3" I. D. EYE	9,000 LBS	45,000 LBS



Part Number	Type	Vertical Load	Gross Trailer Weight
DB-1250-3	BOLT-ON 2 1/2" I.D. EYE	3,000 LBS	15,000 LBS



Part Number	Type	Vertical Load	Gross Trailer Weight
207S	2 3/8" I.D. 1 1/2" X 2" SHAFT	2,500 LBS	90,000 LBS



Part Number	Type	Vertical Load	Gross Trailer Weight
307S	3" I.D. 1 1/2" X 2" SHAFT	2,500 LBS	150,000 LBS

**WELD-ON DRAWBAR EYES**


Part Number	Type	Vertical Load	Gross Trailer Weight
20	WELD-ON 2 3/8" I.D.	15,000 LBS	100,000 LBS
DB-1400	WELD-ON 2 3/8" I.D.	18,000 LBS	90,000 LBS



Part Number	Type	Vertical Load	Gross Trailer Weight
8	WELD-ON 2 3/8" I.D.	15,000 LBS	100,000 LBS



Part Number	Type	Vertical Load	Gross Trailer Weight
21	WELD-ON 2 3/8" I.D.	15,000 LBS	100,000 LBS

## PINTLE HOOK COUPLING ACCESSORIES



Part Number	Description
2000PK	PARTS KIT FOR 2200, 2300, 2300B, 2400, 2400H COUPLING



Part Number	Description
270PK	PARTS KIT FOR 270 COUPLING



Part Number	Description
370PK	PARTS KIT FOR 370, 370B, 570 COUPLING



Part Number	Description
470PK	PARTS KIT FOR 470, 470H COUPLING



Part Number	Description
2075K	LOW PROFILE HANDLE KIT FOR 2075, 2074, 373B, 44-62



Part Number	Description
271	PUSHROD THIMBLE .88" X 2.75"



Part Number	Description
281	TYPE 24 AIR CHAMBER FOR AIR ADJUSTED COUPLINGS & DRAWBAR EYES



Part Number	Description
267	AIR CHAMBER MOUNTING BRACKET FOR 270, 2200 & SAF-TITE 100 COUPLINGS



Part Number	Description
467	AIR CHAMBER BRACKET FOR 360, 370, 470, 470H, 2300, 2400, 2400H, 100-3, 100-4



Part Number	Description
47	PUSHROD COUPLER 3 5/8" 5/8"-18 NF TO 3/4"-16 NF



Part Number	Description
274	SHOE PIN 3/4" X 3 13/16"
274A	LOCKNUT 3/4" FOR #274

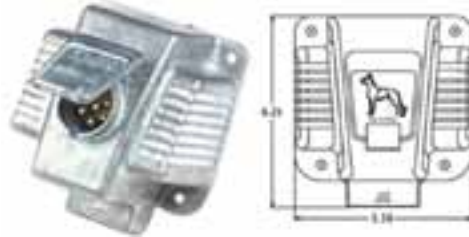


Part Number	Description
279	ADJUSTER SHOE FOR 100, 100-4 & 10 COUPLERS

### GROTE



Part Number	Description
01-8714-70	ULTRA NOSE BOX, NYLON SOLID PINS
01-8715-70	ULTRA NOSE BOX, NYLON SPLIT PINS



Part Number	Description
01-8759-70	NOSE BOX 7-WAY DIE CAST



Part Number	Description
43684	RECEPTACLE MOUNTING BOX



Part Number	Description
50878	SMART BOX RECEPTACLE KIT SOLID PINS



Part Number	Description
87250	ULTRA-PIN RECEPTACLE SPLIT PIN



Part Number	Description
87220	ULTRA-PIN RECEPTACLE
87240	ULTRA-PIN RECEPTACLE W/ 99510 TERMINAL KIT

**HALDEX**


Part Number	Description
BE23703	7-WAY SOCKET ZINC DIE CAST WIRE INSERT CONNECTION



Part Number	Description
BE23712	7-WAY ISO 3731 W/YELLOW COVER FEMALE GROUND



Part Number	Description
BE23101	SINGLE POLE TAILGATE SOCKET W/RED COVER



Part Number	Description
BE26100	NOSE BOX ASSEMBLY W/ GLADHANDS INTERLINE STYLE 6-WAY/7-WAY 15 AMP BREAKER PANEL & QUICK INSERT
BE26101	SAME EXCEPT AIR LINES EXIT BOTTOM OF SIDE BLOCKS



Part Number	Description
BE26103	NOSE BOX ASSEMBLY W/ GLADHANDS INTERLINE STYLE 7-WAY 15 AMP BREAKER PANEL



Part Number	Description
BE23102	SINGLE POLE CONNECTOR W/SPRING GUARD
BE23404	4-WAY CONNECTOR PLUG W/SPRING GUARD
BE23784	7-WAY CONNECTOR PLUG W/SPRING GUARD



Part Number	Description
BE24000	7-WAY SPLIT PIN RECEPTACLE NO BREAKERS
BE24015	7-WAY SPLIT PIN RECEPTACLE 15 AMP BREAKERS
BE24020	7-WAY SPLIT PIN RECEPTACLE 20 AMP BREAKERS
BE24030	7-WAY SPLIT PIN RECEPTACLE 30 AMP BREAKERS



Part Number	Description
BQ24002	RECEPTACLE COVER KIT



Part Number	Description
BE22320	20 AMP CIRCUIT BREAKER
BE22330	30 AMP CIRCUIT BREAKER

## PHILLIPS



### 7-WAY ZINC DIE CAST SOCKETBREAKERS

Part Number	Description
15-752	SPLIT PINS 20 AMP BREAKERS LOW PROFILE
15-760	SPLIT PINS NO BREAKERS EXTENDED BARREL
15-762	SPLIT PINS 20 AMP BREAKERS EXTENDED BARREL
15-763	SPLIT PINS 30 AMP BREAKERS EXTENDED BARREL
15-773	REPLACEMENT FACE PLATE EXTENDED BARREL



### 7-WAY NON-METALLIC STA-DRY SOCKETS SPLIT PINS

Part Number	Description
16-720	WIRE INSERT CONNECTIONS
16-722	RING TERMINAL CONNECTIONS
16-724	BULLET CONNECTIONS
16-726	BULLET CONNECTION W/ LOCKING CLIP FOR OCS



### 7-WAY NON-METALLIC SOCKETBREAKERS

Part Number	Description
16-760	SPLIT PINS NO BREAKERS
16-762	SPLIT PINS W/20 AMP BREAKERS
16-7602-28	SOLID PINS NO BREAKERS 28-PIN REAR
16-7622-28	SOLID PINS W/ 20 AMP BREAKERS 28-PIN REAR
16-7632-28	SOLID PINS W/ 30 AMP BREAKERS 28-PIN REAR



### 7-WAY NON-METALLIC SOCKETBREAKERS W/ 3.5" NOSE BOX

Part Number	Description
16-7709-28	SPLIT PINS NO BREAKERS 28-PIN REAR
16-77029	SOLID PINS NO BREAKERS
16-77029-28	SOLID PINS NO BREAKERS 28-PIN REAR
16-77229-28	SOLID PINS W/ 20 AMP BREAKERS 28-PIN REAR



Part Number	Description
16-775	NOSEBOX NON-METALLIC 3.5" DEEP



Part Number	Description
15-720	7-WAY SPLIT PINS WIRE INSERT CONNECTIONS



Part Number	Description
15-400	4-WAY SPLIT PINS WIRE INSERT CONNECTIONS
15-600	6-WAY SPLIT PINS WIRE INSERT CONNECTIONS



Part Number	Description
15-740	SOCKET BOOT FITS MOST 15 & 16 SERIES SOCKETS
B205010	SOCKET BOOT HALDEX

**PHILLIPS**



Part Number	Description
16-826	7-WAY NON METALLIC ISO (YELLOW) SOCKET, BULLET TERMINAL CONNECTION W/ FEMALE GROUND & LOCKING CLIP FOR QCS



Part Number	Description
16-863	7-WAY NON METALLIC ISO (YELLOW) SOCKETBREAKER W/ 30 AMP BREAKERS & FEMALE GROUND PIN



Part Number	Description
15-769	NOSEBOX 1-7/8" DEEP DIE CAST FOR 15 & 16 SERIES



Part Number	Description
16-714	7-CONDUCTOR BLADE TYPE SOCKET



Part Number	Description
16-798	LID REPLACEMENT KIT FOR STA-DRY SOCKETS



ZINC DIE CAST CONNECTORS W/ CABLE GUARD	
Part Number	Description
15-335	SINGLE POLE
15-430	4-WAY
15-630	6-WAY
15-730	7-WAY
15-830	7-PIN ISO PLUG (YELLOW INSERT)

### TRUCKLITE



Part Number	Description
50860	7-WAY RECEPTACLE SURFACE MOUNT SOLID PINS
50861	7-WAY RECEPTACLE SURFACE MOUNT SPLIT PINS
50865	RECEPTACLE W/ 20 AMP CIRCUIT BREAKERS SPLIT PINS
50866	7-WAY RECEPTACLE W/ THREADED STUDS SOLID PINS
50867	7-WAY RECEPTACLE W/ THREADED STUDS SPLIT PINS



Part Number	Description
50882	ADAPTER BOX SURFACE MOUNT BOTTOM ACCESS
50883	ADAPTER BOX SURFACE MOUNT REAR ACCESS

Part Number	Description
50805	NOSE BOX WITHOUT CIRCUIT BREAKER
50806	NOSE BOX W/ 15 AMP CIRCUIT BREAKER

Part Number	Description
50869	7-WAY RECEPTACLE FLUSH SPLIT PINS



Part Number	Description
50808	RECEPTACLE COVER REPAIR KIT FOR 50805/50806



Part Number	Description
50875	RECEPTACLE COVER SERVICE KIT



**JUNCTION BOXES & COMPONENTS**

**7-TERMINAL JUNCTION BOX KITS**

Part Number	Description
BE22020	2.5" DEEP 3.38" X 6.56" GROMMETS @ A, B, E & G
BE22040	2.5" DEEP 3.38" X 6.56" GROMMETS @ B, E, F & G



Part Number	Description
BE22080	6-TERMINAL JUNCTION BOX KIT 2" DEEP 2.63" X 4.75"



Part Number	Description
15-961	JUNCTION BOX 7-PIN RING TERMINAL



Part Number	Description
50400	JUNCTION BOX KIT SURFACE MOUNT
50816	COVER ONLY
50830	FILLER PLUG



Part Number	Description
50600	12-PORT JUNCTION BOX KIT
50830	FILLER PLUG



Part Number	Description
50840	COMPRESSION FITTING 3/8" I.D.
50841	COMPRESSION FITTING 1/2" I.D.
50842	COMPRESSION FITTING 3/4" I.D.



Part Number	Description
50850	JUNCTION BOX REPAIR KIT

### WATERPROOF EXTERIOR SWITCHES



Part Number	Description
41300801	2-WAY WATERPROOF SWITCH
41300804	3-WAY WATERPROOF SWITCH



Part Number	Description
41300802	2-WAY



Part Number	Description
41300912	WATERPROOF ELECTRIC BOX PVC



Part Number	Description
41300913	COVER W/ PLUNGER FOR 41300912 BOX



Part Number	Description
01-4400-70	AIR PRESSURE SWITCH FOR DOME LAMPS 36" LONG 2-CONDUCTOR CABLE 4.56"X 2.81" BOX



Part Number	Description
01-4400-71	AIR PRESSURE/RELAY SWITCH FOR DOME LAMPS 24" LONG 4-CONDUCTOR CABLE 4.75"X 4.50" BOX

**MISCELLANEOUS SWITCHES & TIMERS**


Part Number	Description
01-4438-70	INTERIOR SWITCH FOR DOME LAMPS



Part Number	Description
P-80-130	TOGGLE SWITCH CUP BACK MOUNT
P-80-131	TOGGLE SWITCH CUP SIDE MOUNT



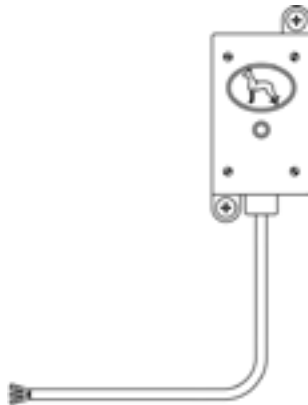
Part Number	Description
41300803	TOGGLE SWITCH 2-WAY



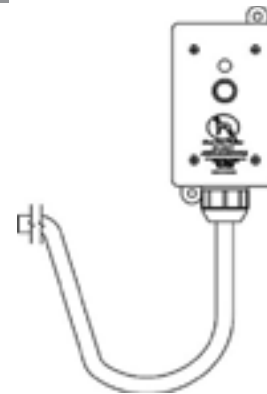
Part Number	Description
41300805	TOGGLE SWITCH 3-WAY
41300806	TOGGLE 4-WAY



Part Number	Description
38046	ABS ACCESSORY SWITCH

**TIMER SWITCHES**


Part Number	Description
01-4424-70	40 MINUTE ELECTRONIC 2-WAY TIMER SWITCH FOR DOME LAMPS 72" LONG 3-CONDUCTOR CABLE



Part Number	Description
01-4436-71	ELECTRONIC TIMER SWITCH FOR DOME LAMPS PROGRAMMABLE TIMER 20-40-60-80 MINUTES
01-4436-72	ELECTRONIC TIMER SWITCH FOR DOME LAMPS 40 MINUTE TIMER

### ABS COILED CABLES



Part Number	Description
87170	COILED ABS POWER CABLE, 15FT. GREEN W/ 1-12" & 1-48" LEAD 1-8GA, 2-10GA & 4-12GA



Part Number	Description
87100	12FT. GREEN W/ 12" LEADS, 1-8GA, 2-10GA & 4-12GA
87101	15FT GREEN 12" LEADS 1-8GA, 2-10GA & 4-12GA
30-4631	15FT GREEN 12" LEADS 1-8GA, 2-10GA & 4-12GA



Part Number	Description
30-9334	12FT. GREEN ELECTRACOIL STA-DRY QCMS2 W/ QCP 12" LEADS 1-8GA, 2-10GA & 4-12GA

### ELECTRICAL CABLES



Part Number	Description
87111	15FT BLACK, 12" LEADS 1-12GA & 6-14GA
24-4621	15FT BLACK, 12" LEADS 1-12GA & 6-14GA



Part Number	Description
87182	STRAIGHT 15FT BLACK H/D 1-10GA & 6-12GA



Part Number	Description
23-4625	15FT 1/4 GA SINGLE POLE LIFT GATE CABLE 100 AMP

### PRIMARY WIRE 100' SPOOLS



Part Number	Description
2-121	14GA BLACK
2-122	14GA BLUE
2-123	14GA BROWN
2-124	14GA GREEN
2-125	14GA RED
2-126	14GA WHITE
2-127	14GA YELLOW

Part Number	Description
2-131	12GA BLACK
2-132	12GA BLUE
2-133	12GA BROWN
2-134	12GA GREEN
2-135	12GA RED
2-136	12GA WHITE
2-137	12GA YELLOW

### ELECTRICAL CABLE



Part Number	Description
3-191	4-WAY CABLE 14GA (50FT ROLL)
3-242	7-WAY CABLE 1-12GA 6-14GA (100FT ROLL)



Part Number	Description
2-401	16GA 2-WAY JACKETED
2-402	14GA 2-WAY JACKETED



Part Number	Description
3-327	7-WAY LECTRAFLEX GREEN ABS CABLE 1-8GA 2-10GA 4-12GA (100FT ROLL)

## MISCELLANEOUS ELECTRICAL



Part Number	Description
510	BACK-UP ALARM 12V 97DB



Part Number	Description
575	BACK-UP ALARM 12V-24V 107DB



Part Number	Description
92900	BACK-UP ALARM 12V 97DB



Part Number	Description
44530	FLASHER 12-LAMP ELECTROMECHANICAL



Part Number	Description
97101	CABLE & CIRCUIT TESTER



Part Number	Description
97940	NYK-77 COMPOUND 8OZ
97944	NYK-77 COMPOUND 2OZ TUBE




Part Number	Description
84-4000	SHRINK TUBE 1/4" X 6"
84-4001	SHRINK TUBE 3/8" X 6"
84-4002	SHRINK TUBE 1/2" X 6"
84-4005	SHRINK TUBE 3/16" X 6"



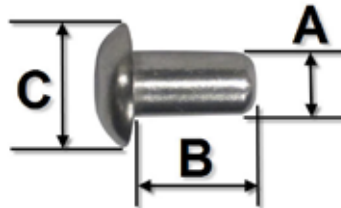
Part Number	Description
06-006-005	TIE WRAP 15.1" BLACK NYLON
06-005-004-C	TIE WRAP 11.2" BLACK NYLON
06-005-022C	TIE WRAP 14.5" BLACK NYLON
06-004-010-C	TIE WRAP 7.5" BLACK NYLON
85-6163	RELEASABLE TIE WRAP .50" X 23"

### ALUMINUM BRAZIER HEAD



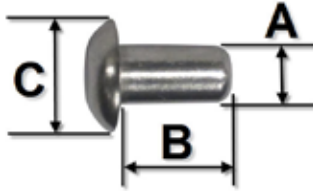
Part Number	Dim "A"	Dim "B"	Dim "C"	Notes	Part Number	Dim "A"	Dim "B"	Dim "C"	Notes		
3/16X5/16BH	3/16"	5/16"	31/64"		1/4X7/16BH	1/4"	7/16"	5/8"			
3/16X3/8BH		3/8"			SOFT		1/4X7/16BH		7/16"		
3/16X3/8BH							1/4X1/2MH	1/2"	1/2"	MODIFIED	
3/16X7/16BH		7/16"					1/4X1/2BH				
3/16X7/16BH							SOFT	1/4X1/2BH	5/8"	SOFT	
3/16X1/2BH		1/2"						1/4X9/16BH		9/16"	
3/16X1/2BH							SOFT	1/4X5/8MH	5/8"	1/2"	MODIFIED
3/16X9/16BH		9/16"						1/4X5/8BH			
3/16X5/8BH		5/8"						1/4X5/8BH	11/16"	5/8"	SOFT
3/16X5/8BH							SOFT	1/4X11/16BH			
5/16X5/8BH				11/16"				1/4X3/4BH	3/4"	5/8"	
3/16X3/4BH		3/4"		31/64"	SOFT		1/4X3/4BH				
1/4X3/8BH	1/4"	3/8"	5/8"		1/4X13/16BH	13/16"					
1/4X3/8BH					SOFT	1/4X7/8BH	7/8"				

### ALUMINUM UNIVERSAL HEAD



Part Number	Dim "A"	Dim "B"	Dim "C"	Part Number	Dim "A"	Dim "B"	Dim "C"	Part Number	Dim "A"	Dim "B"	Dim "C"
3/16X5/16UH	3/16"	5/16"	3/8"	1/4X3/8UH	1/4"	3/8"	1/2"	5/16X5/8UH	5/16"	5/8"	5/8"
3/16X3/8UH		3/8"		1/4X7/16UH		7/16"		5/16X3/4UH		3/4"	
3/16X7/16UH		7/16"		1/4X1/2UH		1/2"		5/16X7/8UH		7/8"	
3/16X1/2UH		1/2"		1/4X9/16UH		9/16"		5/16X1UH		1"	
3/16X9/16UH		9/16"		1/4X5/8UH		5/8"		3/8X3/4UH	3/8"	3/4"	3/4"
3/16X5/8UH		5/8"		1/4X3/4UH		3/4"		3/8X13/16UH		13/16"	
3/16X3/4UH		3/4"		1/4X7/8UH		7/8"		3/8X7/8UH		7/8"	
3/16X7/8UH		7/8"		1/4X1UH		1"		3/8X1UH		1"	

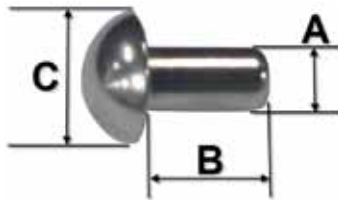
## PREPAINTED UNIVERSAL HEAD



Part Number	Dim "A"	Dim "B"	Dim "C"	Head	Color
42203601	3/16"	5/16"	3/8"	UNIVERSAL	WHITE
42207101		3/8"			TEAL
42207102		7/16"			WHITE
42203603		1/2"			BLACK
42203604					
42205404					

Part Number	Dim "A"	Dim "B"	Dim "C"	Head	Color
42205406	3/16"	9/16"	3/8"	UNIVERSAL	BLACK
42205405		5/8"			TEAL
42207103	1/4"	7/16"	1/2"		BLACK
42205413		1/2"			TEAL
42207104					

## ALUMINUM ROUND HEAD



Part Number	Dim "A"	Dim "B"	Dim "C"
1/4X1/2RH	1/4"	1/2"	1/2"
1/4X5/8RH		5/8"	
1/4X3/4RH		3/4"	
1/4X7/8RH		7/8"	

Part Number	Dim "A"	Dim "B"	Dim "C"
1/4X1RH	1/4"	1"	1/2"
3/8X5/8RH	3/8"	5/8"	3/4"
3/8X3/4RH		3/4"	
3/8X7/8RH		7/8"	

## STAINLESS STEEL RIVETS

Part Number	Dim "A"	Dim "B"	Dim "C"	Notes
3/16X5/16UHSS	3/16"	5/16"	3/8"	UNIVERSAL
3/16X3/8UHSS		3/8"		
3/16X3/8BHSS			7/16"	3/8"
3/16X7/16UHSS		31/64"		BRAZIER
3/16X7/16BHSS				

Part Number	Dim "A"	Dim "B"	Dim "C"	Notes
3/16X1/2UHSS	3/16"	1/2"	3/8"	UNIVERSAL
3/16X1/2BHSS			31/64"	BRAZIER
3/16X5/8UHSS		5/8"	3/8"	UNIVERSAL
3/16X9/16UHSS		9/16"		
1/4X1/2BHSS	1/4"	1/2"	5/8"	BRAZIER

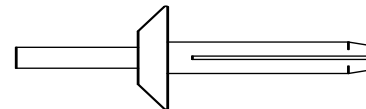


### PULL & DRIVE RIVETS



BLIND RIVETS			
Part Number	Diameter	Grip	
42204203	3/16"	5/8"	
42204701		7/8"	
42204702	1/4"	1-1/8"	
PROTRUDING HEAD "N" RIVETS			
Part Number	Diameter	Grip	
50183	1/4"	.251"-.375"	
50185		.376"-.500"	
50189		.626"-.750"	
AVEX RIVETS			
Part Number	Diameter	Grip	Head
AV16910619	3/16"	.187"-.437"	LOW PROFILE
AV16910621		.250"-.500"	
AV169103716		.376"-.500"	BRAZIER
AV16910621		.626"-.750"	

Part Number	Diameter	Grip
AD64BSLFF	3/16"	.126"-.250"
AD66BSLFF		.210"-.316"
AD68BSLFF		.375"-.500"
XAD68BSLF		.376"-.500"
AD610BSLFF		.501"-.625"
AD612BSLFF		.626"-.750"
XAD612BSLF		.660"-.750"
AD64HF		CLOSED END
AD66HF		CLOSED END
ADSD86BSF		1/4"
ADSD88BSF	.500"-.625"	
ADSD810BSF	.501"-.625"	
ADSD812BSF	.625"-.750"	
AD86HF	CLOSED END	



SHAVEABLE RIVETS		
Part Number	Diameter	Length
CRV6622068	3/16"	1/2"

DRIVE RIVETS		
Part Number	Diameter	Grip
42204007	1/4"	.254"-.650"
904086003	3/16"	.276"-.375"

### NYLON TAPITS




TAPITS					
Part Number	Type	Size	Length	Head	Nail
536052G	TAPIT	1/4"	1/2"	TRUSS	ALUMINUM
546052G			3/4"		
56503			3"		STEEL
566042G			1"		ALUMINUM

UNITAPS					
Part Number	Type	Size	Length	Head	Nail
576052G	TAPIT	1/4"	1-1/2"	TRUSS	ALUMINUM
586012G			2"		
646051G	UNITAP		1"		
666031G			1-5/8"		N/A



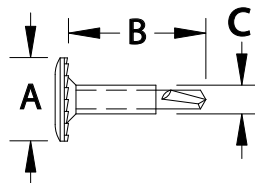
**SCREWS**



**SCREWS**

MISCELLANEOUS SCREWS								
Part Number	Diameter	Length	Head	Drive	Point Type	Note		
42201804	3/16"	3/4"	TRUSS	PHILLIPS	A	S/S		
42201805		1"						
42201705		1-1/4"	ROUND					
42201177	1/4"	1"	TRUSS	TORX	AB	ZINC		
42202106			ROUND	PHILLIPS	B	GALVANIZED		
42201178		1-1/2"	TRUSS	TORX	AB	ZINC		
42201179		2"						
42201180		2-1/2"						
42201169		3"	FLAT		F			
42201170		3-1/2"						
42201171		4"						
42201172		4-1/2"						
42201807		5/16"	1"		TRUSS		PHILLIPS	UNC
42203313	FLAT							
42201181	1-1/2"		TRUSS		TORX		F	
42201182								
42201119				2-1/2"		FLAT		
42205501	3/8"	1-1/4"	BUTTON	UNC		CADMIUM		
42205521						S/S		
42205522					TAMPERPROOF			
42203318					7"	FLAT	PHILLIPS	S/S

FLOOR SCREWS						
Part Number	Diam	Length	Head	Drive	Point Type	
42201504	1/4"	1"	FLAT	PHILLIPS	D	
42201129				TORX	F	
42201506		1-1/2"		PHILLIPS	D	
42201107				TORX	F	
42201508		2"		PHILLIPS	D	
42201130				TORX	F	
42201509		2-1/2"		PHILLIPS	D	
42201176				TORX	F	
42201510				PHILLIPS	A	
42201108		3"		TORX	F	
42201109						3-1/2"
42201110						4"
42201111						5"
42201112						6"
42201113	1-1/2"		TORX			F
41407	2"					
42201103	2-1/4"					
56939	2-1/2"					
42201121	3"					
42201104	3-1/2"					



PLYWOOD SCREWS					
Part Number	Dim "A"	Dim "B"	Dim "C"	Note	Drive
700-50-50	9/16"	3/4"	3/16"	EZ-IN/OUT	PHILLIPS
700-50-51		1"			
700-50-52		1-1/4"			
42201303	1/2"	1"	3/16"	WAFER HEAD	TORX
42201304		7/8"			
42201305		1-3/8"			
42201306		1-3/4"			
42201307		11/16"			
42201308		5/8"			
42201309	1/2"	11/16"	1/4"	WAFER HEAD	
42201310		3/8"			9/32"
42201313					

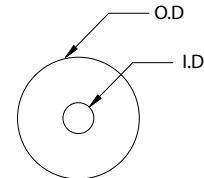
CAPSCREWS						
Part Number	Diam	Length	Head	Drive	Point Type	
42201666	3/16"	1-1/4"	PANHEAD	PHILLIPS	T	
42201163	1/4"	1-1/2"		TORX	BT	
42201122		2"				
42201116	5/16"	1"	PANHEAD	TORX	F	
42201132		2-1/2"				
42201133		3"				PHILLIPS
42201134		3-3/8"				TORX

## MISCELLANEOUS FASTENERS



BOLTS				
Part Number	Size	Length	Head	Note
42203821	5/16"-18	1/2"	ROUND	SQUARE NECK, S/S
42200533		1-1/4"	HEX	GR5, FULL THREAD
42200510	1"	GR5, FULL THREAD		
42200603	1-1/4"	CORROFLO		
42203813	3/8"-16	1-1/4"	ROUND	GR5, SQUARE NECK
42200575		1-1/2"	HEX	GR5, FULL THREAD
42200514		2"		GRADE 5
42206317		3"		GRADE 5
42200703		5"	ROUND	RIB NECK, S/S
42200402		7"	HEX	S/S
42200562		1-1/2"		GR5, FULL THREAD
42200530	6"	GRADE 5		
42200805	1-1/2"	GR8, FULL THREAD		
42200551	5/8"-11	1-3/4"	HEX	GR5, FULL THREAD
42200815	3/4"-10	2"	HEX	GR8, FULL THREAD
43800028	3/4"-16	3"	HEX	PHOS/OIL
42200527	1"-12	2-1/4"	HEX	GRADE 5, NF

BOLT KITS		
Part Number	Description	Qty Per Kit
KIT0411	BOLT KIT, ELEVATOR 1/4"-20X1-1/4" WITH KEEPER NUT	100
KIT0412	BOLT KIT, ELEVATOR 1/4"-20X1-1/2" WITH KEEPER NUT	
KIT0420	BOLT KIT, ELEVATOR 1/4"-20X2" WITH KEEPER NUT	
KIT0430	BOLT KIT, ELEVATOR 1/4"-20X3" WITH KEEPER NUT	
KIT0612-100	BOLT KIT, ELEVATOR 3/8"-16X1-1/2" WITH KEEPER NUT	
KIT0620-100	BOLT KIT, ELEVATOR 3/8"-16X2" WITH KEEPER NUT	
KITTX06	BOLT KIT, BOTTOM RAIL TORX 3/8"-16X1-1/4" WABASH STYLE WITH NUTS AND WASHERS	8
CMBK	BOLT KIT, CROSSMEMBER UNIVERSAL 3/8"-16X1-1/4" WITH NUTS AND WASHERS	4
MFBK	BOLT KIT, MUDFLAP UNIVERSAL 3/8"-16X1-1/4" WITH NUTS AND WASHERS	
SIRLGBK	BOLT KIT, UNIVERSAL LANDING GEAR 5/8"-11 X1-1/2" WITH NUTS AND WASHERS	10



NUTS		
Part Number	Size	Note
42200925	3/8"-16	NYLON LOCK
42200933	1/2"-13	ZINC
42200934	5/8"-11	NYLON LOCK GRADE 8
42200937	5/16"-18	GALVANIZED
42200961	3/4"-10	NYLON LOCK

WASHERS			
Part Number	I.D.	O.D.	Note
42201004	.406"	.812"	ZINC
42201013	.438"	1"	GALVANIZED
42201016	1.38"	2.13"	STEEL
42201020	1.63"	2.50"	ZINC
42201021	.53"	1.06"	
42201022	.375"	.75"	NEOPRENE STEEL BACK



NUTSERTS AND TEE NUTS	
Part Number	Description
41404	NUTSERT, 3/8"-16 CADMIUM PLATED
42203003	NUTSERT, 3/8"-16 YELLOW ZINC
42203007	NUTSERT, 3/8"-16 CLOSED END
42202901	NUT, TEE FOUR PRONG 1/4"-20 .350" BARREL
42202902	NUT, TEE FOUR PRONG 3/8"-16 .500 BARREL
42202916	NUT, TEE RIB NECK .25"-20 .313" BARREL ENCAPSULATED WHITE



COTTER PINS		
Part Number	Size	Length
42206002	1/8"	1"
41084MEPH	1/4"	2"
41085MEPH	3/8"	



**HUCKBOLTS**



LOCKBOLTS					
Part Number	Diam.	Length	Grip	Head	Type
C6LB-R12-4GA	3/8"	2.125"	.125"-.375"	ROUND	STEEL
C6LB-R12-8GA		2.375"	.375"-.625"		
C6LT-U12-12				TRUSS	S/S
C6LT-U12-4		2.125"	.125"-.375"		
C6LT-U12-6		2.25"	.250"-.500"		
C6LT-U12-8		2.375"	.375"-.625"		
42202609		3.125"	1.125"-1.375"		
2LC-R12G		3/8" STANDARD COLLAR			

HUCKTAINERS						
Part Number	Diam.	Length	Grip	Color	Note	
HLPEHY-R12-12	.395"	2.357"	.687"-.812"	YELLOW		
HLPEW-R12-12PL				WHITE	PIN LOCK	
HLPEW-R12-16PL		2.607"	.937"-1.062"			
HLPEW-R12-18PC				2.732"	1.062"-1.187"	
HLPEW-R12-18PL		GREY	PIN LOCK			
HLPEWR12-10PL				2.232"	.562"-.687"	
HLPMPG-R12-10PC		2.295"	.625"-.750"			
HLPMPG-R12-10PL				2.357"	.687"-.812"	
HLPMPG-R12-11PL		2.420"	.750"-.875"			
HLPMPG-R12-12PL				2.482"	.812"-.937"	
HLPMPG-R12-13PL		2.545"	.875"-1.00"			
HLPMPG-R12-14PL				2.607"	.937"-1.062"	
HLPMPG-R12-15PL		2.732"	1.062"-1.187"			
HLPMPG-R12-16PL				2.857"	1.187"-1.312"	
HLPMPG-R12-18PL		3.045"	1.375"-1.500"			
HLPMPG-R12-20				2.170"	.500"-.625"	
HLPMPG-R12-23PL		2.232"	.562"-.687"			
HLPMPG-R12-9PL				2.357"	.687"-.812"	
HLPMPHY-R12-10		2.232"	.562"-.687"			
HLPMPHY-R12-12PL				2.232"	.562"-.687"	
HLPMPW-R12-10PL		2.357"	.687"-.812"			
HLPMPW-R12-12PL						
HLPS-R12		LARGE BEARING SLEEVE				
HLPSC-R12		CLEARANCE SLEEVE				
HLPSGC-R12	SHORT GAP CLEARANCE SLEEVE					
HLPSM-R12	MEDIUM BEARING SLEEVE					



CAMTAINERS			
Part Number	Description	Color	Note
42205101	5/16"-18X1" (1.00"-1.17" GRIP)	GRAY	PIN
42205105	5/16"-18 (1" HEAD)	TORX NUT	
42205108	5/16"-18 (5/8" HEAD)		
42205115	5/16"-18 (1" HEAD)		
42205120	5/16"-18X1-7/16" (1.42"-2.09" GRIP)	WHITE	PIN
42205103	5/16"-18X7/8" (.885"-1.125" GRIP)		
42205118	5/16"-18 (1/2" HEAD)		TORX NUT

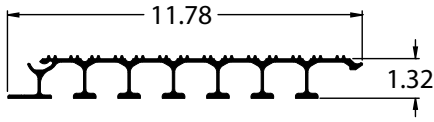


MAGNAGRIPS				
Part Number	Description	Length	Grip	Head
MGPB-R12-14G	3/8"	2.865"	.125"-.875"	BUTTON
MGPB-R8-10G	1/4"	1.945"	.062"-.625"	
MGPB-R8-20G		2.58"	.312"-1.250"	
MGC-R12U	3/8" STANDARD SLEEVE			
MGC-R8U	1/4" STANDARD SLEEVE			

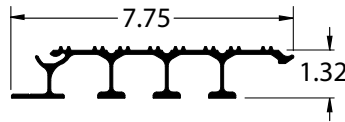
MAGNALOCKS					
Part Number	Diam.	Length	Grip	Head	Type
MGL100-R8-4	1/4"	.66"	.160"-.350"	FLUSH	STEEL
MGL100-R8-8		1.059"	.160"-.475"		
MGLP-B8-10		1.220"	.350"-.625"		
MGLP-B8-6	3/16"	.970"	.080"-.375"	PROTRUDING	STEEL
MGLP-R6-4		X.675"	.062"-.270"		
MGLP-R8-10	1/4"	1.220"	.350"-.625"	PROTRUDING	STEEL
MGLP-R8-6		.970"	.080"-.375"		
MGLP-U8-10		1.220"	.350"-.625"		
MGLP-U8-6		.970"	.080"-.375"		
MGLP-U8-7		.825"	.062"-.270"		

**HUCKTAINERS & MAGNALOCKS**

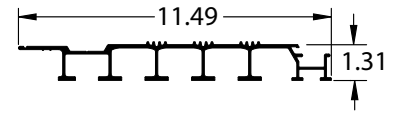
## ALUMINUM CARGO FLOORING



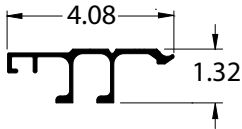
Part Number	Length	Note
60202509	630.50"	SURE-GRIP



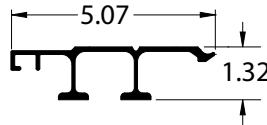
Part Number	Length	Note
60202609	630.50"	SURE-GRIP



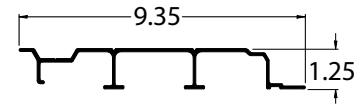
Part Number	Length	Note
60235804X171.00	171.00"	SURE-GRIP



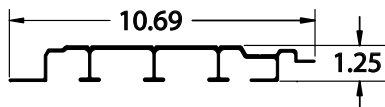
Part Number	Length	Note
60208205	630.50"	SMOOTH



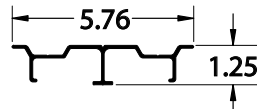
Part Number	Length	Note
60208305	630.50"	SMOOTH



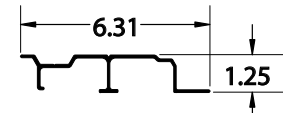
Part Number	Length	Note
60212002	625.13"	SMOOTH



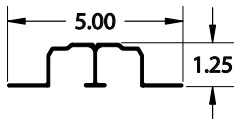
Part Number	Length	Note
60212102	625.13"	SMOOTH



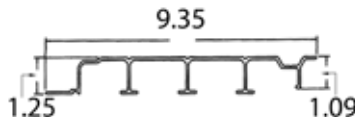
Part Number	Length	Note
60212202	625.13"	SMOOTH



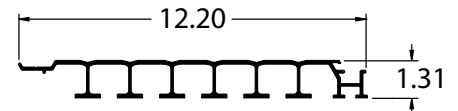
Part Number	Length	Note
60212302	625.13"	SMOOTH



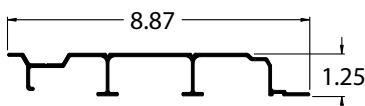
Part Number	Length	Note
60212502	625.13"	SMOOTH



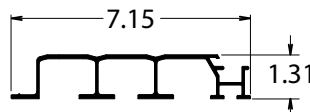
Part Number	Length	Note
60212602	625.13"	SMOOTH



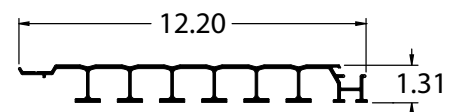
Part Number	Length	Note
60215205	626.63"	SMOOTH



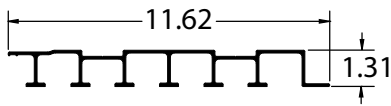
Part Number	Length	Note
60215602	625.13"	SMOOTH



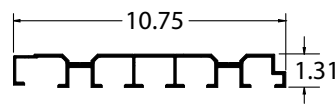
Part Number	Length	Note
60216205	626.63"	SMOOTH



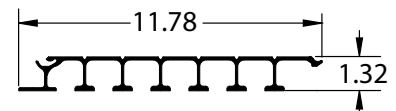
Part Number	Length	Note
60216505	626.63"	SMOOTH



Part Number	Length	Note
60217701	578.63"	SMOOTH



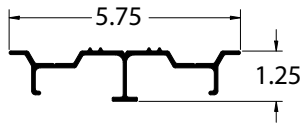
Part Number	Length	Note
60225604	626.63"	SMOOTH



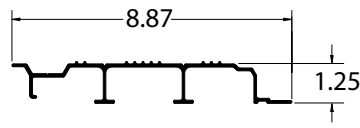
Part Number	Length	Note
60208009	630.50"	SMOOTH



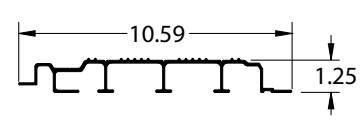
**ALUMINUM CARGO FLOORING**



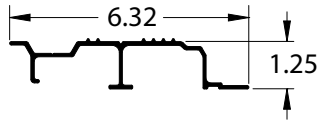
Part Number	Length	Note
60237962X636.00	636.00"	SURE-GRIP



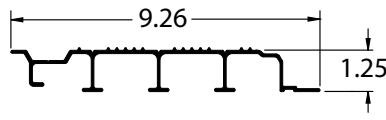
Part Number	Length	Note
60237995X628.13	628.13"	SURE-GRIP



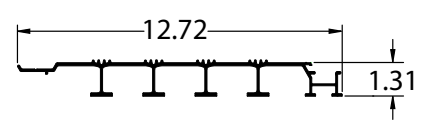
Part Number	Length	Note
60237961X628.13	628.13"	SURE-GRIP



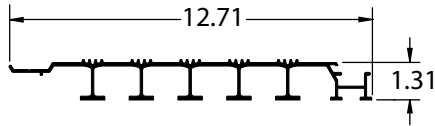
Part Number	Length	Note
60237963X628.13	628.13"	SURE-GRIP



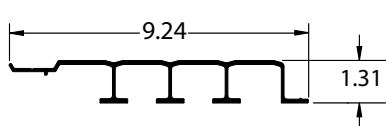
Part Number	Length	Note
60237964X636.00	636.00"	SURE-GRIP



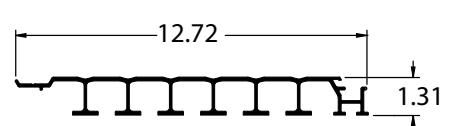
Part Number	Length	Note
60237969X171.00	171.00"	SURE-GRIP



Part Number	Length	Note
60235902	578.63"	SURE-GRIP

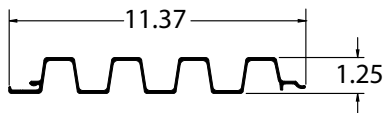


Part Number	Length	Note
60236102	578.63"	SMOOTH

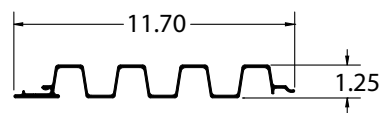


Part Number	Length	Note
60236502	578.63"	SMOOTH

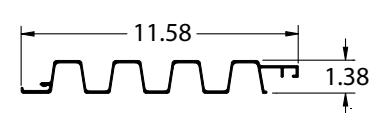
**ALUMINUM DUCT FLOORING**



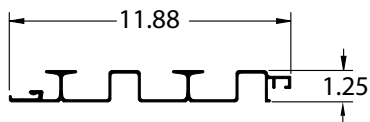
Part Number	Length	Note
76891	619.75"	SMOOTH



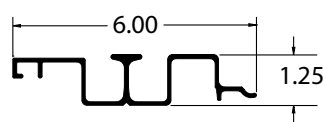
Part Number	Length	Note
94445	559.75"	SMOOTH



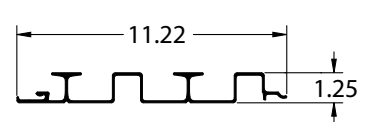
Part Number	Length	Note
79531	619.75"	SMOOTH



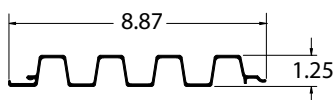
Part Number	Length	Note
78915	621.50"	SMOOTH



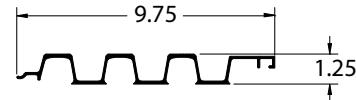
Part Number	Length	Note
60202705	621.50"	SMOOTH



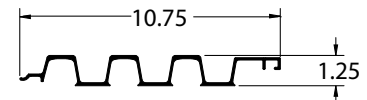
Part Number	Length	Note
60226701	625.50"	SMOOTH



Part Number	Length	Note
60218400-09894	618.38"	SMOOTH

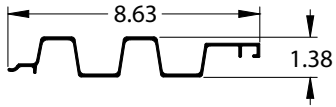


Part Number	Length	Note
60218107	625.50"	SMOOTH

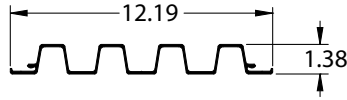


Part Number	Length	Note
60218007	625.50"	SMOOTH

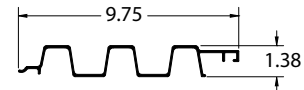
## ALUMINUM DUCT FLOORING



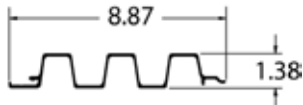
Part Number	Length	Note
60238000X618.38	618.38"	SMOOTH



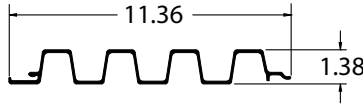
Part Number	Length	Note
60238001X618.38	618.38"	SMOOTH



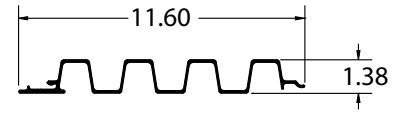
Part Number	Length	Note
60238006X630.38	630.38"	SMOOTH



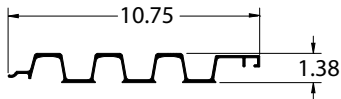
Part Number	Length	Note
60218514X625.50	625.50"	SMOOTH



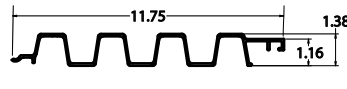
Part Number	Length	Note
60218816X625.50	625.50"	SMOOTH



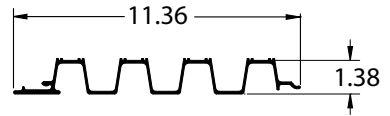
Part Number	Length	Note
60221506	621.50"	SMOOTH



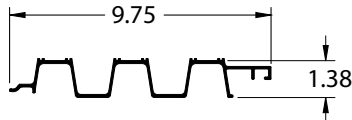
Part Number	Length	Note
60228301	625.50"	SMOOTH



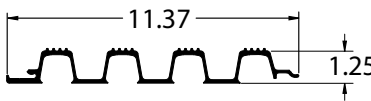
Part Number	Length	Note
60228401	625.50"	SMOOTH



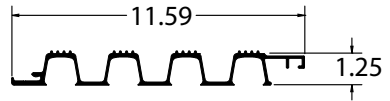
Part Number	Length	Note
60220807	625.50"	SURE-GRIP



Part Number	Length	Note
60221007	625.50"	SURE-GRIP

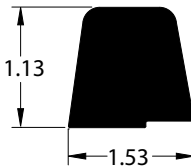


Part Number	Length	Note
60218605	621.50"	SURE-GRIP

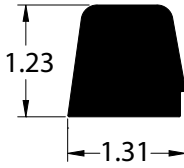


Part Number	Length	Note
60227201	625.50"	SURE-GRIP

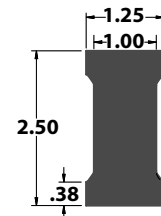
## FLOOR PLUGS & FILLERS



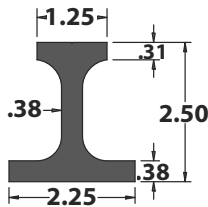
Part Number	Description	Length
94250	FLOOR PLUG	96.00"



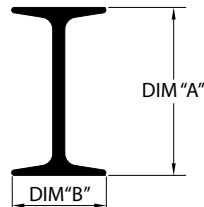
Part Number	Description	Length
60237910X096.00	FLOOR PLUG	96.00"
40602571		.75"



Part Number	Description	Length
61314801	COMPOSITE FLOOR REINF.	92.00"

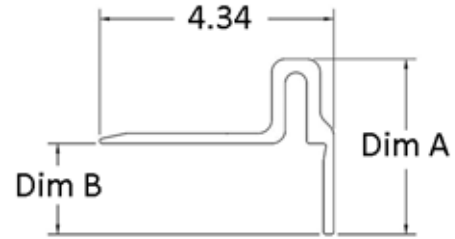
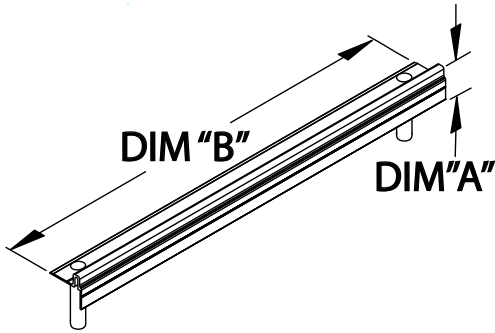


Part Number	Description	Length
60317400X092.00	COMPOSITE FLOOR REINF.	92.00"



ALUMINUM FLOOR REINFORCEMENTS			
Part Number	Dim "A"	Dim "B"	Length
74510	1.13"	.80"	48.00"
60237905X050.00	1.20"	.50"	50.00"
60427800X088.00	1.25"	.70"	88.00"

## REAR GUTTERS & ACCESSORIES



Part Number	Dim "A"	Dim "B"	Note
36000102	4.25"	98.11"	W/ DRAIN PIPES

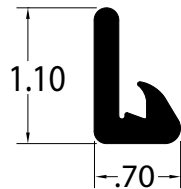
Part Number	Dim "A"	Dim "B"	Length
60418400X098.10	3.25"	1.68"	98.10"
60418500X098.10	3.75"	2.18"	
60418700X098.10	5.25"	3.68"	



Part Number	Description	Length
60500312X011.10	DRAIN PIPE ALUM	11.10"



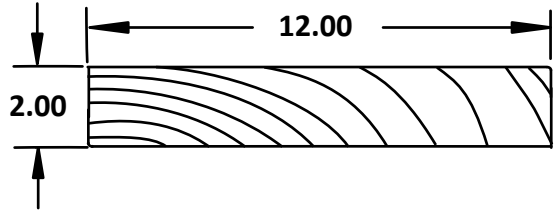
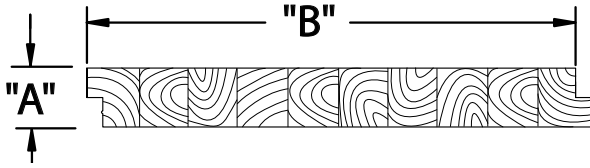
Part Number	Description	Diameter	Height
41601801	KAZOO DRAIN	1.38"	2.17"
46957		1.65"	3.00"



Part Number	Description	Length
61318634X102.00	GUTTER SEAL	102.00"



## HARDWOOD FLOORING

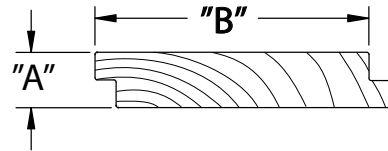


### SHIP-LAP LAMINATED HARDWOOD & OAK

Part Number	Dim A	Dim B	Length
1.13X12X288	1-1/8"	12.00"	24'-0"
1.13X12X576			48'-0"
1.13X12X626			52'-2"
1.13X14X626			14.00"
1.25X12X288	1-1/4"	12.00"	24'-0"
1.25X12X294			24'-6"
1.25X12X336			28'-0"
1.25X12X576			48'-0"
1.25X12X626			52'-2"
1.25X14X626			14.00"
1.38X12X288	1-3/8"	12.00"	24'-0"
1.38X12X294			24'-6"
1.38X12X576			48'-0"
1.38X12X626			52'-2"
1.38X12.25X336	1-1/2"	12.25"	28'-0"
1.38X12.5X336		12.50"	28'-0"
1.38X13.25X294		13.25"	24'-6"
1.38X13.25X626	1-1/2"	14.00"	52'-2"
1.38X14X626		12.00"	
1.50X12X626	1-1/2"	14.00"	
1.50X14X626			


### ROUGH CUT APITONG/ANGELIM PEDRA

Part Number	Description	Length
2X12X10	APITONG FLOORING ROUGH CUT SQUARE EDGES	10'-0"
2X12X12		12'-0"
2X12X15		15'-0"
2X12X16		16'-0"
2X12X18		18'-0"
2X12X20		20'-0"



### SHIP-LAP APITONG/ANGELIM PEDRA

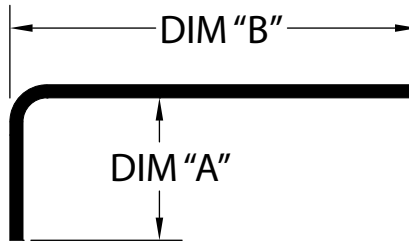
Part Number	Dim A	Dim B	Length	
1.125X5X12	1-1/8"	5.00"	12'-0"	
1.125X5X14			14'-0"	
1.125X5X16			16'-0"	
1.125X5X18			18'-0"	
1.125X7X12	1-1/8"	7.00"	12'-0"	
1.125X7X14			14'-0"	
1.125X7X16			16'-0"	
1.125X7X18			18'-0"	
1.125X7X20	1-3/8"	7.00"	20'-0"	
1.38X5X12			5.00"	12'-0"
1.38X5X14				14'-0"
1.38X5X16				16'-0"
1.38X5X18	18'-0"			
1.38X7X12	1-3/8"	7.00"	12'-0"	
1.38X7X14			14'-0"	
1.38X7X16			16'-0"	
1.38X7X18			18'-0"	
1.38X7X20			20'-0"	



### CONTAINER FLOORING

Part Number	Description
57099	1.13" X 48.00" X 96.00" (19-21 PLY)

## THRESHOLD PLATES



Part Number	Dim A	Dim B	Width	Material
TP24X96D	1.38"	23.63"	96.00"	.13 STEEL DIAMOND PLT
TP24X98D			98.00"	
40600202016	1.31"	3.00"	98.10"	12GA GALVANIZED
40600205001		16.90"		12GA STEEL
40600211016		28.90"		
40600212013		32.90"		
40600213039		28.90"		
40600305004	1.50"	16.90"		

Part Number	Dim A	Dim B	Width	Material	
40600311007	1.50"	28.80"	98.10"	12GA STEEL	
40601005	1.13"	10.79"	96.00"	.125 ALUMINUM	
40601005004		10.39"			
40610005	1.23"	28.13"		12GA STEEL (8" CENTERS)	
40610093	1.13"	3.00"		97.00"	12GA GALVANIZED
40610095					
40610159	.87"	2.75"	96.00"	10GA STEEL	

## FLOOR SCREWS & CLIPS

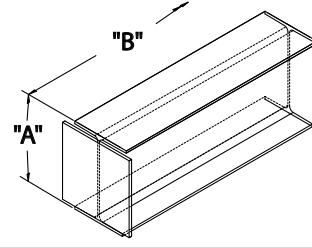
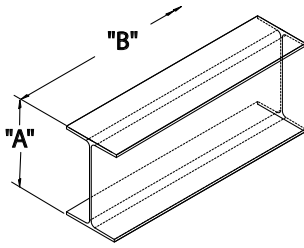


Part Number	Diameter	Length	Head	Drive	Thread Type
42201504	1/4"	1"	FLAT	PHILLIPS	D
42202129				TORX	F
42201506		1-1/2"		PHILLIPS	D
42201107				TORX	F
42201508		2"		PHILLIPS	D
42201130				TORX	F
42201509		2-1/2"		PHILLIPS	D
42201176				TORX	F
42201510		3"		PHILLIPS	A
42201108				TORX	F
42201109		3-1/2"			
42201110		4"			
42201111		5"			
42201112		6"			
42201113		1-1/2"			
41407		2"			
42201103		2-1/4"			
56939		5/16"		2-1/2"	
42201121				3"	
42201104				3-1/2"	



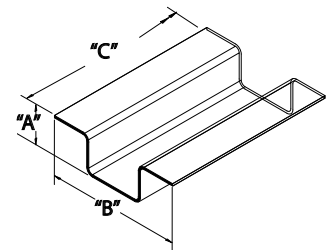
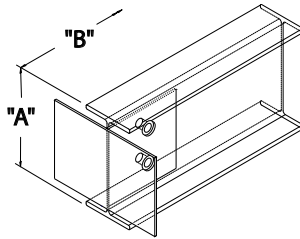
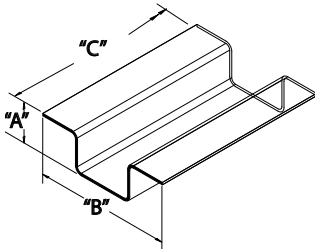
Part Number	Description
KCB8814-1	FLOOR CLIP

### GREAT DANE CROSSMEMBERS



UNIVERSAL PLAIN I-BEAM CROSSMEMBERS STEEL					
Part Number	Dim A	Dim B	NOTE		
81091	2.25"	100.66"	PRIMED		
15781		101.39"			
008-26678-01612	4.00"	100.75"	SUPERSEAL		
3X102P	3.00"	102.00"	PRIMED		
4X102P	4.00"			UNPAINTED	
4X102UP					W/ LOOSE 4" X 5" CLIPS
4X102WUC					
008-10120-01612	5.00"	100.75"	SUPERSEAL		
08107MEPH	6.00"	96.63"	FLATBED		
PLAIN I-BEAM CROSSMEMBERS ALUM					
Part Number	Dim A	Dim B			
4X102AL	4.00"	102"			
5X102AL	5.00"				

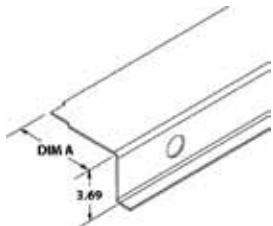
STEEL I-BEAM CROSSMEMBER ASSEMBLIES			
Part Number	Dim A	Dim B	Note
A30503501001	3.00"	101.31"	ALUM T-CLIP
30101517		101.66"	3.85" X 5.00" CLIP
30133446	3.50"	95.30"	3.00" X 3.50" CLIP
30133445			
30101518	4.00"	101.00"	4.00" X 5.00" CLIP
A30305500001		101.31"	ALUM T-CLIP
30101506		101.66"	4.00" X 5.00" CLIP
30101511			
30101514		95.30"	3.50" X 3.50" CLIP
33166			
30101516		3.85" X 5.00" CLIP	
33016			3.50" X 3.50" CLIP
A30108101001	5.00"	101.31"	



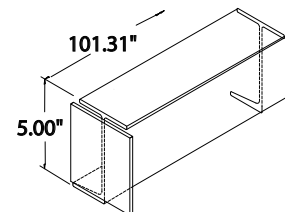
STEEL HAT TYPE CROSSMEMBER			
Part Number	Dim A	Dim B	Dim C
00015401001	2.25"	7.00"	101.39"
69102834	2.00"	7.50"	100.46"
69102522			101.12"
40100272	4.00"	8.23"	101.39"

ALUMINUM I-BEAM CROSSMEMBER ASSEMBLIES			
Part Number	Dim A	Dim B	Note
30133478	3.65"	101.66"	3.20" X 3.78" CLIP
30133478001			W/ OLD STYLE CLIP
A30106225001	4.00"	101.31"	3.25" X 5.50" CLIP
30105622		101.66"	3.90" X 5.75" CLIP
30105621		95.30"	
30133267	4.15"	101.66"	3.20" X 3.78" CLIP
30133266		95.30"	
30105624	5.00"	101.66"	3.90" X 5.75" CLIP
30105623		95.30"	

ALUM HAT TYPE CROSSMEMBER			
Part Number	Dim A	Dim B	Dim C
60413603X101.29	3.75"	6.32"	101.29"



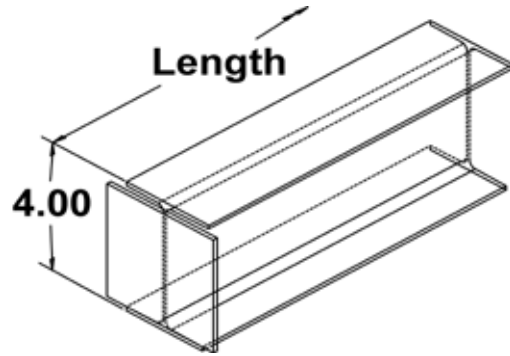
Part Number	Description	Dim A
40102258	SHEAR PANEL 101.39"	7.70"
40102266	SHEAR PANEL 101.39"	6.23"



Part Number	Description
350-41536-01621	J-CROSSMEMBER 5.00" X 101.31" (SUPERSEAL)

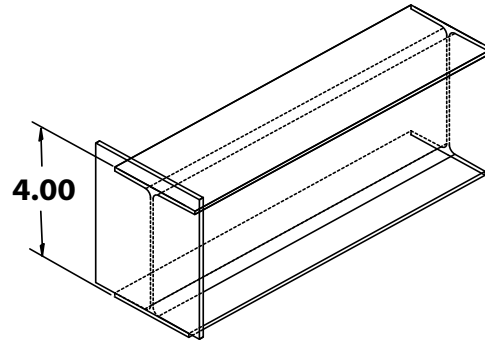
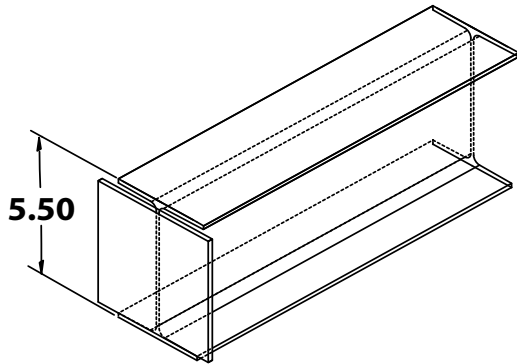


ALL MAKES CROSSMEMBERS



Part Number	Description	Length
010021	MORGAN CROSSMEMBER 3" STEEL	95.62"
010025		101.62"

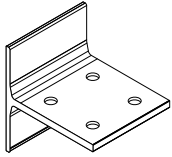
Part Number	Description	Length
004-18454-001-01	STOUGHTON CROSSMEMBER 4" STEEL BARE W/CLIPS	101.13"



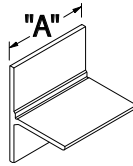
Part Number	Description	Length
04-2550-0-026	UTILITY CROSSMEMBER 5.5" ALUMINUM W/CLIPS & HOLES	102.00"

Part Number	Description	Length
02000010	WABASH CROSSMEMBER 4" STEEL W/CLIPS	101.00"

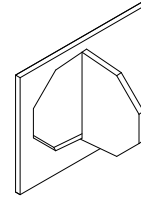
## CROSSMEMBER CLIPS



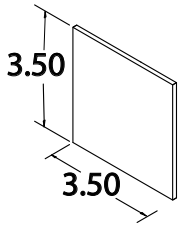
Part Number	Description
40102401	ALUM T-CLIP 3.90"



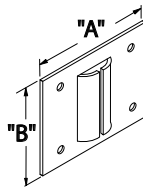
Part Number	Dim "A"	Note
40102418	3.25"	ALUM
40102417	4.25"	ALUM



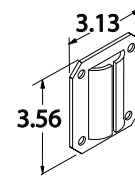
Part Number	Description
69103339C	4.00" X 5.00" STEEL NO HOLES



Part Number	Description
08570	3.50" X 3.50" STEEL



Part Number	Dim "A"	Dim "B"	Note
1210-2002	5.00"	4.00"	STEEL
1210-2816	5.75"	3.75"	STEEL



Part Number	Description
1210-1635	3.56" X 3.13" STEEL

## BOLT KITS



Part Number	Description
CMBK	CROSSMEMBER BOLT KIT



Part Number	Description
KITTX06	BOTTOM RAIL BOLT KIT

## GROMMETS



CROSSMEMBER GROMMETS			
Part Number	Dim A	Dim B	Dim C
41902524	.38"	.63"	.38"
41902531	.63"	1.13"	.31"
41902525	.75"	1.38"	.25"
46301	.76"	1.14"	.19"
Part Number	Dim A	Dim B	Dim C
41902549	1.25"	1.63"	.19"
41902523		1.75"	.25"
41902508		1.50"	
41902529	1.75"	2.40"	.50"

## HUBS



Axle	Mounting Holes	Pilot	Bearings		Drum Mount	Wheel Type	Steel	Aluminum	Hub Cap					
			Inner	Outer			Part Number		Holes	Diam				
MERITOR TN HENDRICKSON HN DANA D22	10	HUB	HM218248	HM212049	O.B.	STEEL	20231--3T	10005478	6	5.5"				
	8					ALUM	20231--5T	10005480						
						STEEL	20281--3T	106299						
	ALUM					20281--5T	10008844							
FRUEHAUF PROPAR MERITOR TP HENDRICKSON HP DANA P22	10		HM518445	HM518445		O.B.	STEEL	23231--3T	N/A	THREADED	6	6.75"		
	8						ALUM	23231--5T		10001198			THREADED	
							STEEL	23431--3T	10001204	6	6.75"			
	STEEL						23481--3T							
FRUEHAUF PROPAR MERITOR TN HENDRICKSON HN DANA D22	10	STUD	HM218248	HM212049	O.B.		STEEL ALUM	N/A	10019	6	5.5"			
									10519					
									10209					
									20231					
MERITOR TP HENDRICKSON HP DANA P22			8	HM518445	HM518445	I.B.			20231	1320Z	1331Z	THREADED	6	5.5"
									663/665A			HM212049		

## SPOKE WHEELS



INBOARD MOUNT COMPLETE W/CUPS, 4" SPACER, CLAMPS, STUDS AND NUTS						
Bearings		Part Number	Spokes	Drum Size	Hub Cap	
Inner	Outer				Holes	Diam
HM518445	HM518445	5580Z--A	5	16.50" X 7.50" & 16.50" X 8.63"	6	5.5"
HM218248	HM212049	70159--A	3	12.25" X 5.50" & 12.25" X 7.50"		
HM218248	HM212049	75209--A	5	16.50" X 5.00", 16.50" X 7.00", 16.50" X 8.63" & 16.50" X 10.00"		
HM218248	HM212049	75209--AT	5			
HM218248	HM212049	76229--A	6			
663/665A	HM212049	83153--A	3	12.25" X 5.50" & 12.25" X 7.50"		
663/665A	HM212049	85203--A	5	16.50" X 5.00", 16.50" X 7.00", 16.50" X 8.63" & 16.50" X 10.00"		
663/665A	HM212049	85223--A	5			

## DRUMS



Size	Mount	Mounting Holes	Webb	KIC	Gunite	Meritor	Stemco Motor Wheel Centrifuse	
12.25" X 7.5"	I.B.	10	63631F	53039-01	3557			
			63647F		3174	03-122376		
O.B.	63680F		54244-01	3887X				
15" X 4"	O.B.		61527B	53075-018	3721X	85-123254		
			61528B	54201-108	3721AX	85-123254		
			65514B	54207-018	3760BX	85-122104		
			65541B	54241-018	3158X	85-123345		
			65548B	54293-018	3800X		89870BK	
16.5" X 7"	O.B.		10	66864F	60001-010	3600A	03-123207	89996B
				66864B	60001-018	3600AX	85-123207	89996B
		66895B		52705-30	3141	85-122550	87156B	
		66893F		53026-01	3166	03-122607	87101B	
		66884F		53033-01		03-123365	89996B	
		66884B		54261-018	3576X	85-123365	89996B	
		60876F		52877-11	3120	03-120877		
	I.B.	61780F	51961-10	2577A	03-120754			
		62200F	52020-01	2705	03-012582	87407B		
		62240F	54218-01	2974	03-120574			
		62997F	52890-13	2997C	03-122430			
		68730F	52327-10	3018A	03-122126	87415B		
		8	66875F	53033-30	3141B	03-123409	88797B	
		5/6	67518F	52230-10		03-122222	87397B	
16.5" X 8.63"	O.B.		66814F	54727-01		03-123428	90486B	

## METRIC WHEEL STUDS



Part Number	Thread	A	B	C	D	Body Diameter	Type
09-001989	M22X1.5	3-23/32"	7/8"	2-27/32"	17/32"	.890"	HUB PILOTED
101160		4-25/32"	23/32"	3-17/32"	3/8"	.975"	
101162		3-15/16"		2-11/16"			
102190		4-61/64"	1-1/32"	3-7/32"	1/2"	.910"	
160		4-25/32"	23/32"	3-17/32"	3/8"	.975"	
3018501		4-29/64"	7/8"	3-11/32"	13/32"	.941"	
336		4-41/64"	29/32"	3-47/64"		.901"	

## BALL SEAT MOUNT WHEEL STUDS

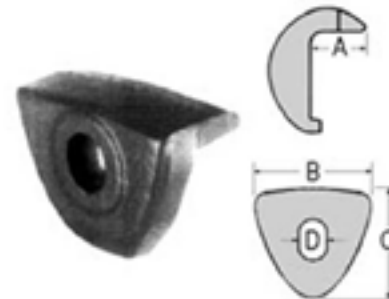
Part Number	Thread	A	B	C	D	Body Diameter	Type	Notes		
101172	3/4" -16	2-27/32"	13/16"	1-1/8"	1/2"	.974"	RH			
101173							LH			
851		2-7/8"	1-1/2"	1-1/4"		RH	.784"		1/2" UNDER HEAD TO SERRATIONS	
852						LH				
968						RH				1/4" UNDER HEAD TO SERRATIONS
969						LH				

## SPOKE WHEEL STUD



Part Number	Thread	A	B	C
SIR715	3/4"-10	3"	1-1/16"	1-3/4"

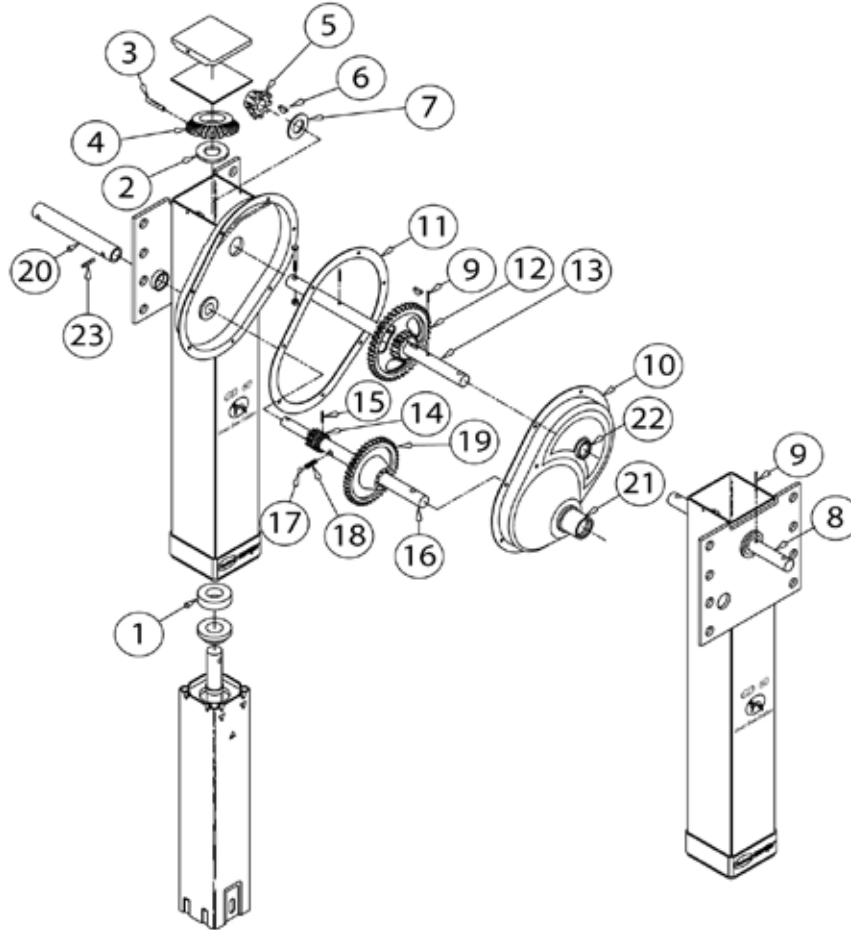
## RIM CLAMP



Part Number	A	B	C	D
SIR123	1.125"	2.88"	2.5"	.75"



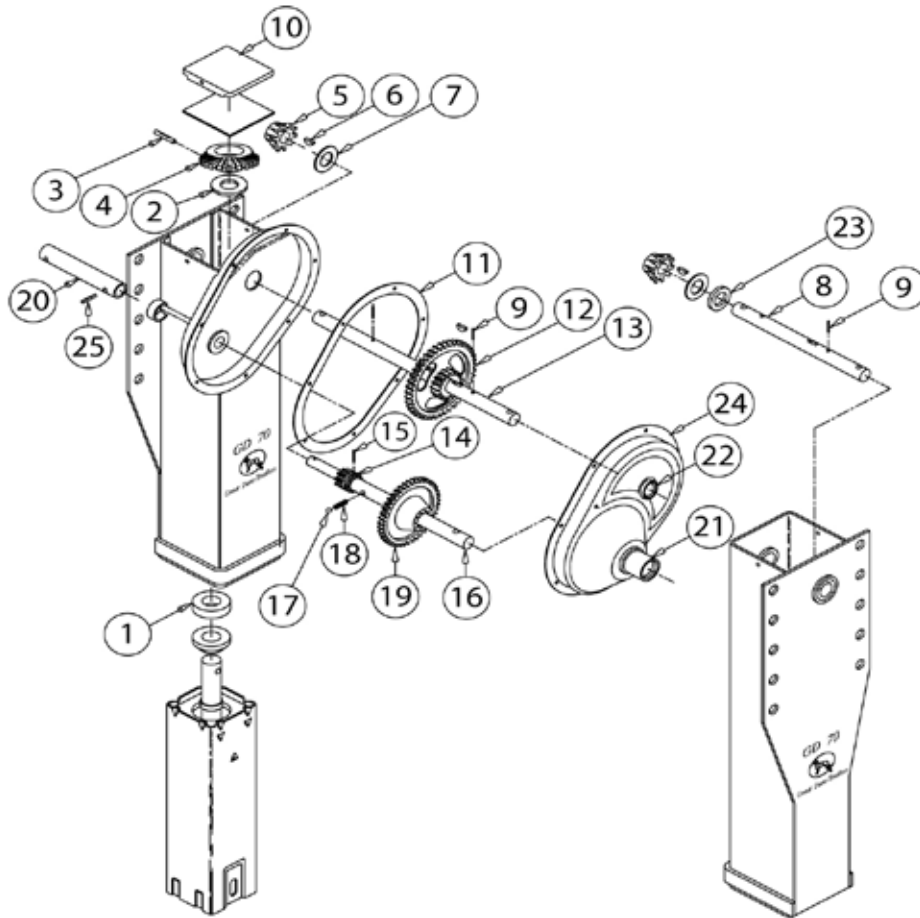
**GD60 FAST GEAR COMPONENTS (AFTER JUNE 2000)**



Item	Part Number	Description	Item	Part Number	Description
1	BINXB-BRG-013-77	THRUST BEARING			
2	BINXB-PW-016-62	WASHER 2" X 1.192"			
3	BINXA-CRP-V-06635	GROOVED PIN .38" X 2"			
4	BINLG0570-01	BEVEL GEAR			
5	BINXB-LG1823-01	PINION GEAR 51K			
6	BINXB-KEY-018-02	WOODRUFF KEY #807			
7	BINXB-PW-016-19	WASHER 1.88" X 1.015"			
8	LG0927	JACK SHAFT LH UNIV. MOUNT			
	LG0946-02	JACK SHAFT LH CONVENTIONAL MT	13	BINLG2147	JACK SHAFT RH UNIV. MOUNT
	LG0948	JACK SHAFT LH REVERSE MOUNT		LG2187-01	JACK SHAFT RH CONVENTIONAL MT
9	BINXB-SP-014-27	SPRING PIN .25" X 1.5"		LG2197	JACK SHAFT RH REVERSE MOUNT
10	BINLG0944-10	GEARBOX HALF OUTSIDE ASSY	15	BINXB-GP-052-11	GROOVED PIN .25" X .969"
11	BINXB-LG0891	GEARBOX COVER GASKET FAST GEAR	16	LG02463-01	SHIFT SHAFT UNIV. & CONV.
12	BINLG0936-51	OUTPUT GEAR		LG0264-01	SHIFT SHAFT REVERSE MOUNT
			17	HOLXB-BAL-023-07	SHIFT LOCK BALL SS
			18	HOLXB-SPG-020-36	SHIFT LOCK SPRING GALV.
			19	LG0934-01	INPUT GEAR HIGH
			20	BINLG2462	SHIFT SHAFT EXTENSION 8.88"
			21	BINXB-LG0658-01	SHIFT LOCK BEARING
			22	BINLGXB-0659-01	BOSS WITH SEAL GROOVE
			23	BINXB-GP-052-49	GROOVE PIN TYPE E .25" X 1.13"

## GD70 FAST GEAR COMPONENTS (AFTER JUNE 2000)

**GD70 FAST GEAR LANDING GEAR**

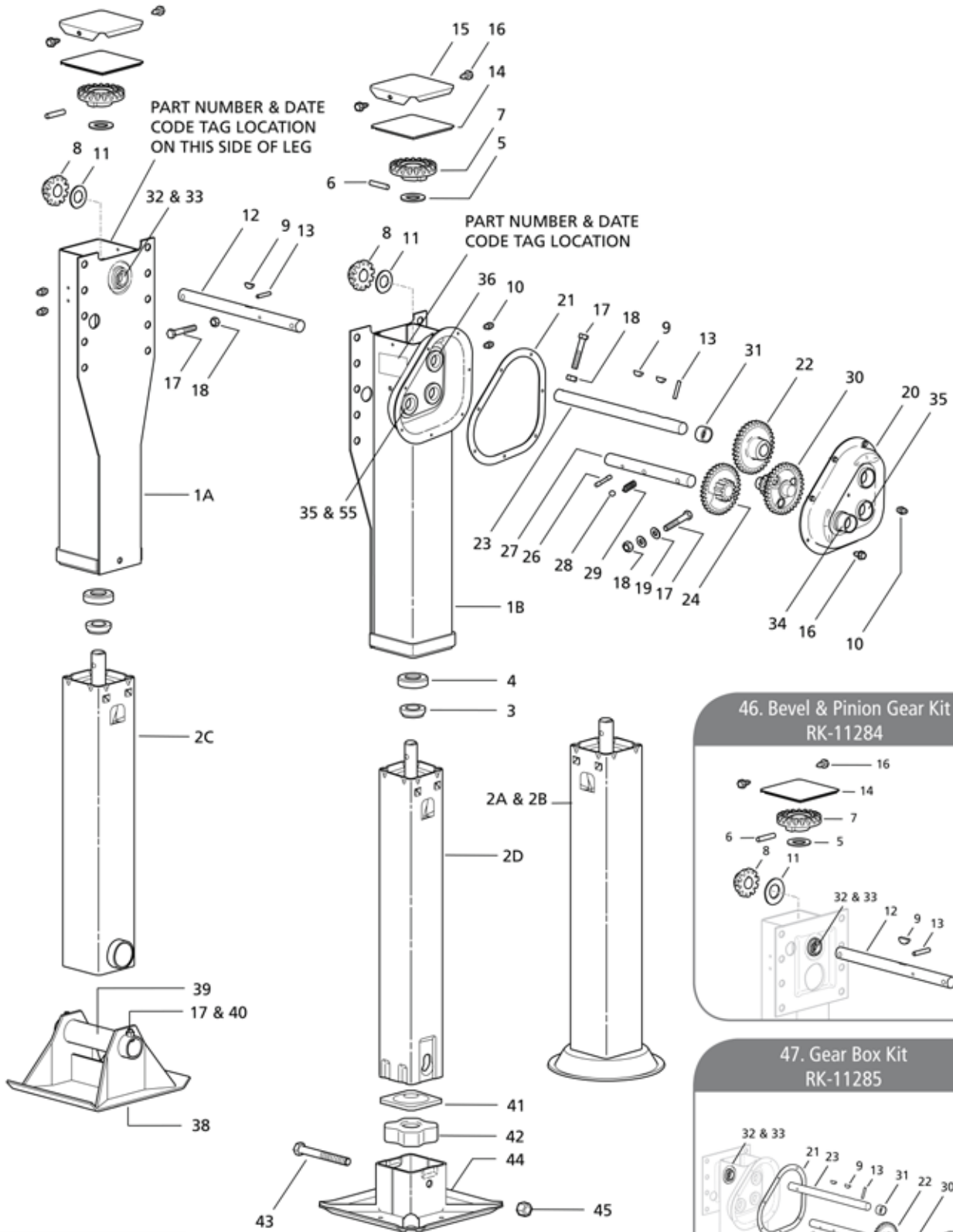


Item	Part Number	Description
1	BINXB-BRG-013-77	THRUST BEARING
2	BINXB-PW-016-62	WASHER 2" X 1.192"
3	BINXA-CRP-V-06635	GROOVED PIN .38" X 2"
4	BINXA-LG0570-01	BEVEL GEAR
5	BINLG0531-02	PINION GEAR
6	BINXB-KEY-018-02	WOODRUFF KEY #807
7	BINXB-PW-016-19	WASHER 1.88" X 1.015"
8	LG0259	JACK SHAFT LH UNIV. MOUNT
	LG0369-01	JACK SHAFT LH I-BEAM MOUNT
	LG0436	JACK SHAFT LH REVERSE MOUNT
9	BINXB-SP-014-27	SPRING PIN .25" X 1.50"
10	BINLG0264	COVER, 50 K
11	BINXB-LG0891	GEARBOX COVER GASKET
12	BINLG0936-51	OUTPUT GEAR
13	LG2147-50	JACK SHAFT RH UNIV. MOUNT

Item	Part Number	Description
13	LG2187-50	JACK SHAFT RH I-BEAM MOUNT
	LG2197-50	JACK SHAFT RH REVERSE MOUNT
14	RK-10980	INPUT GEAR KIT
15	BINXB-GP-052-11	GROOVED PIN .25" X .969"
16	RK-10980	SHIFT SHAFT UNIV. & I-BEAM
17	HOLXB-BAL-023-07	SHIFT LOCK BALL SS
18	HOLXB-SPG-020-36	SHIFT LOCK SPRING GALV.
19	RK-10980	INPUT GEAR HIGH
20	BINLG2462	SHIFT SHAFT EXTENSION 8.88"
21	BINXB-LG0658-01	SHIFT LOCK BEARING
22	BINXB-LG0659-01	BOSS WITH SEAL GROOVE
23	XB-PW-016-14	WASHER 1.75" X 1.03"
24	BINLG0944-10	GEARBOX HALF OUTSIDE ASSY
25	BINXB-GP-052-49	GROOVE PIN TYPE E .25" X 1.13"



## MODEL 50000 COMPONENTS



### DISCONTINUED MODEL SERVICE PARTS ONLY

As of 03/2012 50000 model legs were replaced with the Holland ATLAS 65 model.



**MODEL 50000 COMPONENTS**

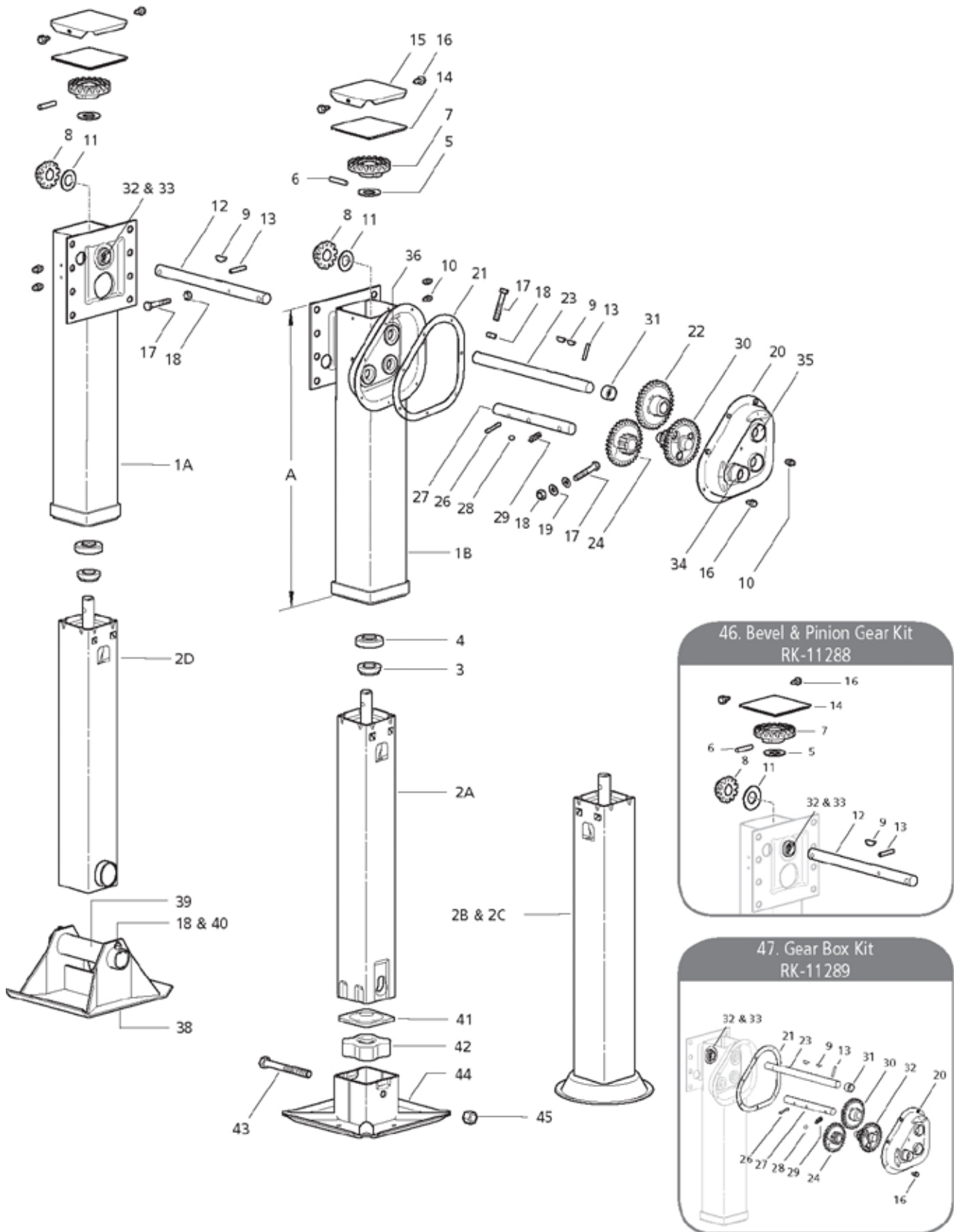
**BINKLEY LANDING GEAR**

Item	Description	Travel				
		13-1/2"	15-1/2"	17"	17" CAN.	19"
1A	UPPER HOUSING LH	N/A	N/A	N/A	N/A	N/A
1B	UPPER HOUSING RH W/GEARBOX HALF	N/A	N/A	N/A	N/A	N/A
2A	RETRACT TUBE ASS'Y - 10 DIA. SHOCK FOOT	LG0569-02	N/A	LG0569	LG0569-01	LG0569-04
2B	RETRACT TUBE ASS'Y - 12 DIA. SHOCK FOOT	LG0580-01	N/A	LG0580-02	LG0580-05	LG0580-03
2C	RETRACT TUBE ASS'Y - AXLE SOCKET	LG0574-01	LG0574-07	LG0574-02	N/A	LG0574-04
2D	RETRACT TUBE ASS'Y - RCF	N/A	N/A	LG0747-504	N/A	LG0747-505

Item	Part Number	Description
3	XB-LG0544	COLLAR
4	XB-BRG-013-77	THRUST BEARING
5	XB-PW-016-62	WASHER - FL 2" X 1.192"
6	XB-CRP-V-06635	PIN - 3/8" X 2"
7	XA-LG0570-01	BEVEL GEAR
8	LG0531-02	PINION GEAR
9	XB-KEY-018-02	KEY - WOODRUFF #807
10	XB-GRF-022-16	FTG - GREASE .25"-28 SELF TAPPING
11	XB-PW-016-19	WASHER 1.875" X 1.015"
12	LG0259	JACK SHAFT LH UNIVERSAL MOUNT
	LG0369-01	LH STANDARD MOUNT
	LG0369-05	LH CONVENTIONAL MOUNT
	LG0436	LH REVERSE MOUNT
13	XB-SP-014-27	PIN - SPRING DIA .25" X 1.5"
14	XB-LG0413	GASKET
15	LG0264	COVER
16	XB-ST5-008-11	SELF-TAPPING SCREW - .25"-20 X .5"
17	XB-HHC-050-42	SCREW - HEX HD .38"-16 X 2.25"
18	XB-SLN-012-04	SELF-LOCKING NUT - .38"-16
19	XB-PW-016-03	WASHER - .38" TYPE A
20	XB-VLG0663	GEARBOX HALF - OUTSIDE
21	XB-LG0428	GEARBOX GASKET
22	LG0543-01	OUTPUT GEAR
23	LG0260	RH JACKSHAFT - UNIVERSAL MOUNT
	LG0370-01	RH I-B STANDARD MOUNT
	LG0370-05	RH CONVENTIONAL MOUNT
	LG0438	RH REVERSE MOUNT

Item	Part Number	Description
24	LG0541-01	INPUT GEAR
26	XB-GP-014-07	GROOVE PIN - .25" X 1.50" LG TYPE E
	LG0261-01	SHIFT SHAFT - UNIVERSAL MOUNT
27	LG0371-01	I-BEAM & CONVENTIONAL MOUNT
	LG0437	REVERSE MOUNT
28	XB-BAL-023-07	SHIFT LOCK BALL
29	XB-SPG-020-36	SHIFT LOCK SPRING
30	XB-LG0542-01	IDLER GEAR
31	XB-LG0219-01	SPACER BUSHING
32	LG2094	RETAINER - HEX LOCK
33	LG2095	HEX LOCK BOSS
34	XB-LG0658-01	SHIFT LOCK BOSS
35	XB-LG0659-01	GEARBOX BOSS
36	XB-LG0660	GEARBOX BOSS - INSIDE HALF
38	50616001	SANDSHOE 10" X 10" X 4.50"
	50616000	SANDSHOE 10" X 12" X 4.50"
	50616008	SANDSHOE 10" X 10" X 2.00"
	50616007	SANDSHOE 10" X 12" X 2.00"
39	LG0070-02	SANDSHOE AXLE - HOLLOW AXLE 8.50"
40	XB-HHC-050-69	SCREW - HEX CAP .38"-16 X .25"
41	LG0725	CUSHION FOOT PLATE
42	XB-LG0726	CUSHION FOOT RUBBER
43	XB-HHB-050-70	HEX HEAD BOLT .63"-11 X 5.50"
44	LG0732-01	REMOVABLE CUSHION FOOT 10" X 10"
45	XB-SP0012-10	SELF LOCKING NUT .63"-11
46	RK-11284	BEVEL & PINION GEAR REPAIR KIT
47	RK-11285	GEAR BOX REPAIR KIT

## MODEL 51000 COMPONENTS





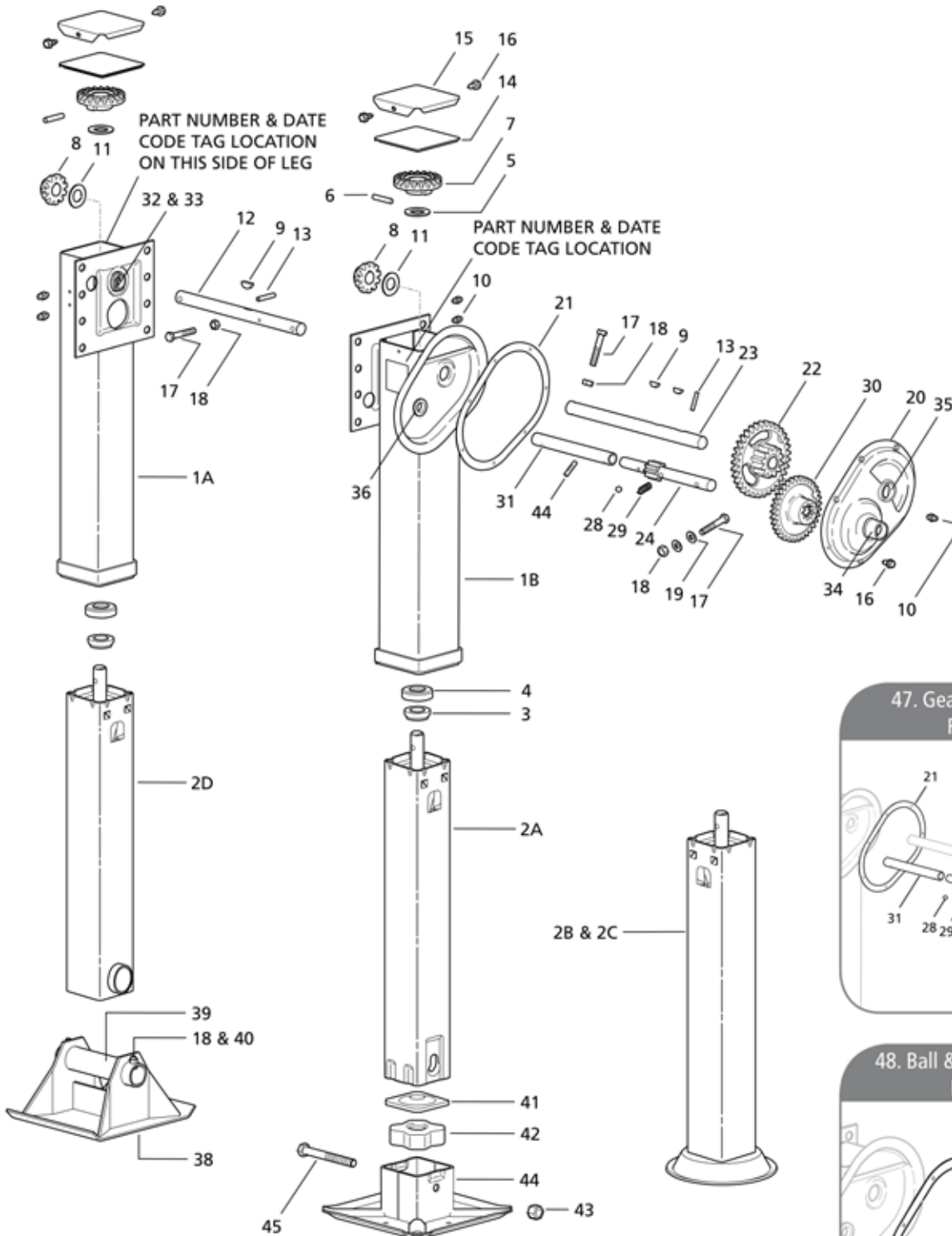
**MODEL 51000 COMPONENTS**

Item	Part Number	Description
1A	N/A	UPPER HOUSING LH
1B	N/A	UPPER HOUSING RH
2A	N/A	RETRACT TUBE - RCF
2B	N/A	RETRACT TUBE - 10" SHOCKFOOT
2C	N/A	RETRACT TUBE - 12" SHOCKFOOT
2D	N/A	RETRACT TUBE - AXLE
3	XB-LG0544	COLLAR
4	XB-BRG-013-77	THRUST BEARING
5	XB-PW-016-62	WASHER 2" X 1.192"
6	XA-CRP-V-06635	PIN - 3/8" X 2"
7	XA-LG0570-01	BEVEL GEAR
8	XB-LG1823-01	PINION GEAR
9	XB-KEY-018-02	KEY - WOODRUFF .25" X .875"
10	XB-GRF-022-16	FTG - GREASE .25"-28 SELF TAPPING
11	XB-PW-016-19	WASHER 1.875" X 1.015"
12	LG0927	JACK SHAFT LH UNIVERSAL MOUNT
	LG0946	LH STANDARD MOUNT
	LG0946-02	LH CONVENTIONAL MOUNT
	LG0948	LH REVERSE MOUNT
13	XB-SP-014-27	PIN - SPRING DIA .25" X 1.5"
14	XB-LG0893	GASKET
15	XA-LG0880	COVER
16	XB-ST5-008-11	SELF-TAPPING SCREW .25"-20 X .5"
17	XB-HHC-050-42	SCREW, HEX CAP .38"-16 X 2.25"
18	XB-SLN-012-04	SELF-LOCKING NUT .38"-16
19	XB-PW-016-03	WASHER .38" STD TYPE A
20	XB-LG0663	GEARBOX HALF, OUTSIDE
21	XB-LG0428	GEARBOX GASKET
22	LG0543-01	OUTPUT GEAR
23	LG0928	JACKSHAFT RH - UNIVERSAL
	LG0947	RH I-BEAM

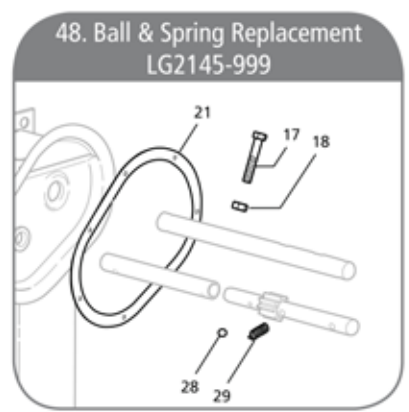
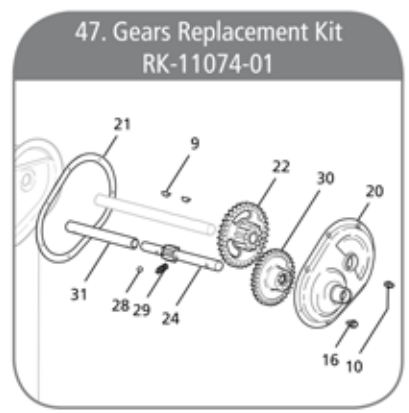
Item	Part Number	Description
23	LG0947-02	RH CONVENTIONAL
	LG0949	RH REVERSE
24	LG0541-01	INPUT GEAR
26	XB-GP-014-07	GROOVE PIN, TYPE E 25" X 1.50"
27	LG0261-01	SHIFT SHAFT - UNIVERSAL
	LG0371-01	I-BEAM & CONVENTIONAL
	LG0437	REVERSE
28	XB-BAL-023-07	SHIFT LOCK BALL
29	XB-SPG-020-36	SHIFT LOCK SPRING
30	XB-LG0542-01	IDLER GEAR
31	XB-LG0219-01	SPACER BUSHING
32	LG2094	RETAINER, HEX LOCK
33	LG2095	HEX LOCK BOSS
34	XB-LG0658-01	SHIFT LOCK BOSS
35	XB-LG0659-01	GEARBOX BOSS
36	XB-LG0660	GEARBOX BOSS, INSIDE HALF
38	50616001	SANDSHOE 10" X 10" X 4.50"
	50616000	SANDSHOE 10" X 12" X 4.50"
	50616008	SANDSHOE 10" X 10" X 2.00"
	50616007	SANDSHOE 10" X 12" X 2.00"
39	LG0070-02	SANDSHOE AXLE - HOLLOW AXLE 8.50"
40	XB-HHC-050-69	SCREW, HEX CAP .38"-16 X .75"
41	LG0725	CUSHION FOOT PLATE
42	XB-LG0726	CUSHION FOOT RUBBER
43	XB-HHB-050-70	BOLT - HEX HEAD .63"-11 X 5.50"
44	LG0718-01	R.C.F. 10"
	LG0740-01	R.C.F. 12"
	LG0732-01	R.C.F. 10" X 10"
45	XB-SP0012-10	SELF-LOCKING NUT - .63"-11"
46	RK-11288	BEVEL & PINION GEAR REPAIR KIT
47	RK-11289	GEAR BOX REPAIR KIT



## MODEL FG4000 COMPONENTS



**DISCONTINUED MODEL SERVICE PARTS ONLY**  
Please contact Customer Service for part availability



NOTE: CLOTH BAG & UTILITY CLOTH INCLUDED (NOT SHOWN)



**MODEL FG4000 COMPONENTS**

Item	Part Number	Description
1A	N/A	UPPER HOUSING LH
1B	N/A	UPPER HOUSING RH
2A	N/A	RETRACT TUBE RCF
2B	N/A	RETRACT TUBE 10" SHOCKFOOT
2C	N/A	RETRACT TUBE 12" SHOCKFOOT
2D	N/A	RETRACT TUBE SANDSHOE
3	XB-LG0544	COLLAR
4	XB-BRG-013-77	THRUST BEARING
5	XB-PW-016-62	WASHER 2" X 1.192"
6	XA-CRP-V-06635	PIN .375" X 2.00"
7	XA-LG0570-01	BEVEL GEAR
8	XB-LG1823-01	PINION GEAR
9	XB-KEY-018-02	WOODRUFF KEY .25" X .82"
10	XB-GRF-022-16	GREASE FITTING 1/4"-28 SELF-TAPPING
11	XB-PW-016-19	WASHER 1.875" X 1.015"
12	LG0927	JACK SHAFT LH UNIVERSAL MOUNT
	LG0946	JACK SHAFT LH I-BEAM MOUNT
	LG0946-02	JACK SHAFT LH CONVENTIONAL MOUNT
	LG0948	JACK SHAFT LH REVERSE MOUNT
13	XB-SP-014-27	SPRING PIN .25" X 1.50"
14	XB-LG0893	GASKET
15	XA-LG0880	COVER
16	XB-ST5-008-11	SELF-TAPPING SCREW .25"-20 X .50"
17	XB-HHC-050-42	SCREW - HEX CAP .375"-16 X 2.25"
18	XB-SLN-012-04	SELF-LOCKING NUT .375"-16
19	XB-PW-016-03	WASHER .375" STD TYPE A
20	XB-LG0944-100	GEARBOX HALF OUTSIDE
21	XB-LG0891	GEARBOX GASKET
22	LG0936-51	OUTPUT GEAR
23	LG2147	JACK SHAFT RH UNIVERSAL MOUNT

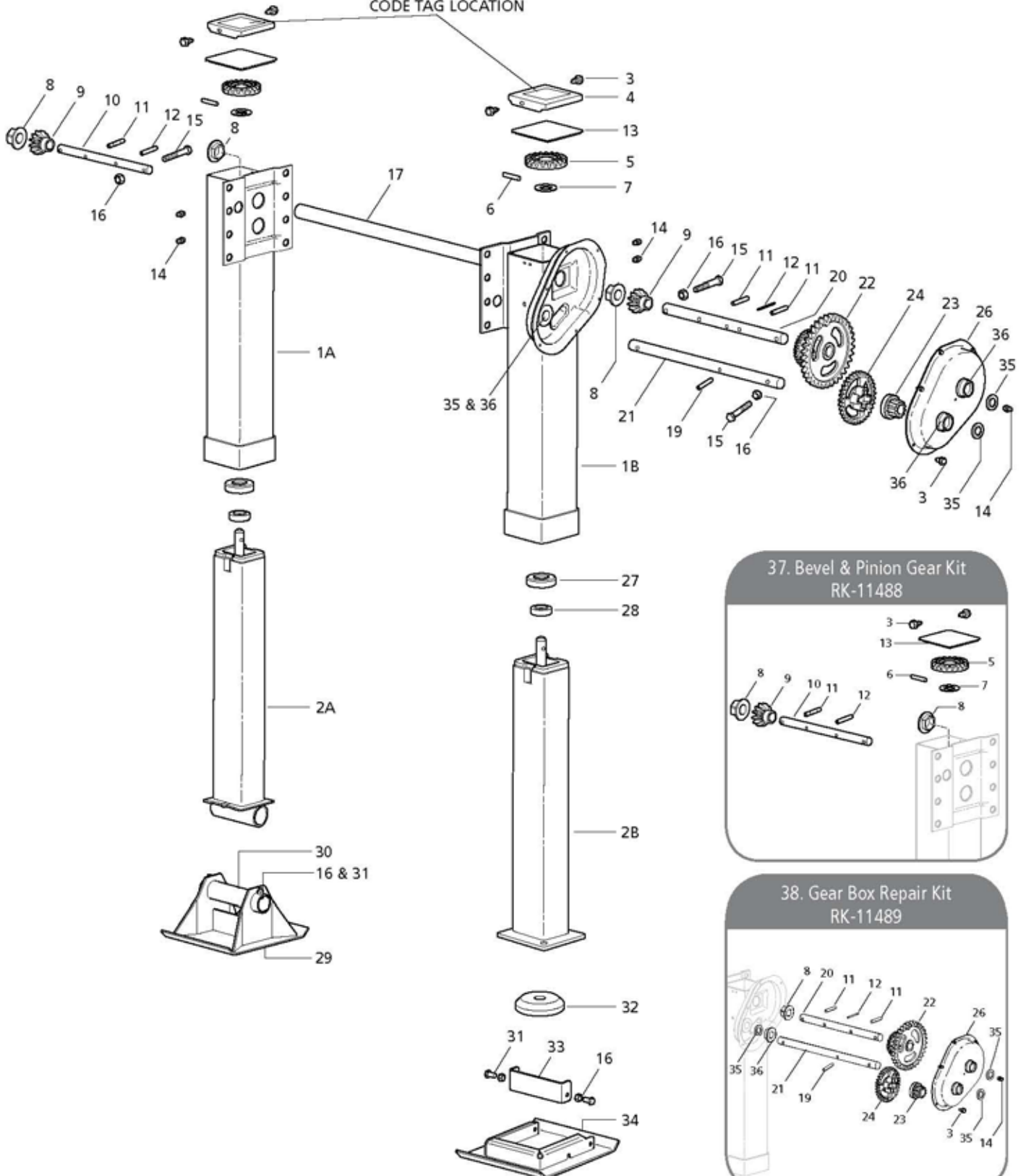
Item	Part Number	Description
23	LG2187	JACK SHAFT RH I-BEAM MOUNT
	LG2187-01	JACK SHAFT RH CONVENTIONAL MOUNT
	LG2197	JACK SHAFT RH REVERSE MOUNT
24	LG2463-01	INPUT GEAR LOW UNIV, I-BEAM, CONV.
	LG-2464-01	INPUT GEAR LOW REVERSE
28	XB-BAL-023-07	SHIFT LOCK BALL
29	XB-SPG-020-36	SHIFT LOCK SPRING
30	LG2465-01	INPUT GEAR - HIGH
31	LG2462	SHIFT SHAFT EXT. UNIVERSAL, REVERSE
32	LG2094	RETAINER HEX LOCK
33	LG2095	BOSS HEX LOCK
34	XB-LG0658-01	SHIFT LOCK BOSS
35	XB-LG0659-01	GEARBOX BOSS
36	XB-LG0931	GEARBOX BOSS INSIDE HALF
38	LG0055	SANDSHOE 10" X 10" X 4.50"
	LG0050	SANDSHOE 10" X 12" X 4.50"
	LG0056	SANDSHOE 10" X 10" X 2"
	LG0051	SANDSHOE 10" X 12" X 2"
39	LG0070-02	SANDSHOE AXLE HOLLOW 8.50" LG
40	XB-HHC-050-69	SCREW HEX CAP .375"-16 X .75"
41	LG0725	CUSHION FOOT PLATE
42	XB-LG0726	CUSHION FOOT RUBBER
43	XB-HHB-050-70	BOLT HEX HEAD .63"-11 X 5.50"
44	LG0718-01	R.C.F. 10"
	LG0740-01	R.C.F. 12"
	LG0732-01	R.C.F. 10" X 10"
45	XB-SP0012-10	SELF-LOCKING NUT .63"-11
46	XB-GP-052-49	GROOVE PIN 1/4" X 1-1/8" UNIV & REV.
47	RK-11074-01	GEARS, REPLACEMENT KIT
48	LG2145-999	BALL & SPRING REPLACEMENT KIT
55	XB-SEL-030-17	OIL SEAL





## MODEL LG2 COMPONENTS

PART NUMBER & DATE  
CODE TAG LOCATION



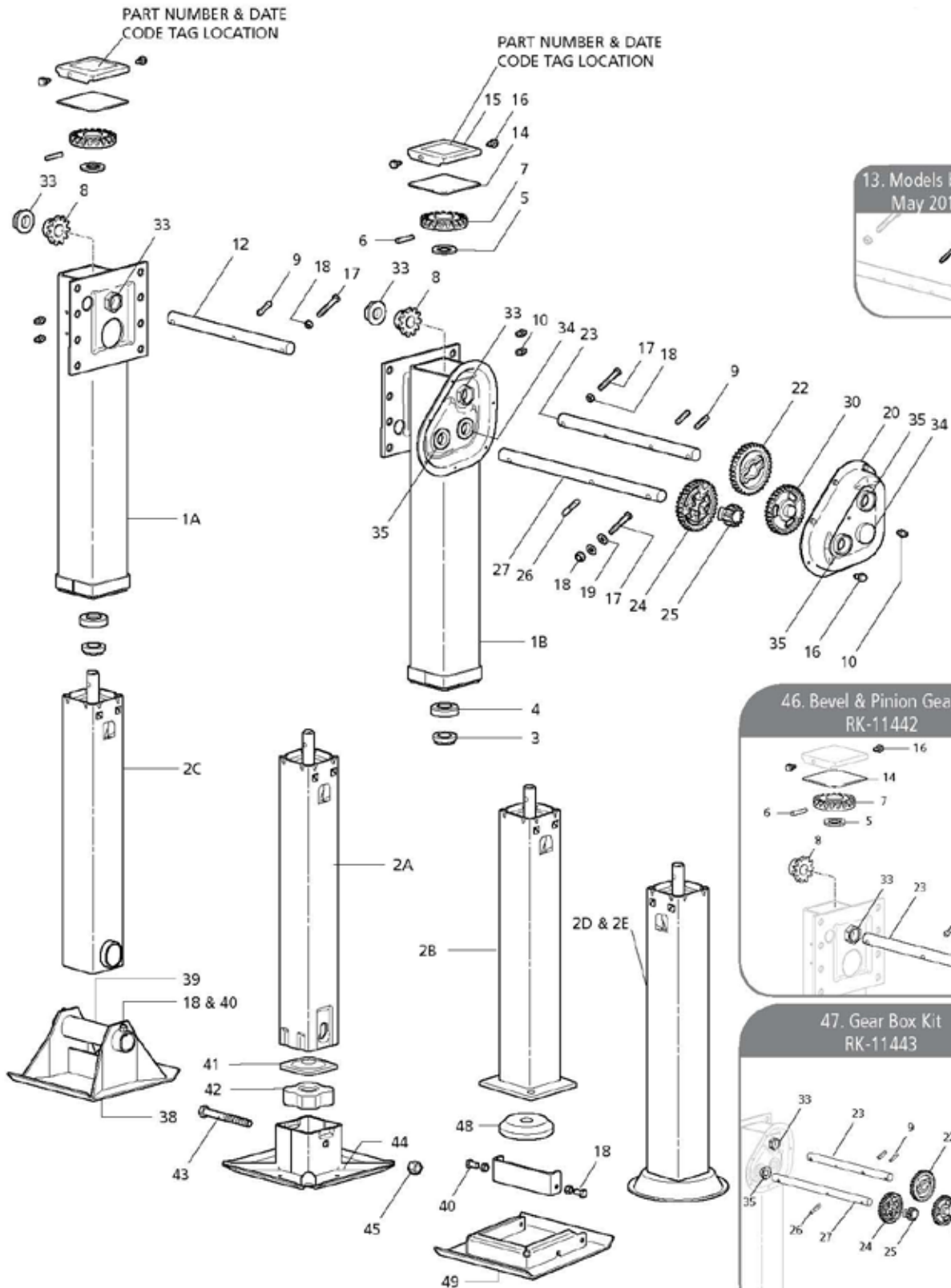
## MODEL LG2 COMPONENTS

Item	Part Number	Description
1A	N/A	UPPER LEG ASSEMBLY NON GEAR
1B	N/A	UPPER LEG ASSEMBLY GEARBOX
2A	LG3012-03	LOWER LEG ASSEMBLY - SANDSHOE 17" TRAVEL
2A	LG3012-04	LOWER LEG ASSEMBLY - SANDSHOE 19" TRAVEL
2B	LG-742913	LOWER LEG ASSEMBLY - LP R.C.F. 17" TRAVEL
2B	LG-742927	LOWER LEG ASSEMBLY - LP R.C.F. 19" TRAVEL
3	XB-ST5-008-11	SELF TAPPING SCREW 1/4"-20 X 1/2"
4	XA-LG0880	COVER
5	LG2884	BEVEL GEAR
6	XA-CRP-V-06635	PIN 3/8" X 2"
7	XB-PW-016-62	HARDENED WASHER
8	LG2926	HEX LOCK BOSS
9	LG1823-02	PINION GEAR
10	LG-750004-01	JACK SHAFT LH - UNIVERSAL MOUNT
	LG-750004-04	JACK SHAFT LH - I-BEAM MOUNT
	LG-750004-05	JACK SHAFT LH - EXTENDED I-BEAM MOUNT
	LG-750004-02	JACK SHAFT LH - CONVENTIONAL MOUNT
	LG-750004-03	JACK SHAFT LH - REVERSE MOUNT
11	XB-GP-014-18	GROOVE PIN 3/8" X 1/2" - TYPE E
12	XB-SP-014-27	SPRING PIN 1/4" X 1-1/2"
13	XB-LG0893	COVER GASKET
14	XB-GRF-022-16	GREASE FITTING
15	XB-HHC-050-42	HEX HEAD CAPSCREW 3/8"-16 X 2-1/4"
16	XB-SLN-012-04	SELF LOCKING NUT 3/8"-16 GRADE B
17	LG0094-XXXX	CROSS DRIVE SHAFT
19	725046	GROOVE PIN 5/16" X 1-1/2"

Item	Part Number	Description
20	LG-750002-01	JACK SHAFT RH - UNIVERSAL MOUNT
	LG-750002-04	JACK SHAFT RH - I-BEAM MOUNT
	LG-750002-05	JACK SHAFT RH - EXTENDED I-BEAM MOUNT
	LG-750002-02	JACK SHAFT RH - CONVENTIONAL MOUNT
	LG-750002-03	JACK SHAFT RH - REVERSE MOUNT
21	LG-751175-01	SHIFT SHAFT - UNIVERSAL MOUNT
	LG-751175-02	SHIFT SHAFT - CONVENTIONAL & I-BEAM MOUNT
	LG-751175-03	SHIFT SHAFT - REVERSE MOUNT
22	750009	OUTPUT GEAR
23	751173	INPUT GEAR - LOW
24	751174	INPUT GEAR - HIGH
26	LG-741158	GEARBOX ASSEMBLY - OUTSIDE HALF
27	XB-BRG-013-77	THRUST BEARING
28	XB-LG0544	COLLAR
	LG0055	SANDSHOE SHOE 10" X 10" X 4-1/2"
29	LG0056	SANDSHOE 10" X 10" X 2"
	LG0070-02	SANDSHOE AXLE HOLLOW 8.-1/2" LONG
31	XB-HHC-050-69	HEX HEAD CAPSCREW 3/8"-16 X 3/4"
	201205	HEX HEAD CAPSCREW 3/8"-16 X 1"
32	728003	RUBBER PAD - REMOVABLE CUSHION FOOT
33	730638	STRAP - REMOVABLE CUSHION FOOT
34	730640	REMOVABLE CUSHION FOOT 10" X 10"
35	XB-SEL-030-17	OIL SEAL - 1" SHAFT
36	XB-LG0649	GEAR BOX BOSS
37	RK-11488	BEVEL & PINION GEAR KIT UNIVERSAL
38	RK-11489	GEARBOX REPAIR KIT UNIVERSAL
39	RX-10919	BLACK ARMOUR TOUCHUP KIT (NOT SHOWN)



## ATLAS 55 COMPONENTS



**ATLAS 55 COMPONENTS**

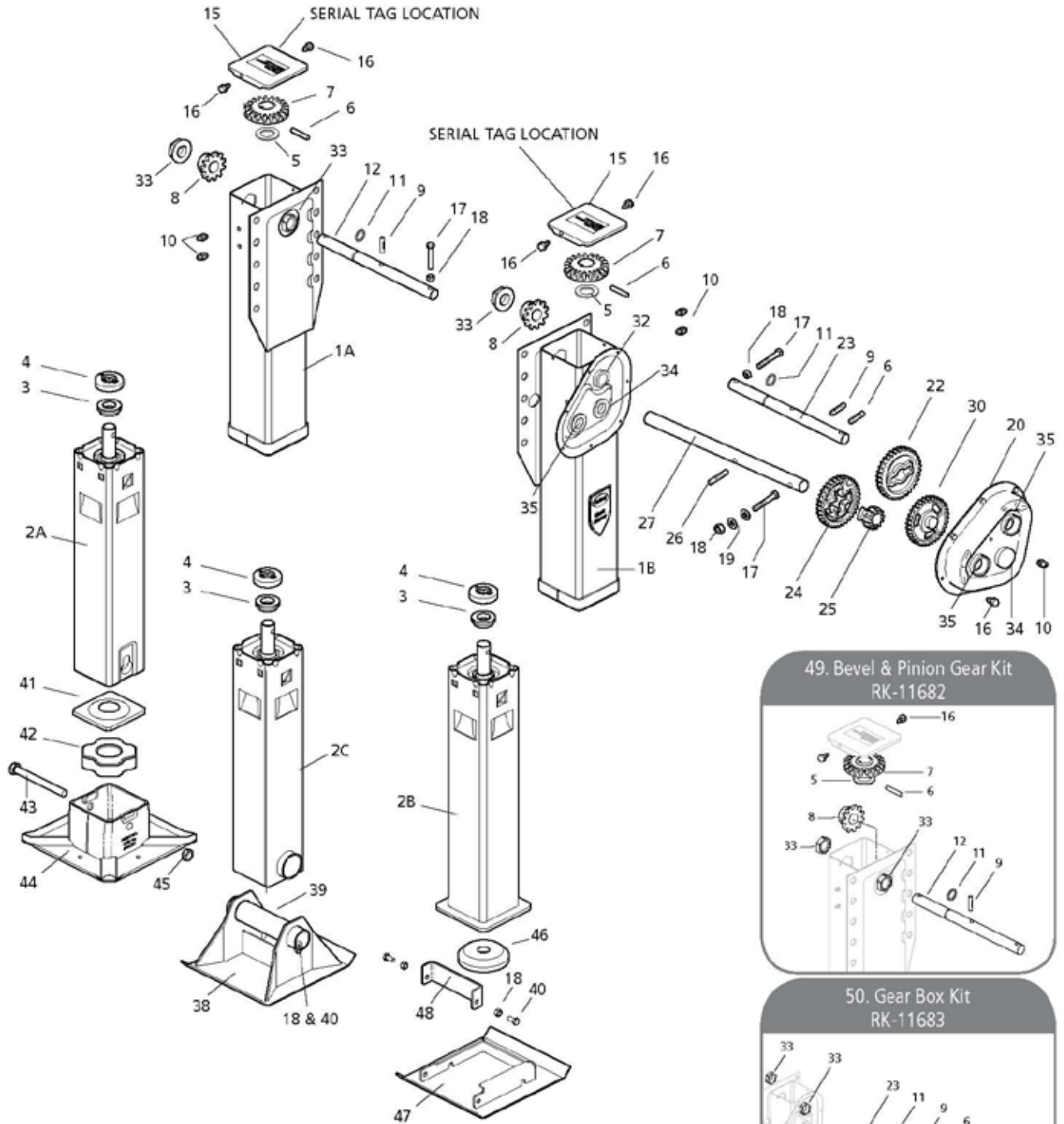
Item	Description	RETRACT TUBE CODE	TRAVEL				
			13.50"	15.50"	17"	17" *CAN.	19"
			Part Number				
2A	RETRACT TUBE - R.C.F.	0 OR 5 (MRL)	LG-3053-01	LG-3053-02	LG3053-03	LG3053-04	LG3053-05
2B	RETRACT TUBE - LOW PROFILE R.C.F.	0	LG03097-01	LG03097-02	LG03097-03	N/A	N/A
2C	RETRACT TUBE - AXLE		LG33012-01	LG3012-02	LG3012-03		LG3012-04
2D	RETRACT TUBE - 10" DIA SHOCKFOOT	0 OR *6 (CAN)	LG3061-02	LG3061-03	LG3061-04	LG3061-07	LG3061-13
2E	RETRACT TUBE - 12" DIA SHOCKFOOT		LG3061-01	N/A	LG3061-05	LG3061-08	LG3061-14

Item	Part Number	Description
1A	N/A	UPPER HOUSING LH (NON GEAR)
1B	N/A	UPPER HOUSING RH (GEARBOX)
2	SEE CHART ABOVE	RETRACT TUBE ASSEMBLY
3	XB-LG0544	COLLAR
4	XB-BRG-013-77	THRUST BEARING
5	XB-PW-016-62	FLAT WASHER 2" OD X 1.19" ID
6	XA-CRP-V-06635	PIN 3/8" X 2"
7	LG2884	BEVEL GEAR
8	LG1823-02	PINION GEAR
9	XB-GP-014-18	GROOVE PIN 3/8" X 1-1/2"
10	XB-GRF-022-16	GREASE FITTING 1/4"-28 SELF TAPPING
12	LG2964-01	JACK SHAFT LH - UNIVERSAL MOUNT
	LG2964-04	JACK SHAFT LH - I-BEAM MOUNT
	LG2964-02	JACK SHAFT LH - CONVENTIONAL MOUNT
	LG2964-03	JACK SHAFT LH - REVERSE MOUNT
13	N/A	SPRING PIN
14	XB-LG0893	GASKET
15	XA-LG0880	COVER
16	XB-ST5-008-11	SELF TAPPING SCREW .25"-20 X .50"
17	XB-HHC-050-42	HEX HEAD CAPSCREW 3/8"-16 X 2.25" GR5
18	XB-SLN-012-04	SELF LOCKING NUT 3/8"-16
19	XB-PW-016-03	WASHER .3/8" STD TYPE A
20	LG2996	GEARBOX HALF, OUTSIDE
22	LG2980	OUTPUT GEAR
23	LG2963-01	JACK SHAFT RH - UNIVERSAL MOUNT
	LG2963-04	JACK SHAFT RH - I-BEAM MOUNT
	LG2963-02	JACK SHAFT RH - CONVENTIONAL MOUNT
	LG2963-03	JACK SHAFT RH - REVERSE MOUNT

Item	Part Number	Description
24	LG2968	INPUT GEAR - HIGH
25	LG2969	INPUT GEAR - LOW
26	XB-GP-052-21	GROOVE PIN - TYPE E 3/8" X 2"
27	LG3011-01	SHIFT SHAFT - UNIVERSAL MOUNT
	LG3011-02	SHIFT SHAFT - I-BEAM & CONVENTIONAL MOUNT
	LG3011-03	SHIFT SHAFT - REVERSE MOUNT
30	LG22975	IDLER GEAR
33	LG2926	HEX LOCK BOSS
34	LG3005	OUTPUT SHAFT BUSHING
35	LG0659-10	BOSS BEARING - SEALED
38	50616001	SANDSHOE 10" X 10" X 4.50"
	50616000	SANDSHOE 10" X 12" X 4.50"
	50616008	SANDSHOE 10" X 10" X 2"
	50616007	SANDSHOE 10" X 12" X 2"
39	LG0070-02	SANDSHOE AXLE HOLLOW 8-1/2" LG
40	XB-HHC-050-69	HEX HEAD CAPSCREW 3/8"-16 X 3/4" GR5
41	LG0725	CUSHION FOOT PLATE
42	XB-LG0726	CUSHION FOOT RUBBER
43	XB-HHB-050-70	HEX HEAD BOLT 5/8"-11 X 5-1/2"
44	LG0718-01	R.C.F. 10"
	LG0740-01	R.C.F. 12"
	LG0732-01	R.C.F. 10" X 10"
45	XB-SP0012-10	SELF LOCKING NUT 5/8"-11
46	RK-11442	BEVEL & PINION GEAR REPAIR KIT
47	RK-11443	GEARBOX REPAIR KIT
48	728003	CUSHION FOOT PAD - LOW PROFILE R.C.F.
49	730639	COLLAR - LOW PROFILE R.C.F.
50	RK-10919	BLACK ARMOUR TOUCHUP KIT (NOT SHOWN)



## ATLAS 65 COMPONENTS





**ATLAS 65 COMPONENTS**

**HOLLAND LANDING GEAR**

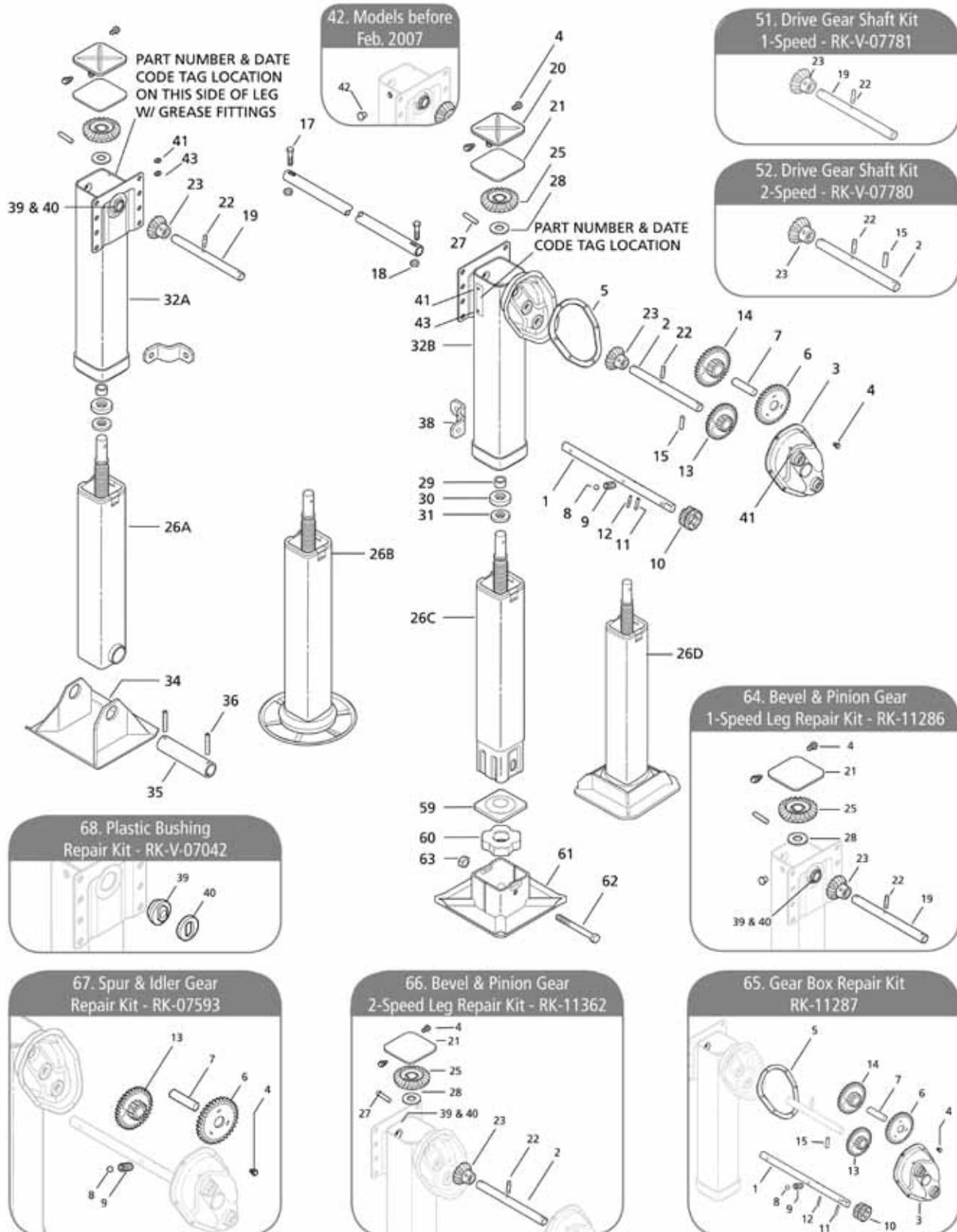
Item	Part Number	Description
1A	N/A	UPPER HOUSING LH (NON GEAR)
1B	N/A	UPPER HOUSING RH (GEARBOX)
2	SEE CHART BELOW	RETRACT TUBE ASSEMBLY
3	XB-LG0544	COLLAR
4	XB-BRG-013-77	THRUST BEARING
5	XB-PW-016-62	FLAT WASHER 2" OD X 1.19" ID
6	XA-CRP-V-06635	PIN 3/8" X 2"
7	LG2884	BEVEL GEAR
8	LG1823-02	PINION GEAR
9	XB-GP-014-18	GROOVE PIN 3/8" X 1-1/2"
10	XB-GRF-022-16	GREASE FITTING 1/4"-28 SELF TAPPING
11	XB-RNG-021-13	O-RING
12	2111100000430	JACK SHAFT LH - UNIVERSAL MOUNT
	2111100000460	JACK SHAFT LH - I-BEAM MOUNT 6.5" SHAFT
	2111100000470	JACK SHAFT LH - I-BEAM MOUNT 10" SHAFT
	2111100000440	JACK SHAFT LH - CONVENTIONAL MOUNT
	2111100000450	JACK SHAFT LH - REVERSE MOUNT
15	2111100000530	TOP COVER
16	XB-ST5-008-11	SELF TAPPING SCREW .25"-20 X .50"
17	XB-HHC-050-42	HEX HEAD CAPSCREW 3/8"-16 X 2.25" GR5
18	XB-SLN-012-04	SELF LOCKING NUT 3/8"-16
19	XB-PW-016-03	WASHER 3/8" STD TYPE A
20	LG2996	GEARBOX HALF, OUTSIDE
22	LG2980	OUTPUT GEAR
23	2111100000480	JACK SHAFT RH - UNIVERSAL MOUNT
	2111100000510	JACK SHAFT RH - I-BEAM MOUNT 6.5" SHAFT
	2111100000520	JACK SHAFT RH - I-BEAM MOUNT 10" SHAFT
	2111100000490	JACK SHAFT RH - CONVENTIONAL MOUNT
	2111100000500	JACK SHAFT RH - REVERSE MOUNT
24	LG2968	INPUT GEAR - HIGH
25	LG2969	INPUT GEAR - LOW

Item	Part Number	Description
26	XB-GP-052-21	GROOVE PIN - TYPE E 3/8" X 2"
27	LG3011-01	SHIFT SHAFT - UNIVERSAL MOUNT
	LG3011-02	SHIFT SHAFT - I-BEAM & CONVENTIONAL MOUNT
	LG3011-03	SHIFT SHAFT - REVERSE MOUNT
30	LG22975	IDLER GEAR
32	2022100000190	HEX LOCK BOSS
33	2022300000020	HEX LOCK BOSS - SEALED
34	LG3005	IDLER SHAFT BUSHING
35	LG0659-10	BOSS BEARING - SEALED
38	LG0056	SANDSHOE 10" X 10" X 2"
	LG0051	SANDSHOE 10" X 12" X 2"
	LG0122	SANDSHOE 12" X 12" X 2"
	LG0056-02	SANDSHOE 10" X 10" X 2" HD
	LG0055	SANDSHOE 10" X 10" X 4-1/2"
	LG0050	SANDSHOE 10" X 12" X 4-1/2"
	LG0065-04	SANDSHOE 12" X 12" X 4-1/2"
	LG1815-05	SANDSHOE 16" X 16" X 4-1/2"
	LG0055-01	SANDSHOE 10" X 10" X 4-1/2" HD
	LG0065	SANDSHOE 10" X 12" X 4-1/2" HD
	LG0065-01	SANDSHOE 12" X 12" X 4-1/2" HD
	LG0065-02	SANDSHOE 12" X 17" X 4-1/2" HD
	39	LG0070-02
40	XB-HHC-050-69	HEX HEAD CAPSCREW 3/8"-16 X 3/4" GR5
41	2034160000150	CUSHION FOOT PLATE
42	XB-LG0713	CUSHION FOOT RUBBER
43	XB-HHB-050-58	HEX HEAD BOLT 5/8"-11 X 6"
44	2034200000170	R.C.F. 10" X 10"
45	XB-SP0012-10	SELF LOCKING NUT 5/8"-11
46	728003	CUSHION FOOT PAD - LOW PROFILE R.C.F.
47	730640	LOW PROFILE R.C.F.
48	730638	INTERCHANGEABLE STRAP
49	RK-11682	BEVEL & PINION GEAR REPAIR KIT
50	RK-11683	GEARBOX REPAIR KIT
51	RK-10919	BLACK ARMOUR TOUCHUP KIT (NOT SHOWN)

Item	Description	Part Number				
2A	RETRACT TUBE - R.C.F.	2111200000130	2111200000140	2111200000150	2111200000160	2111200000170
2B	RETRACT TUBE - LOW PROFILE R.C.F.	2111200002480	2111200002490	2111200002510	2111200002500	2111200002520
2C	RETRACT TUBE - AXLE	2111200000230	2111200000240	2111200000250	N/A	2111200000260



## MARK V COMPONENTS

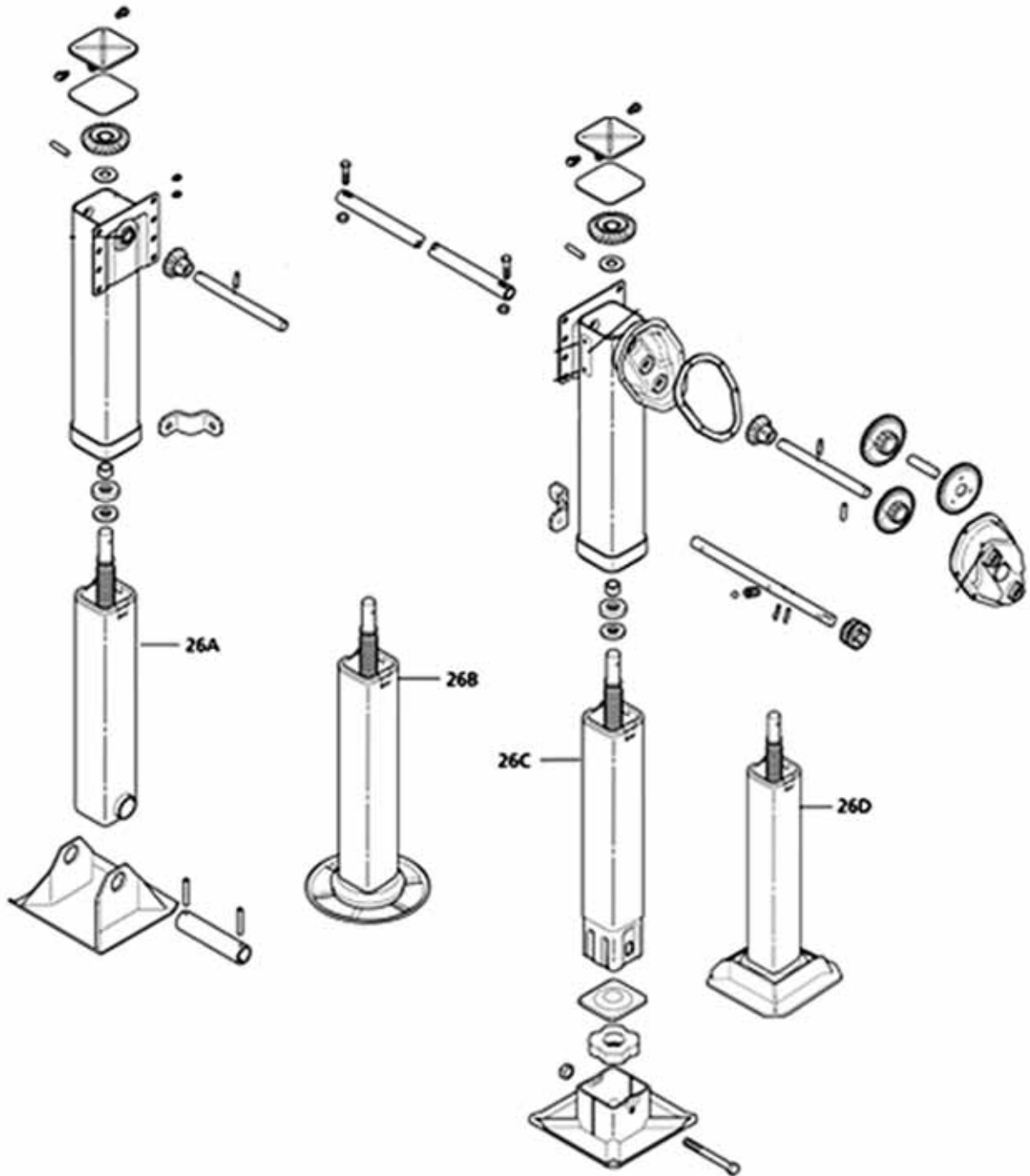


## MARK V COMPONENTS

Item	Part Number	Description	Item	Part Number	Description	
1	XA-V-06625-A	SHIFT SHAFT RH - UNIVERSAL	32A	N/A	UPPER LEG 1-SPEED	
	XA-V-06625-C	SHIFT SHAFT RH - I-BEAM	32A		UPPER LEG 1-SPEED HEAVY DUTY	
	XA-V-06625-F	SHIFT SHAFT RH - EXTENDED I-BEAM	32B		UPPER LEG - 2-SPEED	
	XA-V-06625-C	SHIFT SHAFT RH - CONVENTIONAL	32B		UPPER LEG - 2 SPEED HEAVY DUTY	
	XA-V-06625-B	SHIFT SHAFT RH - REVERSE				
2	XA-V-06624-A	JACK SHAFT RH - UNIVERSAL	34	LG0050	SKID FOOT 4.5" X 12" X 11.5"	
	XA-V-06624-D	JACK SHAFT RH - I-BEAM		LG0051	SKID FOOT 2.0" X 12" X 11.5"	
	XA-V-06624-F	JACK SHAFT RH - EXTENDED I-BEAM		XA-V-796-WS	SKID FOOT 3.8" X 10" X 11.5"	
	XA-V-06624-C	JACK SHAFT RH - CONVENTIONAL & REVERSE		LG0056	SKID FOOT 2.0" X 10" X 11.5"	
3	XA-V-06618	GEARBOX COVER ASSEMBLY	35	XA-HV-796	SKID FOOT 4" X 12" X 16"	
4	XB-06372	THREAD ROLLING SCREW		XA-V-1901-1	STANDARD AXLE	
5	XB-V-06621	GEARBOX GASKET	36	XA-V-1903-1	SOLID AXLE	
6	XA-V-06602	IDLER GEAR	38	XB-21-S-375-3000	ROLL PIN 3/8" X 3"	
7	XA-V-07085	IDLER GEAR SHAFT	39	XA-V-1938	BRACE LUG	
8	XB-BAL-023-01	BALL	40	XB-LG0559	BEARING	
9	XB-SPG-020-02	SPRING	41	XB-LG1570	RETAINER	
10	XA-V-06604-1	SHIFTER GEAR	42	XB-767	LUBE FITTING	
11	XA-CRP-V-06633	PIN 1/4" X 1-7/16"	43	XB-01789	PLASTIC PLUG (MODELS BEFORE FEB. 2007)	
12	XB-21-S-218-1500	SPRING PIN 7/32" X 1-1/2"	47	XB-767-L	LUBE FITTING W/ EXTENSION	
13	XA-V-06606	SPUR GEAR	48	XA-V-971	CAMSHAFT BRACKET (OPTIONAL)	
14	XA-V-06603	STEP GEAR		XB-V-1915	CRANK HANGER (OPTIONAL)	
15	XA-CRP-V-06634	PIN 3/8" X 1-1/2"	49	XB-LG0085		
17	XB-V-444-4	HEX HEAD CAPSCREW 3/8"-16 X 2.00"		XA-V-1916	EXTENSION SHAFT (OPTIONAL) 15.44"	
18	XB-338	LOCK NUT 3/8"-16	50	XA-V-1916-1	EXTENSION SHAFT (OPTIONAL) 8.94"	
19	XA-V-06623-A	JACK SHAFT LH - UNIVERSAL	51	XA-V-630-2	CRANKSHAFT COUPLING (OPTIONAL)	
	XA-V-06623-D	JACK SHAFT LH - I-BEAM	52	RK-V-07781	DRIVE GEAR SHAFT KIT - 1 SPEED	
	XA-V-06623-F	JACK SHAFT LH - EXTENDED I-BEAM	53	RK-V-07780	DRIVE GEAR SHAFT KIT - 2 SPEED	
	XA-V-06623-C	JACK SHAFT LH - CONVENTIONAL	54	XB-GP-38-138-5	GROOVE PIN 3/8" X 1-3/8" (OPTIONAL)	
	XA-V-06623-B	JACK SHAFT LH - REVERSE	55	XB-3103	LOCK NUT 1/4"-28 (OPTIONAL)	
20	XA-V-06611	UPPER LEG COVER	56	XB-07618	HEX HD CAPSCREW 1/4"-28 X 3" (OPTIONAL)	
21	XB-V-07054	GASKET		XA-V-07601-1	EXTENSION BRACKET 15.56"	
22	XB-GP-38-1-12-E	GROOVE PIN 3/8" X 1-1/2"	57	XA-V-07601-2	EXTENSION BRACKET 9.06"	
23	XA-V-06600	PINION GEAR		RK-V-07602-1	EXTENSION BRACKET & SHAFT KIT 15.56"	
25	XA-V-06601	BEVEL GEAR	58	RK-V-07602-2	EXTENSION BRACKET & SHAFT KIT 9.06"	
26A	SEE PAGE 18 & 19	RETRACT TUBE - AXLE		RK-V-1997-1	EXTENSION BRACKET & SHAFT KIT 15.44"	
26B		RETRACT TUBE - SELF LEVELING	RK-V-1997-2	EXTENSION BRACKET & SHAFT KIT 8.94"		
26C		RETRACT TUBE - R.C.F.	59	LG1829	CUSHION FOOT PLATE	
26D		RETRACT TUBE - SHOCK FOOT	60	XB-LG0713	RUBBER CUSHION	
27	XA-CRP-V-06635	PIN 3/8" X 2"	62	XA-V-796-RCF	REMOVABLE CUSHION FOOT	
28	XB-V-06632	WASHER	63	XB-HHC-050-114	HEX HEAD SCREW 5/8"-11 X 6"	
29	XB-V-06630	BUSHING	64	XB-06179-2	TOP LOCK NUT 5/8"-11	
30	XB-V-647	THRUST BEARING - STANDARD	65	RK-11286	BEVEL & PINION GEAR REPAIR KIT	
	XB-V-647-1	THRUST BEARING - HEAVY DUTY	66	RK-11287	GEAR BOX REPAIR KIT	
31	XA-V-06629	COLLAR		66	RK-10919	BLACK ARMOUR TOUCHUP KIT -N/S



**MARK V COMPONENTS**



## MARK V COMPONENTS

### STANDARD DUTY RETRACT TUBE ASSEMBLIES

Item	Description	TRAVEL			
		9.9"	10.3"	12.5"	13.5"
26A	FOR AXLE	XA-H-06628-000-0	N/A	N/A	XA-H-06628-101-0
26B	FOR SELF LEVELING FOOT	N/A		XA-V-06628-010-1	XA-V-06628-111-1
26C	FOR REMOVABLE CUSHION FOOT		XA-V-06628-020-2	N/A	XA-V-06628-121-2
26D	RETRACT TUBE ASSEMBLY - SHOCKFOOT		N/A	XA-V-06628-010-5	XA-V-06628-111-5
Item	Description	TRAVEL			
		15"	16.5"	17.6"	18.7"
26A	FOR AXLE	XA-V-06628-202-0	XA-V-06628-303-0	XA-V-06628-404-0	XA-V-06628-505-0
26B	FOR SELF LEVELING FOOT	XA-V-06628-212-1	XA-V-06628-313-1	XA-V-06628-414-1	XA-V-06628-515-1
26C	FOR REMOVABLE CUSHION FOOT	XA-V-06628-222-2	XA-V-06628-323-2	XA-V-06628-413-2	XA-V-06628-514-2
26D	RETRACT TUBE ASSEMBLY - SHOCKFOOT	XA-V-06628-212-5	XA-V-06628-313-5	XA-V-06628-414-5	XA-V-06628-515-5

### HEAVY DUTY RETRACT TUBE ASSEMBLIES

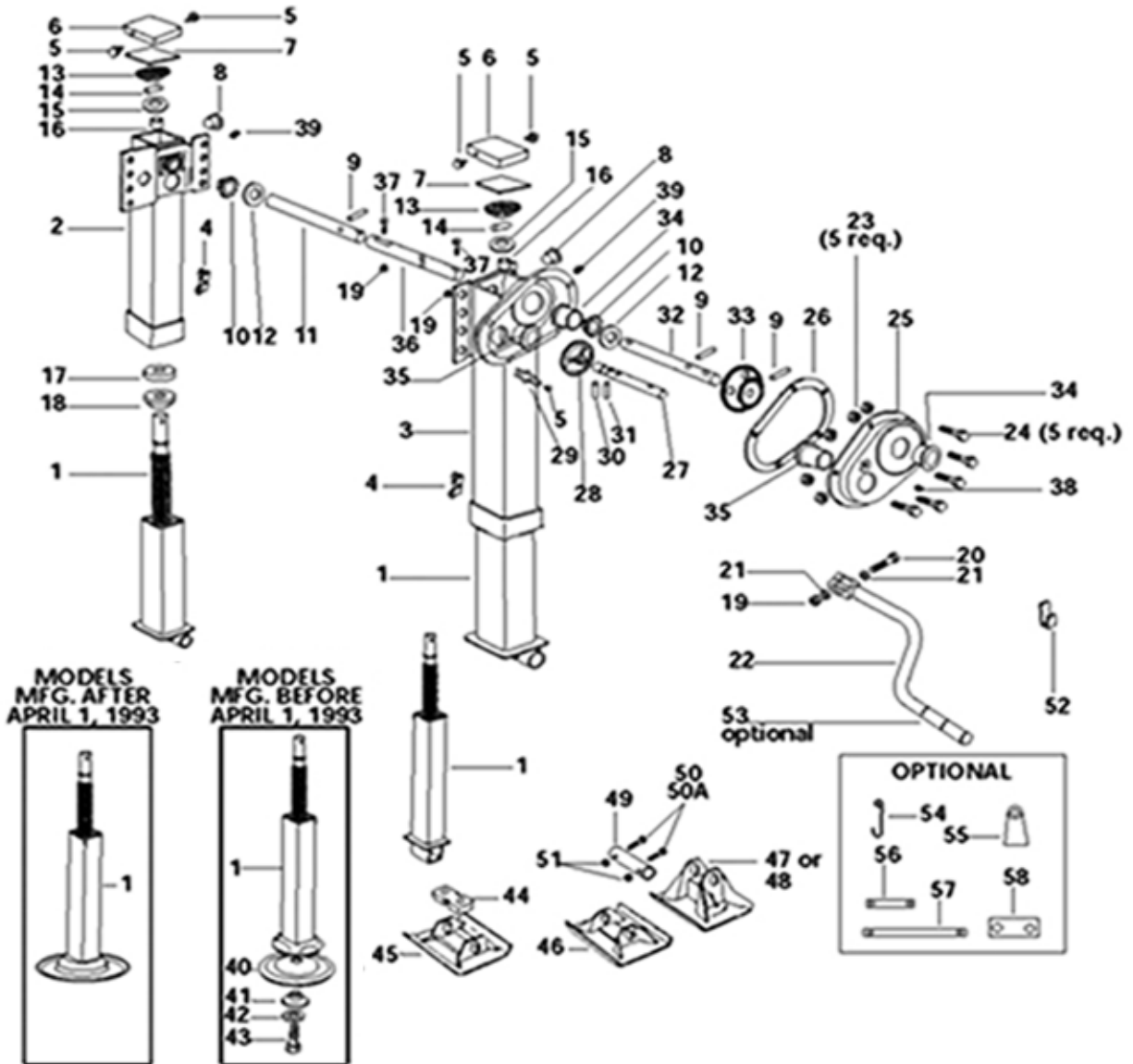
Item	Description	TRAVEL			
		9.9"	10.3"	12.5"	13.5"
26A	FOR AXLE	XA-H-06628-000-0	N/A	N/A	XA-H-06628-101-0
26B	FOR SELF LEVELING FOOT	N/A		XA-H-06628-010-1	XA-H-06628-111-1
26C	FOR REMOVABLE CUSHION FOOT		XA-H-06628-020-2	N/A	XA-H-06628-121-2
26D	RETRACT TUBE ASSEMBLY - SHOCKFOOT		N/A	XA-H-06628-010-5	XA-H-06628-111-5
Item	Description	TRAVEL			
		15"	16.5"	17.6"	18.7"
26A	FOR AXLE	XA-V-06628-202-0	XA-V-06628-303-0	XA-V-06628-404-0	XA-V-06628-505-0
26B	FOR SELF LEVELING FOOT	XA-H-06628-212-1	XA-H-06628-313-1	XA-H-06628-414-1	XA-H-06628-515-1
26C	FOR REMOVABLE CUSHION FOOT	XA-H-06628-222-2	XA-H-06628-323-2	XA-H-06628-413-2	XA-H-06628-514-2
26D	RETRACT TUBE ASSEMBLY - SHOCKFOOT	XA-H-06628-212-5	XA-H-06628-313-5	XA-H-06628-414-5	XA-H-06628-515-5

### MARK V LANDING GEAR LEGS

Part Number	Type	Travel	Footware
LGS-3A001	SET W/O HARDWARE	16.5"	12" CUSHION FOOT SELF-LEVELER
XA-S8-3A001	NON-GEAR SIDE LEG		
XA-S9-3A001	GEAR SIDE LEG		
LGS-3A105	SET W/O HARDWARE	16.5"	4.9" X 12" X 11.5" STANDARD SKID FOOT
XA-S8-3A105	NON-GEAR SIDE LEG		
XA-S9-3A105	GEAR SIDE LEG		



## FORMULA 150 COMPONENTS





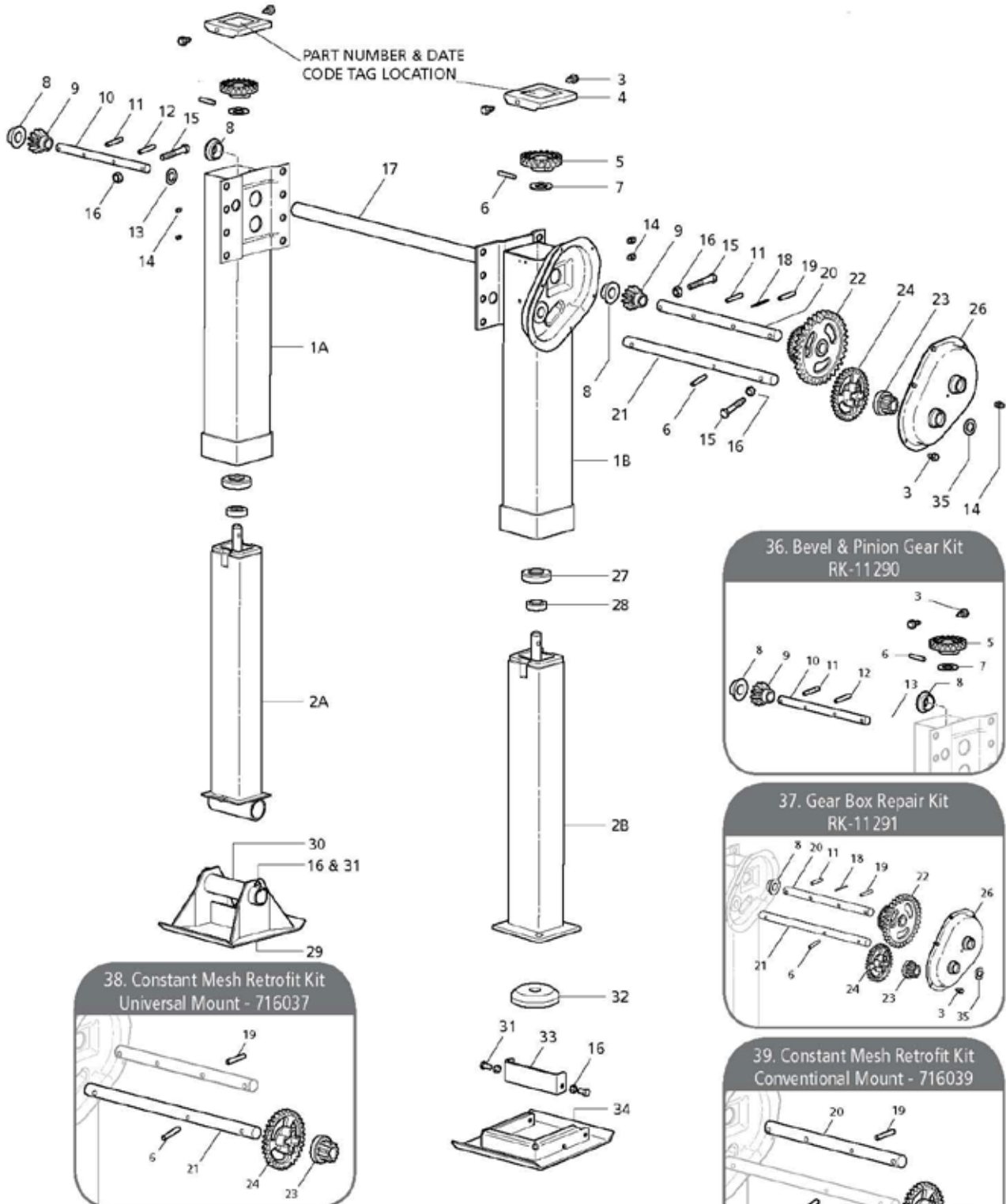
**FORMULA 150 COMPONENTS**

Item	Part Number	Description
1	XA-06220-1-1	INNER LEG & SCREW ASSEMBLY
	XA-06220-1-4	
	XA-06220-1-9	
	XA-06220-2-1	
	XA-06220-2-4	
	XA-06220-2-9	
2	XA-06215-1L	SINGLE SPEED OUTER LEG
	XA-06215-2L	
3	XA-06215-1R	2-SPEED OUTER LEG
	XA-06215-SR	
4	XA-01782	BRACE EAR
5	XB-04112	SELF-TAPPING SCREWS
6	XA-06218	UPPER LEG COVER
7	XB-06219	LEG COVER GASKET
8	XB-01789	ACCESS PLUG
9	XB-02065	.38" X 1.5" GROOVE PIN
10	XA-06217	BEVEL PINION GEAR
11	XA-06216-A-L	SINGLE SPEED DRIVE SHAFT
	XA-06216-B-L	
	XA-06216-C-L	
	XA-06216-D-L	
12	XB-01977	SHIMS
13	XA-LG0570	BEVEL GEAR
14	XB-GP-38-2-E	.38" X 2" GROOVE PIN
15	XB-PW-1916-2-18	WASHER
16	XB-01744-1	BUSHING
17	XB-V-647-2	THRUST BEARING
18	XB-LG0544	COLLAR
19	XB-338	.38"-16 LOCKNUT
20	XB-02157	.38"-16 X 2.5" HEX BOLT
21	XB-1108	.38" FLAT WASHER
22	XA-01918	CRANK HANDLE ASSY.
23	XB-3103	.25"-28 LOCKNUT
24	XB-CX-14-28-F-58	.25"-28 X .62" HEX BOLTS
25	XA-06224-A	GEARBOX COVER
26	XB-01791	GEARBOX COVER GASKET
27	XA-06226-A	CRANK SHAFT

Item	Part Number	Description
27	XA-06226-B	CRANK SHAFT
	XA-06226-C	
28	XA-0306-1	DRIVE CLUSTER GEAR .88" BORE
29	XB-03370-1	SHIFTER SPRING
30	XB-21-S-187-1000	ROLL PIN .19" X 1"
31	XA-01792	PIN
32	XA-06216-A-R	2-SPEED DRIVE SHAFT
	XA-06216-B-R	
	XA-06216-C-R	
	XA-06216-D-R	
33	XA-02043-1	DRIVEN CLUSTER GEAR (1" BORE)
34	XB-0307-PM	BEARING (1" DIAMETER)
35	XB-0308-PM	BEARING (.88" DIAMETER)
36	XA-V-1910	CROSS SHAFT
37	XB-V-444-1	.38"-16 X 1.75" HEX BOLTS
38	XB-04113	LUBE FITTING
39	XB-767	
40	XA-02709	SELF-LEVELING FOOT
41	XA-01774	PIVOT GUIDE
42	XB-T-45-1	.5" LOCK WASHER
43	XB-01987	.5"-13 X 1.75" HEX BOLT
44	XB-04676	CUSHION PAD
45	XA-04681	2.38" CUSHION FOOT
46	XA-02691	SKID FOOT (1.75" HIGH)
47	XA-03337	SKID FOOT (4.5" HIGH) LIGHT DUTY
48	XA-02689	SKID FOOT (4.5" HIGH) STD. DUTY
49	XA-V-1901-1	AXLE
50	XB-06187	.38"-16 X .75" HEX BOLT
50A	XB-06263	.38"-16 X 2.5" HEX BOLT
51	XB-06188	.38"-16 THICK HEX NUT
52	XA-V-1914	CRANK HOLDER
53	XA-01918-1	EXTRA LONG CRANK (OPTIONAL)
54	XB-V-1915	CRANK HANGER (OPTIONAL)
55	XA-02195	EXTENSION BRACKET (OPTIONAL)
56	XA-02198-2	SHORT EXT. SHAFT (OPTIONAL)
57	XA-02198-1	LONG EXT. SHAFT (OPTIONAL)
58	XA-02197	COUPLING



## MODEL CMS2 COMPONENTS



**DISCONTINUED MODEL SERVICE PARTS ONLY**  
As of 07/2010 CMS2 model legs were replaced with the Holland CLASSIC model.

## MODEL CMS2 COMPONENTS

Item	Part Number	Description
1A	N/A	UPPER LEG ASSY LH 1-SPEED
1B	N/A	UPPER LEG ASSY RH 2-SPEED
2A	N/A	LOWER LEG ASSY SANDSHOE
2B	N/A	LOWER LEG ASSY REMOVABLE CUSHION FOOT
3	XB-ST5-008-11	SELF-TAPPING SCREW 1/4"-20 X 1/2"
4	751612	COVER - SQUARE LEG
	751601	COVER - ROUND LEG
5	730590	BEVEL GEAR
6	725046	GROOVE PIN 5/16" X 1-1/2"
7	XB-PW-016-62	WASHER
8	724037	SHAFT BUSHING - SQUARE LEG
	724036	SHAFT BUSHING - ROUND LEG

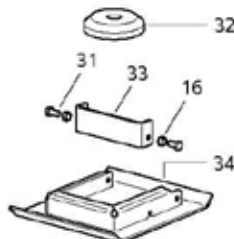
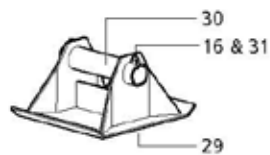
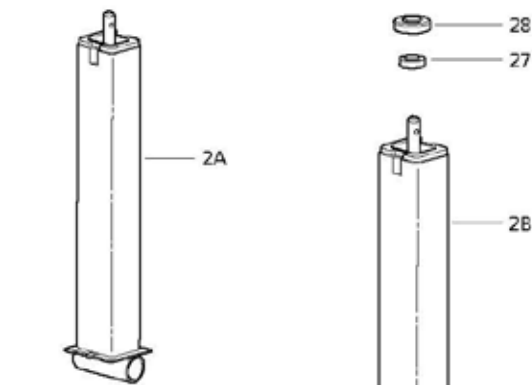
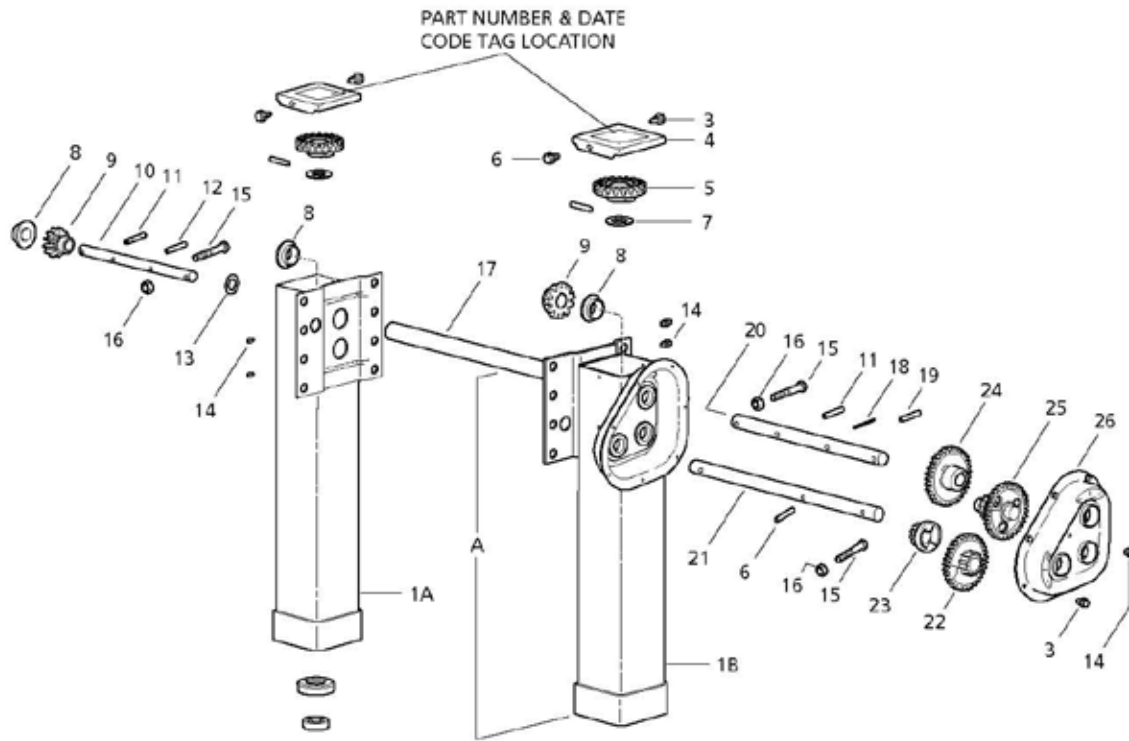
Item	Part Number	Description
9	730011	PINION GEAR
10	750004	JACK SHAFT LH - UNIVERSAL MOUNT
	750450	JACK SHAFT LH - CONVENTIONAL MOUNT
	750452	JACK SHAFT LH - REVERSE MOUNT
11	725002	SPRING PIN 3/8" X 1-3/8"
12	725001	SPRING PIN 1/4" X 1-1/4"
13	XB-PW-016-13	FLAT WASHER
14	727000	GREASE FITTING
15	XB-HHC-050-42	HEX CAP SCREW .38"-16 X 2-1/4"
16	XB-SLN-012-04	SELF-LOCKING NUT 3/8"-16
17	LG0094-XXXX	CROSS DRIVE SHAFT
18	729002	WIRE
19	725003	SPRING PIN 3/8" X 1-1/2"

Item	Part Number	Description
20	750002	PINION SHAFT 2 SPEED UNIVERSAL MOUNT
	750241	PINION SHAFT 2 SPEED OUTSIDE MOUNT
	750245	PINION SHAFT 2 SPEED INSIDE MOUNT
21	751175	CRANKSHAFT UNIVERSAL MOUNT
	751198	CRANKSHAFT OUTSIDE MOUNT
	751175	CRANKSHAFT INSIDE MOUNT
22	750009	RIGID GEAR
23	751173	LOW SPEED DRIVE GEAR
24	751174	HIGH SPEED DRIVE GEAR
26	741158	OUTSIDE COVER ASSEMBLY
27	730007	COLLAR - ELEVATING SCREW
28	729108	BEARING

Item	Part Number	Description
29	50616001	SANDSHOE - 10" X 10" X 4.50" CODE 444
	50616008	SANDSHOE - 10" X 10" X 2.00" CODE 400
30	LG0070-02	SANDSHOE AXLE HOLLOW AXLE 8.50" LG.
31	XB-HHC-050-69	HEX CAP SCREW 3/8"-16 X .3/4"
32	728003	CUSHION FOOT PAD RCF
33	730638	INTERCHANGEABLE STRAP RCF
34	730640	RCF 10" X 10"
35	728000	SEAL
36	RK-11290	BEVEL & PINION GEAR REPAIR KIT
37	RK-11291	GEAR BOX REPAIR KIT
38	716037	CONSTANT MESH RETROFIT KIT - UNIV. MOUNT
39	716039	CONSTANT MESH RETROFIT KIT - CONV. MOUNT

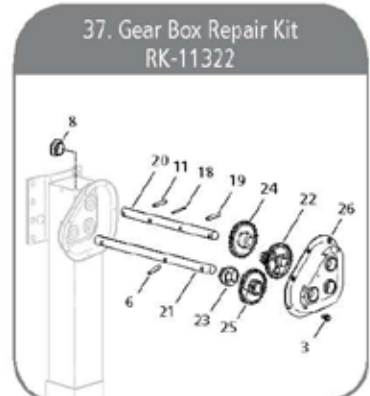


## MODEL CMS3 COMPONENTS



**DISCONTINUED MODEL SERVICE PARTS ONLY**

As of 09/2010 CMS3 model legs were replaced with the Holland ATLAS 55 model.





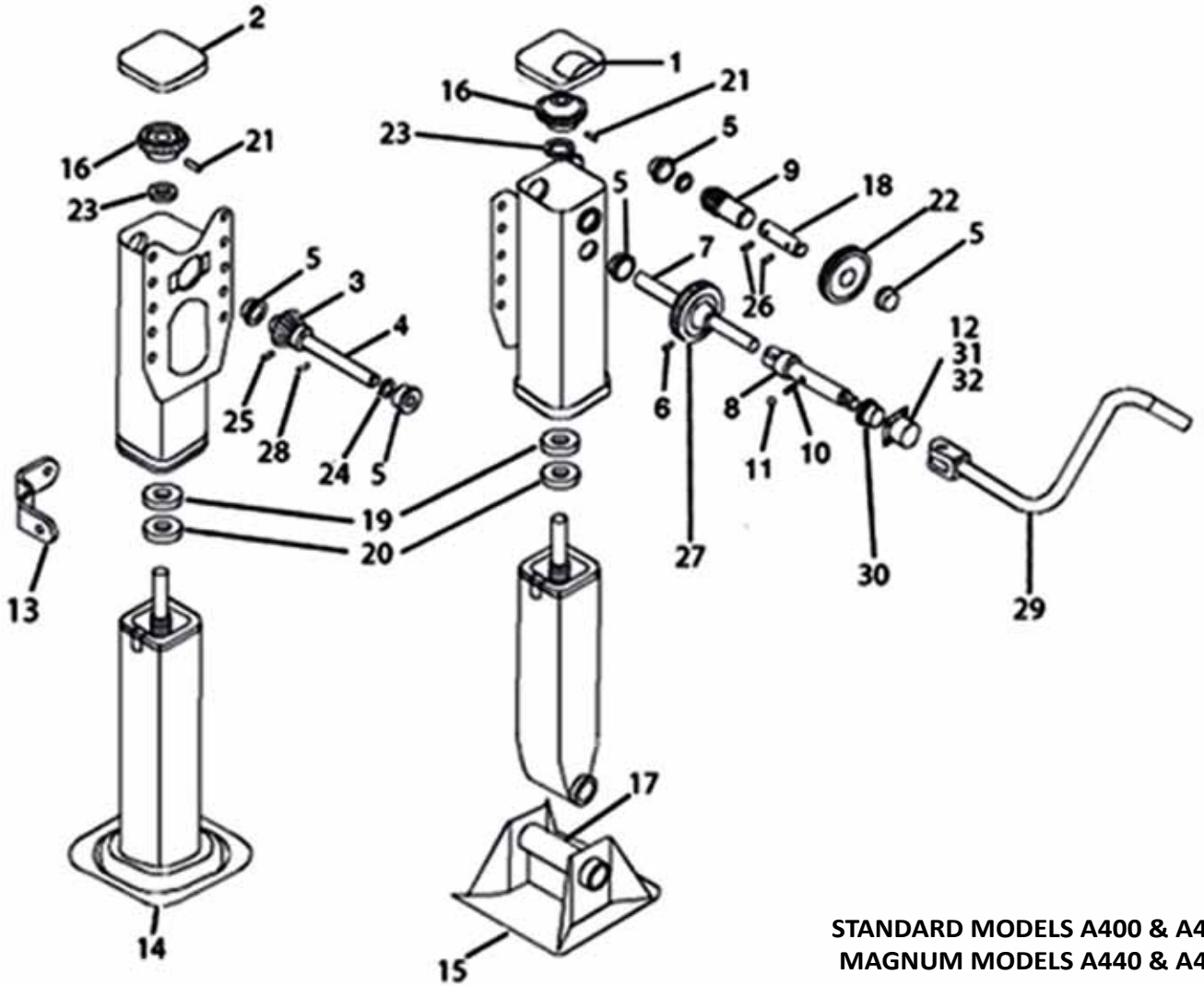
**MODEL CMS3 COMPONENTS**

Item	Part Number	Description
1A	N/A	UPPER LEG ASSEMBLY NON GEAR
1B	N/A	UPPER LEG ASSEMBLY GEARBOX
2A	N/A	LOWER LEG ASSEMBLY - SANDSHOE
2B	N/A	LOWER LEG ASSEMBLY - REMOVABLE CUSHION FOOT
3	XB-ST5-008-11	SELF TAPPING SCREW
4	751612	COVER
5	130004	BEVEL GEAR
6	725046	GROOVE PIN 5/16" X 1-1/2"
7	XB-PW-016-62	HARDENED WASHER
8	724037	SHAFT BUSHING
9	130003	PINION GEAR
10	750004	JACK SHAFT LH - UNIVERSAL MOUNT
	750450	JACK SHAFT LH - CONVENTIONAL MOUNT
	750452	JACK SHAFT LH - REVERSE MOUNT
11	725002	SPRING PIN 3/8" X 1-3/8"
12	725001	SPRING PIN 1/4" X 1-1/4"
13	XB-PW-016-13	FLAT WASHER
14	727000	GREASE FITTING
15	XB-HHC-050-42	HEX HEAD CAPSCREW 3/8"-16 X 2-1/4"
16	XB-SLN-012-04	SELF LOCKING NUT 3/8"-16
17	LG0094-XXXX	CROSS DRIVE SHAFT
18	729002	WIRE
19	725003	SPRING PIN 3/8" X 1-1/2"
20	180000	JACK SHAFT RH - UNIVERSAL MOUNT
	180010	JACK SHAFT RH - CONVENTIONAL MOUNT
	180016	JACK SHAFT RH - REVERSE MOUNT
21	751175	SHIFT SHAFT - UNIVERSAL & REVERSE MOUNT
	751198	SHIFT SHAFT - CONVENTIONAL MOUNT
22	130002	OUTPUT GEAR
23	751173	INPUT GEAR - LOW
24	130000	INPUT GEAR - HIGH
25	130001	IDLER GEAR
26	160000	OUTSIDE COVER ASSEMBLY
27	730007	COLLAR - ELEVATING SCREW
28	729108	BEARING
29	50616001	SANDSHOE SHOE 10" X 10" X 4-1/2"
	50616008	SANDSHOE 10" X 10" X 2"
30	LG0070-02	SANDSHOE AXLE HOLLOW 8.-1/2" LONG
31	XB-HHC-050-69	HEX HEAD CAPSCREW 3/8"-16 X 3/4"
32	728003	RUBBER PAD - REMOVABLE CUSHION FOOT
33	730638	STRAP - REMOVABLE CUSHION FOOT
34	730640	REMOVABLE CUSHION FOOT 10" X 10"
36	RK-11321	BEVEL & PINION GEAR KIT
37	RK-11322	GEARBOX REPAIR KIT





JOST 400, 401, 440 & 441 COMPONENTS



STANDARD MODELS A400 & A401  
MAGNUM MODELS A440 & A441

## JOST 400, 401, 440 & 441 COMPONENTS

Item	Part Number	Description
1	C10217	COVER - 2 SPEEDS
2	C10259	COVER - 1 SPEED
3	C10177	PINION GEAR
4	B10130	PINION SHAFT - 1 SPEED
5	A10255	BUSHING STANDARD A400 & A401
	A10727	BUSHING & SEALS MAGNUM A440 & A441
6	A10054.7	ROLL PIN - 3/8" X 1-3/4"
7	B10236	OUTPUT CLUSTER SHAFT
8	C10233	INPUT GEAR SHAFT (IN KIT #30A)
9	C10078	OUTPUT SPUR GEAR
10	A10049	DETENT SPRING (IN KITS #30 & 30A)
11	A10048	DETENT BALL (IN KITS #30 & 30A)
12	B10229	SHIFT HOUSING BOLT (IN KITS #30 & 30A)
13	C10108	BRACE LUG - W STANDARD
14	C10717	KIT CUSHION FOOT
15	C10035	SHOE - 10" X 10" X 4-1/2" STANDARD
	C10135	SHOE - 10" X 10" X 2" STANDARD
	C10256	SHOE - 10" X 12" X 4-1/2" STANDARD
	C10257	SHOE - 10" X 12" X 2" STANDARD

Item	Part Number	Description
16	C10155	BEVEL GEAR
17	B10036	SHOE AXLE
18	A10212	OUTPUT SHAFT
19	A10033	THRUST BEARING
20	A10101	COLLAR
21	A10052.3	GROOVE PIN
22	C10085	INPUT SPUR GEAR
23	A10102	THRUST WASHER
24	A10218	SPACER WASHER
25	A10054.3	ROLL PIN - 3/8" X 1-1/2"
26	A10260.1	SPIRAL PIN
27	C10234	OUTPUT CLUSTER GEAR
28	A10054.6	ROLL PIN - 1/4" X 1-1/4"
29	C10592.2	STANDARD CRANK WITH HARDWARE
30	JOSB10285	REPAIR KIT (#8, 10, 11 & 12)
30a	JOSB10229S	REPAIR KIT (#10, 11, 12)
31	A10230	SHIFT HOUSING BOLT
32	A10038	SELF LOCKING NUT

## JOST LANDING GEAR LEG CHART

FOOT WARE OPTIONS			
Description	Code	Description	Code
10" X 10" CUSHION FOOT	G	10" X 10" X 4-1/2" SAND SHOE	T
12" X 12" CUSHION FOOT	G1	10" X 10" X 2" SAND SHOE	T1
9" DIAMETER WHEEL	R	10" X 12" X 4-1/2" SAND SHOE	T2
9" 3RD DISC WHEEL	R1	10" X 12" X 2" SAND SHOE	T3
10" X 10" LOW PROFILE	G3		

GEAR BOX LEG	NON GEAR BOX LEG	MOUNTING	TRAVEL	UPPER LEG	Footware
Part Number	Part Number	Style	Length		
A400.T.17RH	A400.T.17LH	OUTSIDE	17"	24-15/16"	4-1/2" X 10" X 10" SAND SHOE
A400.T1.17RH	A400.T1.17LH				2" X 10" X 10" SAND SHOE
A400.G.17RH	A400.G.17LH				10" X 10" CUSHION FOOT
A400.G3.17RH	A400.G3.17LH				10" X 10" LOW PROFILE CUSHION FOOT
A400.T.19RH	A400.T.19LH		19"	26-15/16"	4-1/2" X 10" X 10" SAND SHOE
A400R.G.19	A400L.G.19				10" X 10" CUSHION FOOT
A400R.G3.19	A400L.G3.19				10" X 10" LOW PROFILE CUSHION FOOT
A401.T.17RH	A401.T.17LH				INSIDE
A401.T1.17RH	A401.T1.17LH	2" X 10" X 10" SAND SHOE			
A401.G.17RH	A401.G.17LH	2" X 10" X 10" SAND SHOE			
A401.G3.17RH	A401.G3.17LH	10" X 10" LOW PROFILE CUSHION FOOT			
A401R.G3.17.38	A401L.G3.17.38	10" X 10" LOW PROFILE REMOVABLE CUSHION FOOT			
A421R.G3.17	A421L.G3.17	10" X 10" LOW PROFILE CUSHION FOOT WITH GREASE TUBE			
A441.G.14RH*	A441.G.14LH	14"	21-15/16"	10" X 10" CUSHION FOOT	
A441.T1.17RH*	A441.T1.17LH	17"	24-15/16"	2" X 10" X 10" SAND SHOE	
A441.G.17RH*	A441.G.17LH			10" X 10" CUSHION FOOT	
A441.G3.17RH*	A441.G3.17LH			10" X 10" LOW PROFILE CUSHION FOOT	

\*MAGNUM LEG (HAS GREASE TUBE WITH ARCTIC GREASE)

## LANDING GEAR FOOTWEAR



CUSHION FOOT KITS & PARTS	
Part Number	Description
LG0048	CUSHION FOOT KIT 10" X 10" GD60
LG0732	CUSHION FOOT ONLY 10" X 10" GD60
LG0732-01	CUSHION FOOT ONLY 10" X 10" (51000)
LG0725	STEEL PLATE
XB-LG0726	RUBBER CUSHION
LG0066-20	CUSHION FOOT KIT 10" X 10" GD70
LG1825-20	CUSHION FOOT ONLY 10" X 10" GD70
LG1829	STEEL PLATE GD70
XB-LG1828	RUBBER CUSHION GD70
LG0740-01	ROUND CUSHION FOOT 12" DIA (51000)
XA-V-796-RCF	CUSHION FOOT SQUARE MARK V
XB-HHB-050-70	BOLT .63" X 5.50"
XB-SP0012-10	NUT .63"-11

SAND SHOES	
Part Number	Description
LG0050	STANDARD 10" X 12" X 4.50"
1001-1291	STANDARD 10" X 10" X 4.38"
1001-6231	STANDARD 10" X 12" X 4.38"
1001-1292	HEAVY DUTY 10" X 10" X 4.38"
1001-7329	HEAVY DUTY 10" X 12" X 3.50"
1001-2035	HEAVY DUTY DOUBLE GUSSET 10" X 10" X 4.38"
1001-1851	HEAVY DUTY DOUBLE GUSSET 10" X 12" X 4.38"
1001-1852	HEAVY DUTY DOUBLE GUSSET 12" X 12" X 4.38"
1001-1295	LOW PROFILE STANDARD 10" X 10" X 1.75"
1001-1537	LOW PROFILE HEAVY DUTY 10" X 10" X 1.75"
1001-2026	LOW PROFILE HEAVY DUTY 12" X 12" X 1.75"
43403001	FABRICATED 18" X 18"

**FOOTWEAR & ATTACHMENTS**



Part Number	Description
1001-1791	DOLLY WHEEL HD 9" LESS LOCK KIT

Part Number	Description
XA-V-1996-01	HOLLAND SELF LEVELING FOOT 12"

Part Number	Description
716059	AUSTIN CUSHION FOOT KIT

Part Number	Description
C10717	JOST CUSH FOOT REPLACEMENT KIT



Part Number	Description
1002-1305-KIT-F	AXLE KIT 8-7/8" FLARED

Part Number	Description
1002-1304-KIT-P	AXLE KIT 8-13/16" SOLID

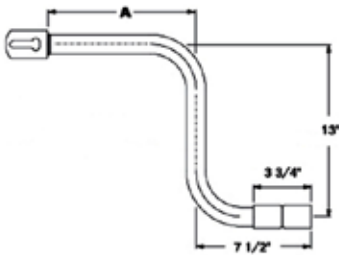
Part Number	Description
1002-1294	AXLE HOUSING ROUND LEG

Part Number	Description
1002-1303-KIT-F	AXLE KIT HD 8.50" W/ HARDWARE
1002-1407-KIT-F	AXLE KIT STD 8.50" W/ HARDWARE

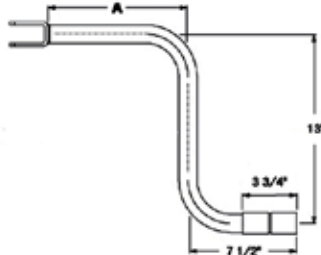
## LANDING GEAR ACCESSORIES



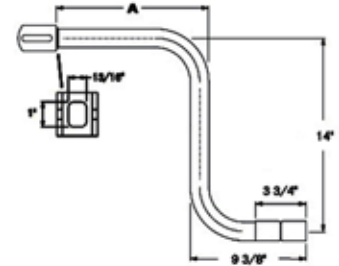
CROSS DRIVE SHAFTS					
Part Number	Length	Type	Part Number	Length	Type
LG0094-6100	61"	1 PIECE	1005-2388	69"	1 PIECE
LG0094-6150	61.50"	1 PIECE GALV.	LG0094-70	70"	
1005-1385	65"	1 PIECE	1005-1299	37" TO 56"	3PC ADJUSTABLE
LG0094-68	68"		1005-1478	53" TO 72"	
B10066.68.4	68.40"		TCS4479	44" TO 79"	TELESCOPIC



VERTICAL CRANK HANDLES	
Part Number	Length
1003-1664	7"
C10592.2	8"
1003-1365	11"
1003-1366	15-7/8"
1003-1367	21"



HORIZONTAL CRANK HANDLES	
Part Number	Length
1003-1695	7"
C10591.2	8-1/4"
1003-1296	11"
LG0083-04	11-1/8"
1003-1297	15-7/8"
LG0083-05	17-1/8"
1003-1298	21"



VERTICAL W/ SQUARE HOLE	
Part Number	Length
1003-6857	9-1/8"
1003-6858	11-5/8"
1003-6859	14-1/2"
1003-6863	17"
XA-V-90-0	9-1/8"
HORIZONTAL W/ SQUARE HOLE	
XA-V-90-4	11-5/8"



Part Number	Description
112001	SPEED CRANK 9" HORIZONTAL



Part Number	Dim A	Description
30331970	3.35"	CRANK SHAFT EXTENSION TUBE
30331970002	2.85"	



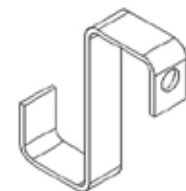
Part Number	Description
1008-1306-KIT	HARDWARE KIT SQUARE LEG W/65" SHAFT



Part Number	Description
XB-LG0085	CRANK HANDLE KEEPER



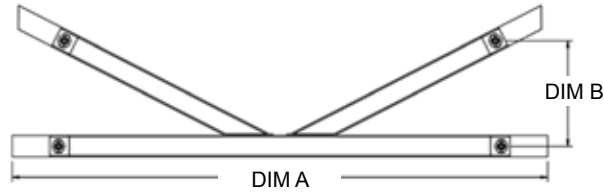
Part Number	Description
1003-1406	CRANK HANDLE KEEPER



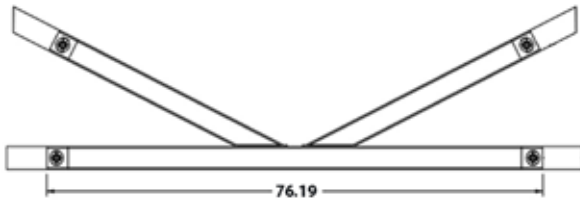
Part Number	Description
43960166	CRANK HANDLE KEEPER



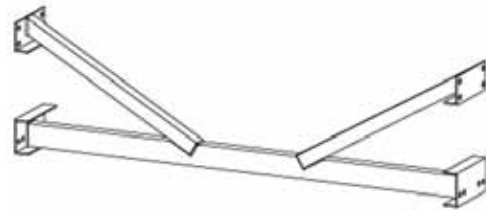
**K-BRACES & LUGS**



GREAT DANE K-BRACE ASSEMBLIES		
Part Number	Dim "A"	Dim "B"
30331725001	75.25"	11.75"
30300202	78.25"	11.75"
30332831	81.25"	11.75"
40410072G00	77.00"	12.50"
30300240	78.00"	13.25"
31724	75.25"	14.75"
32830	81.25"	14.75"



Part Number	Description
577-40512-01219	K-BRACE SUPERSEAL W/ LUGS
577-53024-01219	K-BRACE SUPERSEAL LESS LUGS



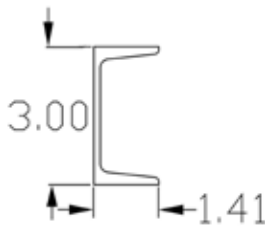
Part Number	Description
1006-2016	K-BRACE UNIV. 102" WIDE TRAILER 69-1/4"



Part Number	Description
GDAKBRACE	UNIVERSAL HD FOR 102" WIDE



Part Number	Description
13000043	K-BRACE 71" WABASH



Part Number	Description
40100918	HORIZONTAL CHANNEL K-BRACE 67-1/8" PINES



Part Number	Description
09955	DIAGONAL K-BRACE LUG 3" X 9-1/2"



Part Number	Description
09954	HORIZONTAL LUG FOR K-BRACE 3" X 8"
43960028	HORIZONTAL LUG FOR K-BRACE 4" X 8"

## LANDING GEAR BRACES



### ADJUSTABLE BRACES

Part Number	Description	Part Number	Description
1006-1309	STANDARD DUTY 26" TO 41"	1006-1614	MEDIUM DUTY 42" TO 57"
1006-1310	STANDARD DUTY 42" TO 57"	1006-1615	MEDIUM DUTY 56" TO 72"
1006-1311	STANDARD DUTY 56" TO 72"	1006-1529	HEAVY DUTY 26" TO 41"
1006-1613	MEDIUM DUTY 26" TO 41"	1006-1530	HEAVY DUTY 35" TO 54"
		1006-1531	HEAVY DUTY 56" TO 72"



### CROSS BRACE TUBE SUPERSEAL

Part Number	Description
099-11966-01208	CROSS BRACE TUBE 75.50"



### MOUNTING BRACES

Part Number	Description
43960012011	LANDING GEAR MOUNT BRACE FRONT 25.63"
69102415	LANDING GEAR MOUNT BRACE REAR 22.00"



### BRACE ANGLES SUPERSEAL

Part Number	Description
092-27190-00380	C/S FRONT 2.00" X 2.00" X 23.75"
092-27191-00380	R/S FRONT 2.00" X 2.00" X 23.75"
092-27192-00522	C/S REAR 2.00" X 2.00" X 32.63"
092-27193-00522	R/S REAR 2.00" X 2.00" X 32.63"



### BRACE ANGLES

Part Number	Description
13246	R/S REAR 2.00" X 2.00" X 31.50"
13247	C/S REAR 2.00" X 2.00" X 31.50"
13248	R/S FRONT 2.00" X 2.00" X 25.75"
13249	C/S FRONT 2.00" X 2.00" X 25.75"

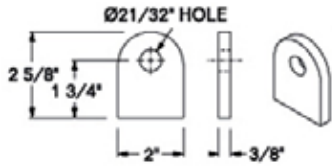
## LANDING GEAR BRACE LUGS



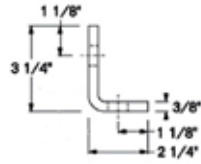
Part Number	Description	Part Number	Description	Part Number	Description
43960005	ATTACHING PLATE FOR BRACE ANGLES, GREAT DANE	051-16054	BRACE LUG UPPER 3/8" X 3" X 6-3/8"	1008-1473	BRACE LUG L-BRKT 2-3/4" X 6-7/8"



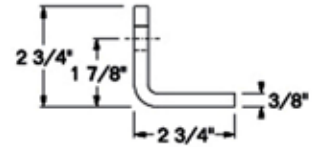
**LANDING GEAR BRACE LUGS**



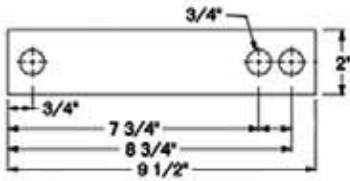
Part Number	Description
1008-1364	BRACE LUG, SHORT



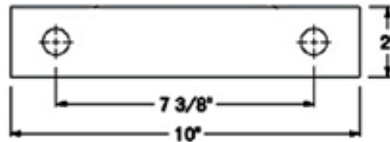
Part Number	Description
1008-1634	BRACE LUG 90 DEGREE 2 HOLE



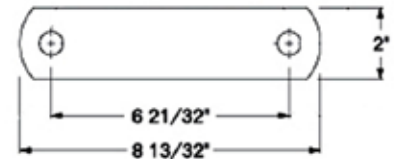
Part Number	Description
1008-1631	BRACE LUG 1 HOLE 90 DEGREE



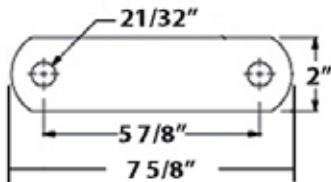
Part Number	Description
1008-1757	BRACE LUG, 3-HOLE STRAIGHT



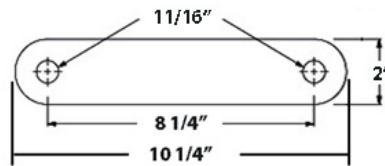
Part Number	Description
1008-2974	BRACE LUG STRAIGHT 2 HOLE




Part Number	Description
1008-1630	BRACE LUG 2 HOLE STRAIGHT



Part Number	Description
1008-2007	BRACE LUG, 2-HOLE FLAT



Part Number	Description
1008-2648	BRACE LUG, 2-HOLE FLAT




Part Number	Description
1008-1467	BRACE LUG 2 HOLE STRAIGHT



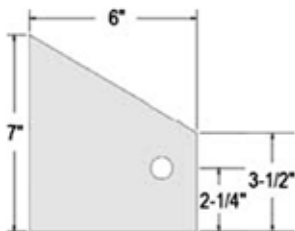
Part Number	Description
1008-1306	BRACE LUG DOUBLE SQUARE LEG



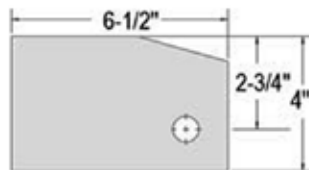
Part Number	Description
1008-1307	BRACE LUG ROUND LEG



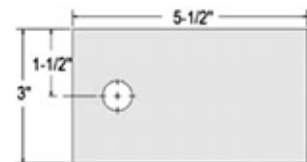
Part Number	Description
13S00018	BRACE LUG, SQ. LEG, WABASH



Part Number	Description
13S00397	UPPER BRACE LUG, WABASH



Part Number	Description
13S00398	LOWER BRACE LUG, WABASH

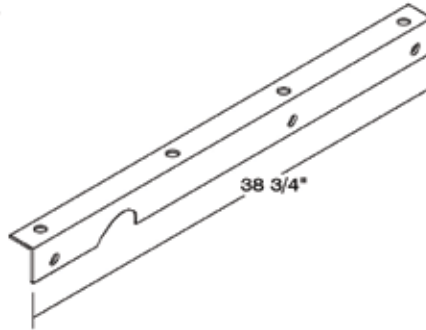


Part Number	Description
13S00547	BRACE LUG, WABASH

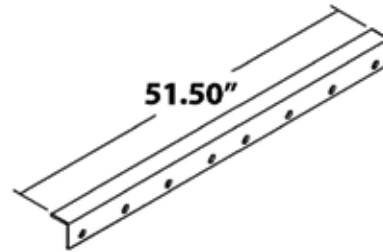
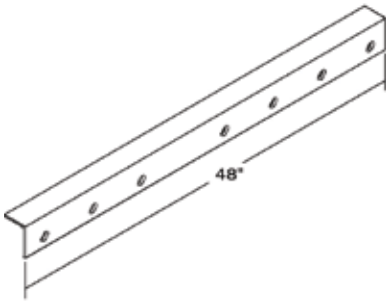




## MOUNTING ANGLES

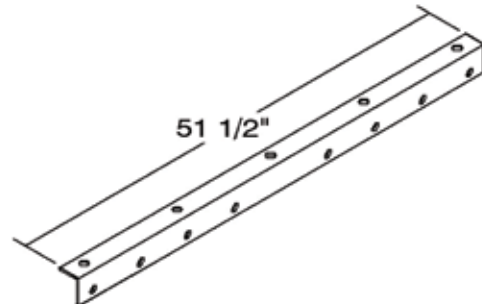
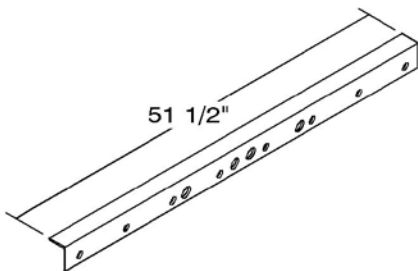


Part Number	Description
43599087	LANDING GEAR MOUNT ANGLE R/S 2" X 2" X 38.75
43599087002	LANDING GEAR MOUNT ANGLE C/S 2" X 2" X 38.75



Part Number	Description
13650	LANDING GEAR MOUNT ANGLE C/S 2" X 2.5" X 48.50"
13651	LANDING GEAR MOUNT ANGLE R/S 2" X 2.5" X 48.50"

Part Number	Description
092-27150	LANDING GEAR MOUNT ANGLE C/S 2" X 2.5" X 51.50"
092-27151	LANDING GEAR MOUNT ANGLE R/S 2" X 2.5" X 51.50"

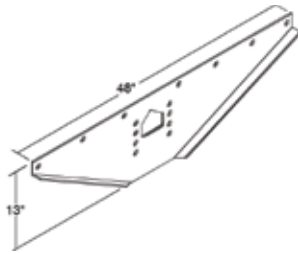


Part Number	Description
69102492	SUPPORT GEAR MOUNT ANGLE 2" X 2.5" X 51.50"

Part Number	Description
43599087001	LANDING GEAR MOUNT ANGLE 2" X 2" X 51.50"

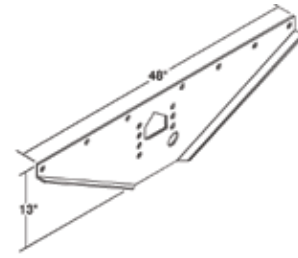


**GREAT DANE MOUNTING GUSSETS**



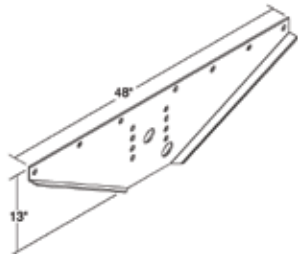
**GREAT DANE STYLE UNIVERSAL**

Part Number	Description
13646	C/S
13647	R/S



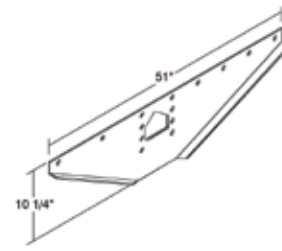
**GREAT DANE HOLLAND LEGS**

Part Number	Description
13648	C/S
13649	R/S



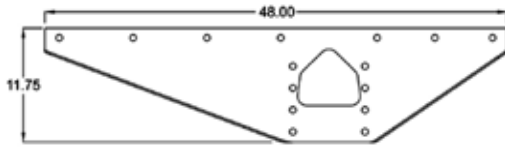
**GREAT DANE HOLLAND LEGS**

Part Number	Description
16295	C/S HOLLAND
16296	R/S HOLLAND



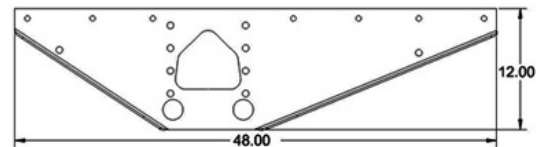
**GREAT DANE SUPERSEAL**

Part Number	Description
104-32463	C/S
104-32464	R/S



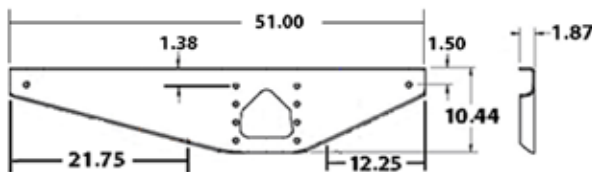
**GREAT DANE STYLE**

Part Number	Description	Part Number	Description
40103830	R/S	40103830001	R/S S/S
40103831	C/S	40103831001	C/S S/S



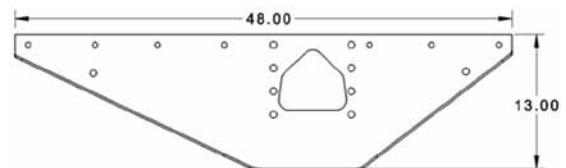
**GREAT DANE STYLE**

Part Number	Description	Part Number	Description
40103866	C/S	40103866G00	C/S GALV
40103867	R/S	40103867G00	R/S GALV



**GREAT DANE SUPERSEAL**

Part Number	Description
104-09790	C/S (STEEL)
104-W09791	R/S (STEEL)
104-13477	C/S (ALUMINUM)
104-13478	R/S (ALUMINUM)

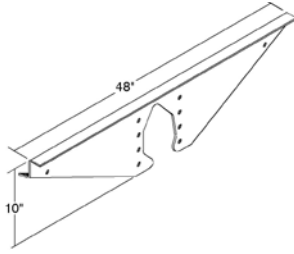


**GREAT DANE "P" MODEL**

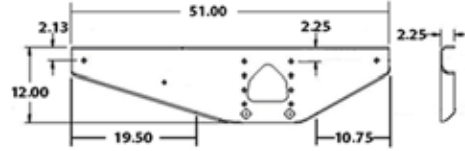
Part Number	Description
69102484	C/S
69102485	R/S



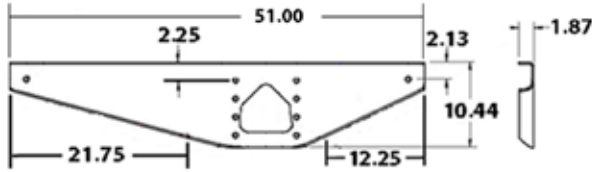
## GREAT DANE MOUNTING GUSSETS



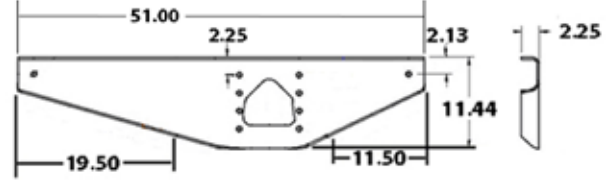
GREAT DANE "Q" MODEL	
Part Number	Description
40100907	R/S
40100908	C/S



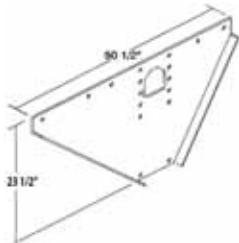
GREAT DANE SUPERSEAL	
Part Number	Description
40106155	C/S ALUMINUM
40106156	R/S ALUMINUM



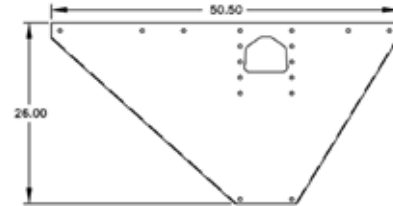
GREAT DANE SUPERSEAL	
Part Number	Description
40107255	C/S ALUMINUM
40107256	R/S ALUMINUM



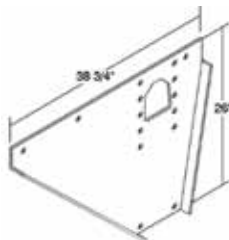
GREAT DANE SUPERSEAL	
Part Number	Description
40107272	C/S ALUMINUM
40107273	R/S ALUMINUM



PINES STYLE	
Part Number	Description
LGB4382-CS	C/S
LGB4382-RS	R/S



PINES STYLE	
Part Number	Description
13646008	C/S
13646009	R/S



PINES SHORT PUP STYLE	
Part Number	Description
49900207	C/S
49900208	R/S

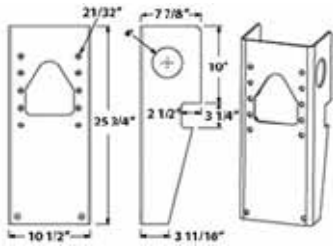


GREAT DANE FLATBED	
Part Number	Description
07005MEPH	5.66" X 9.75" X 8.75" (GD70)
42903049	5.66" X 9.75" X 11" (MARK V)



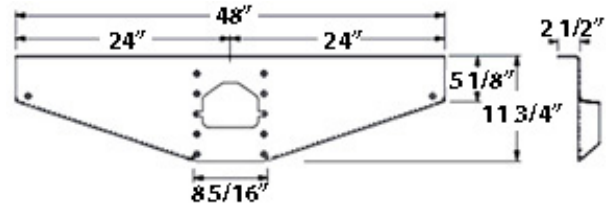
**ALL MAKES MOUNTING GUSSETS**

**LANDING GEAR MOUNTING GUSSETS**



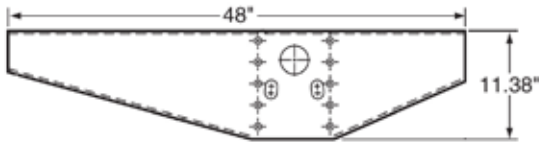
**CHEETAH CHASSIS**

Part Number	Description
1007-6379	UNIVERSAL



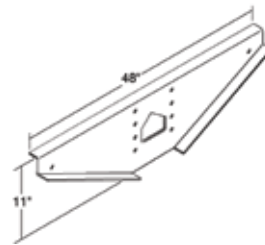
**MILLER STYLE**

Part Number	Description
1007-1606	UNIVERSAL



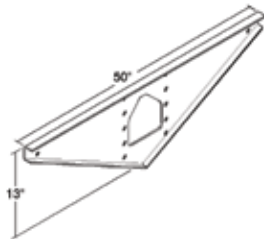
**MONON STYLE**

Part Number	Description
V09-189A-RS	R/S
V09-189A-CS	C/S



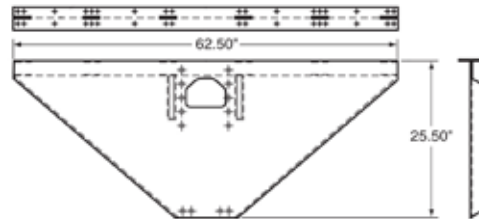
**STRICK STYLE**

Part Number	Description
03690	R/S
03691	C/S



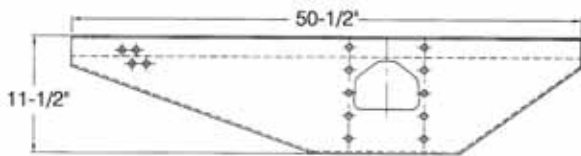
**STRICK STYLE**

Part Number	Description
04101	C/S



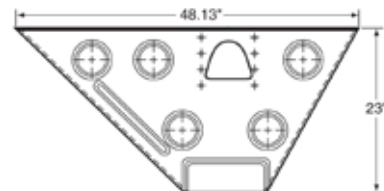
**TRAILMOBILE DEEP STYLE**

Part Number	Description
4-A1-223	UNIVERSAL



**TRAILMOBILE SHALLOW**

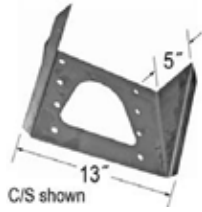
Part Number	Description
4-A1-224RH	C/S
4-A1-224LH	R/S



**UTILITY STYLE**

Part Number	Description
03-1103-0-077	R/S
03-1103-0-078	C/S

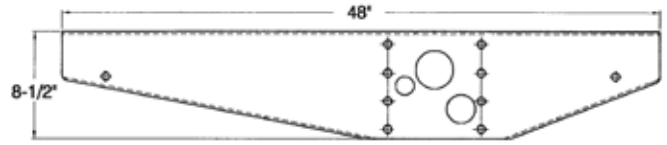
### ALL MAKES MOUNTING GUSSETS



Doubler Plate For:  
03-1103-0-077 & 03-1103-0-078

#### UTILITY STYLE

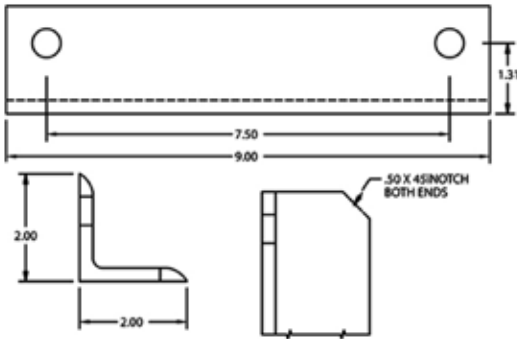
Part Number	Description
03-1103-0-123	R/S
03-1103-0-124	C/S



#### WABASH STYLE

Part Number	Description
13S00047	R/S
13S00048	C/S

### MISCELLANEOUS PINES BRACING



Part Number	Description
00018338001	BOTTOM FILLER ANGLE PINES 2" X 2" X 9"



Part Number	Description
43960109	REINFORCEMENT PLATE FOR Z-BRACE 2" X 4"



Part Number	Description
49900206	Z-BRACE PINES 8-1/4" X 83-3/4"

## LED CLEARANCE/MARKER LAMPS



Part Number	Style	Size	Lens	Diodes
49332	ROUND	1"	RED	1
49333			YELLOW	



Part Number	Style	Size	Lens	Diodes
47962	OVAL	2"	RED	2
47963			YELLOW	



USES PIGTAIL PART# 67001, 67050 OR 66850

Part Number	Style	Size	Lens	Diodes
47372	ROUND	3.5"	RED	3

USES PIGTAIL PART# 67001, 67050 OR 66850

Part Number	Style	Size	Lens	Diodes
47122	ROUND	2.5"	RED	1
47123			YELLOW	2

USES PIGTAIL PART# 67001, 67050 OR 66850

Part Number	Style	Size	Lens	Diodes
47112	ROUND	2"	RED	1
47113			YELLOW	2



USES PIGTAIL PART# 66930 OR 66931

Part Number	Style	Size	Lens	Diodes
46902	RECTANGLE	.88"X 5.25"	RED	2
46903			YELLOW	

USES PIGTAIL PART# 66910, 66911 OR 67070

Part Number	Style	Size	Lens	Diodes
47072	RECTANGLE	2"X 6"	RED	1
47073			YELLOW	2
47162			RED	6
47163			YELLOW	

USES PIGTAIL PART# 67001, 67050 OR 66850

Part Number	Style	Size	Lens	Diodes
G3002	ROUND	2"	RED	9
G3003			YELLOW	
G1032	ROUND	2.5"	RED	13
G1033			YELLOW	
G1042			CLEAR	



MOULDED BULLET & CHASSIS  
GROUND RING CONNECTION

Part Number	Style	Size	Lens	Diodes
G2102	RECTANGLE	2"X 6"	RED	8
G2103			YELLOW	

USES PIGTAIL PART# 66930 OR 66931

Part Number	Style	Size	Lens	Diodes
47462	RECTANGLE	.88"X 4"	RED	1
47463			YELLOW	

USES PIGTAIL PART# 66930 OR 66931

Part Number	Style	Size	Lens	Diodes
47242	RECTANGLE	.88"X 4"	RED	1
47243			YELLOW	



**INCANDESCENT CLEARANCE/MARKER**



USES PIGTAIL PART# 66910, 66911 OR 67070				
Part Number	Style	Size	Lens	Note
46802	RECTANGLE	2"X 6"	RED	OPTIC LENS
46803			YELLOW	
46832			RED	
46833			YELLOW	
46862			RED	REFLECTIVE LENS
46863			YELLOW	
46872			RED	
46873			YELLOW	



USES PIGTAIL PART# 67120			
Part Number	Style	Size	Lens
45262	OVAL	2"X 4"	RED
45263			YELLOW



USES PIGTAIL PART# 66981			
Part Number	Style	Size	Lens
46742	RECTANGLE	1.20"X 3.75"	RED
46743			YELLOW



USES PIGTAIL PART# 66910, 66911 OR 67070				
Part Number	Style	Size	Lens	Note
45822	ROUND	2"	RED	OPTIC LENS
45823			YELLOW	
45812		2.5"	RED	
45813			YELLOW	
45832			RED	REFLECTIVE LENS
45833			YELLOW	



USES PIGTAIL PART# 67120			
Part Number	Style	Size	Lens
46792	RECTANGLE	2"X 4"	RED
46793			YELLOW



## LED LICENSE LAMPS



Part Number	Style	Size	Lens	Diodes
60381	RECTANGLE	3 1/2"	CLEAR	3



Part Number	Style	Size	Lens	Diodes
60671	RECTANGLE	1.19"X 2.63"	CLEAR	1

## INCANDESCENT LICENSE LAMPS



Part Number	Style	Size	Lens	Note
60081	OVAL	1.63"X 2.63"	CLEAR	W/BRACKET



Part Number	Style	Size	Lens	Note
60001	OVAL	1.63"X 2.63"	CLEAR	CAP 93610



USES PIGTAIL PART# 66910, 66911 OR 67070

Part Number	Style	Size	Lens	Note
60331	RECTANGLE	2"X 5.88"	CLEAR	KIT 60031



USES PIGTAIL PART# 66850, 67001 OR 67050

Part Number	Style	Size	Lens
60261	RECTANGLE	1.25"X 2.63"	CLEAR

USES PIGTAIL PART# 66981

60291	RECTANGLE	1.20"X 3.80"	CLEAR
-------	-----------	--------------	-------



Part Number	Style	Size	Lens	Note
01-6032-70	RECTANGLE	3.50"	CLEAR	W/BRACKET



Part Number	Style	Size	Lens	Note
60151	RECTANGLE	2.75"X 1.50"	CLEAR	S/S





**LED SIDE TURN/MARKER LAMPS**



Part Number	Style	Size	Lens	Diodes
53883	ROUND	7"	YELLOW	22



Part Number	Style	Size	Lens	Diodes	Note
52383	OVAL	2.25"X 6.50"	YELLOW	2	BLACK PLASTIC FLANGE



Part Number	Style	Size	Lens	Diodes	Note
54203	OVAL	3.00"X 6.85"	YELLOW	3	INTERGRATED FLANGE



USES PIGTAIL PART# 66815, 67002 OR 67005					
Part Number	Style	Size	Lens	Diodes	Note
54183	OVAL	2.25"X 6.50"	YELLOW	3	MALE PIN GROMMET MOUNT
54243					54183 W/ GREY FLANGE

**INCANDESCENT SIDE TURN/MARKER LAMPS**



USES PIGTAIL PART# 66900				
Part Number	Style	Size	Lens	Note
53063	RECTANGLE	2"X 6"	YELLOW	MALE PIN



USES PIGTAIL PART# 67000, 66843 OR 67090				
Part Number	Style	Size	Lens	Note
52513	OVAL	6.5"	YELLOW	FEMALE PIN
USES PIGTAIL PART# 66815, 67002 OR 67005				
52533	OVAL	6.5"	YELLOW	MALE PIN



Part Number	Style	Size	Lens
78303	ROUND	7"	YELLOW ARROW



## INTERIOR DOME LIGHTS



LED TYPE			
Part Number	Style	Size	Diodes
01-6129-71	RECTANGLE	18.25"X 5.25"	6
01-6126-71			10
61261			10
61611			18

INCANDESCENT TYPE		
Part Number	Style	Size
61511	RECTANGLE	18.25"X 5.81"
01-6126-71		16.00"X 3.50"
Part Number	Description	
92911	BULB FOR 61511	
92901	LENS FOR 61511	

## WORK LIGHTS



Part Number	Description
63981-5	LED WORK LAMP, FLOOD LIGHT PATTERN 1200 LUMENS, 4"X 4" W/ PIGTAIL
63991-5	LED WORK LAMP, WIDE FLOOD LIGHT PATTERN 1200 LUMENS, 4"X 4" W/ PIGTAIL

Part Number	Description
64931	PAR 36 INCANDESCENT WORK LAMP TRACTOR LIGHT PATTERN 5" RUBBER HOUSING

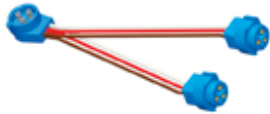


Part Number	Description
63861-5	PAR 36 LED WORK LAMP, TRACTOR PLUS LIGHT PATTERN 1100 LUMENS, AMP SUPERSEAL CONNECTION INTEGRATED BRACKET
63821-5	PAR 36 LED WORK LIGHT, TRACTOR PLUS LIGHT PATTERN 1100 LUMENS, SPADE/SCREW TERMINAL CONNECTION, NO BRACKET

Part Number	Description
63871-5	PAR 36 LED WORK LAMP, WIDE FLOOD LIGHT PATTERN 1000 LUMENS, AMP SUPERSEAL CONNECTION, INTEGRATED BRACKET
63831-5	PAR 36 LED WORK LAMP, WIDE FLOOD LIGHT PATTERN 1000 LUMENS, SPADE/SCREW TERMINAL CONNECTION, NO BRACKET



**LIGHT PIGTAILS**



Part Number	Description
66813	Y-ADAPTER MALE PIN LAMPS 9"



Part Number	Description
66815	3-WIRE FOR MALE PIN LAMP 6"



Part Number	Description
66830	ADAPTER FEMALE TO MALE PIN



Part Number	Description
66843	3-WIRE 90 DEGREE FEMALE PIN



Part Number	Description
66850	DOUBLE SEALED GROUND 6"



Part Number	Description
66900	MALE PIN SENTRY LAMP 6"



Part Number	Description
66910	UBS PLUG CHASSIS GROUND 6"



Part Number	Description
66911	DOUBLE SEALED MALE PIN 6"



Part Number	Description
66930	THIN LINE LED W/ GROUND 5"



Part Number	Description
66931	THIN LINE LED GRND RETURN 6"



Part Number	Description
66981	UNIV. W/1 BLUNT CUT WIRE 6"



Part Number	Description
67000	PLUG-IN FEMALE PIN 11-1/2"



Part Number	Description
67001	DOUBLE SEALED W/ GROUND 6"



Part Number	Description
67002	3-WIRE MALE PIN 11"



Part Number	Description
67005	3-WIRE 90 DEGREE MALE PIN



Part Number	Description
67050	SINGLE SEALED W/ GROUND 6"



Part Number	Description
67070	DBL SEALED MALE PIN 2-1/2"



Part Number	Description
67090	90 DEGREE FEMALE PIN 11"



## LIGHT GROMMETS



Part Number	Description
91400	OPEN, FOR 2-1/2" ROUND LAMPS
91740	OPEN, FOR 4" ROUND LAMPS
92120	OPEN, FOR 2" ROUND LAMPS



Part Number	Description
92420	OPEN, FOR 6" OVAL LAMPS

## LIGHT BRACKETS



Part Number	Description
42110	SURFACE MT. MICRONOVA, GREY



Part Number	Description
43690	GREY, TWIST-ON SURFACE MT.



Part Number	Description
43760	GREY, CORNER 2" & 2.5" LAMPS



Part Number	Description
43050	GREY, 6"R TURTLEBACK 2



Part Number	Description
43780	GREY, SERIES 19 LAMPS



Part Number	Description
43850	GREY, LOW PROFILE W/ PIGTAIL



Part Number	Description
42162	LICENSE LAMP, BLACK PLASTIC



Part Number	Description
43362	STEEL FOR 6" OVAL LAMPS



Part Number	Description
43572	STEEL FOR 4" ROUND LAMPS



Part Number	Description
43253	ANTI-THEFT RING 4" ROUND S/S



**LED CLEARANCE/MARKER LAMPS**



USES PIGTAIL PART# 94902					
Part Number	Style	Size	Lens	Diodes	Note
3050	ROUND	2"	RED	10	LAMP ONLY
3050A			YELLOW		
USES PIGTAIL PART# 94964					
1050	ROUND	2.5"	RED	13	LAMP ONLY
1050A			YELLOW		

USES PIGTAIL PART# 93745					
Part Number	Style	Size	Lens	Diodes	Note
30250R	ROUND	2"	RED	2	LAMP ONLY
30250Y			YELLOW		
30251R			RED		W/ GREY FLANGE
30251Y			YELLOW		



USES PIGTAIL PART# 94964					
Part Number	Style	Size	Lens	Diodes	Note
30285Y	ROUND	2"	YELLOW	6	LAMP ONLY
30289R			RED		W/ GREY FLANGE
10286R		2.5"	YELLOW	8	LAMP ONLY
10286Y			RED		
10289R			YELLOW		W/ GREY FLANGE
10289Y			RED		

USES PIGTAIL PART# 93745					
Part Number	Style	Size	Lens	Diodes	Note
10250R	ROUND	2.5"	RED	2	LAMP ONLY
10250Y			YELLOW		
10251R			RED		W/ GREY FLANGE
10251Y			YELLOW		



Part Number	Style	Size	Lens	Diodes	Note
33050R	ROUND	.75"	RED	1	W/ GROMMET P2 RATED
33050Y			YELLOW		
33075R			RED		W/ GROMMET & .180 BULLETS
33075Y			YELLOW		
33080R			RED		W/ BLACK FLANGE PC RATED
33080Y			YELLOW		
33250R		.66"	RED	1	LAMP ONLY P2 RATED
33250Y			YELLOW		
33275R			RED		LAMP ONLY PC RATED
33275Y			YELLOW		

USES PIGTAIL PART# 94964						
Part Number	Style	Size	Lens	Diodes	Note	
30275R	ROUND	2"	RED	8	LAMP ONLY	
30275Y			YELLOW			
10275R		2.5"	RED		LAMP ONLY	
10275Y			YELLOW			
10279R			RED			W/ GREY FLANGE
10279Y			YELLOW			
USES PIGTAIL PART# 93745						
10375R	ROUND	2.5"	RED	8	LAMP ONLY	
10375Y			YELLOW			
10379R			RED		W/ GREY FLANGE	
10379Y			YELLOW			

## LED CLEARANCE/MARKER LAMPS



USES PIGTAIL PART# 94964

Part Number	Style	Size	Lens	Diodes
15250R	RECTANGLE	1.2"X 2.5"	RED	1
15250Y			YELLOW	3
1560		1.2"X 2.6"	RED	2
1560A			YELLOW	3



USES PIGTAIL PART# 94862

Part Number	Style	Size	Lens	Diodes
19250R	RECTANGLE	1.25"X 3.78"	RED	2
19250Y			YELLOW	4
1960A		1.25"X 3.90"	RED	2
			YELLOW	4



USES PIGTAIL PART# 94862

Part Number	Style	Size	Lens	Diodes	Note	
35001R	RECTANGLE	.75"X 4"	RED	1	LAMP W/ PIGTAIL	
35001Y			YELLOW			
35200R			RED			
35200Y			YELLOW	LAMP ONLY		
35375R			RED		5	LAMP ONLY
35375Y			YELLOW			



USES PIGTAIL PART# 94862

Part Number	Style	Size	Lens	Diodes	Note	
21051R	RECTANGLE	2"X 6"	RED	3	LAMP W/ PIGTAIL	
21051Y			YELLOW			
21251R			RED			
21251Y			YELLOW	LAMP ONLY		
21075R			RED		8	LAMP W/ PIGTAIL
21075Y			YELLOW			
21275R	RED					
21275Y	YELLOW	LAMP ONLY				
21271R	RED		16			



Part Number	Style	Size	Lens	Diodes	Note
2660	RECTANGLE	2"X 4"	RED	16	HARDWIRED
2660A			YELLOW	16	



Part Number	Style	Size	Lens	Diodes	Note
36110Y	RECTANGLE	.75"X 4"	YELLOW	16	HARDWIRED



USES PIGTAIL PART# 94964

Part Number	Style	Size	Lens	Diodes	Note
3075	BEEHIVE	2"	RED	10	LAMP ONLY
10276R		2.5"		8	
1075				13	



Part Number	Style	Size	Lens	Diodes	Note
36115R	RECTANGLE	.75"X 1.5"	RED	3	HARDWIRED
36115Y			YELLOW		



**INCANDESCENT CLEARANCE/MARKER LAMPS**



Part Number	Style	Size	Lens	Note
19200R	RECTANGLE	1.23"X 3.78"	RED	LAMP ONLY
19200Y			YELLOW	
19002R			RED	W/ GREY MOUNT KIT
19002Y			YELLOW	



Part Number	Style	Size	Lens	Note
29202R	RECTANGLE	2"X 5.88"	RED	MALE PIN
29202Y			YELLOW	
29203R			RED	REFLECTIVE



Part Number	Style	Size	Lens	Note
1203	RECTANGLE	2"X 4"	RED	DIE CAST BASE
1203A			YELLOW	
1211R			RED	PLASTIC BASE
1211A			YELLOW	
9007			RED	LENS ONLY
9007A			YELLOW	



Part Number	Style	Size	Lens	Note
21001R	RECTANGLE	2"X 6"	RED	W/ PIGTAIL
21001Y			YELLOW	
21002R			RED	W/ PIGTAIL REFLECTIVE
21002Y			YELLOW	
21200Y			YELLOW	REFLECTIVE
21201Y			YELLOW	
21501R			RED	W/ EXT BRKT & PIGTAIL
21501Y			YELLOW	



USES PIGTAIL PART# 94902				
Part Number	Style	Size	Lens	Note
30200R	ROUND	2"	RED	OPTIC LENS
30200Y			YELLOW	
10202R		2.5"	RED	OPTIC LENS
10202Y			YELLOW	
10205R			RED	REFLECTIVE LENS
10205Y			YELLOW	
10208R	RED	REFLECTIVE LENS		
10208Y	YELLOW			



USES PIGTAIL PART# 94902				
Part Number	Style	Size	Lens	Note
30221R	ROUND	2"	RED	FLUSH MOUNT
30221Y			YELLOW	
10215R		2.5"	RED	
10215Y			YELLOW	
30222R	2"	RED	SURFACE MOUNT	
30222Y		YELLOW		



## INCANDESCENT CLEARANCE/MARKER LAMPS



USES PIGTAIL PART# 94902

Part Number	Style	Size	Lens
30201R	BEEHIVE	2"	RED
30201Y			YELLOW
10203R		2.5"	RED
10203Y			YELLOW



Part Number	Style	Size	Lens
1259	OVAL	2"X 4"	RED
1259A			YELLOW
9093	LENS ONLY		RED
9093A			YELLOW



Part Number	Style	Size	Lens
1507	RECTANGLE	1.00"X 3.19"	RED



Part Number	Style	Size	Lens
14200R	RECTANGLE	2.40"X 3.50"	RED
14200Y			YELLOW



Part Number	Style	Size	Lens
15200R	RECTANGLE	1.20"X 2.50"	RED
15200Y			YELLOW



Part Number	Style	Size	Lens
18300R	RECTANGLE	1.63"X 4.50"	RED
18300Y			YELLOW

## CAB MARKER LAMPS



Part Number	Style	Size	Lens	Note
25760Y	RECTANGLE	3.5"X 6"	YELLOW	GREY MOUNT & 94940 PLUG



Part Number	Style	Size	Lens	Note
26765Y	RECTANGLE	2.20"X 5.50"	YELLOW	RUBBER MOUNT & 9162 PLUG





**LED STOP/TURN/TAIL LAMPS**

**TRUCKLITE LIGHTING**



Part Number	Style	Size	Lens	Diodes	Note
6050	OVAL	2.31"X 6.50"	RED	24	LAMP ONLY
6050A			YELLOW		



Part Number	Style	Size	Lens	Diodes	Note
4050	ROUND	4.31"	RED	24	LAMP ONLY
4050A			YELLOW		



Part Number	Style	Size	Lens	Diodes	Note
60250R	OVAL	2.31"X 6.50"	RED	26	LAMP ONLY
66256R					W/BLACK FLANGE



Part Number	Style	Size	Lens	Diodes	Note
44030R	ROUND	4.31"	RED	6	W/ GROMMET & PIGTAIL
44032R					W/ GREY FLANGE & PIGTAIL
44222R				42	W/ GREY FLANGE
44221Y					W/ GREY FLANGE
44302R			RED	6	LAMP ONLY
44322R					W/ GREY FLANGE
44326R					W/ BLACK FLANGE
44357R					W/ WHITE FLANGE HARDWIRED



## INCANDESCENT STOP/TURN/TAIL LAMPS



Part Number	Size	Lens	Notes
40756	12.88"X 7.75"	RED	LH
40757			RH
40725		N/A	BOX ONLY

USES PIGTAIL PART# 94993				
Part Number	Style	Size	Lens	Note
45202R	RECTANGLE	3.44"X 5.31"	RED	LAMP ONLY
45202Y			YELLOW	



Part Number	Size	Lens	Notes
40742	12.30"X 6.50"	RED	LH
40743			RH
40722		N/A	BOX ONLY

SUPER 60 STOP/TURN/TAIL & FRONT/PARK/TURN SEALED				
Part Number	Style	Size	Lens	Note
60002R	OVAL	2.25"X 6.50"	RED	W/ GROMMET & 94993 PIGTAIL
60002Y			YELLOW	
60202R			RED	LAMP ONLY
60202Y			YELLOW	



40 SERIES STOP/TURN/TAIL & FRONT/PARK/TURN 4" SEALED				
Part Number	Style	Size	Lens	Note
40002R	ROUND	4.31"	RED	W/ GROMMET & PIGTAIL
40202R				LAMP ONLY
40202Y			YELLOW	LAMP ONLY
40215R			RED	LAMP ONLY, REFLECTIVE
40233R				W/ BLACK FLANGE

SUPER 40 STOP/TURN/TAIL & FRONT/PARK/TURN 4" SEALED				
Part Number	Style	Size	Lens	Note
40042R	ROUND	4.31"	RED	W/ GROMMET & PIGTAIL
40242R				LAMP ONLY
40242Y			YELLOW	LAMP ONLY

ECONOMY STOP/TURN/TAIL & FRONT/PARK/TURN 4" SEALED				
Part Number	Style	Size	Lens	Note
40282R	ROUND	4.31"	RED	LAMP ONLY
40282Y			YELLOW	
40229R			RED	W/ GREY FLANGE



**LED ABS LAMPS**



USES PIGTAIL PART# 93745

Part Number	Style	Size	Lens	Diodes	Notes
30271Y	ROUND	2"	YELLOW	2	W/ GREY FLANGE

**INCANDESCENT ABS LAMPS**



USES PIGTAIL PART# 94727

Part Number	Style	Size	Lens
19205Y	RECTANGLE	1.25"X 3.75"	YELLOW

USES PIGTAIL PART# 94902

Part Number	Style	Size	Lens	Notes
10212Y	ROUND	2.5"	YELLOW	HORIZONTAL LETTERING
30230Y		2"		
30257Y				VERTICAL

**UTILITY LAMPS**



Part Number	Style	Size	Lens
19206	RECTANGLE	1.25"X 3.75"	CLEAR

Part Number	Style	Size	Lens
15200C	RECTANGLE	1.25"X 2.50"	CLEAR
19200C		1.25"X 3.75"	CLEAR

## LED LICENSE LAMPS



Part Number	Style	Lens	Diodes	Notes
15040	RECTANGLE	CLEAR	3	LAMP & GREY BRACKET
15729		N/A	N/A	GREY BRACKET ONLY
15041	RECTANGLE	CLEAR	3	LAMP & BLACK BRACKET

### REPLACEMENT LAMPS FOR 15040 & 15041

Part Number	Style	Size	Lens	Diodes	Notes
15205	RECTANGLE	1.25"X 2.50"	CLEAR	3	
15227			CLEAR		W/ .180 BULLETS

## INCANDESCENT LICENSE LAMPS



Part Number	Style	Size	Lens	Notes
17001	TRIANGULAR	1.90"X 3.13"	CLEAR	LAMP/BRACKET & 94922 HOTWIRE

Part Number	Style	Size	Lens	Notes
26330	ROUND	1.50"X 2.75"	CLEAR	CAD PLATED HARDWIRED



Part Number	Style	Size	Lens	Notes
26335	OVAL	1.63"X 2.63"	CLEAR	CAD PLATED HARDWIRED

Part Number	Style	Size	Lens	Notes
21004C	RECTANGLE	2"X 6"	CLEAR	W/ 96930 PIGTAIL
21204C				LAMP ONLY



Part Number	Style	Size	Lens	Notes
15011	RECTANGLE	1.25"X 2.50"	CLEAR	LAMP & BRACKET
15208				LAMP ONLY

Part Number	Style	Size	Lens	Notes
29204C	RECTANGLE	2"X 6"	CLEAR	MALE PIN



**LED SIDE TURN & MARKER LAMPS**



Part Number	Style	Size	Lens	Diodes	Notes
60317Y	OVAL	3.31"X 7.88"	YELLOW	11	W/ FLANGE
60315Y		2.31"X 6.50"			LAMP ONLY



Part Number	Style	Size	Lens	Diodes	Notes
21095Y	RECTANGLE	2"X 6"	YELLOW	16	W/ 12" HARNESS



USES PIGTAIL PART# 94706					
Part Number	Style	Size	Lens	Diodes	Notes
60280Y	OVAL	2.31"X 6.50"	YELLOW	25	LAMP ONLY
60282Y					W/ GREY FLANGE



USES PIGTAIL PART# 94706					
Part Number	Style	Size	Lens	Diodes	Notes
60272Y	OVAL	2.31"X 6.50"	YELLOW	26	W/ GREY FLANGE
60275Y					LAMP ONLY

**INCANDESCENT SIDE TURN & MARKER LAMPS**



Part Number	Style	Size	Lens
90325Y	ROUND	7.00"	YELLOW ARROW



USES PIGTAIL PART# 94993				
Part Number	Style	Size	Lens	Notes
22002Y	RECTANGLE	2.50"X 6.00"	YELLOW	LAMP & PIGTAIL
22004Y				LAMP/GASKET & PIGTAIL
22006Y				LAMP & GASKET
22202Y				LAMP ONLY



USES PIGTAIL PART# 94993				
Part Number	Style	Size	Lens	Notes
60215R	OVAL	2.25"X 6.50"	RED	LAMP ONLY
60215Y			YELLOW	
60015Y				W/GROMMET & PIGTAIL

## LED DOME LAMPS



Part Number	Style	Size	Lens	Diodes	Notes
80251C	RECTANGLE	5.75"X 18.20"	CLEAR	6	W/ 6" HARNESS

Part Number	Style	Size	Lens	Diodes	Notes
44308C	ROUND	4.31"	CLEAR	6	LAMP ONLY
44339C					W/ FLANGE

## INCANDESCENT DOME LAMPS



Part Number	Style	Size	Lens	Notes
40003	ROUND	4.31"	CLEAR	W/ GROMMET & PLUG
40203				LAMP ONLY

Part Number	Style	Size	Lens	Notes
80350	ROUND	6.50"	CLEAR	W/ SWITCH

## LED BACK-UP LAMPS



USES PIGTAIL PART# 94992

Part Number	Style	Size	Lens	Diodes
4060C	ROUND	4.40"	CLEAR	24

USES PIGTAIL PART# 94992

Part Number	Style	Size	Lens	Diodes
6060C	OVAL	2.31"X 6.50"	CLEAR	24

## INCANDESCENT BACK-UP LAMPS



USES PIGTAIL PART# 94992

Part Number	Style	Size	Lens	Notes
40204	ROUND	4.31"	CLEAR	MODEL 40
40244				SUPER 40

USES PIGTAIL PART# 94992

Part Number	Style	Size	Lens
60204C	OVAL	2.25"X 6.38"	CLEAR



**SPOT LIGHTS/WORK LIGHTS & I.D. BARS**



Part Number	Description
80360	PAR 36 MULTIPURPOSE 4.75" ROUND RUBBER HOUSING CLEAR GLASS LENS



Part Number	Description
80374	PAR 36 SPOT 4.75" ROUND RUBBER HOUSING CLEAR GLASS LENS



Part Number	Description
80397	SEALED BEAM 4" X 6" RUBBER HOUSING CLEAR GLASS LENS



Part Number	Description
81360-P	6 DIODE LED WORK LAMP ROUND DIE CAST ALUM HOUSING POLYCARBON LENS



Part Number	Description
80423C	HOOK-UP LAMP 5" ROUND CHROME PLATED HOUSING CLEAR ACRYLIC LENS



Part Number	Description
10744R	MODEL 10 BLACK ENAMEL I.D. BAR 3-10202R LAMPS & 93906 HARNESS



Part Number	Description
15741R	MODEL 15 S/S I.D. BAR 3-15200R LAMPS & 93943 HARNESS



Part Number	Description
35740R	MODEL 35 ALUMINUM I.D. BAR 3-35200R LAMPS & 96989 HARNESS

## LIGHT MOUNTING BRACKETS



Part Number	Description
10410	CAM-ON MOUNT 2" & 2.5" LAMPS
10721	CLEAR MOUNT W/O RIBS
10724	GREY MOUNT W/O RIBS
10727	CLEAR MOUNT 8.5"R
10728	GREY MOUNT W/ RIBS



Part Number	Description
10414	DEFLECTOR MOUNT 2.5" LAMP
10725	MOUNT ONLY
30404	DEFLECTOR MOUNT 2" LAMP
30721	GREY MOUNT ONLY
30729	BLACK MOUNT ONLY
30405	W/30701 GREY GROMMET
30722	MOUNT ONLY



Part Number	Description
15412	RAIL MOUNT W/ 94924 WIRE
15413	RAIL MOUNT W/ 94927 WIRE
15727	BRACKET ONLY (NOTCHED)
15414	RAIL MOUNT W/ 94924 WIRE
15728	BRACKET ONLY (UNNOTCHED)



Part Number	Description
10729	BRACKET 2.5" LAMP, STEEL
30728	BRACKET 2" LAMP, STEEL
40720	BRACKET 4" LAMP, STEEL



Part Number	Description
10722	SURFACE MOUNT 2.5" LAMP



Part Number	Description
10738	CURVED BRACKET 2.5" LAMP



Part Number	Description
15401	GREY MOUNT W/ 96904 WIRE



Part Number	Description
15406	GREY MOUNT W/ 96913 WIRE



Part Number	Description
19721	GREY MOUNT W/ HOTWIRE
19739	CHROME MOUNT W/ HOTWIRE



Part Number	Description
19722	GREY MOUNT 9"R
19750	GREY MOUNT 4.68"R



Part Number	Description
19724	LAMP GUARD MOD 19 ALUM.



Part Number	Description
21720	BRACKET MODEL 21, WHITE





**LIGHT MOUNTING BRACKETS**



Part Number	Description
30403	CAM-ON MOUNT 2" LAMPS



Part Number	Description
33711	DEFLECTOR MOUNT MOD 33



Part Number	Description
35720	ARMORED MOUNT MOD 35



Part Number	Description
40715	BRACKET 4" DUAL LAMPS



Part Number	Description
60720	MOUNTING BRACKET 6" OVAL



Part Number	Description
60728	MOUNTING BRACKET 6" OVAL



Part Number	Description
10732	SURFACE MOUNT 2.5" LAMPS



Part Number	Description
35722	LICENSE PLATE BRKT



Part Number	Description
10715	FLANGE COVER S/S 2.5" LAMP
40701	GROMMET COVER S/S 4" LAMP
40705	FLANGE COVER S/S 4" LAMP



Part Number	Description
60703	GROMMET COVER CHROME PLATED PLASTIC
60719	FLANGE COVER S/S



**LIGHT GROMMETS**



Part Number	Description
10401	KIT W/ PIGTAIL, OPEN BACK 2.5" LAMPS
10402	KIT W/ PIGTAIL, CLOSED BACK 2.5" LAMPS
10700	GROMMET ONLY, OPEN BACK 2.5" LAMPS
10702	GROMMET ONLY, CLOSED BACK 2.5" LAMPS
30401	KIT W/ PIGTAIL, OPEN BACK 2" LAMPS
30402	KIT W/ PIGTAIL, CLOSED BACK 2" LAMPS
30700	GROMMET ONLY, OPEN BACK 2" LAMPS
30702	GROMMET ONLY, CLOSED BACK 2" LAMPS



Part Number	Description
10704	GROMMET 3" MOUNT 2.5" LAMP



Part Number	Description
10708	DIAPHRAGM GROMMET 2.5"



Part Number	Description
33700	GROMMET MODEL 33 LAMPS



Part Number	Description
40700	GROMMET FOR 4" LAMPS



Part Number	Description
60700	GROMMET OPEN BACK 6" LAMPS
60709	GROMMET SEMI CLOSED BACK 6"



Part Number	Description
14700	GROMMET 14 SERIES



Part Number	Description
15702	GROMMET 15 SERIES



Part Number	Description
45700	GROMMET 45 SERIES



**LIGHT PIGTAILS**



Part Number	Description
93745	LED ADAPTER PLUG 4"



Part Number	Description
93908	I.D HARNESS 9" CENTERS 28"
93943	I.D HARNESS 6" CENTERS 22-1/2"



Part Number	Description
94707	LED S/T/T PLUG 8"



Part Number	Description
94706	LED S/T/T ADAPTER PLUG 8"



Part Number	Description
94718	LED M/C PLUG 5" #10 TERMINAL
94862	LED M/C PLUG 5" #6 TERMINAL



Part Number	Description
94727	M/C PLUG MODEL 19 LAMPS 7.5"



Part Number	Description
94768	S/T/T ADAPTER PLUG 8-5/8"



Part Number	Description
94897	S/T/T ADAPTER PLUG 5"



Part Number	Description
94882	S/T/T PLUG 14" .180 BULLETS



Part Number	Description
94902	M/C PLUG 6" #6 RING TERMINAL



Part Number	Description
94923	LICENSE LAMP PLUG 18"



Part Number	Description
94924	M/C PLUG 6.5" #10 TERMINAL



Part Number	Description
94926	S/T/T PLUG 11" #10 TERMINAL



Part Number	Description
94940	SOCKET ASSY 12" WHITE #10RT



Part Number	Description
94964	PIGTAIL M/C 6" #10 TERMINAL

## LIGHT PIGTAILS



Part Number	Description
94992	S/T PLUG 10-1/2"



Part Number	Description
94993	S/T/T PLUG 11"



Part Number	Description
95410	LED C/M PLUG 5"



Part Number	Description
96904	C/M PLUG 6" MODEL 19 LAMPS



Part Number	Description
96931	C/M PLUG 6" SUPER 21 LAMPS



Part Number	Description
96930	C/M PLUG 12" SUPER 21 LAMPS

Part Number	Description
96932	C/M PLUG 5" SUPER 21 LAMPS

## REFLECTORS



Part Number	Style	Size	Lens	Notes
41	ROUND	3"	RED	ALUMINUM BACK SCREW MOUNT
41A			YELLOW	



Part Number	Style	Size	Lens	Notes
45	ROUND	2.19"	RED	ADHESIVE BACKED
45A			YELLOW	
47		3.19"	RED	
47A			YELLOW	



Part Number	Style	Size	Lens	Notes
98006R	ROUND	3"	RED	MOUNTS W/ SCREW IN CENTER
98006Y			YELLOW	



Part Number	Style	Size	Lens	Notes
98003R	RECTANGLE	1.30" X 4.38"	RED	MOUNTS W/ 2 SCREWS
98003Y			YELLOW	



**LED CLEARANCE/MARKER LAMPS**



Part Number	Style	Size	Lens	Diodes	Notes
MCL-11RKB	ROUND	3/4"	RED	2	W/ PVC GROMMET
MCL-11AKB			YELLOW		



**USES STD 2-PRONG PIGTAIL # A46PB**

Part Number	Style	Size	Lens	Diodes
MCL-56AB	ROUND	2"	YELLOW	1
MCL-56RB			RED	
MCL-55AB			YELLOW	4
MCL-55RB			RED	
MCL-50AB		YELLOW	9	
MCL-50RB		RED		
MCL-527RB				2
MCL-57RB		2.5"	3	
MCL-57AB				YELLOW



Part Number	Style	Size	Lens	Diodes
MCL-61AB	RECTANGLE	4"	YELLOW	4
MCL-61RB			RED	



Part Number	Style	Size	Lens	Diodes
MCL-66AB	RECTANGLE	4"	YELLOW	6
MCL-66RB			RED	



Part Number	Style	Size	Lens	Diodes
MCL-75AB	RECTANGLE	4"	YELLOW	4
MCL-75RB			RED	



Part Number	Style	Size	Lens	Diodes
MCL-76AB	RECTANGLE	6"	YELLOW	4
MCL-76RB			RED	

**OPTRONICS LIGHTING**



## INCANDESCENT CLEARANCE/MARKER LAMPS



Part Number	Style	Size	Lens
MC-65RB	RECTANGLE	1.25"X 4"	RED
MC-65AB			YELLOW

USES STD 2-PRONG PIGTAIL # A46PB				
Part Number	Style	Size	Lens	Notes
MC-53RB		2"	RED	
MC-53AB			YELLOW	
MC-55RB	ROUND	2.5"	RED	
MC-55AB			YELLOW	
MC-57RB			RED	REFLECTIVE LENS
MC-57AB			YELLOW	

## LED BACK-UP LAMPS



Part Number	Style	Size	Lens	Diodes	Notes
BUL72CB	OVAL	2.31"X6.5"	CLEAR	10	USE A47PB PIGTAIL

## LED DOME LAMP FOR REEFER TRAILER



Part Number	Style	Size	Lens	Diodes	Notes
ILL08COB	RECTANGLE	18.75"X 5.75"	CLEAR	8	USE A47PB PIGTAIL



**LED STOP/TURN/TAIL LAMPS**



Part Number	Style	Size	Lens	Diodes	Notes
STL101RB	ROUND	4.31"	RED	21	USE A47PB PIGTAIL



Part Number	Style	Size	Lens	Diodes	Notes
STL111RB	OVAL	2.25"X 6.5"	RED	22	USE A47PB PIGTAIL



Part Number	Style	Size	Lens	Diodes	Notes
STL-12RB	OVAL	2.25"X 6.5"	RED	6	USE A47PB PIGTAIL



Part Number	Style	Size	Lens	Diodes	Notes
STL-13RB	ROUND	4.31"	RED	7	USE A47PB PIGTAIL



Part Number	Style	Size	Lens	Diodes	Notes
STL42RB	ROUND	5.50"	RED	10	USE A47PB PIGTAIL



Part Number	Style	Size	Lens	Diodes	Notes
STL43RB	ROUND	4.31"	RED	10	USE A47PB PIGTAIL



Part Number	Style	Size	Lens	Diodes	Notes
STL72RB	OVAL	2.25"X6.5"	RED	10	USE A47PB PIGTAIL



## INCANDESCENT STOP/TURN/TAIL LAMPS



Part Number	Style	Size	Lens	Notes
ST-45RB	ROUND	4.25"	RED	USE A47PB PIGTAIL



Part Number	Style	Size	Lens	Notes
ST-70RB	OVAL	2.25"X 6.5"	RED	USE A47PB PIGTAIL
ST-70AB			YELLOW	

## LICENSE LAMPS



Part Number	Style	Size	Lens	Diodes
LPL-41CB	RECTANGLE	1.75"X 3"	CLEAR	5



Part Number	Style	Size	Lens
LP-91CB	RECTANGLE	1.19"X 2.5"	CLEAR

## MID-TURN LAMPS



Part Number	Style	Size	Lens	Diodes
STL-75AB	OVAL	2.31"X 6.5"	YELLOW	9



Part Number	Style	Size	Lens	Notes
ST-75AB	OVAL	2.31"X 6.5"	YELLOW	USE A47PB PIGTAIL





**PIGTAILS, GROMMETS & BRACKETS**



Part Number	Description
A-46PB	2-PRONG 90 DEGREE 6.5"



Part Number	Description
A-47PB	PIGTAIL 3-PRONG 90 DEGREE 11"



Part Number	Description
A-45GB	GROMMET OPEN BACK 4" LAMPS
A-57GB	GROMMET OPEN BACK 2.5" LAMPS



Part Number	Description
A-54GB	GROMMET FLUSH MOUNT 2" LAMPS



Part Number	Description
A-70GB	GROMMET 6" OVAL LAMPS



Part Number	Description
A-66PB	GRAY BRACKET W/SINGLE WIRE PLUG



Part Number	Description
BK-45BB	MOUNT BRACKET FOR 4" LAMPS



Part Number	Description
BK-70BB	MOUNT BRACKET FOR 6" OVAL LAMPS



**HALOGEN HEAD LAMPS & BULBS**



Part Number	Description
9004	HALOGEN HEAD LIGHT BULB
9007	



Part Number	Description
9006	HALOGEN HEAD LIGHT BULB

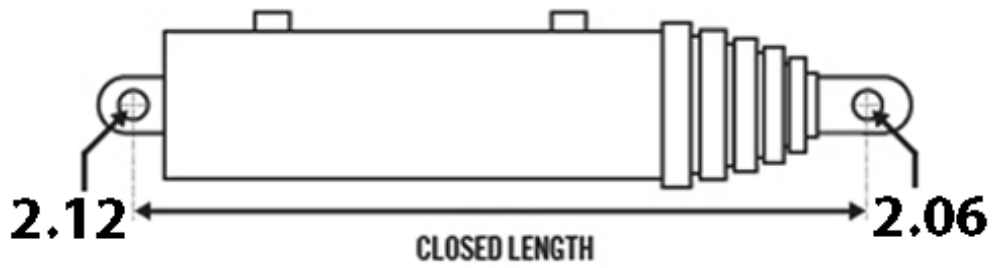


Part Number	Description
H4651	SEALED BEAM HALOGEN HEAD LIGHT
H4656	
H6054	
H6054LL	SEALED BEAM HALOGEN LONG LIFE



Part Number	Description
1156	MINIATURE BULB #1156
1157	MINIATURE BULB #1157
1893	MINIATURE BULB #1893
1895	MINIATURE BULB #1895
53	MINIATURE BULB #53
67	MINIATURE BULB #67

### HYDRAULIC CYLINDERS



Part Number	Stroke	Closed	Extended	Notes
70000-815-235D	235"	65"	299.25"	A=2.12" B=2.06"
70000-815-265D	265"	71"	335.25"	
70060-815-235T	235"	65.48"	300.48"	TRUNNION MOUNT A=2.25"X15.5" B=2.06"
70060-815-265T	265"	71.48"	336.48"	

### CYLINDER BLEEDER VALVES



Part Number	Description
A-2688	MANUAL BLEEDER VALVE



Part Number	Description
ABV-100	AUTOMATIC BLEEDER VALVE, 3/4"



Part Number	Description
ABV-103	AUTOMATIC BLEEDER VALVE, 5/8"



**NAME, SIGNATURE & DOG PLATES**



**NAME PLATES & DOG PLATES**

**GREAT DANE NAME PLATES**

Part Number	Color
42101323	BLACK CHROME LTRS
42101324	BLUE CHROME LTRS
42101325	RED CHROME LTRS
42101327	GREEN CHROME LTRS
42101335	SILVER CHROME LTRS
42101345	SLT CHROME LTRS

**GREAT DANE SIGNATURE PLATES**

Part Number	Color
42101317	CS BLACK WHITE LTRS
42101318	RS BLACK WHITE LTRS
42101319	CS BLUE WHITE LTRS
42101320	RS BLUE WHITE LTRS
42101348	CS GREEN WHITE LTRS
42101349	RS GREEN WHITE LTRS
42101350	CS RED WHITE LTRS
42101351	RS RED WHITE LTRS
42101354	CS SILVER CHROME LTRS
42101355	RS SILVER CHROME LTRS
42101368	CS RED WHITE LTRS 2013
42101369	RS RED WHITE LTRS 2013

**GREAT DANE OVAL DOG PLATES**

Part Number	Color
42101328	BLUE & CHROME
42101329	RED & CHROME
42101331	GREEN & CHROME
42101336	SILVER & CHROME
42101344	BLACK & CHROME
42101370	RED 2013 STYLE ADHESIVE BACK



Part Number	Description
42101371	CHAMPION SE
42101372	CHAMPION CL
42101373	CHAMPION CP

Part Number	Description
42101374	EVEREST TL
42101375	EVEREST CL
42101376	EVEREST SS

Part Number	Description
42101377	FREEDOM LT
42101378	FREEDOM SE
42101379	FREEDOM XP



Part Number	Description
42100952	SSL DECAL 5.00" X 7.19"

Part Number	Description
42100954	P-SERIES DECAL (GREEN)

Part Number	Description
42100975	SUPER SEAL 5.91" X 10.38"

## SHOP MATS



Part Number	Description
25100	UNIVERSAL LIGHT WEIGHT
25300	UNIVERSAL MEDIUM WEIGHT
26100	WATER REPELL LIGHT WEIGHT
26300	WATER REPELL MEDIUM WEIGHT

Part Number	Description
25201	ABSORBENT MAT UNIVERSAL LIGHT WEIGHT 15" X 50' ROLL (60PCS)
25400	ABSORBENT MAT UNIVERSAL MED. WEIGHT 30" X 150' ROLL (180PCS)

## SHOP TOWELS



Part Number	Description
75130	BLUE SHOP TOWELS ROLL OF 55 SHEETS

Part Number	Description
75190	BLUE SHOP TOWELS BOX OF 200 SHEETS

## MISCELLANEOUS



SKYLITES SIDE MOUNT		
Part Number	Size	Description
P-80-205-1	6.5" X 6.5"	WHITE FRAME W/LEXAN LENS
P-80-205-2	6.5" X 11.5"	
P-80-205-3	6.5" X 16.5"	

TRAILER DOOR SEALS	
Part Number	Description
2-TS	METAL W/NUMBERS GD LOGO
3-TS	RED PLASTIC W/NUMBERS
4-TS	METAL W/NUMBERS

Part Number	Description
43924	SMOKE BOMB 3 MINUTE



#### MUDFLAPS



#### PLASTIC MUDFLAPS W/ GREAT DANE LOGO

Part Number	Description
42001523	24" X 30" WHITE (LOW FLEX)
42001524	24" X 30" BLACK (LOW FLEX)
42001525	24" X 36" WHITE (LOW FLEX)
42001527	24" X 30" BLACK ANTI-SPRAY
42001528	24" X 36" BLACK ANTI-SPRAY



#### MUDFLAPS (WIDE RIGHT TURN)

Part Number	Description
GD11115Y	24" X 30" YELLOW PLASTIC
GD11116Y	24" X 36" YELLOW PLASTIC



#### PLASTIC MUDFLAPS (PLAIN)

Part Number	Description
11-24X24WN	24" X 24" WHITE GRASS BACK
11-24X30WN	24" X 30" WHITE GRASS BACK
11-24X36WN	24" X 36" WHITE GRASS BACK



#### PLASTIC MUDFLAPS (PLAIN)

Part Number	Description
2424BP	24" X 24" BLACK
2430BP	24" X 30" BLACK
2436BP	24" X 36" BLACK
2424WP	24" X 24" WHITE
2430WP	24" X 30" WHITE
2436WP	24" X 36" WHITE
2424BAS	24" X 24" BLACK ANTI-SPRAY
2430BAS	24" X 30" BLACK ANTI-SPRAY
2436BAS	24" X 36" BLACK ANTI-SPRAY
2418WAS	24" X 18" WHITE ANTI-SPRAY
2424WAS	24" X 24" WHITE ANTI-SPRAY
2430WAS	24" X 30" WHITE ANTI-SPRAY
2436WAS	24" X 36" WHITE ANTI-SPRAY



#### STA-PUT RUBBER MUDFLAPS

Part Number	Size
B30SPP	1/2" X 24" X 30"
B36SPP	1/2" X 24" X 36"



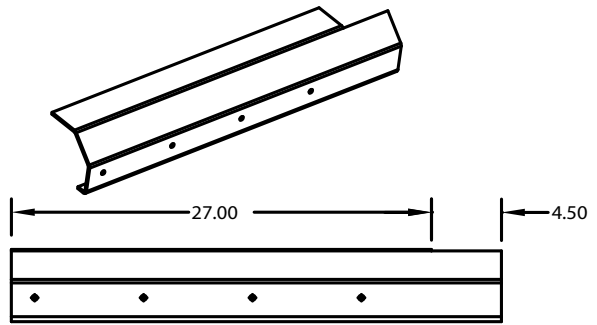
#### RUBBER MUDFLAPS

Part Number	Description
2424-1/4	24" X 24" PLAIN 1/4" THICK
2430-1/4	24" X 30" PLAIN 1/4" THICK
2436-1/4	24" X 36" PLAIN 1/4" THICK
2424-3/8	24" X 24" PLAIN 3/8" THICK
2430-3/8	24" X 30" PLAIN 3/8" THICK
2436-3/8	24" X 36" PLAIN 3/8" THICK
2424-1/2	24" X 24" PLAIN 1/2" THICK
2430-1/2	24" X 30" PLAIN 1/2" THICK
2436-1/2	24" X 36" PLAIN 1/2" THICK

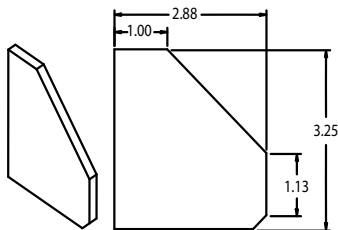
## GREAT DANE MUDFLAP BRACKETS



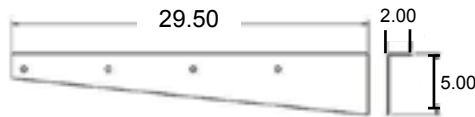
Part Number	Description
42004500	MUDFLAP BRACKET C/S STEEL 43.75" X 7.06"
42004501	MUDFLAP BRACKET R/S STEEL 43.75" X 7.06"



Part Number	Description
43000248	MUDFLAP BRACKET R/S FENDER STYLE (GALV)
43000249	MUDFLAP BRACKET C/S FENDER STYLE (GALV)



Part Number	Description
43000247	MOUNTING GUSSET, FENDER STYLE MUDFLAP BRACKET



Part Number	Description
42011102	MUDFLAP MOUNTING ANGLE R/S 2" X 5" X 29.50"
42011103	MUDFLAP MOUNTING ANGLE C/S 2" X 5" X 29.50"



Part Number	Description
41211135	MUDFLAP BRACKET R/S STEEL 27.00"
41211136	MUDFLAP BRACKET C/S STEEL 27.00"



Part Number	Description
42004502	MUDFLAP MOUNTING STRIP ALUM 1.00" X 24.25"




Part Number	Description
42000632	MUDFLAP MOUNTING ANGLE STEEL 98.50"



Part Number	Description
090-42293-01622	MUDFLAP BRACKET STEEL Z-FORM 101.38"

## MUDFLAP BRACKETS



MUDFLAP HANGERS COILED/STRAIGHT .64" SQUARE BAR	
Part Number	Description
B23	SET W/ BRACKETS & FASTENERS

MUDFLAP HANGERS STRAIGHT .64" SQUARE BAR	
Part Number	Description
A25	SINGLE HANGER ONLY UNIVERSAL
A25RLB40	SINGLE HANGER BARREL OF 40PCS
A25RLB90	SINGLE HANGER BARREL OF 90PCS
B25	SET W/ BRACKETS & FASTENERS
.75" SQUARE BAR	
B82	SET W/ BRACKETS & FASTENERS
A82RL	SINGLE HANGER ONLY UNIVERSAL

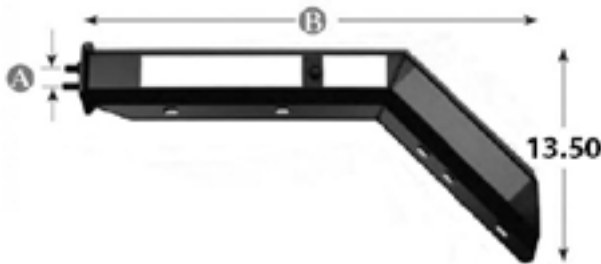
MUDFLAP HANGERS .64 COILED/ANGLED	
Part Number	Description
B33	SET W/ BRACKETS & FASTENERS




MUDFLAP HANGERS .64 ANGLED	
Part Number	Description
A35R/L	SINGLE HANGER ONLY UNIVERSAL
B35	SET W/ BRACKETS & FASTENERS



Part Number	Description
033-00864	MUDFLAP HANGER SPRING LOADED ANGLED



BETTS SPRING LOADED MUDFLAP HANGERS ANGLED					
Part Number	Dim A	Dim B	Material	Tape	Quantity
B672625NTBK	1.18"	26.00"	CARBON STEEL	NO	SET (2)
B672825NTBK		28.00"		YES	
B67		30.25"		NO	
B673025NTBK					



BETTS SPRING LOADED MUDFLAP HANGERS STRAIGHT					
Part Number	Dim A	Dim B	Material	Tape	Quantity
B573025NTBK	1.18"	30.25"	CARBON STEEL	NO	SET (2)



## MUDFLAP ACCESSORIES

**MUDFLAP ACCESSORIES**



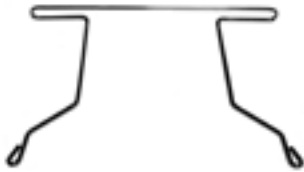
Part Number	Description
033-00051	MUDFLAP MOUNT ANGLE 2.00"X 2.00"X 27.50"
4405-2866	MUDFLAP MOUNT ANGLE 2.25"X 2.25"X 27.50"
033-00053	MUDFLAP RETAINING STRIP 2.00"X 24.00"



Part Number	Description
K711	MUDFLAP HANGER BRACKET KIT
B711	SINGLE HANGER BRACKET ONLY



Part Number	Description
033-04259	CONSPICUITY STRIP STRAIGHT
033-04263	CONSPICUITY STRIP ANGLED
RT25	CONSPICUITY STRIP STRAIGHT (PAIR)
RT35	CONSPICUITY STRIP ANGLED (PAIR)



Part Number	Description
033-00075	ANTI-SAIL BRACKET CHROME 20" TALL X 26" WIDE
033-00882	ANTI-SAIL BRACKET BLACK E-COAT VOLVO 26" WIDE



Part Number	Description
033-05125	ANTI-SAIL BRACKET CHROME 19" TALL X 21" WIDE



Part Number	Description
B516	MUDFLAP MOUNT BOLT KITS 50PCS

## QUARTER FENDERS



Part Number	Description
031-00406	AIR SLIPPER TWO SET W/ HARDWARE 24\"/>



Part Number	Description
031-01070	STANDARD SET W/ HARDWARE 24\"/>



Part Number	Description
031-01637	LOW MOUNT SET W/ HARDWARE 24\"/>

## MOUNTING BRACKETS & TOP FLAPS




Part Number	Description
031-00235	POST MOUNT SOCKET KIT 8\"/>
032-00199	POST MOUNT SOCKET KIT 8\"/>



Part Number	Description
033-00011	TOP FLAP FOR QUARTER FENDERS (PLAIN RUBBER)


## FENDERS



Part Number	Description	Dim A	Dim B	Dim C
1101	ALUMINUM GROOVE UP	25"	139"	13.5"
1102	ALUMINUM GROOVE DOWN			



Part Number	Description	Dim A	Dim B	Dim C
1201	ALUMINUM GROOVE UP	25"	96"	13.5"
1202	ALUMINUM GROOVE DOWN		105"	25.5"
1204			102"	13.5"
1214	ALUMINUM SMOOTH		105"	25.5"
1296	ALUMINUM GROOVE UP			13.5"



Part Number	Description	Dim A	Dim B	Dim C
1276	ALUMINUM GROOVE DOWN	25"	48"	19.75"
1350	14 GA. STEEL SMOOTH		44"	18"



Part Number	Description
031-01520	SPRAY MATE SET W/ HARDWARE 24"H X 25.5"W (BLACK)
034-01520	INDIVIDUAL FENDER ONLY (BLACK)

## FENDER MOUNTS



Part Number	Description
031-00883	OFFSET MOUNT SET 30" (5" TUBE CENTERS, BLACK E-COAT)



Part Number	Description
031-00541	CENTER MOUNT SET (2 BRACKETS W/ HARDWARE)



Part Number	Description
031-00823	SUPPORT SET 4 BRACKETS & STRAPS W/ HARDWARE

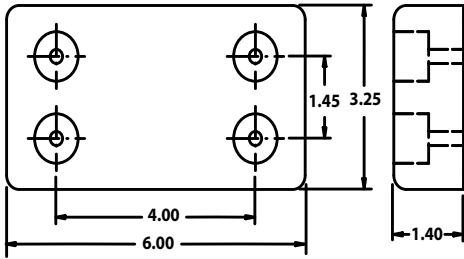


Part Number	Description
031-01250	END MOUNT SET W/ COMPONENTS, ROUND 30.25"

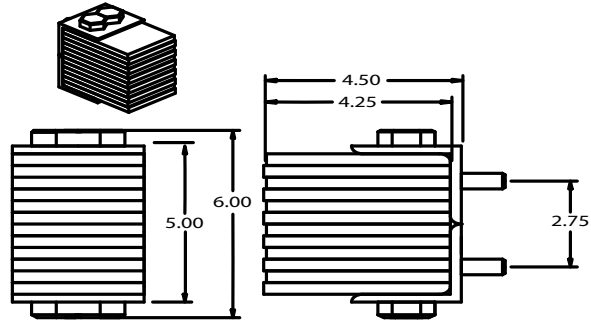


Part Number	Description
031-01253	END MOUNT SET W/ COMPONENTS ROUND

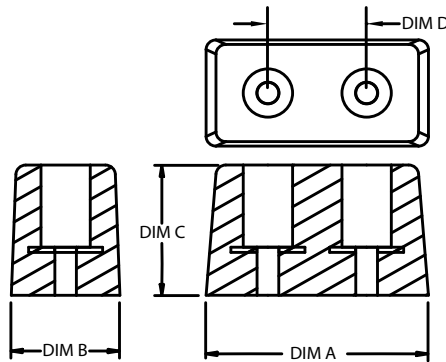
## DOCK BUMPERS



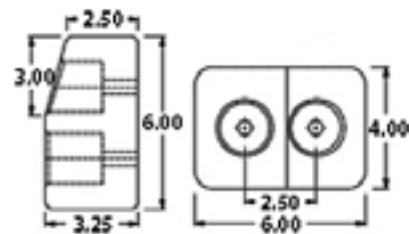
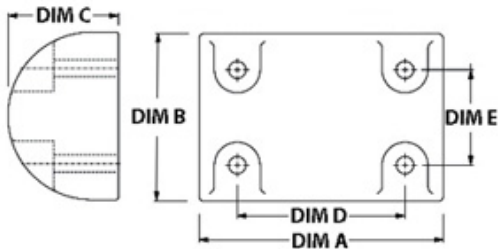
Part Number	Description
41700307	LOW PROFILE DOCK BUMPER



Part Number	Description
41700310	LAMINATED RUBBER BUMPER W/ S/S BRKTS




RUBBER DOCK BUMPERS 2-HOLE									
Part Number	Dim A	Dim B	Dim C	Dim D	Part Number	Dim A	Dim B	Dim C	Dim D
41700303	5.63"	2.75"	3.38"	2.50"	42800101	10.00"	3.00"	2.00"	7.00"
45325	5.75"	3.75"	4.25"	3.50"	11-1-369	5.75"	3.75"	4.50"	3.50"
46967				2.75"	3.25"	2.63"			
41700301	6.00"	3.00"	3.75"	3.00"	11-1-248	6.00"	2.75"	3.50"	3.00"
44626				3.00"	B5500		3.00"		
035-22160	6.75"	2.50"	4.13"	3.75"	B5540		2.56"	3.00"	3.50"
035-25182				3.75"	4405-1245		7.63"	2.44"	2.00"
41700308	7.70"	2.44"	2.00"	4.70"	11-1-326	7.88"	2.50"	2.00"	4.50"



RUBBER DOCK BUMPERS HALF ROUND 4-HOLE					
Part Number	Dim A	Dim B	Dim C	Dim D	Dim E
4404-1277	8.00"	5.50"	3.63"	5.50"	3.13"
B4000		6.00"	3.00"		3.00"
700-99-484		5.38"	3.13"		

Part Number	Description
11-1-176	TAPERED DOCK BUMPER

**CONSPICUITY TAPE**
**CONSPICUITY TAPE**

**CONSPICUITY TAPE 2" X 150' ROLLS**

Part Number	Description
19137-GD	7" RED/7" WHT 10 YEAR WARR. (GD LOGO)(REFLEX.)
19411-GD	6" RED/6" WHT 10 YEAR WARR. (GD LOGO)(REFLEX.)
963-326-GD	6" RED/6" WHT 5 YEAR WARR. (GD LOGO) (3-M)
983-326-GD	6" RED/6" WHT 7 YEAR WARR. (GD LOGO) (3-M)
983-327K	7" RED/7" WHT 7 YEAR WARR. (GD LOGO) (3-M)
663R-A	11" RED/7" WHT 3 YEAR WARR. (AVERY DENNISON)
41160	11" RED/7" SILVER 5 YEAR WARR. (GROTE)
18806	11" RED/7" SILVER 5 YEAR WARR. (REFLEXITE)
963-10	WHITE 5 YEAR WARR. (3-M BRAND)
963-32	11" RED/7" WHT 5 YEAR WARR. (3-M BRAND)
963-326	6" RED/6" WHT 5 YEAR WARR. (3-M BRAND)
963-72	RED 5 YEAR (3-M BRAND)
983-10	WHITE 7 YEAR WARR. (3-M BRAND)
983-10-12	KISSCUT WHITE 7 YEAR WARR. (3-M BRAND)
983-32	11" RED/7" WHT 7 YEAR WARR. (3-M BRAND)
983-32-18	KISSCUT 11" RED/7" WHT 7 YEAR WARR. (3-M)
983-326	6" RED/6" WHT 7 YEAR WARR. (3-M BRAND)
983-326-12	KISSCUT 6" RED/6" WHT 7 YEAR WARR. (3-M)
983-72	RED 7 YEAR (3-M BRAND)

**CONSPICUITY TAPE STRIPS & DISK**

Part Number	Description
18347	WHITE 2" X 12" 10 YEAR WARR.(REFLEXITE)
18414	4.31" DISK W/RED TAPE LIGHT GROMMET MOUNT
98175R	RED 3" ROUND (TRUCKLITE)
98175Y	YELLOW 3" ROUND (TRUCKLITE)
98176R	RED 2" X 3.5" RECTANGLE (TRUCKLITE)
98176Y	YELLOW 2" X 3.5" RECTANGLE (TRUCKLITE)
983-10STRIP	WHITE 2" X 12" (BOX OF 100PCS)(3-M BRAND)
983-32STRIP	7"RED/11"WHITE 2" X 18" (BOX OF 100PCS)(3-M)
983-72STRIP	RED 2" X 12" (BOX OF 100PCS)(3-M BRAND)

**CONSPICUITY TAPE KITS**

Part Number	Description
983-K2	53' TO 57' TRAILER (3-M BRAND)
983-K3	45' TO 48' TRAILER (3-M BRAND)

## FLIP PLACARDS



FLIP PLACARDS 4-LEGEND (LABELMASTER)		
Part Number	Description	Legends
126CT	FLIP PLACARD ASSEMBLY BARE ALUM 4 LEGEND FOR TANKERS	FLAMMABLE LIQUID 3 COMBUSTIBLE 3 POISON 6 CORROSIVE 8 BLANK PANEL

FLIP PLACARD ASSEMBLIES 8-LEGEND (JJ KELLER)		
Part Number	Description	Legends
3734	FLIP PLACARD 8 LEGEND (ALL NUMBERS)	COMBUSTIBLE 3 CORROSIVE 8 FLAMMABLE 3 INHALATION HAZARD 2 INHALATION HAZARD 6 MISCELLANEOUS 9 OXIDIZER 5.1 POISON 6

FLIP PLACARD ASSEMBLIES 8-LEGEND (JJ KELLER)		
Part Number	Description	Legends
601-TPF	WHITE ALUM	CORROSIVE 8 DANGEROUS FLAMMABLE 3 FLAMMABLE GAS 2 INHALATION HAZARD 6 NON-FLAMMABLE 2 OXIDIZER 5.1 POISON 6
601-TPF-D	WHITE ALUM SPLIT	
611-TPF	BARE ALUM	
611-TPF-D	BARE ALUM SPLIT	

FLIP PLACARDS 8-LEGEND (LABELMASTER)		
Part Number	Description	Legends
81-8FO	BARE ALUM	DANGEROUS FLAMMABLE GAS 2 POISON 6 CORROSIVE 8 FLAMMABLE LIQUID 3 OXIDIZER 5.1 RADIOACTIVE 7 NON-FLAMMABLE GAS 2 AND A BLANK PANEL
81-8WFO	WHITE ALUM	
81-8CC	BARE ALUM 2-CLIPPED CORNERS	
81-8WCC	WHITE ALUM 2-CLIPPED CORNERS	
81-8CC-4	BARE ALUM 4-CLIPPED CORNERS	
81-8W4CC	WHITE ALUM 4-CLIPPED CORNERS	
81-8SFO	BARE ALUM SPLIT	
81-8W/SFO	WHITE ALUM SPLIT	
81-8S4CC	BARE ALUM SPLIT 4-CLIPPED CORNERS	

FLIP PLACARD ASSEMBLIES 15-LEGEND (JJ KELLER)		
Part Number	Description	Legends
608-TPF	WHITE ALUM	COMBUSTIBLE 3 CORROSIVE 8 DANGEROUS DANGEROUS WHEN WET 4 FLAMMABLE 3 FLAMMABLE GAS 2 FLAMMABLE SOLID 4 INHALATION HAZARD 2 INHALATION HAZARD 6 MISCELLANEOUS 9 NON-FLAMMABLE GAS 2 OXIDIZER 5.1 PG III 6 POISON 6 SPONTANEOUSLY-COMBUSTIBLE 4
608-TPF-D	WHITE ALUM SPLIT	

## PLACARD HOLDERS



PLACARD HOLDERS (JJ KELLER)	
Part Number	Description
<b>RIVETED</b>	
1-TPH	BARE ALUMINUM
1-TPH-W	WHITE ALUMINUM
1-TPH-C	BARE ALUMINUM 2-CLIPPED CORNERS
1-TPH-D	BARE ALUMINUM, SPLIT
<b>PRESS LOCK</b>	
11-TPH	BARE ALUMINUM
11-TPH-W	WHITE ALUMINUM
11-TPH-D	BARE ALUMINUM, SPLIT
11-TPH-DW	WHITE ALUMINUM, SPLIT
5-TPH-L	LOW PROFILE CLIP FOR HOLDERS

SLIDEMASTER PLACARD HOLDERS (LABELMASTER)	
Part Number	Description
80SM97	ANODIZED ALUM
80SMP97	BRITE MILL ALUM
80SMW97	WHITE ALUM
80SST97	S/S
80SM4CC97	ANODIZED ALUM 4-CLIPPED CORNERS
80SMP4CC97	BRITE MILL ALUM 4-CLIPPED CORNERS
80SMW4CC97	WHITE ALUM 4-CLIPPED CORNERS
80SM/S97	ANODIZED ALUM, SPLIT
80SMP/S97	BRITE MILL ALUM, SPLIT
80SMW/S	WHITE ALUM, SPLIT
80SMCC97	ANODIZED ALUM 2-CLIPPED CORNERS
80SMPCC97	BRITE MILL ALUM 2-CLIPPED CORNERS
80SMWCC97	WHITE ALUM 2-CLIPPED CORNERS
80-CLIP	CLIP FOR SLIDEMASTER HOLDERS



Part Number	Description
4-TPH	PLACARD HOLDER FRAME ALUM
80SM-01	PLACARD HOLDER ALUM



### DOCUMENT HOLDERS



Part Number	Description
022-01190	ALUM TUBE DOCUMENT W/ CABLE
022-01195	RUBBER END CAP (FOR 022-01190)



Part Number	Description
4403-2056	ALUM MANIFEST BOX 8.38" X 13.38"



Part Number	Description
JKG350	PLASTIC RECORD HOLDER 5.25" X 7.00"



Part Number	Description
JKG300	ALUM RECORD HOLDER
JKG300-LID	REPLACEMENT LID (FOR JKG300)



Part Number	Description
JKG550	PLASTIC RECORD HOLDER 10" X 15"



Part Number	Description
97960	ROUND DOCUMENT HOLDER W/COVER
97962	REPLACEMENT COVER (FOR 97960)



Part Number	Description
GT-1001	ROUND DOCUMENT HOLDER (REPLACES PS-1)



Part Number	Description
9001-0059	NEOPRENE RECORD HOLDER (T-6)

## WARNING DECALS




Part Number	Description
1041	WARNING 13'-6" DECAL



Part Number	Description
1042	WARNING 13'-6" DECAL MIRROR IMAGE



Part Number	Description
27-SN	WIDE TURN DECAL VERTICAL
28-SN	WIDE TURN DECAL HORIZONTAL




Part Number	Description
42100707	SPRING BRAKE ACTUATORS




Part Number	Description
42100719	IMPACT GUARD WARNING



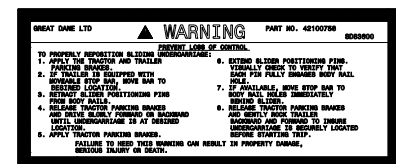
Part Number	Description
42100748	WARNING J560 CONNECTOR



Part Number	Description
42100751	ABS LAMP WARNING



Part Number	Description
42100753	DISC WHEEL MOUNTING



Part Number	Description
42100758	SLIDE OPERATION INSTRUCTIONS



Part Number	Description
42101005	SUPPORT GEAR OPERATION



Part Number	Description
42100771	INTERIOR LIGHTS WARNING



Part Number	Description
42100927	53 FT. DECAL

## INSPECTION FORMS & LABELS



Part Number	Description
3128	ANNUAL VEHICLE INSPECTION FORM
49-SN	ANNUAL VEHICLE INSPECTION LABEL
54-SN	ANNUAL INSPECTION LABEL RED ALUM

Part Number	Description
53-SN	INSPECTION LABEL PERIODIC MAINT 5"X 7"

Part Number	Description
15-B	VEHICLE INSPECTION BOOK, DUPLICATE

## MISCELLANEOUS SAFETY



Part Number	Description
1005	TRIANGLE WARNING KIT

Part Number	Description
440161K	FIRE EXTINGUISHER 2.75 LB BC DRY CHEM

Part Number	Description
1720	20 MIN EMERGENCY FLARE



Part Number	Description
56502	LOG BOOK DUPLICATE

Part Number	Description
CB100N	WHEEL CHOCK

Part Number	Description
15-TG	OUT OF SERVICE TAG

## WARNING BANNERS & FLAGS

**WARNING BANNERS & FLAGS**



OVERSIZE LOAD BANNERS				
Part Number	Size	Description	Material	Notes
745	6' X 14"	WIDE/OVERSIZE LOAD	VINYL	W/GROMMETS & ROPES
494-R	7' X 18"			ROPES SEWN IN HEM
494-RA				W/GROMMETS & ROPES
678-R		OVERSIZE LOAD 1-SIDE	MESH	ROPES SEWN IN HEM
778-R	W/GROMMETS & ROPES			
9126	6' X 14"	WIDE/OVERSIZE LOAD	VINYL	



WARNING FLAGS	
Part Number	Description
3677	RED MESH 18" X 18" W/DOWEL
3678	RED MESH 18" X 18" W/WIRE
3679	RED MESH 18" X 18" W/GROMMETS
3703	ORANGE MESH 18" X 18" W/DOWEL
3864	RED COTTON 18" X 18" W/GROMMETS

**TIRE CARRIERS**



Part Number	Description
33600101	SUPER SINGLE TIRE
33632500	LARGE TIRE
33632501	SMALL TIRE

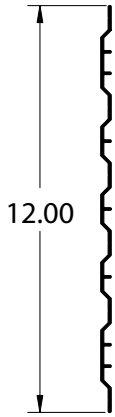


Part Number	Description
984-00030	LARGE TIRE NASH STYLE

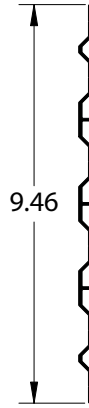


Part Number	Description
TS0002-10	BINKLEY STYLE FOR FLATBED

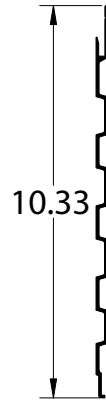
### GREAT DANE ALUMINUM SCUFFBANDS



Part Number	Description
70465ALUM	SCUFFBAND ALUM 12.00" X 628.75"
70465ALUM-4FT	SCUFFBAND DOOR ALUM 12.00" X 48"



Part Number	Description
90135	SCUFFBAND ALUM 9.46" X 628.75"
90135X96	SCUFFBAND ALUM 9.46" X 96.00"



Part Number	Description
77961	SCUFFBAND ALUM HD 10.33" X 628.75"



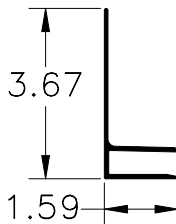
Part Number	Description
76691	SCUFFBAND ALUM 7.25" X 628.75"



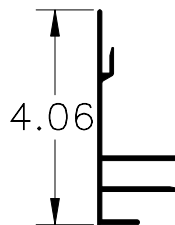
Part Number	Description
60205602	SCUFFBAND ALUM HD 7.57" X 626.00"



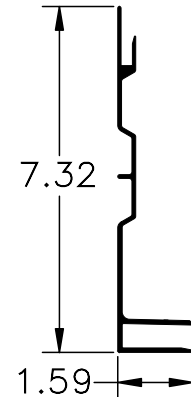
Part Number	Description
60200404	SCUFFBAND ALUM HD 12.00" X 625.00"



Part Number	Description
60224102	FLASHING ALUM DUCT 3.67" X 628.75"



Part Number	Description
60224202	FLASHING ALUM TC 4.06" X 628.75"

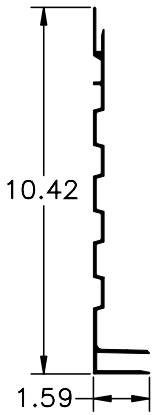


Part Number	Description
60224302	SCUFF/FLASHING ALUM 7.32" X 628.75"

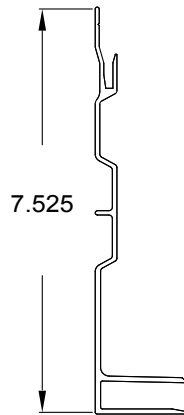


**GREAT DANE ALUMINUM SCUFFBANDS**

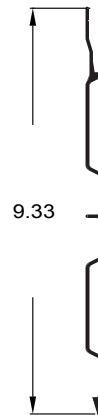
**ALUMINUM SCUFFBANDS**



Part Number	Description
60224402	SCUFF/FLASHING ALUM 3.67" X 628.75"



Part Number	Description
60234101	SCUFFBAND ALUM 7.53" X 627.50"
60234200X627.50	SCUFFBAND ALUM HD 7.53" X 627.50"



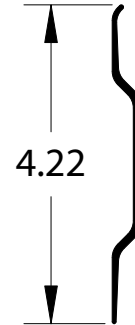
Part Number	Description
60234701	SCUFFBAND ALUM 9.33" X 627.50"



Part Number	Description
60234801	SCUFFBAND ALUM 2.63" X 627.50"



Part Number	Description
60237971X627.50	SCUFFBAND ADAPTER ALUM 627.50"



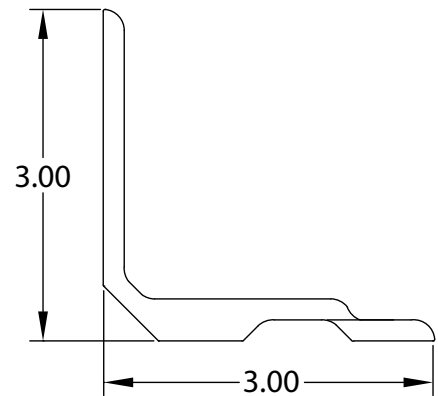
Part Number	Description
60238003X624.38	SCUFFBAND ALUM LWR 6.85" X 624.38"
60238003X144	SCUFFBAND ALUM LWR 6.85" X 144.00"



Part Number	Description
60238005X624.38	SCUFFBAND ALUM 7.11" X 624.38"

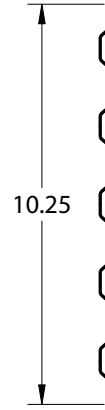
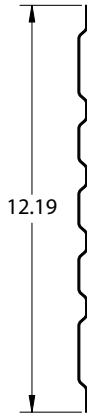


Part Number	Description
60238004X624.38	SCUFFBAND ALUM UPR 6.85" X 624.38"



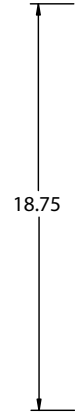
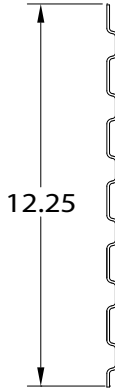
Part Number	Description
60430428X627.00	SCUFFBAND REP ANG ALUM 3.00" X 3.00" X 627.00"

## GREAT DANE STEEL SCUFFBANDS



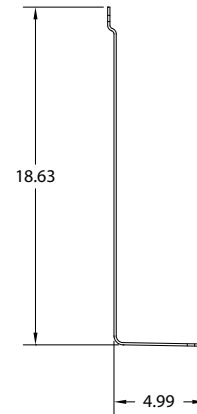
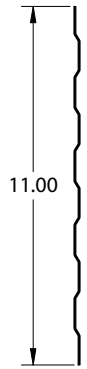
Part Number	Description
46641-12	SCUFFBAND GALV 12.19" X 626.00"

Part Number	Description
69102474	SCUFFBAND GALV 10.25" X 624.80" W/ HOLES



Part Number	Description
41611180	SCUFFBAND GALV 12.25" X 622.00" W/ HOLES

Part Number	Description
46641-18	SCUFFBAND GALV 18.75" X 628.75"

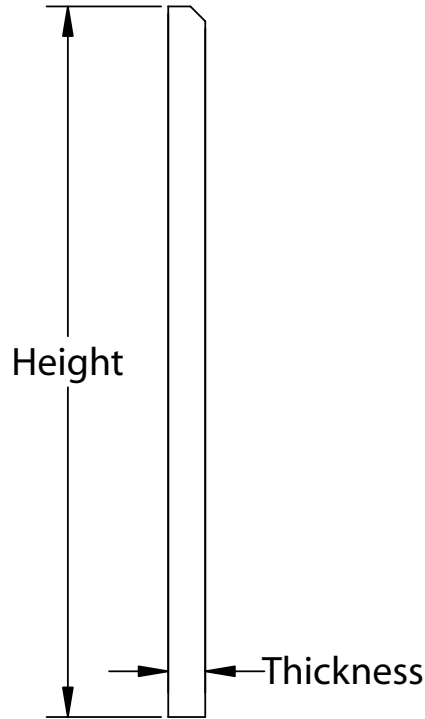


Part Number	Description
41610503	SCUFFBAND GALV 7.00" X 622.00"
41610544	SCUFFBAND GALV 10.00" X 626.25"
42601404	SCUFFBAND GALV 11.00" X 626.25"

SCUFFBAND FOR COMPOSITE TRAILER	
Part Number	Description
41610951001	GALV R/S 18.63" X 617.50"
41610951002	GALV C/S 18.63" X 617.50"



## PLASTIC SCUFFBANDS



### RECYCLED PLASTIC SCUFFBAND

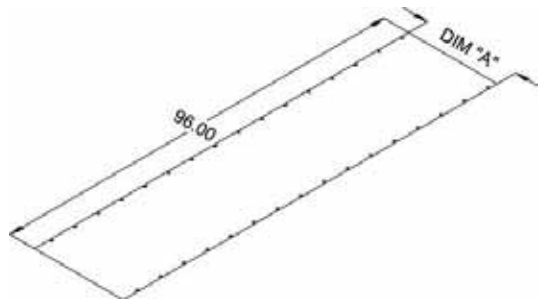
Part Number	Height	Thickness	Length	Color
57125-6X34B	6.00"	.625"	34'-0"	BLACK
57125-12X8B	12.00"		8'-0"	
57125-12X28B			28'-0"	
57125-12X52B			52'-0"	
57125-12-52W			57'-0"	WHITE
57125-12X57B	18.00"		52'-0"	BLACK
57125-18X52B				WHITE
57125-18X52W				BLACK
57125-24X52B	24.00"			WHITE
57125-24X52W				BLACK
57125-24X52B	24.00"	WHITE		
57125-24X52W		BLACK		

## HARDWOOD SCUFFBANDS

Part Number	Height	Thickness	Length
HDW.75X12X626	12.00"	.75"	52'-2"
HDW1X12X324		1.00"	27'-0"
HDW1X12X626		1.00"	52'-2"



**SSL LINER PANELS**



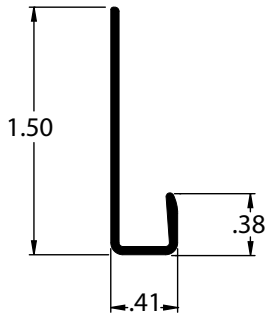
Part Number	Dim "A"	Thickness	Color
35500101	8.75"	.22"	GRAY
35500104	14.75"		
35500102	20.75"		
35500103	22.75"		
35500201	8.75"		
35500202	20.75"	.25"	WHITE
35500203	22.75"		
35600205	48.00"		
			MILL

**PLYWOOD & KEMPLY**

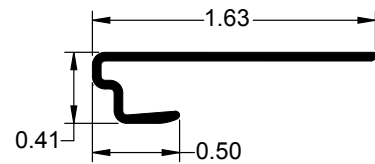


Part Number	Description
1/4X4X8BC	.25", BC GRADE
1/4X4X8BC-PREM	
1/4X4X8KEMPLY	.25" FIBERGLASS COATED 1 SIDE

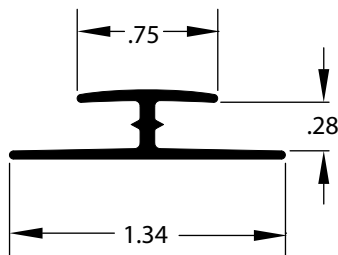
**LINER MOULDINGS**



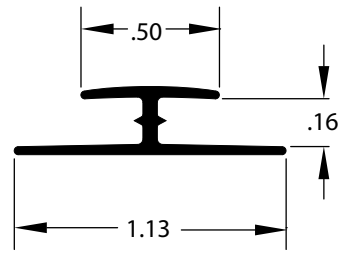
Part Number	Length	Note
60420904X102.00	102.00"	ALUMINUM



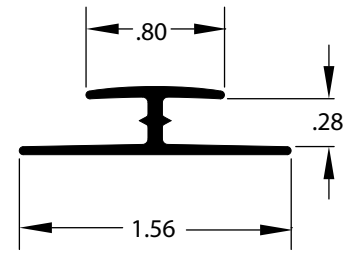
Part Number	Length	Note
60426900X102.00	102.00"	ALUMINUM



Part Number	Length	Note
41604101	96.00"	PVC



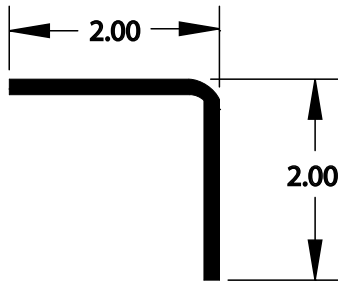
Part Number	Length	Note
45628	96.00"	PVC



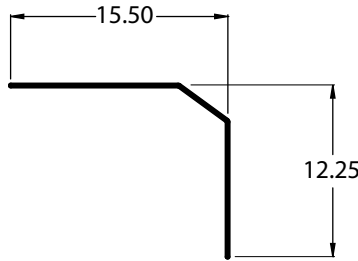
Part Number	Length	Note
77610	96.00"	ALUMINUM



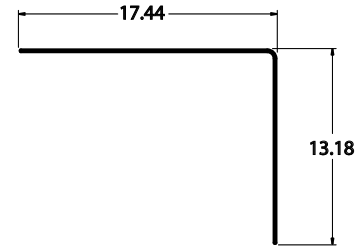
## FRONT CORNER LINERS



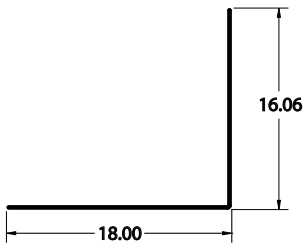
Part Number	Length
003-00047-01728	108.00"



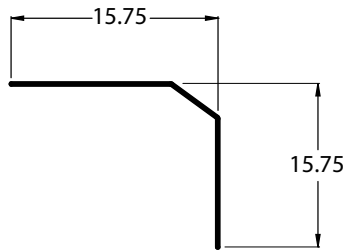
Part Number	Length
09603	49.00"



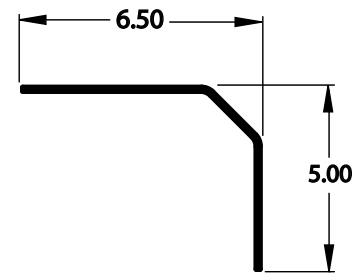
Part Number	Length
40700252	49.00"



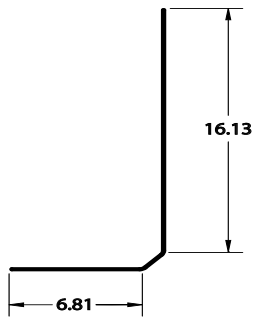
Part Number	Length
41610383	96.00"



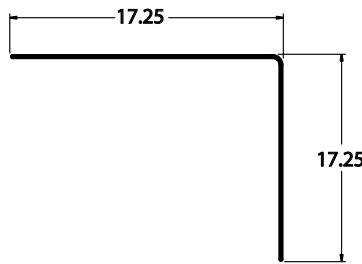
Part Number	Length
43950111	96.00"



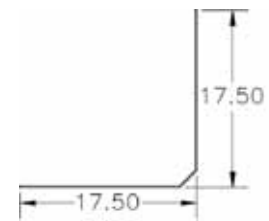
Part Number	Length
43950195	96.00"



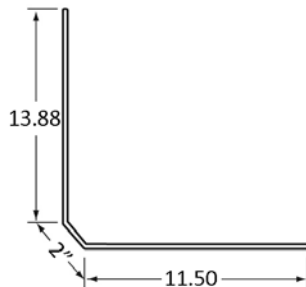
Part Number	Length
43950362	96.00"



Part Number	Length
69102533	96.00"



Part Number	Length
69102889004	105.00"

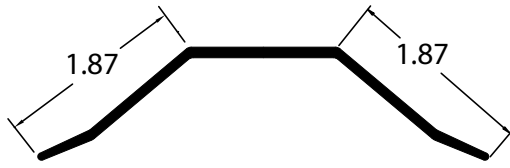


Part Number	Description	Length
2000-5584	HYUNDAI	96.00"

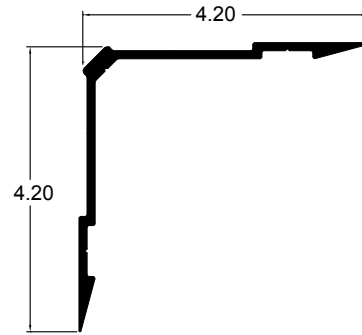


**REEFER COVE MOULDINGS (PVC)**

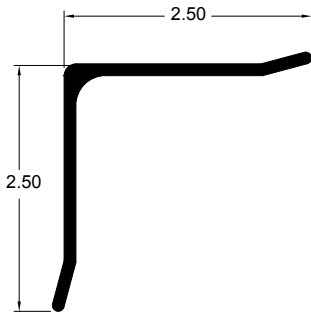
**COVE MOULDINGS**



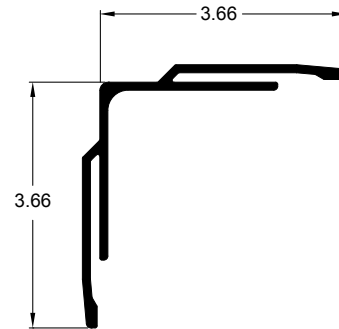
Part Number	Length
41202014X144.00	144.00"



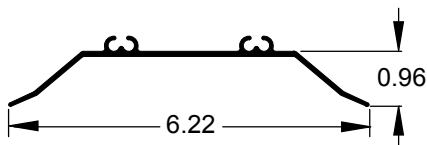
Part Number	Length
61316901	636.00"



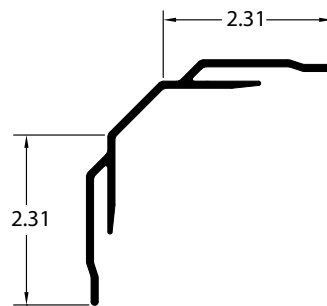
Part Number	Length
61318101	636.00"
61318649	108.00"



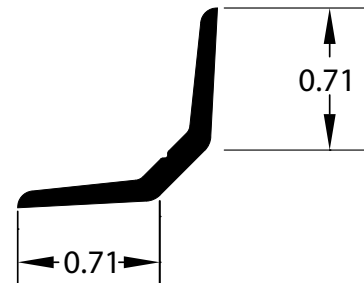
Part Number	Length
61318201	636.00"



Part Number	Length
61318400X620.63	620.63"

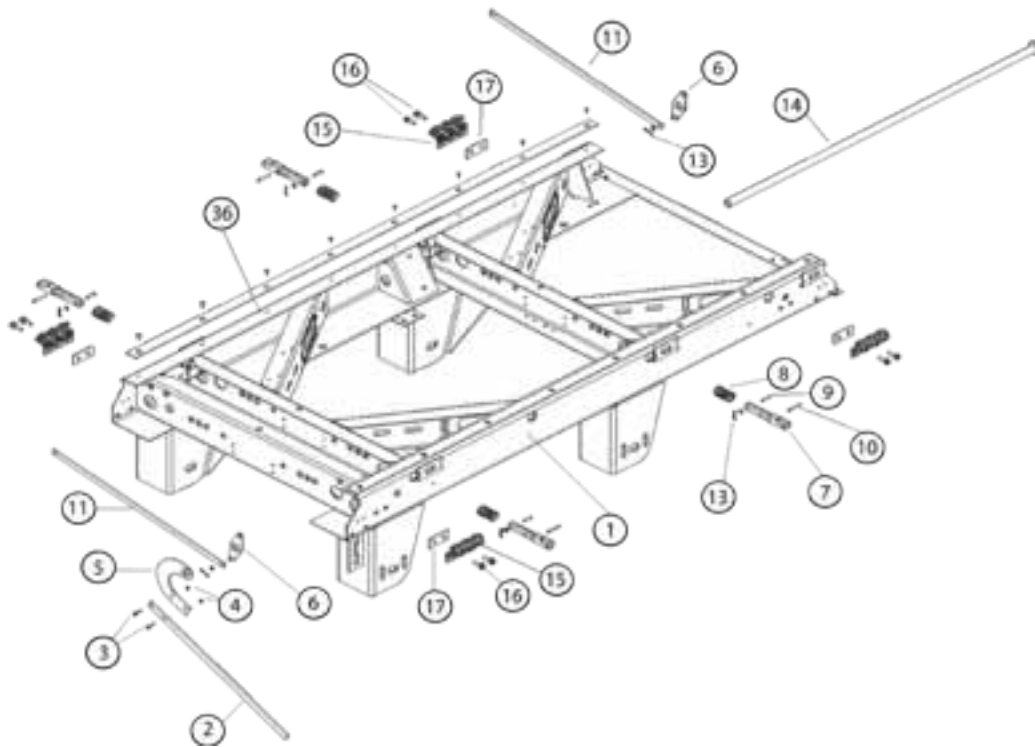


Part Number	Length
76211	636.00"

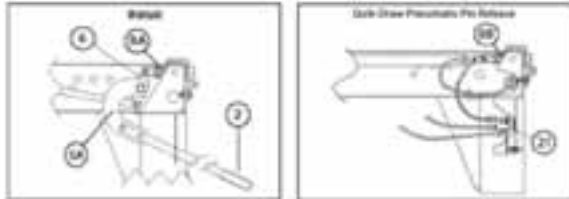


Part Number	Length
90000	120.00"

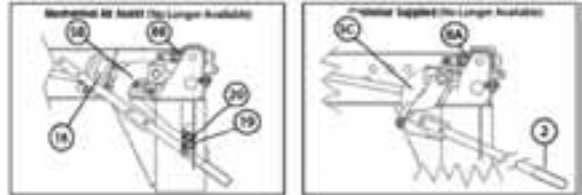
### HK190T/HK230 COMPONENTS



CURRENT PRODUCTION  
PIN-PULL RELEASE MECHANISMS



NO LONGER AVAILABLE ON PRODUCTION MODELS OR BOX REPLACEMENTS.  
PARTS FOR THESE MECHANISMS ARE STILL AVAILABLE.

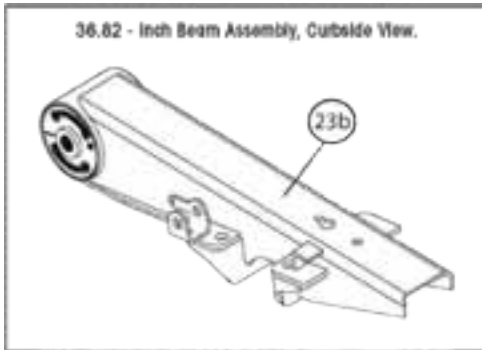
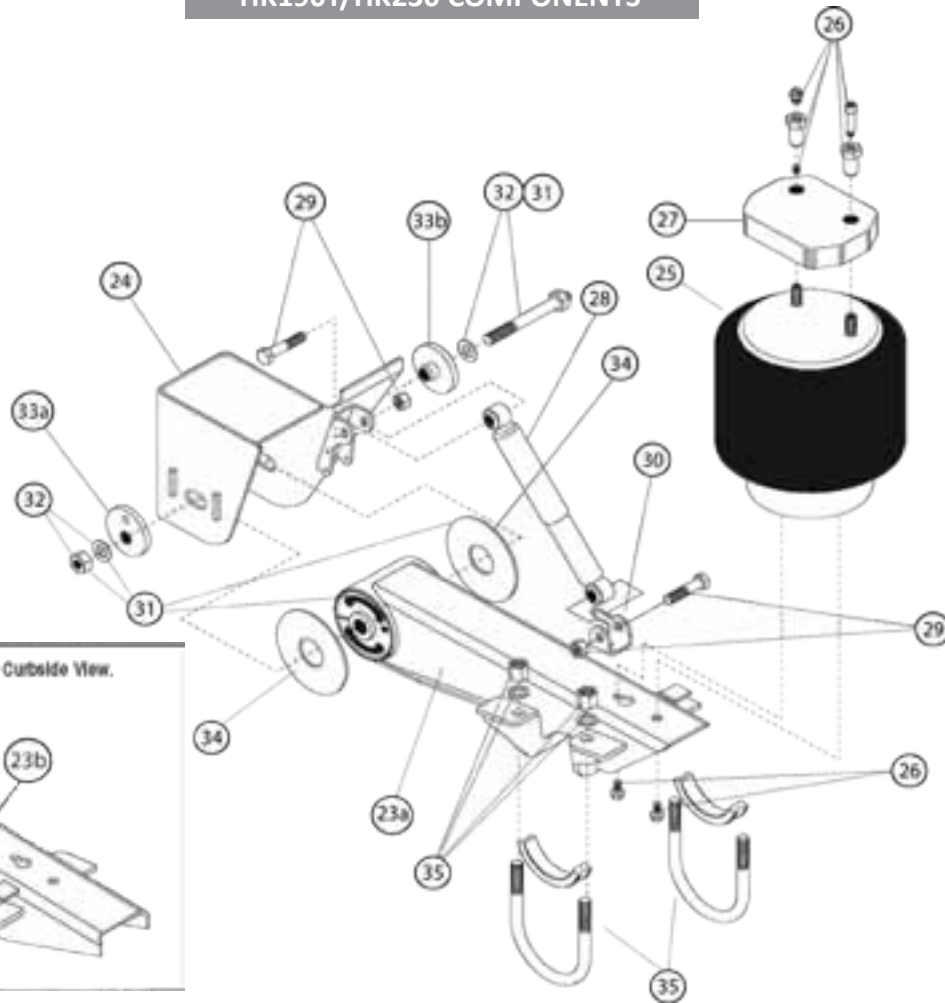


Item	Part Number	Description
1	AMBOX.###	SLIDER BOX REPLACEMENT (CONTACT HENDRICKSON)
2	B-25592	HANDLE, MANUAL
3	SA-1100-10	HANDLE BOLT
4	SA-9000-5	HANDLE NUT
5A	C-23232	HANDLE MOUNT, MANUAL
5B	C-23530	HANDLE MOUNT, QUICK DRAW
5C	C-23231	HANDLE MOUNT, CUSTOMER SUPPLIED
6	B-23149	CRANK ARM WELDMENT
7	S-28290	LOCKING PIN, 1 3/8" DIA.
	S-28289	LOCKING PIN, 1 5/8" DIA.
8A	B-28930	LOCKING PIN SPRING, MANUAL
8B	B-22000	LOCKING PIN SPRING, QUICK DRAW
9	SA-5200-6	CLEVIS PIN, 3/8" X 1 3/8"
10	SA-8100-4	SPRING PIN, 3/8" X 2 1/2" ROLL PIN
11	B-23150-1	LOCKING PIN LINK, 42" BOX
	B-23150-2	LOCKING PIN LINK, 48" BOX

Item	Part Number	Description
12	SA-1500-2	LOCKING PIN LINK WASHER
13	SA-1700-12	COTTER PIN, 3/32" X 1"
	B-21433	PIPE WELDMENT
14	B-21433-1	PIPE WELDMENT
	S-24459	BODY RAIL CLIP, 3.4" CLIP HEIGHT
15	B-24460	BODY RAIL CLIP, 3.8" CLIP HEIGHT
16	SA-6900-2	BODY RAIL BOLT
17	A-22367	BODY RAIL CLIP SPACER
18	A-23039	AIR ACTUATOR CHAMBER
19	VS-23224	AIR VALVE
20	A-22977	VALVE CAP
21	VS-25224	VALVE, 3 WAY AUTO RESET W/FITTINGS
	VS-25223	VALVE, 3 WAY AUTO RESET W/O FITTINGS
22	VS-25849	VALVE KNOB KIT (NOT SHOWN)

## HK190T/HK230 COMPONENTS

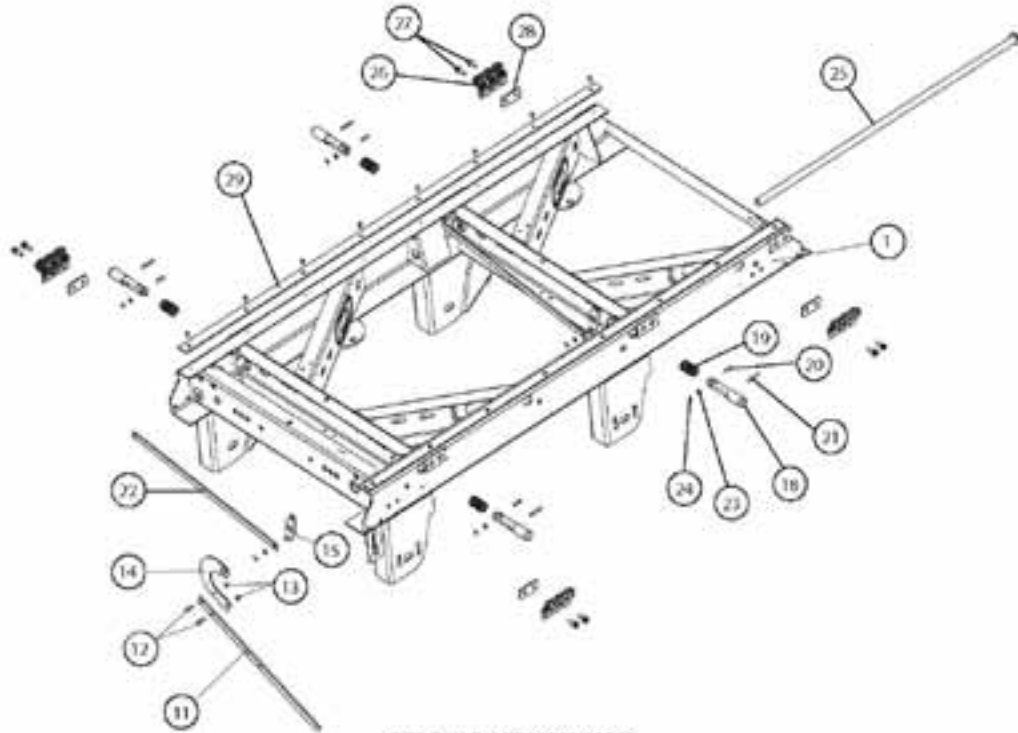
**HENDRICKSON HK190T/HK230**



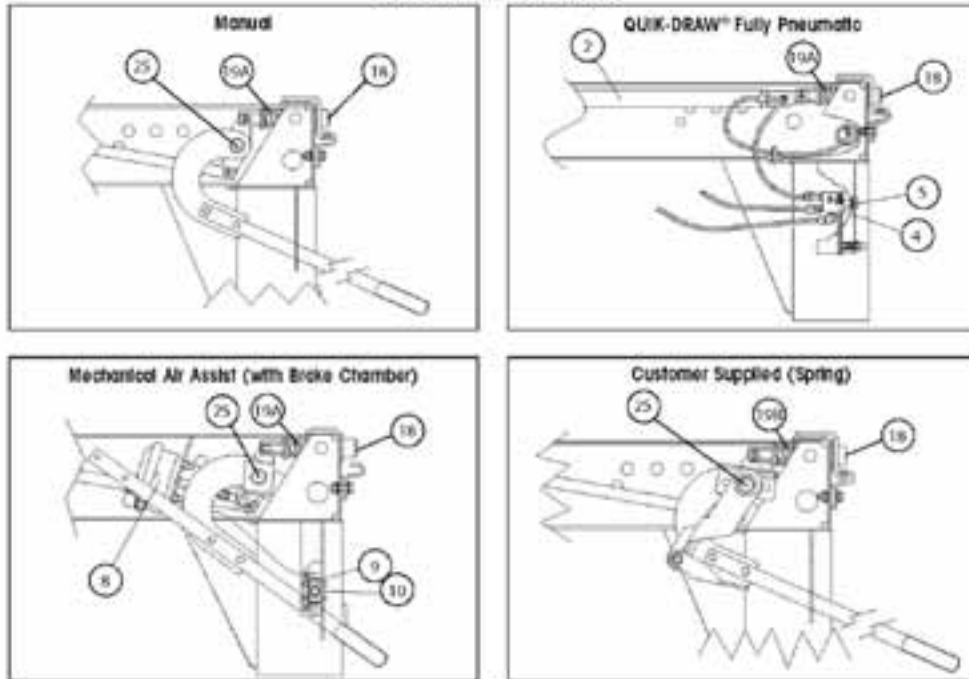
Item	Part Number	Description
23A	S-20000-1	BEAM ASSEMBLY RS (FRONT & REAR 32.65" LONG)
	S-20000-2	BEAM ASSEMBLY CS (FRONT & REAR 32.65" LONG)
23B	S-21736-1	BEAM ASSEMBLY RS (REAR W/SURELOK 36.82" LONG)
	S-21736-2	BEAM ASSEMBLY CS (REAR W/SURELOK 36.82" LONG)
24	D-21291-1	FRAME BRACKET RS 16" RIDE HEIGHT
	D-21291-2	FRAME BRACKET CS 16" RIDE HEIGHT
	D-22386-1	FRAME BRACKET RS 16.5" RIDE HEIGHT
	D-22386-2	FRAME BRACKET CS 16.5" RIDE HEIGHT
	D-21497-1	FRAME BRACKET RS 17" RIDE HEIGHT
	D-21497-2	FRAME BRACKET CS 17" RIDE HEIGHT
	D-21802-1	FRAME BRACKET RS 18" RIDE HEIGHT
	D-21802-2	FRAME BRACKET CS 18" RIDE HEIGHT
	D-21803-1	FRAME BRACKET RS 19" RIDE HEIGHT
	D-21803-2	FRAME BRACKET CS 19" RIDE HEIGHT
25	S-22045	AIR SPRING, HK190T
	S-22046	AIR SPRING, HK230

Item	Part Number	Description
26	S-22907/2	AIR SPRING MOUNTING KIT, 16" RIDE HEIGHT
	S-22908/2	AIR SPRING MOUNTING KIT, 16 1/2" & 17" RH
	S-22909/2	AIR SPRING MOUNTING KIT, 18" RIDE HEIGHT
	S-22910/2	AIR SPRING MOUNTING KIT, 19" RIDE HEIGHT
27	B-22510-4	AIR SPRING SPACER, 3/4"
	B-22510-2	AIR SPRING SPACER, 1 7/8"
	B-22510-3	AIR SPRING SPACER, 3 1/8"
28	S-21292	SHOCK ABSORBER
29	S-20031/2	SHOCK ABSORBER BOLT KIT
30	C-20069	LOWER SHOCK CLEVIS
31	S-24691	PIVOT BUSHING KIT (INCLUDES #32 & 34)
32	S-24679	PIVOT BOLT KIT
33A	S-20925	ALIGNMENT COLLAR, ECCENTRIC
33B	S-20924	ALIGNMENT COLLAR, CONCENTRIC
34	S-21099	BUSHING TUBE SPACERS
35	S-21140/4	U-BOLT W/NUTS & WASHERS
36	S-14342-3	SLIDER WEAR PAD KIT (1 PAD & 8 SCREWS)

## HKA180 SLIDER COMPONENTS



### RELEASE MECHANISMS



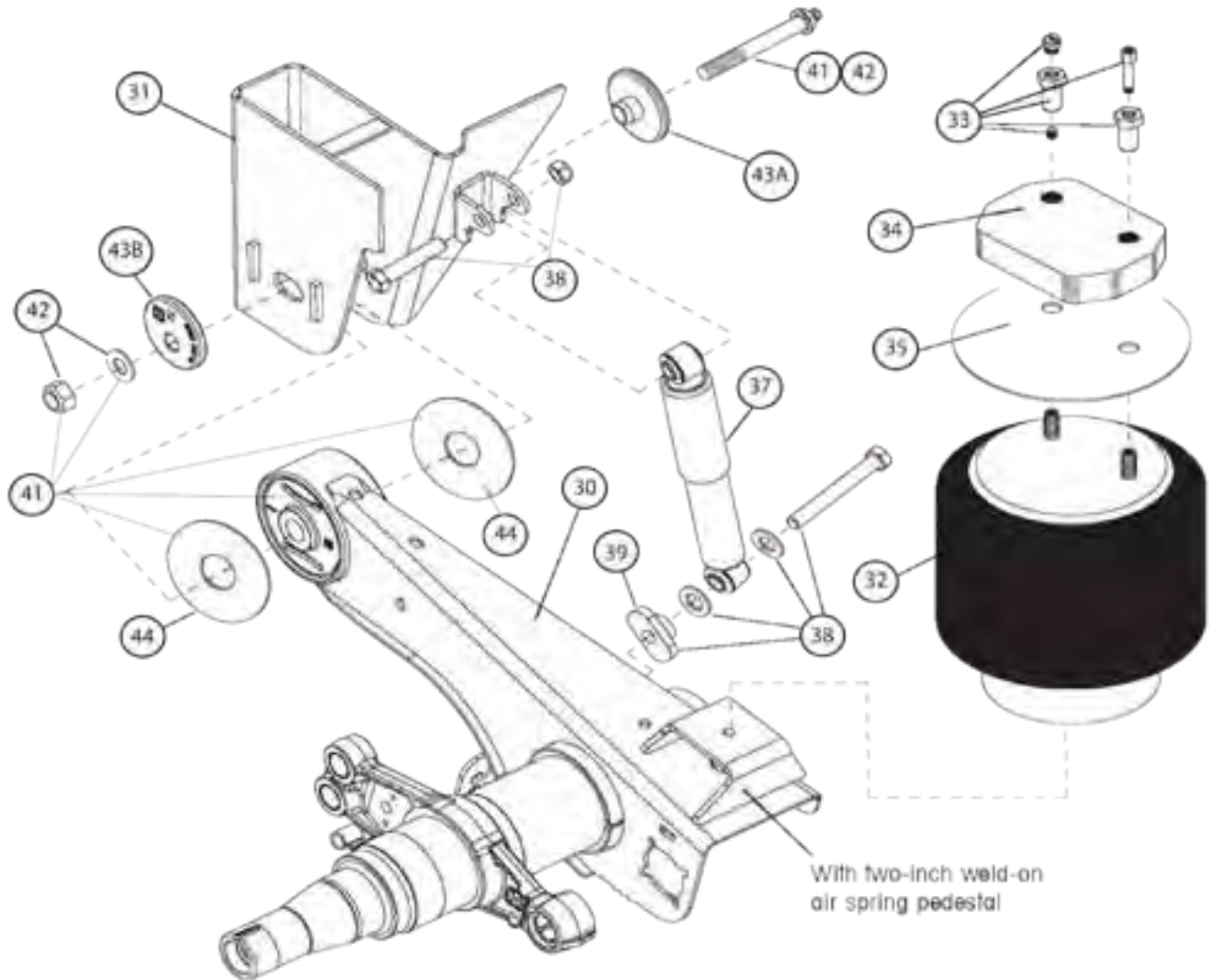
Item	Part Number	Description
1	AMBOX.###	AFTERMARKET SLIDER BOX REPLACEMENT (CONTACT HENDRICKSON)
2	S-28061-1	FRONT LINEAR ACTUATOR W/ FITTINGS, 42" BOX
	S-28062-1	REAR LINEAR ACTUATOR W/ FITTINGS, 42" BOX

## HKA180 SLIDER COMPONENTS

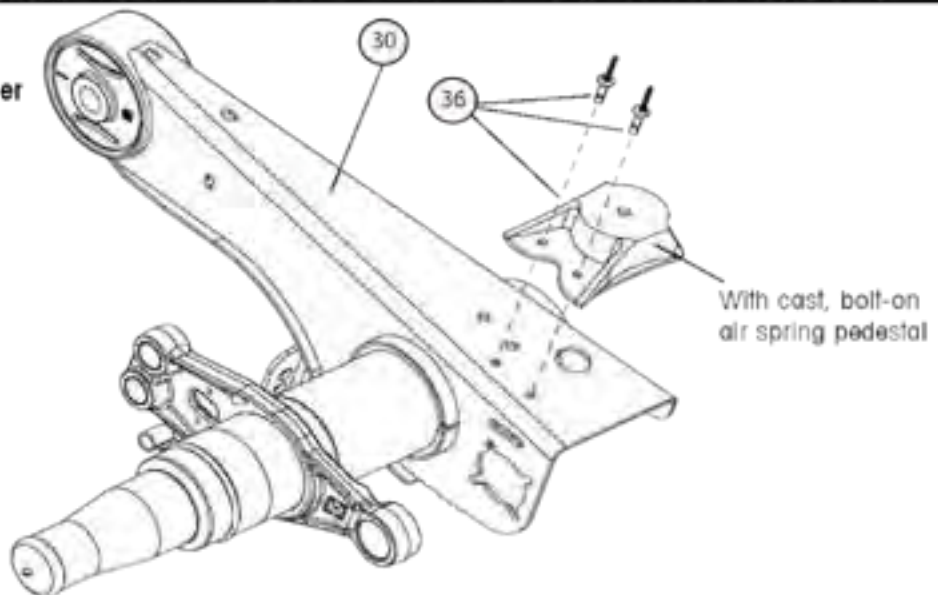
Item	Part Number	Description
2	S-28061-2	FRONT LINEAR ACTUATOR W/ FITTINGS, 48" & 54" BOX (LESS PIN EXTENSIONS #3)
	S-28062-2	REAR LINEAR ACTUATOR W/ FITTINGS, 48" & 54" BOX (LESS PIN EXTENSIONS #3)
3	S-27836	PIN EXTENSION 54" BOX WIDTH (NOT SHOWN)
4	VS-25223	THREE-WAY AUTO RESET VALVE (NO FITTINGS)
	VS-25224	THREE-WAY AUTO RESET VALVE ASSEMBLY WITH FITTINGS
5	VS-25849	QUIK-DRAW VALVE KNOB WITH SET SCREW
6	B-25284	QUIK-DRAW VALVE SPACER (NOT SHOWN)
7	D-25430-2	QUIK-DRAW RETROFIT KIT, 42" BOX WIDTH (NOT SHOWN)
	D-25430-8	QUIK-DRAW RETROFIT KIT, 48" BOX WIDTH (NOT SHOWN)
	D-25430-4	QUIK-DRAW RETROFIT KIT, 54" BOX WIDTH (NOT SHOWN)
8	A-23039	BRAKE CHAMBER, MECHANICAL AIR ASSIST
9	VS-23224	AIR VALVE, MECHANICAL AIR ASSIST
10	A-22977	VALVE CAP
11	S-25592	HANDLE ASSEMBLY W/GRIP, MANUAL & CUSTOMER SUPPLIED SPRING MECHANISM
	B-22923	HANDLE, MECHANICAL AIR ASSIST (NO GRIP)
12	SA-1100-10	HANDLE BOLT
13	SA-9000-5	HANDLE NUT
	C-23232	HANDLE MOUNT, MANUAL
	C-23530	HANDLE MOUNT, CUSTOMER SUPPLIED SPRING MECHANISM
14	C-23231	HANDLE MOUNT, MECHANICAL AIR ASSIST
	B-23149	CRANK ARM WELDMENT, MANUAL & CUSTOMER SUPPLIED SPRING MECHANISM (FRONT AND REAR) W/ MECHANICAL AIR ASSIST (REAR ONLY)
15	B-22659	CRANK ARM WELDMENT, MECHANICAL AIR ASSIST (FRONT)
16	B-23025	CRANK ARM PLATE, MECHANICAL AIR ASSIST (NOT SHOWN)
18	S-28290	LOCKING PIN, 1.375" DIA.
	S-28289	LOCKING PIN, 1.625" DIA.
19A	B-28930	COMPRESSION SPRING 3.25", 42" BOX W/MANUAL & MECHANICAL AIR ASSIST, 48" BOX W/MANUAL, QUIK-DRAW & MECHANICAL AIR ASSIST
19B	B-22000	COMPRESSION SPRING, 42" BOX W/QUIK-DRAW, 42" & 48" BOX CUSTOMER SUPPLIED SPRING MECHANISM
20	SA-5200-6	CLEVIS PIN, 3/8" X 1 3/8"
21	SA-8100-4	ROLL PIN, 3/8" X 2 1/2"
22	S-23150-1	LOCKING PIN LINK, 42" BOX
	S-23150-2	LOCKING PIN LINK, 48" BOX
	S-23150-3	LOCKING PIN LINK, 54" BOX
23	SA-1500-2	FLAT WASHER, 3/8" I.D.
24	SA-1700-12	COTTER PIN, 3/32" X 1"
25	S-21433	PIPE WELDMENT, MANUAL & MECHANICAL AIR ASSIST
	S-21433-1	PIPE WELDMENT, CUSTOMER SUPPLIED SPRING MECHANISM
26	S-24459	BODY RAIL CLIP, 3.4" HEIGHT
	S-24460	BODY RAIL CLIP, 3.8" HEIGHT
27	SA-6900-2	BODY RAIL BOLT, 1/2"-13 X 1 1/2"
28	A-21282	BODY RAIL CLIP SPACER, 1.5" HOLE CENTERS
	A-22367	BODY RAIL CLIP SPACER, 2" HOLE CENTERS
29	S-14342-3	SLIDER WEAR PAD KIT (1 PAD W/8 SCREWS)



## HKA180 SUSPENSION COMPONENTS



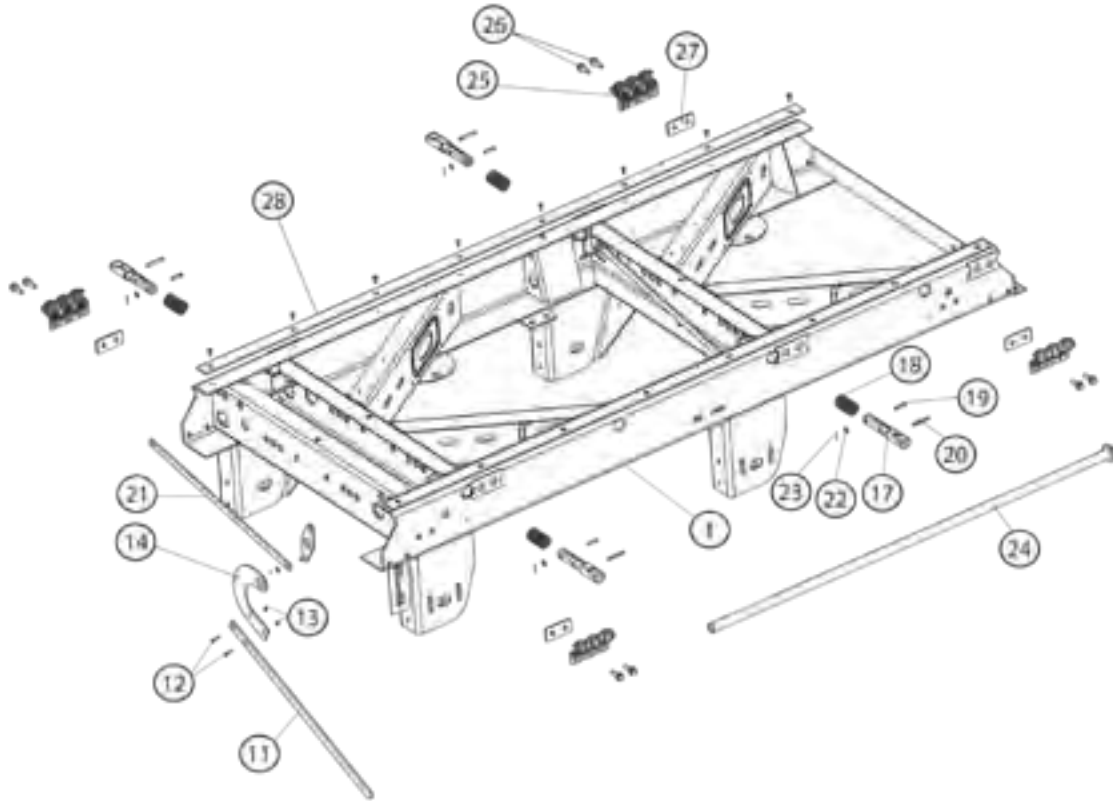
Manufactured Late August 2002 and After



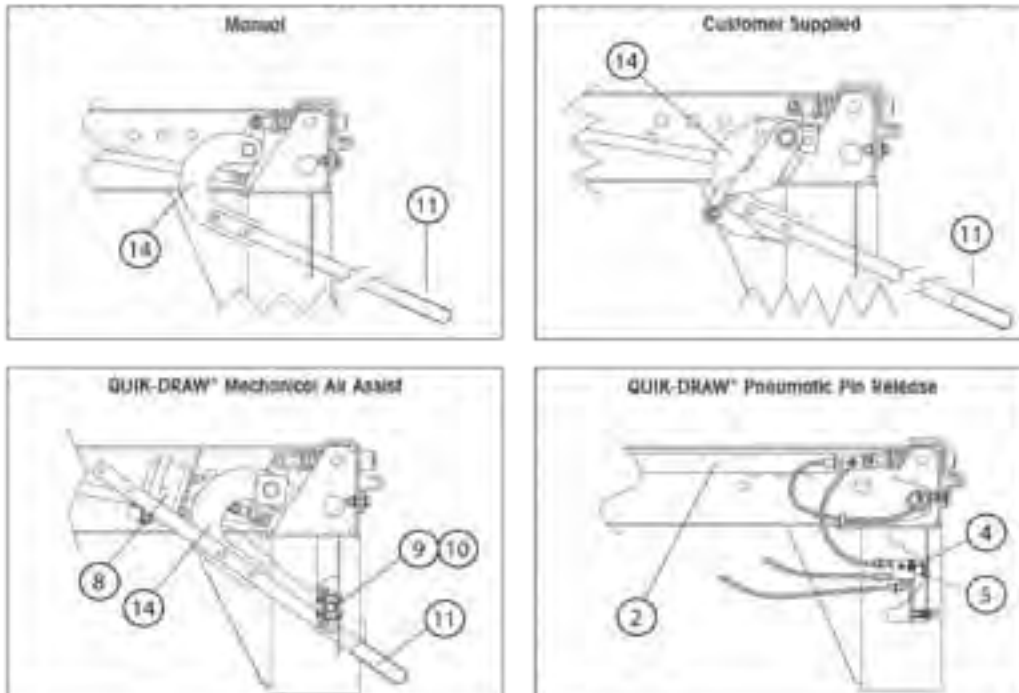
## HKA180 SUSPENSION COMPONENTS

Item	Part Number	Description
30	HTRAAX.###	HALF-TRAAX AXLE/BEAM WELDMENT (CONTACT HENDRICKSON)
31	S-22365-1	R/S FRAME BRACKET ASSEMBLY 14" & 15" RIDE HEIGHT
	S-22365-2	C/S FRAME BRACKET ASSEMBLY 14" & 15" RIDE HEIGHT
	S-29802-1L	R/S FRAME BRACKET ASSEMBLY 15.5" THRU 17" RIDE HEIGHT
	S-29802-1R	C/S FRAME BRACKET ASSEMBLY 15.5" THRU 17" RIDE HEIGHT
	S-22997-1	R/S FRAME BRACKET ASSEMBLY 18" & 19" RIDE HEIGHT
	S-22997-2	C/S FRAME BRACKET ASSEMBLY 18" & 19" RIDE HEIGHT
32	S-22948	AIR SPRING (BEFORE JAN. 2008)
	S-28929	AIR SPRING (AFTER JAN. 2008)
33	S-22635/2	AIR SPRING MOUNTING KIT W/2" WELD-ON PEDESTAL 14" & 18" RIDE HEIGHT
	S-22631/2	AIR SPRING MOUNTING KIT W/2" WELD-ON PEDESTAL 15" & 19" RIDE HEIGHT
	S-22632/2	AIR SPRING MOUNTING KIT W/2" WELD-ON PEDESTAL 15 1/2" RIDE HEIGHT
	S-22619/2	AIR SPRING MOUNTING KIT W/2" WELD-ON PEDESTAL 16", 16 1/2" & 17" RIDE HEIGHT
		AIR SPRING MOUNTING KIT W/CAST BOLT-ON PEDESTAL 14" & 18" RIDE HEIGHT
S-22630/2	AIR SPRING MOUNTING KIT W/CAST BOLT-ON PEDESTAL 19" RIDE HEIGHT	
34	B-22510-4	AIR SPRING SPACER 3/4" W/2" WELD-ON PEDESTAL 14", 15 1/2" & 16 1/2" RIDE HEIGHT
	B-22510-1	AIR SPRING SPACER 1 1/8" W/2" WELD-ON PEDESTAL 17" RIDE HEIGHT
		AIR SPRING SPACER 1 1/8" W/CAST BOLT-ON PEDESTAL 19" RIDE HEIGHT
	B-22510-2	AIR SPRING SPACER 1 7/8" W/2" WELD-ON PEDESTAL 15", 15 1/2" & 18" RIDE HEIGHT
B-22510-3	AIR SPRING SPACER 3 1/8" W/2" WELD-ON PEDESTAL 19" RIDE HEIGHT	
35	S-27042	AIR SPRING MOUNTING PLATE 15.5" RIDE HEIGHT
36	S-27447-1	BOLT-ON AIR SPRING PEDESTAL KIT 16" RIDE HEIGHT, 2" PEDESTAL
	S-27447-2	BOLT-ON AIR SPRING PEDESTAL KIT 16.5" RIDE HEIGHT, 2.57" PEDESTAL
	S-27447-3	BOLT-ON AIR SPRING PEDESTAL KIT 14" & 17" RIDE HEIGHT, 3.17" PEDESTAL
	S-27447-4	BOLT-ON AIR SPRING PEDESTAL KIT 15", 15.5", 18" & 19" RIDE HEIGHT, 3.91" PEDESTAL
37	S-24088	SHOCK ABSORBER
38	S-24049/2	SHOCK BOLT KIT (INCLUDES #39)
39	S-27196	SHOCK SPACER
40	C-23086-1	SHOCK STRAP KIT (NOT SHOWN)
41	S-26321	TRI-FUNCTIONAL PIVOT BUSHING KIT (INCLUDES #42)
42	S-24705	PIVOT BOLT KIT
43A	S-20924	CONCENTRIC QUIK-ALIGN ALIGNMENT COLLAR
43B	S-20925	ECCENTRIC QUIK-ALIGN ALIGNMENT COLLAR
44	B-11613	BUSHING TUBE SPACER (BEFORE AUG. 1, 2002)
	S-26807	BUSHING TUBE SPACER (AFTER AUG. 1, 2002)
45	VS-227	UNIVERSAL NON-DELAY HEIGHT CONTROL VALVE (NOT SHOWN)

## HKA200 SLIDER COMPONENTS



### RELEASE MECHANISMS

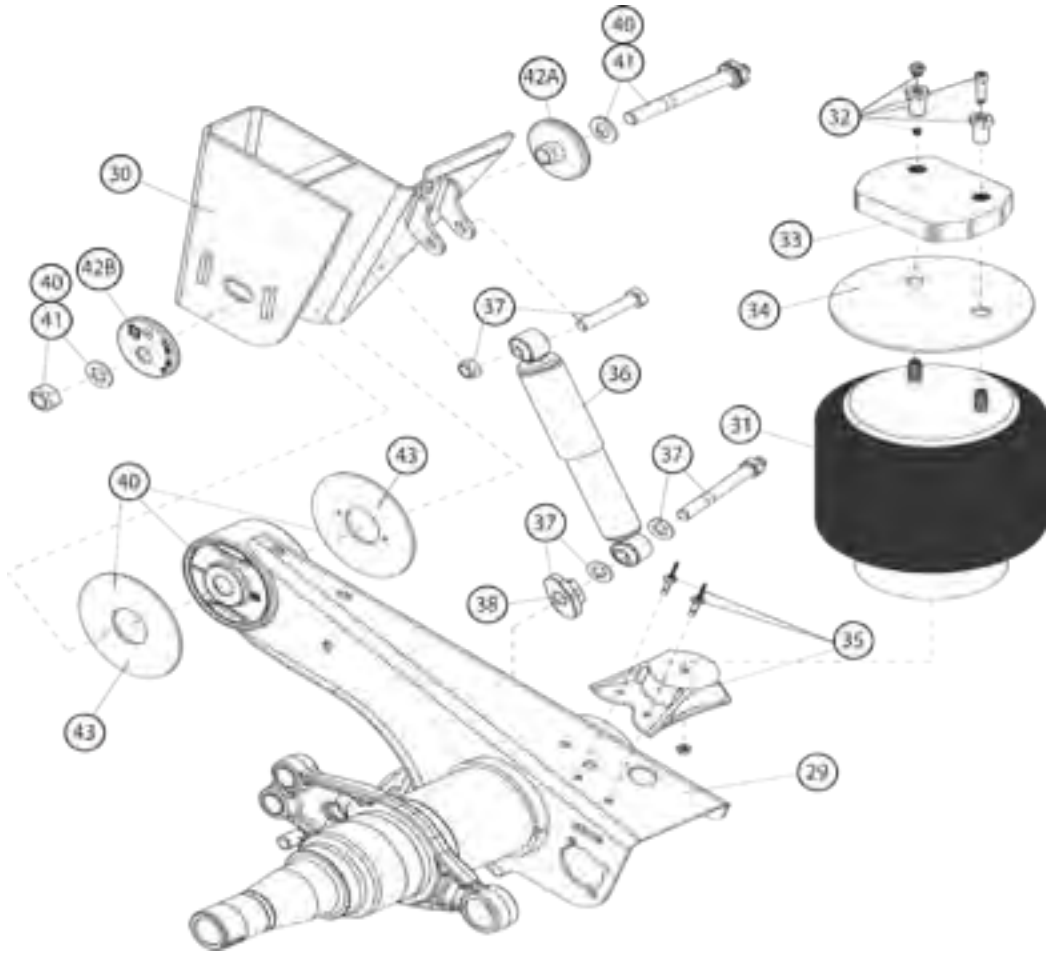


## HKA200 SLIDER COMPONENTS

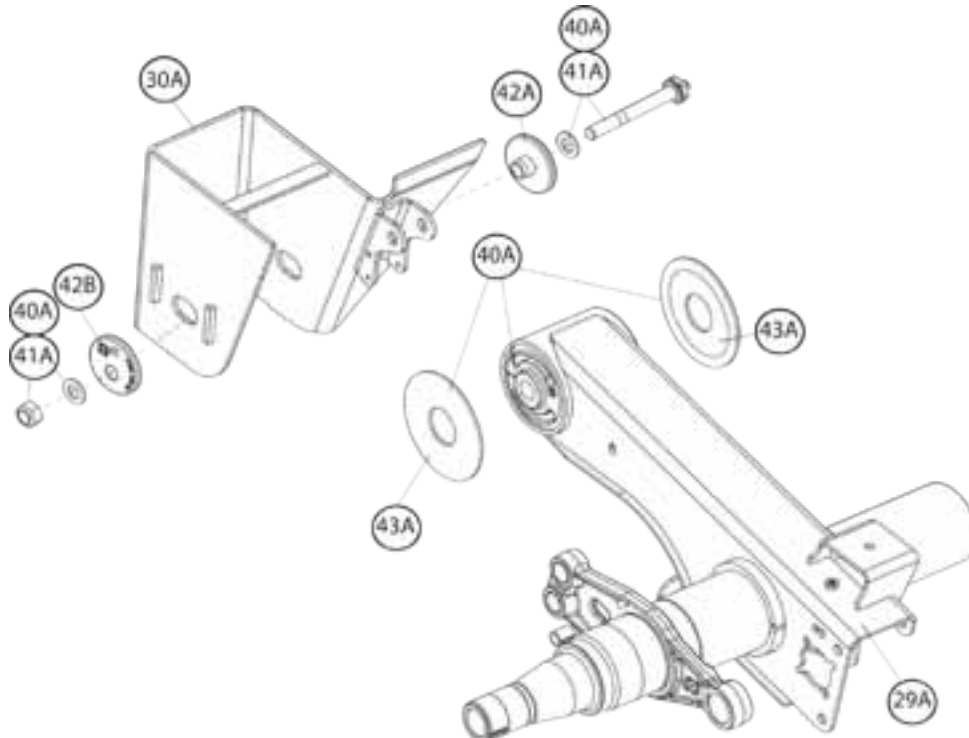
Item	Part Number	Description
1	AMBOX.###	AFTERMARKET BOX REPLACEMENT (CONTACT HENDRICKSON)
2	S-28061-1	FRONT LINEAR ACTUATOR WITH FITTINGS, 42" BOX
	S-28062-1	REAR LINEAR ACTUATOR WITH FITTINGS, 42" BOX
	S-28061-2	FRONT LINEAR ACTUATOR W/ FITTINGS, 48" & 54" BOX (LESS #3)
	S-28062-2	REAR LINEAR ACTUATOR W/ FITTINGS, 48" & 54" BOX (LESS #3)
3	S-27836	PIN EXTENSION 54" BOX WIDTH (NOT SHOWN)
4	VS-25223	THREE-WAY AUTO RESET VALVE (NO FITTINGS)
	VS-25224	THREE-WAY AUTO RESET VALVE WITH FITTINGS
5	VS-25849	VALVE KNOB WITH SET SCREW
6	B-25284	VALVE SPACER (NOT SHOWN)
7	D-25430-2	QUIK-DRAW RETROFIT KIT 42" BOX (NOT SHOWN)
	D-25430-8	QUIK-DRAW RETROFIT KIT 48" BOX (NOT SHOWN)
	D-25430-4	QUIK-DRAW RETROFIT KIT 54" BOX (NOT SHOWN)
8	A-23039	BRAKE CHAMBER, RELEASE MECHANISM
9	VS-23224	AIR VALVE, RELEASE MECHANISM
10	A-22977	VALVE CAP
11	S-25592	HANDLE ASSEMBLY, MANUAL & CUSTOMER SUPPLIED SPRING MECH.
	B-22923	HANDLE ASSEMBLY, MECHANICAL AIR ASSIST
12	SA-1100-10	HANDLE BOLT, 2 3/8"-16 X 1 1/4" HEX HEAD GR5
13	SA-9000-5	HANDLE LOCK NUT, 2 3/8"-16
14	C-21275	HANDLE MOUNT, MANUAL
	C-23530	HANDLE MOUNT, CUSTOMER SUPPLIED SPRING MECHANISM
	C-23231	HANDLE MOUNT, MECHANICAL AIR ASSIST
15	B-23149	CRANK ARM WELDMENT, MANUAL & CUST. SUPPLIED (FRONT AND REAR) W/ MECHANICAL AIR ASSIST (REAR ONLY)
	B-22659	CRANK ARM WELDMENT, MECHANICAL AIR ASSIST (FRONT)
16	B-23025	CRANK ARM PLATE, MECHANICAL AIR ASSIST (NOT SHOWN)
17	S-28290	LOCKING PIN, 1.375" DIA.
	S-28289	LOCKING PIN, 1.625" DIA.
18	B-28930	COMPRESSION SPRING 3.25", 42" BOX W/MANUAL & MECHANICAL AIR ASSIST, 48" BOX W/MANUAL, QUIK-DRAW & MECHANICAL AIR ASSIST
	B-22000	COMPRESSION SPRING 3.80", QUIK-DRAW 42" BOX
19	SA-5200-6	CLEVIS PIN, 3/8" X 1 3/8"
20	SA-8100-4	ROLL PIN, 3/8" X 2 1/2"
21	S-23150-1	LOCKING PIN LINK, 42" BOX
	S-23150-2	LOCKING PIN LINK, 48" BOX
	S-23150-3	LOCKING PIN LINK, 54" BOX
22	SA-1500-2	FLAT WASHER 3/8" I.D.
23	SA-1700-12	COTTER PIN 3/32" X 1"
24	S-21433	PIPE WELDMENT, MANUAL & MECHANICAL AIR ASSIST
	S-21433-1	PIPE WELDMENT, CUSTOMER SUPPLIED SPRING MECHANISM
25	S-24459	BODY RAIL CLIP 3.4"
	S-24460	BODY RAIL CLIP 3.8"
26	SA-6900-2	BODY RAIL CLIP BOLT, 1/2"-13 X 1 1/2"
27	A-22367	BODY RAIL CLIP SPACER, 2" HOLE CENTERS
28	S-14342-3	SLIDER WEAR PAD KIT (1 PAD & 8 SCREWS)

**HENDRICKSON HKANT46K/HKAT46K/HKA200**

## HKA200 SUSPENSION COMPONENTS



## WIDE BUSHING / STRAIGHT BEAM MODEL

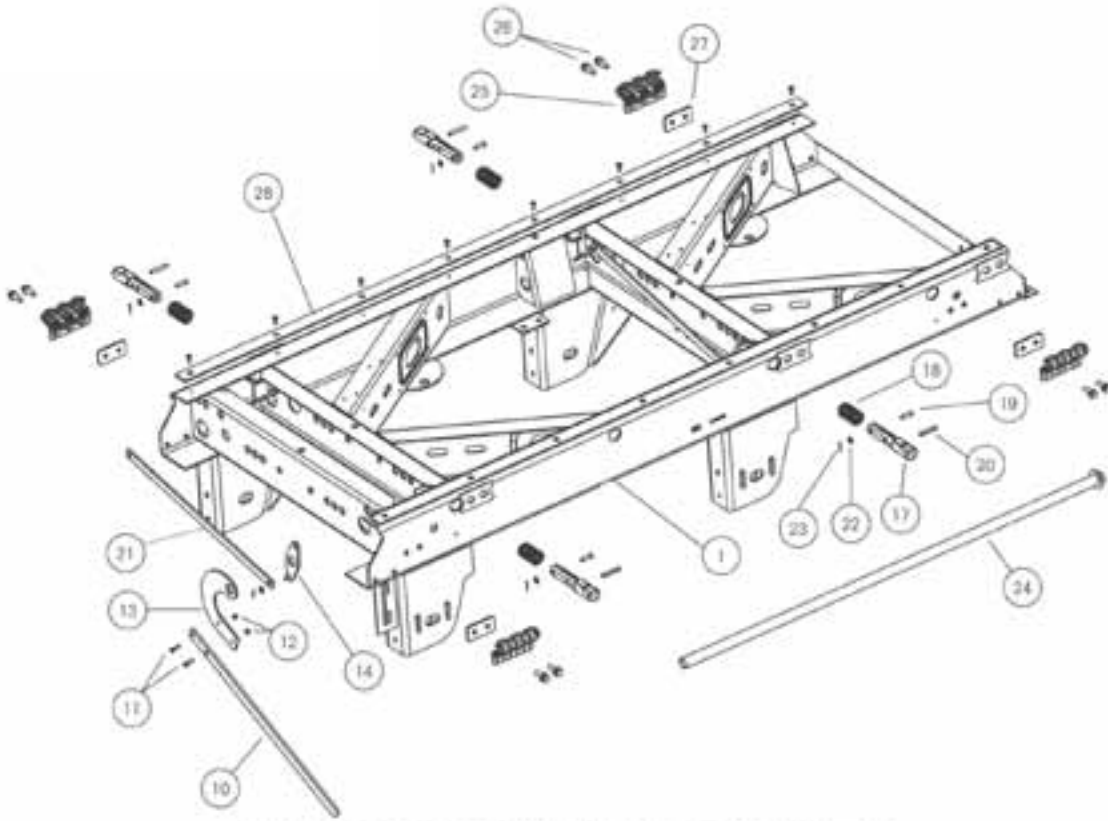


## HKA200 SUSPENSION COMPONENTS

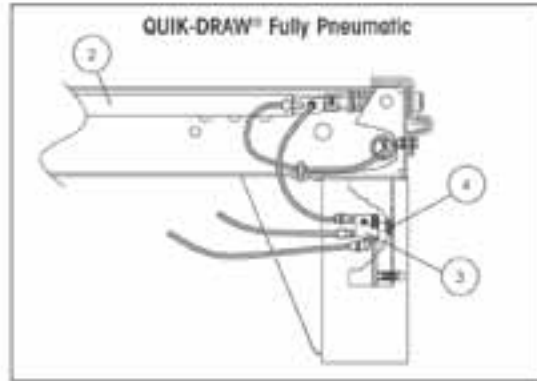
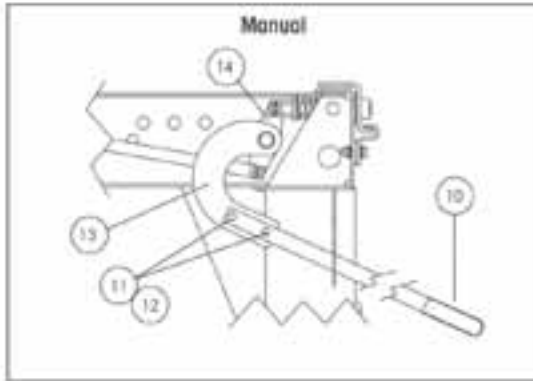
**HENDRICKSON HKANT46K/HKAT46K/HKA200**

Item	Part Number	Description
29	HTRAAX.###	AXLE/BEAM WELDMENT, NARROW BUSHING (CONTACT HENDRICKSON)
29A	HTRAAX.###	AXLE/BEAM WELDMENT, WIDE BUSHING (CONTACT HENDRICKSON)
30	S-28531-1L	FRAME BRACKET, R/S NARROW 14" & 15" RIDE HEIGHT
	S-28531-1R	FRAME BRACKET, C/S NARROW 14" & 15" RIDE HEIGHT
	S-29802-1L	FRAME BRACKET, R/S NARROW 15.5" THRU 17" RIDE HEIGHT
	S-29802-1R	FRAME BRACKET, C/S NARROW 15.5" THRU 17" RIDE HEIGHT
	S-28531-3L	FRAME BRACKET, R/S NARROW 17.5" THRU 19" RIDE HEIGHT
	S-28531-3R	FRAME BRACKET, C/S NARROW 17.5" THRU 19" RIDE HEIGHT
30A	D-21807-1	FRAME BRACKET, R/S WIDE 14" & 15" RIDE HEIGHT
	D-21807-2	FRAME BRACKET, C/S WIDE 14" & 15" RIDE HEIGHT
	D-21808-1	FRAME BRACKET, R/S WIDE 16" & 17" RIDE HEIGHT
	D-21808-2	FRAME BRACKET, C/S WIDE 16" & 17" RIDE HEIGHT
	D-21809-1	FRAME BRACKET, R/S WIDE 18" & 19" RIDE HEIGHT
	D-21809-2	FRAME BRACKET, C/S WIDE 18" & 19" RIDE HEIGHT
31	S-21800	AIR SPRING, BELOW 16" RIDE HEIGHT
	S-22948	AIR SPRING, 16" RIDE HEIGHT & ABOVE
32	S-22619/2	AIR SPRING MOUNT KIT, 14" THRU 18" RIDE HEIGHT, BOLT-ON PEDESTAL
		AIR SPRING MOUNT KIT, 16" RIDE HEIGHT, 2" WELD-ON PEDESTAL
	S-22630/2	AIR SPRING MOUNT KIT, 19" RIDE HEIGHT, BOLT-ON PEDESTAL
		AIR SPRING MOUNT KIT, 17" RIDE HEIGHT, 2" WELD-ON PEDESTAL
	S-22635/2	AIR SPRING MOUNT KIT, 14" & 16.5" RIDE HEIGHT, 2" WELD-ON PEDESTAL
	S-22631/2	AIR SPRING MOUNT KIT, 15" & 18" RIDE HEIGHT, 2" WELD-ON PEDESTAL
	S-22632/2	AIR SPRING MOUNT KIT, 19" RIDE HEIGHT, 2" WELD-ON PEDESTAL
33	B-22510-1	AIR SPRING SPACER, 19" RIDE HEIGHT, BOLT-ON PEDESTAL
		AIR SPRING SPACER, 17" RIDE HEIGHT, 2" WELD-ON PEDESTAL
	B-22510-4	AIR SPRING SPACER, 14" & 16.5" RIDE HEIGHT, 2" WELD-ON PEDESTAL
	B-22510-2	AIR SPRING SPACER, 15" & 18" RIDE HEIGHT, 2" WELD-ON PEDESTAL
	B-22510-3	AIR SPRING SPACER, 19" RIDE HEIGHT, 2" WELD-ON PEDESTAL
34	S-27042	AIR SPRING MOUNTING PLATE, 15.5" RIDE HEIGHT
35	S-27447-1	AIR SPRING PEDESTAL KIT, 16" RIDE HEIGHT 2" PEDESTAL
	S-27447-2	AIR SPRING PEDESTAL KIT, 16.5" RIDE HEIGHT 2.57" PEDESTAL
	S-27447-3	AIR SPRING PEDESTAL KIT, 14" & 17" RIDE HEIGHT 3.17" PEDESTAL
	S-27447-4	AIR SPRING PEDESTAL KIT, 15", 15.5", 18" & 19" RH 3.91" PEDESTAL
36	S-23566	SHOCK ABSORBER
37	S-24049/2	SHOCK BOLT KIT
38	S-27196	SHOCK SPACER
39	C-23086-1	SHOCK STRAP KIT (NOT SHOWN)
40	S-26321	TRI-FUNCTIONAL PIVOT BUSHING KIT, NARROW BUSHING (INCLUDES #41)
40A	S-24691	TRI-FUNCTIONAL PIVOT BUSHING KIT, WIDE BUSHING (INCLUDES #41A)
41	S-24705	QUIK-ALIGN PIVOT BOLT KIT, NARROW BUSHING
41A	S-24679	QUIK-ALIGN PIVOT BOLT KIT, WIDE BUSHING
42A	S-20924	QUIK-ALIGN ALIGNMENT COLLAR, CONCENTRIC (INNER)
42B	S-20925	QUIK-ALIGN ALIGNMENT COLLAR, ECCENTRIC (OUTER)
43	S-26807	BUSHING TUBE SPACER, NARROW BUSHING
43A	S-21099	BUSHING TUBE SPACER, WIDE BUSHING

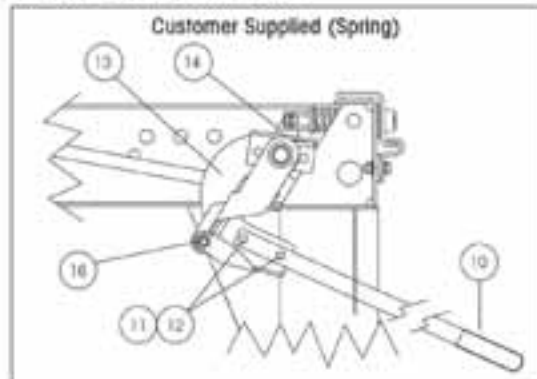
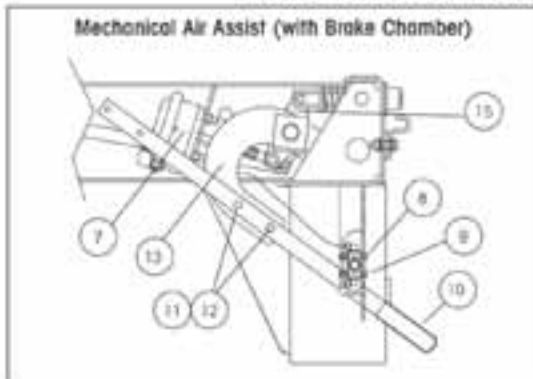
## HKA250 SLIDER COMPONENTS



**CURRENT PRODUCTION PIN-PULL RELEASE MECHANISMS**



**NO LONGER AVAILABLE ON PRODUCTION MODELS OR BOX REPLACEMENTS  
PARTS FOR THESE MECHANISMS ARE STILL AVAILABLE**

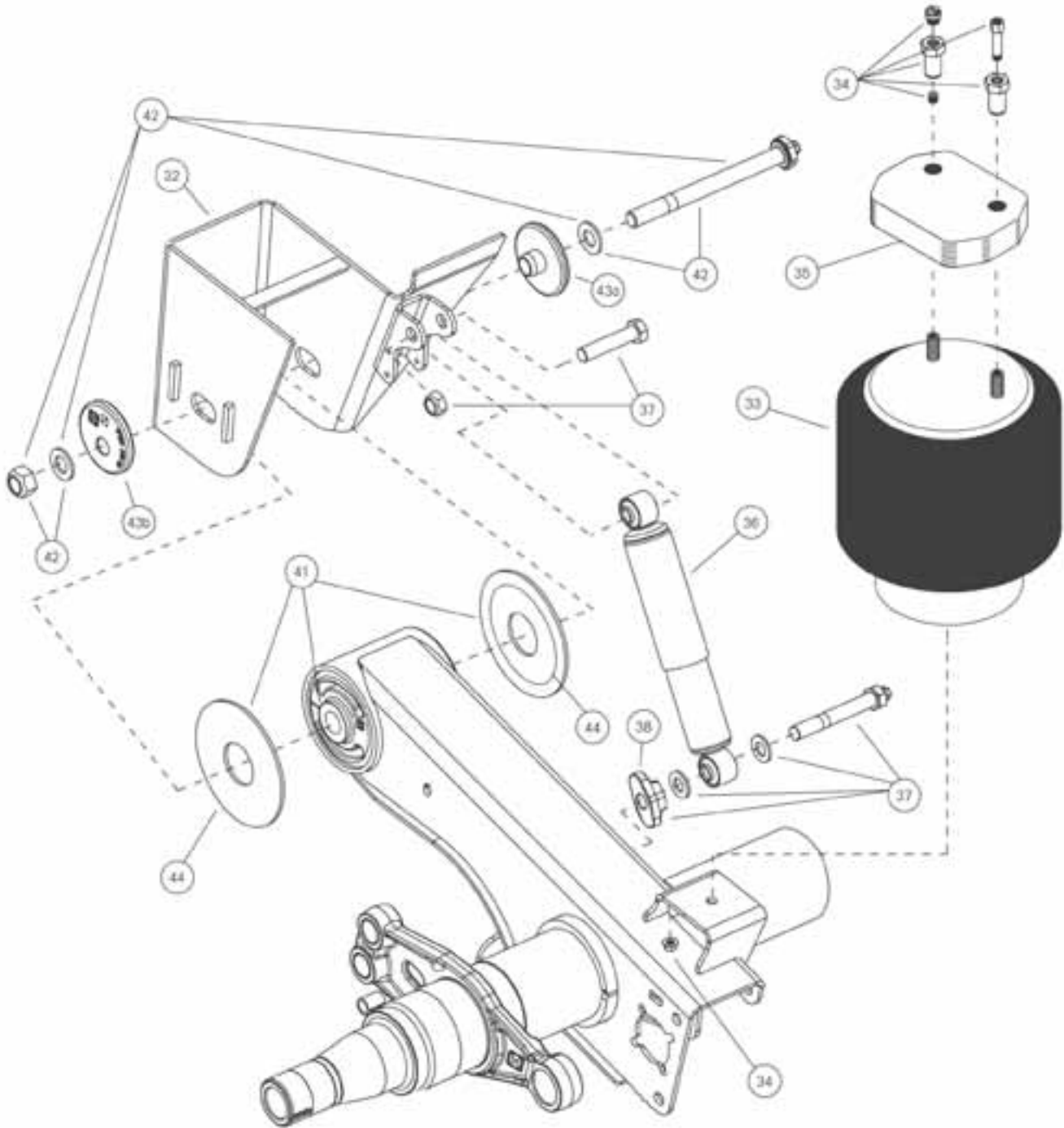


## HKA250 SLIDER COMPONENTS

Item	Part Number	Description
1	AMBOX.###	AFTERMARKET BOX REPLACEMENT (CONTACT HENDRICKSON)
2	S-28061-1	LINEAR ACTUATOR W/FITTINGS, 42" BOX, FRONT
	S-28062-1	LINEAR ACTUATOR W/FITTINGS, 42" BOX, REAR
	S-28061-2	LINEAR ACTUATOR W/FITTINGS, 48" BOX, FRONT
	S-28062-2	LINEAR ACTUATOR W/FITTINGS, 48" BOX, REAR
3	VS-25223	QUIK-DRAW VALVE 3 WAY AUTO RESET (NO FITTINGS)
	VS-25224	QUIK-DRAW VALVE 3 WAY AUTO RESET (W/ FITTINGS)
4	VS-25849	QUIK-DRAW VALVE KNOB WITH SET SCREW
5	B-25284	QUIK-DRAW VALVE SPACER (NOT SHOWN)
6	D-25430-2	QUIK-DRAW RETROFIT KIT (NOT SHOWN)
	D-25430-8	QUIK-DRAW RETROFIT KIT (NOT SHOWN)
7	A-23039	BRAKE CHAMBER, MECHANICAL AIR ASSIST
8	VS-23224	AIR VALVE, MECHANICAL AIR ASSIST
9	A-22977	VALVE CAP
10	S-25592	HANDLE W/GRIP, MANUAL & CUSTOMER SUPPLIED SPRING MECHANISM
	B-22923	HANDLE, MECHANICAL AIR ASSIST
11	SA-1100-10	HEX HEAD BOLT, 3/8"-16 X 1 1/4" GR5
12	SA-9000-5	LOCK NUT, 3/8"-16 GRADE B
13	C-21275	HANDLE MOUNT, MANUAL
	C-23530	HANDLE MOUNT, CUSTOMER SUPPLIED SPRING MECHANISM
	C-23231	HANDLE MOUNT, MECHANICAL AIR ASSIST
14	B-23149	CRANK ARM WELDMENT, MANUAL & CUST. SUPPLIED SPRING MECH.
	B-23149	CRANK ARM WELDMENT, MECHANICAL AIR ASSIST
15	B-23025	CRANK ARM PLATE, MECHANICAL AIR ASSIST ( NOT SHOWN)
16	A-22041	CRANK ARM BOLT KIT, CUSTOMER SUPPLIED SPRING MECHANISM
17	S-28290	LOCKING PIN, 1.375" DIAMETER
	S-28289	LOCKING PIN, 1.625" DIAMETER
18	B-28930	COMPRESSION SPRING, MANUAL 42" & 48" BOX, QUIK-DRAW 48" BOX, MECHANICAL AIR ASSIST 42" & 48" BOX
	B-22000	COMPRESSION SPRING, QUIK-DRAW 42" BOX, CUSTOMER SUPPLIED SPRING MECHANISM 42" & 48" BOX
19	SA-5200-6	CLEVIS PIN, 3/8" X 1 3/8"
20	SA-8100-4	ROLL PIN, 3/8" X 2 1/2"
21	S-23150-1	LOCKING PIN LINK, 42" BOX
	S-23150-2	LOCKING PIN LINK, 48" BOX
22	SA-1500-2	FLAT WASHER, 3/8" I.D.
23	A-29557	COTTER PIN, 3/32" X 1"
24	S-21433	PIPE WELDMENT, MANUAL & MECHANICAL AIR ASSIST
	S-21433-1	PIPE WELDMENT, CUSTOMER SUPPLIED SPRING MECHANISM
25	S-24459	BODY RAIL CLIP, 3.4" HIGH
	S-24460	BODY RAIL CLIP, 3.8" HIGH
26	SA-6900-2	BODY RAIL CLIP BOLT, 1/2"-13 X 1 1/2" FLANGED
27	A-22367	BODY RAIL CLIP SPACER, 2" HOLE CENTERS
28	S-14342-3	SLIDER WEAR PAD KIT, (1 PAD W/ 8 SCREWS)
29	S-27316-1	K-BRACE REINFORCEMENT KIT, 16" RIDE HEIGHT (NOT SHOWN)
30	S-27316-2	K-BRACE REINFORCEMENT KIT, ALL OTHER RIDE HEIGHTS (NOT SHOWN)



### HKA250 SUSPENSION COMPONENTS

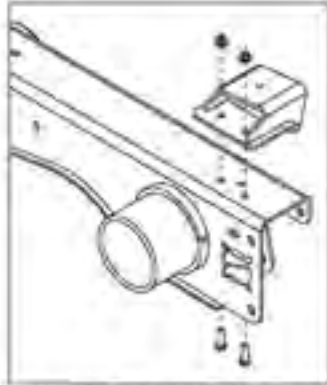


## HKA250 SUSPENSION COMPONENTS

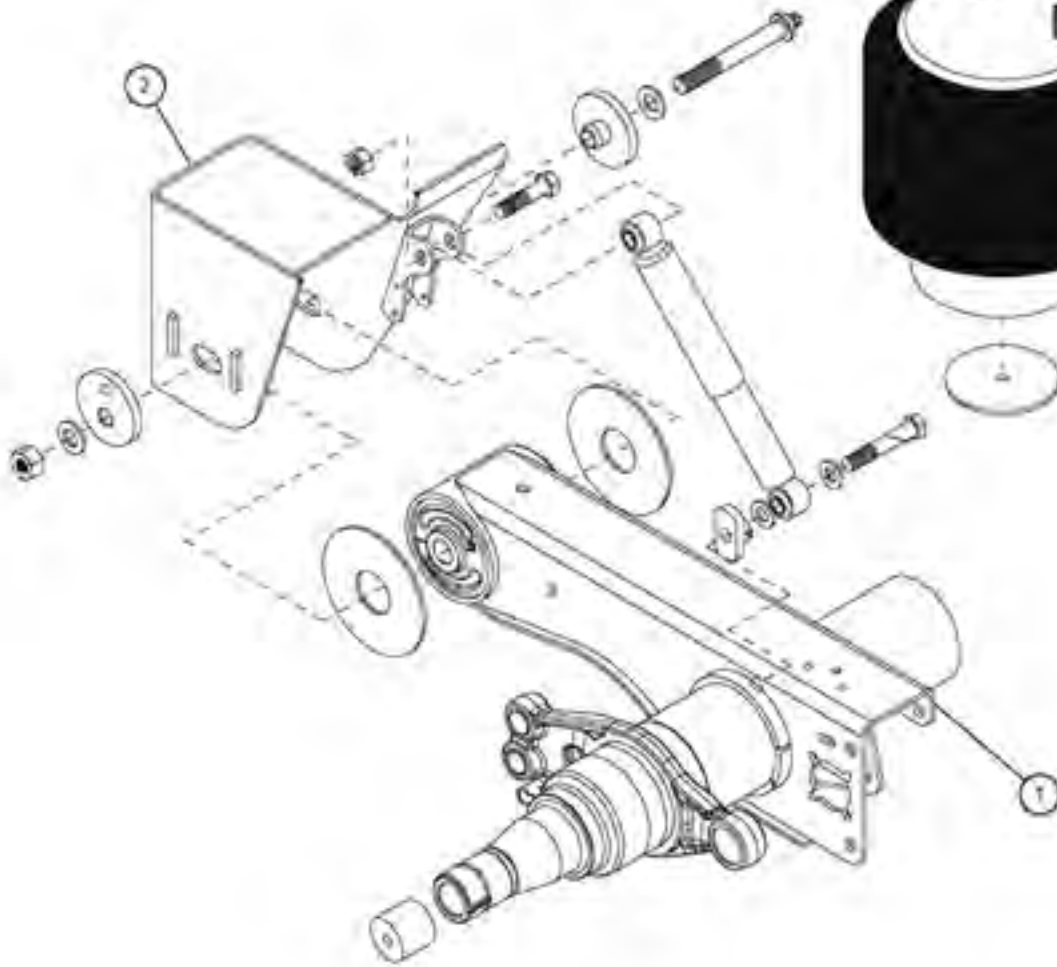
**HENDRICKSON HKAT50K/HKA250**

Item	Part Number	Description
31	HTRAAX.###	AXLE/BEAM WELDMENT (CONTACT HENDRICKSON)
32	D-21807-1	FRAME BRACKET, R/S 14" & 15" RIDE HEIGHT
	D-21807-2	FRAME BRACKET, C/S 14" & 15" RIDE HEIGHT
	D-21808-1	FRAME BRACKET, R/S 16" & 17" RIDE HEIGHT
	D-21808-2	FRAME BRACKET, C/S 16" & 17" RIDE HEIGHT
	D-21809-1	FRAME BRACKET, R/S 18" & 19" RIDE HEIGHT
	D-21809-2	FRAME BRACKET, C/S 18" & 19" RIDE HEIGHT
33	S-21784	AIR SPRING, 14" & 15" RIDE HEIGHT
	S-24443	AIR SPRING, 16" THRU 19" RIDE HEIGHT
34	S-22635/2	AIR SPRING MOUNT KIT, 14" & 16.5" RIDE HEIGHT
	S-22619/2	AIR SPRING MOUNT KIT, 16" RIDE HEIGHT
	S-22631/2	AIR SPRING MOUNT KIT, 15" & 18" RIDE HEIGHT
	S-22630/2	AIR SPRING MOUNT KIT, 17" RIDE HEIGHT
	S-22632/2	AIR SPRING MOUNT KIT, 19" RIDE HEIGHT
35	B-22510-4	AIR SPRING SPACER, 3/4", 14" & 16.5" RIDE HEIGHT
	B-22510-2	AIR SPRING SPACER, 1 7/8", 15" & 18" RIDE HEIGHT
	B-22510-1	AIR SPRING SPACER, 1 1/8", 17" & 19" RIDE HEIGHT
	B-22510-3	AIR SPRING SPACER, 3 1/8", 19" RIDE HEIGHT
36	S-24023	SHOCK ABSORBER
37	S-24049/2	SHOCK BOLT KIT
38	B-27196	SHOCK SPACER
39	C-24041-1	SHOCK STRAP (NOT SHOWN)
40	C-23086-1	SHOCK STRAP KIT (NOT SHOWN)
41	S-24691	TRI-FUNCTIONAL PIVOT BUSHING KIT (INCLUDES #42)
42	S-24679	PIVOT BOLT KIT
43A	S-20924	ALIGNMENT COLLAR, QUIK-DRAW, CONCENTRIC
43B	S-20925	ALIGNMENT COLLAR, QUIK-DRAW, ECCENTRIC
44	S-21099	BUSHING TUBE SPACER

## AAT23K/AAT25K SUSPENSION COMPONENTS



Pedestal Components Detail  
(Call Hendrickson for assistance)

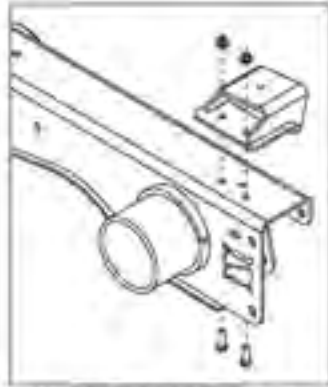


## AAT23K/AA25K SUSPENSION COMPONENTS

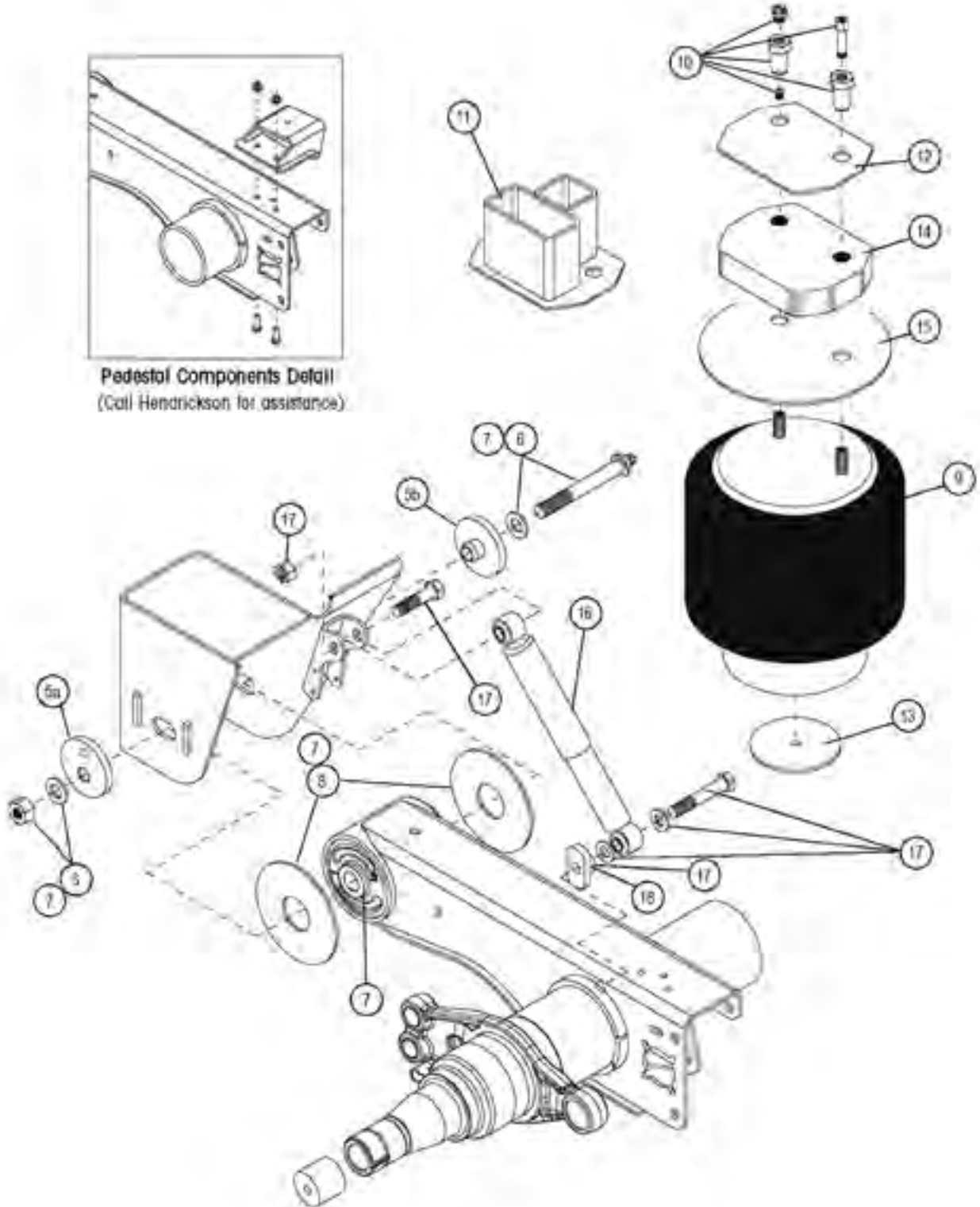
**HENDRICKSON AAT23K/AA25K**

Item	Part Number	Type	Description	
1	HTRAAX.###	AXLE BEAM	WELDMNT (CONTACT HENDRICKSON)	
	S-21028-1	R/S	FRAME BRACKET, 8" WINGED, WELD-ON, STANDARD TOP PLATE, 13.5", 14" & 15" RIDE HEIGHTS	
	S-21028-2	C/S		
	S-21028-3	R/S	FRAME BRACKET, 8" WINGED, WELD-ON, WELD-ON TOP PLATE, 13.5", 14" & 15" RIDE HEIGHTS	
	S-21028-4	C/S		
	S-21626-1	R/S	FRAME BRACKET, 8" WINGED, WELD-ON, HIGH CONTROL, 13.5", 14" & 15" RIDE HEIGHTS	
	S-21626-2	C/S		
	S-21082-1	R/S	FRAME BRACKET, 10" WINGED, WELD-ON, STANDARD TOP PLATE, 16" & 17" RIDE HEIGHTS	
	S-21082-2	C/S		
	S-21082-3	R/S	FRAME BRACKET, 10" WINGED, WELD-ON, WELD-ON TOP PLATE, 16" & 17" RIDE HEIGHTS	
	S-21082-4	C/S		
	S-22872-1	R/S	FRAME BRACKET, 12" WINGED, WELD-ON, HIGH CONTROL, 16" & 17" RIDE HEIGHTS	
	S-22872-2	C/S		
	S-21083-1	R/S	FRAME BRACKET, 12" WINGED, WELD-ON, STANDARD TOP PLATE, 18" & 19" RIDE HEIGHTS	
	S-21083-2	C/S		
	S-21905-1	R/S	FRAME BRACKET, 8" WINGLESS, WELD-ON, 13.5", 14" & 15" RIDE HEIGHTS	
	S-21905-2	C/S		
	S-23000-1	R/S	FRAME BRACKET, 8" WINGLESS, WELD-ON, HIGH CONTROL, 13.5", 14" & 15" RIDE HEIGHTS	
	S-23000-2	C/S		
	S-21906-1	R/S	FRAME BRACKET, 10" WINGLESS, WELD-ON, 16" & 17" RIDE HEIGHTS	
	S-21906-2	C/S		
	S-24851-1	R/S	FRAME BRACKET, 10" WINGLESS, WELD-ON, HIGH CONTROL, 16" & 17" RIDE HEIGHTS	
	S-24851-2	C/S		
	2	S-22770-1	R/S	FRAME BRACKET, 12" WINGLESS, WELD-ON, 18" & 19" RIDE HEIGHTS
		S-22770-2	C/S	
		S-28135-1	R/S	FRAME BRACKET, 11" WINGED, BOLT-ON, 1/2" BOLT, 12" RIDE HEIGHT
		S-28135-2	C/S	
S-30960-1L		R/S	FRAME BRACKET, 8" WINGED, BOLT-ON, 1/2" BOLT, 13.5", 14" & 15" RIDE HEIGHTS	
S-30960-1R		C/S		
S-30960-2L		R/S	FRAME BRACKET, 10" WINGED, BOLT-ON, 1/2" BOLT, 16" & 17" RIDE HEIGHTS	
S-30960-2R		C/S		
S-30961-2L		R/S	FRAME BRACKET, 12" WINGED, BOLT-ON, 1/2" BOLT, 18" & 19" RIDE HEIGHTS	
S-30961-2R		C/S		
S-30960-3L		R/S	FRAME BRACKET, 10" WINGED, BOLT-ON, 1/2" BOLT 13.5", 14" & 15" RIDE HEIGHTS	
S-30960-3R		C/S		
D-23840-1		R/S	FRAME BRACKET, 12" WINGED, BOLT-ON, 1/2" BOLT, 16" & 17" RIDE HEIGHTS	
D-23840-2		C/S		
S-30960-4L		R/S	FRAME BRACKET, 8" WINGED, BOLT-ON, 5/8" BOLT, 13.5", 14" & 15" RIDE HEIGHTS	
S-30960-4R		C/S		
S-30960-5L		R/S	FRAME BRACKET, 10" WINGED, BOLT-ON, 5/8" BOLT, 16" & 17" RIDE HEIGHTS	
S-30960-5R		C/S		
S-30961-4L		R/S	FRAME BRACKET, 12" WINGED, BOLT-ON, 5/8" BOLT, 18" & 19" RIDE HEIGHTS	
S-30961-4R		C/S		
S-30960-6L		R/S	FRAME BRACKET, 10" WINGED, BOLT-ON, HIGH CONTROL, 5/8" BOLT, 13.5", 14" & 15" RIDE HEIGHTS	
S-30960-6R		C/S		
S-26978-2L		R/S	FRAME BRACKET, 12" WINGED, BOLT-ON, HIGH CONTROL, 5/8" BOLT, 16" & 17" RIDE HEIGHTS	
S-26978-2R		C/S		

## AAT23K/AAT25K SUSPENSION COMPONENTS



Pedestal Components Detail  
(Call Hendrickson for assistance)

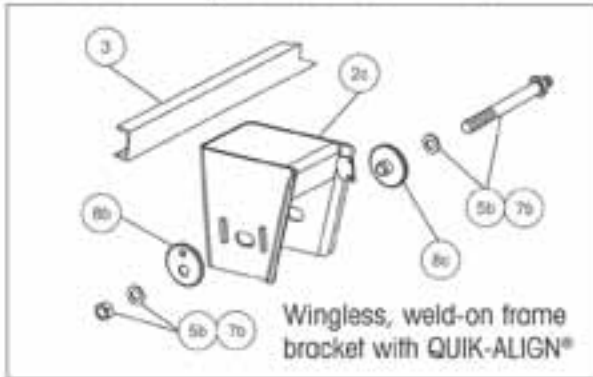


## AAT23K/AAT25K SUSPENSION COMPONENTS

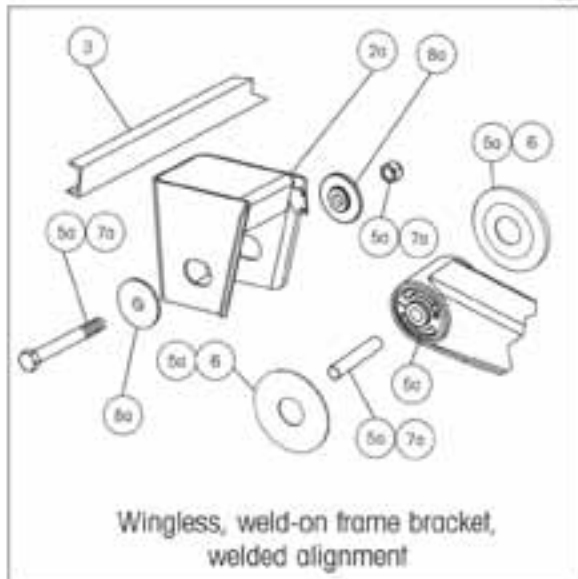
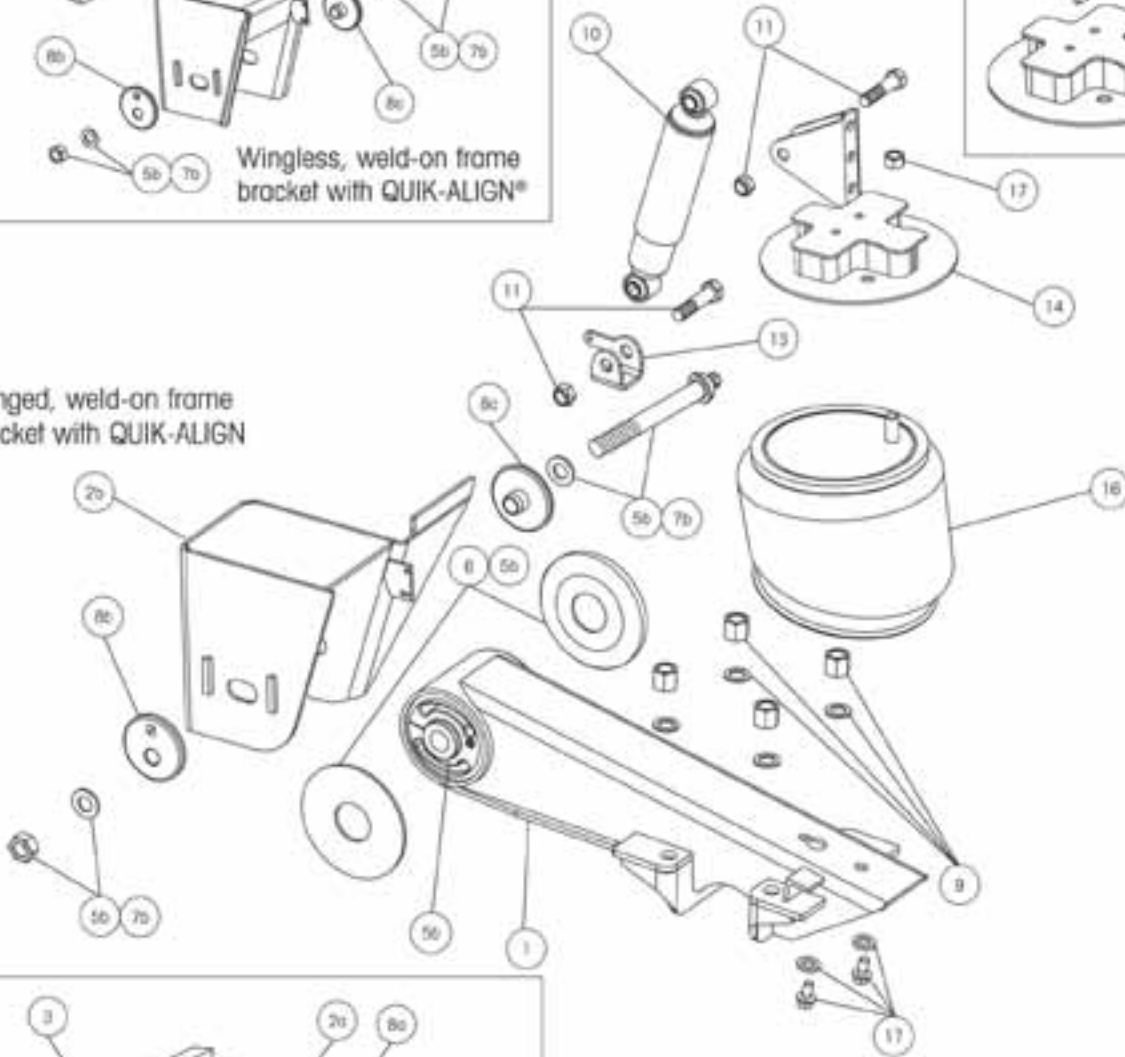
Item	Part Number	Description
3	A-1631-19	FRAME BRACKET CHANNEL, 71.5" TO 77.5" AXLE TRACK (NOT SHOWN)
	A-1621-35	FRAME BRACKET CHANNEL, 83.5" TO 85" AXLE TRACK (NOT SHOWN)
4	S-27330	FRAME BRACKET GUSSET (NOT SHOWN)
5a	S-20925	ALIGNMENT COLLAR, ECCENTRIC QUIK-ALIGN
5b	S-20924	ALIGNMENT COLLAR, CONCENTRIC QUIK-ALIGN
6	S-24679	PIVOT BOLT KIT
7	S-24691	PIVOT BUSHING KIT, QUIK-ALIGN (INCLUDES #6 & #8)
	S-28654	PIVOT BUSHING KIT W/ALIGNMENT COLLARS (INCLUDES #6 & #8)
8	S-21099	BUSHING TUBE SPACERS
9	S-21800	AIR SPRING, AAT23K 13.5" TO 19" RIDE HEIGHTS
	S-26773	AIR SPRING, AAT23K 12" & 13" RIDE HEIGHTS
	S-21784	AIR SPRING, AAT25K 13.5" TO 19" RIDE HEIGHTS
	S-27341	AIR SPRING, AAT30K
10	S-4903/2	AIR SPRING MOUNT KIT, 12" RIDE HEIGHT
	S-22619/2	AIR SPRING MOUNT KIT, 13.5", 14", 18" & 19" RIDE HEIGHTS
	S-22630/2	AIR SPRING MOUNT KIT, 15" RIDE HEIGHT
	S-22631/2	AIR SPRING MOUNT KIT, 16" RIDE HEIGHT
	S-22632/2	AIR SPRING MOUNT KIT, 17" RIDE HEIGHT
11	C-22302-2	AIR SPRING SPACER, STEEL, 1 5/16" THICK, AAT23K & 25K
	C-22302-3	AIR SPRING SPACER, STEEL, 2 1/16" THICK, AAT23K & 25K
	C-22302-4	AIR SPRING SPACER, STEEL, 3 5/16" THICK, AAT23K & 25K
	C-22302-5	AIR SPRING SPACER, STEEL, 4 1/16" THICK, AAT23K & 25K
	C-22302-6	AIR SPRING SPACER, STEEL, 5 5/16" THICK, AAT23K & 25K
	D-27049-9	AIR SPRING SPACER, STEEL, 1 5/16" THICK, AAT30K
	D-27049-10	AIR SPRING SPACER, STEEL, 2 1/16" THICK, AAT30K
	D-27049-8	AIR SPRING SPACER, STEEL, 3 5/16" THICK, AAT30K
	D-27049-10	AIR SPRING SPACER, STEEL, 4 1/16" THICK, AAT30K
	D-27049-2	AIR SPRING SPACER, STEEL, 5 5/16" THICK, AAT30K
12	S-20905	AIR SPRING MOUNT PLATE, WELD-ON, 13.5" TO 19" RIDE HEIGHTS
	S-23294	AIR SPRING MOUNT PLATE, WELD-ON, AAT30K, 13.5" & 14" RIDE HEIGHTS
	B-21145	AIR SPRING MOUNT PLATE, BOLT-ON, 1.5" FROM OUTBOARD SIDE OF SPACER TO CENTER OF FIRST TRAILER FRAME MOUNTING BOLT HOLE, 13" TO 17" RIDE HEIGHTS, STD & LR
	B-22390	AIR SPRING MOUNT PLATE, BOLT-ON, 2.25" FROM OUTBOARD SIDE OF SPACER TO CENTER OF FIRST TRAILER FRAME MOUNTING BOLT HOLE, 13" TO 17" RIDE HEIGHTS, STD & LR
	B-21715	AIR SPRING MOUNT PLATE, BOLT-ON, 1.75" FROM OUTBOARD SIDE OF SPACER TO CENTER OF FIRST TRAILER FRAME MOUNTING BOLT HOLE, 13" TO 17" RIDE HEIGHTS, STD & LR
	B-27264	AIR SPRING MOUNT PLATE, BOLT-ON, 13.5" TO 19" RIDE HEIGHTS, STD & LR
	C-20192	AIR SPRING MOUNT PLATE, BOLT-ON, 12" RIDE HEIGHT
13	S-21786	AIR SPRING BOTTOM DISK
14	B-22510-1	AIR SPRING SPACER, PLASTIC, 1 1/8" THICK
	B-22510-2	AIR SPRING SPACER, PLASTIC, 1 7/8" THICK
	B-22510-3	AIR SPRING SPACER, PLASTIC, 3 1/8" THICK
15	B-23294	AIR SPRING FLEX PLATE, WELD-ON
	B-24813	AIR SPRING FLEX PLATE, BOLT-ON, 14" THRU 17" RH
	B-24812	AIR SPRING FLEX PLATE, PATTERNED BOLT-ON, 14" THRU 17" RH
16	S-23566	SHOCK ABSORBER, STD. DUTY, 23K & 25K
	S-23361	SHOCK ABSORBER, LTD. REBOUND, 23K & 25K
	S-24023	SHOCK ABSORBER, EXT. SERVICE HIGH DAMPING, 30K
17	S-20896/2	SHOCK BOLT KIT, 23K & 25K (BEFORE 8/11/95)
	S-24021	SHOCK BOLT KIT, 23K & 25K (AFTER 8/11/95)
		SHOCK BOLT KIT, 30K (FRONT MOUNTED SHOCK)
	S-20031/2	SHOCK BOLT KIT, 30K (REAR MOUNTED SHOCK)
18	S-27196	SHOCK SPACER

## HT190T SUSPENSION COMPONENTS

Picture shown may not resemble all models.



Winged, weld-on frame bracket with QUIK-ALIGN



## HT190T SUSPENSION COMPONENTS

Item	Part Number	Description
1	S-20000-1	BEAM ASSEMBLY, R/S (INCLUDES #13)
	S-20000-2	BEAM ASSEMBLY, C/S (INCLUDES #13)
2a	S-20064-1	FRAME BRACKET, R/S, WINGLESS, WELD-ON WELDED ALIGNMENT, 14" & 15" RIDE HEIGHT
	S-20064-2	FRAME BRACKET, C/S, WINGLESS, WELD-ON WELDED ALIGNMENT, 14" & 15" RIDE HEIGHT
	S-20065-1	FRAME BRACKET, R/S, WINGLESS, WELD-ON WELDED ALIGNMENT, 16" & 17" RIDE HEIGHT
	S-20065-2	FRAME BRACKET, C/S, WINGLESS, WELD-ON WELDED ALIGNMENT, 16" & 17" RIDE HEIGHT
2b	S-21179-1	FRAME BRACKET, R/S, WINGED, WELD-ON QUIK-ALIGN, 14" & 15" RIDE HEIGHT
	S-21179-2	FRAME BRACKET, C/S, WINGED, WELD-ON QUIK-ALIGN, 14" & 15" RIDE HEIGHT
	S-21165-1	FRAME BRACKET, R/S, WINGED, WELD-ON QUIK-ALIGN, 16" & 17" RIDE HEIGHT
	S-21165-2	FRAME BRACKET, C/S, WINGED, WELD-ON QUIK-ALIGN, 16" & 17" RIDE HEIGHT
2c	S-21590-1	FRAME BRACKET, R/S, WINGLESS, WELD-ON QUIK-ALIGN, 14" & 15" RIDE HEIGHT
	S-21590-2	FRAME BRACKET, C/S, WINGLESS, WELD-ON QUIK-ALIGN, 14" & 15" RIDE HEIGHT
	S-21592-1	FRAME BRACKET, R/S, WINGLESS, WELD-ON QUIK-ALIGN, 16" & 17" RIDE HEIGHT
	S-21592-2	FRAME BRACKET, C/S, WINGLESS, WELD-ON QUIK-ALIGN, 16" & 17" RIDE HEIGHT
3	A-1631-19	FRAME BRACKET C-CHANNEL
4	S-27330	FRAME BRACKET GUSSET (NOT SHOWN)
5a	S-6914	PIVOT BUSHING KIT, WELDED ALIGNMENT (INCLUDES #7A & #6)
5b	S-24691	PIVOT BUSHING KIT, QUIK-ALIGN (INCLUDES #7B & #6)
6	S-21099	BUSHING TUBE SPACER
7a	S-3646	PIVOT BOLT KIT, WELDED ALIGNMENT
7b	S-24679	PIVOT BOLT KIT, QUIK-ALIGN
8A	S-2770	ALIGNMENT COLLAR, WELDED ALIGNMENT
8B	S-20925	ALIGNMENT COLLAR, ECCENTRIC QUIK-ALIGN (OUTER)
8C	S-20924	ALIGNMENT COLLAR, CONCENTRIC QUIK-ALIGN (INNER)

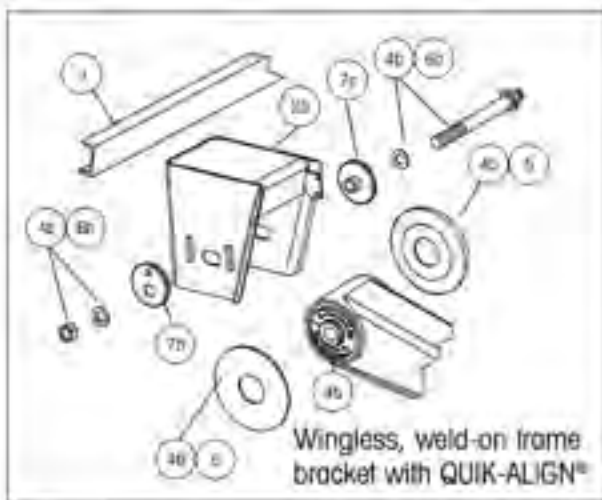
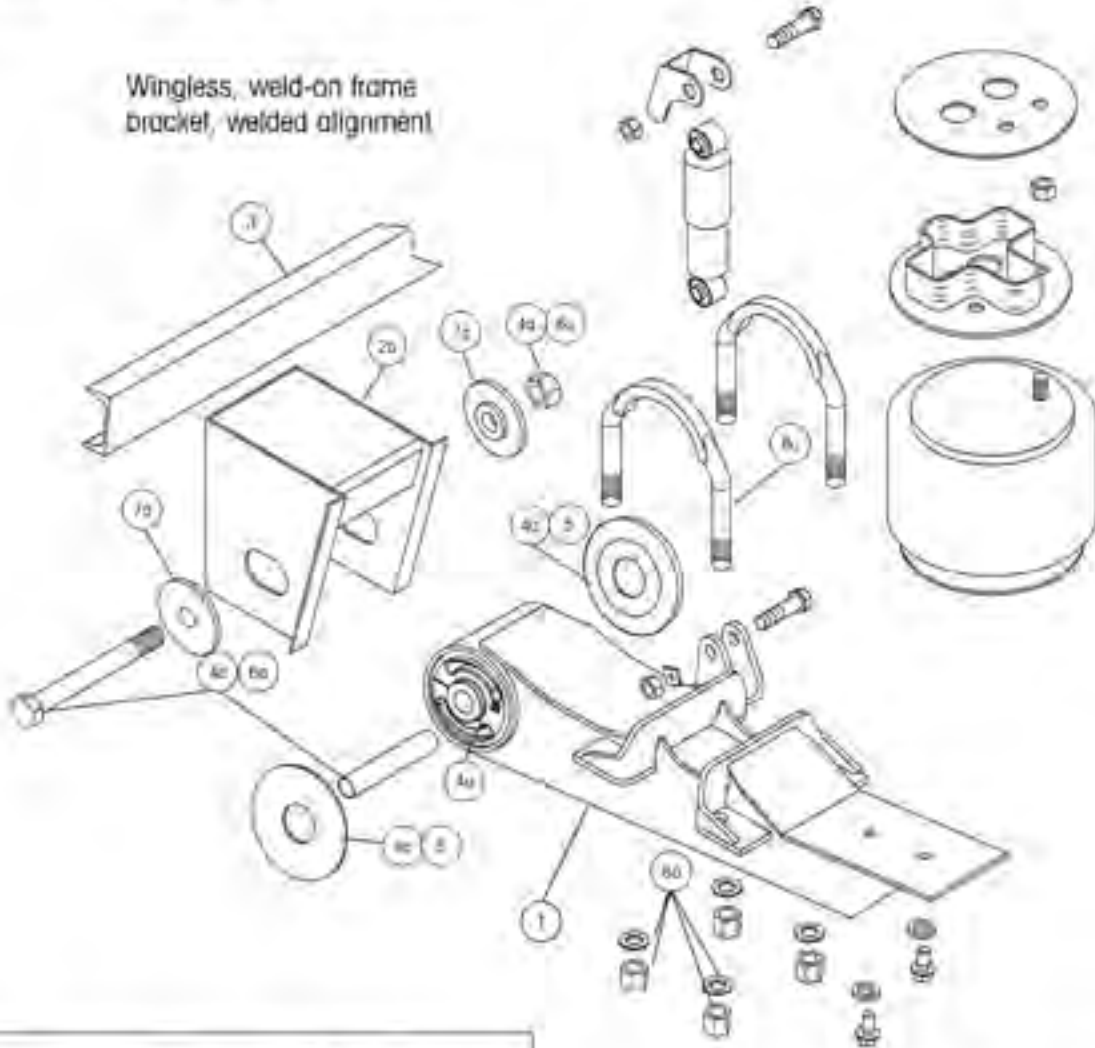
Item	Part Number	Description	
9	S-21140/4	U-BOLT KIT (1 U-BOLT W/ NUTS & WASHERS)	
10	S-20001	SHOCK ABSORBER	
11	S-20031/2	SHOCK BOLT KIT, MODELS HT190T-14-005, T-15-005, T-16-005, T-17-005, TA14-005, TA15-005, TA16-005, TA17-005, TB14-005, TB14-024, TB15-005, TB15-024, TB16-005 & TB17-005	
	S-20218/2	SHOCK BOLT KIT, MODELS HT190T-14-001, T-14-002, T-14-009, T-15-001, T-15-002, T-15-009, T-15-020, T-16-001, T-16-002, T-16-003, T-16-009, T-17-001, T-17-002, T-17-009, TA14-001, TB14-001, TB-15-001, TB15-002 & TB16-001	
12	S-14587-1	SHOCK STRAP KIT (NOT SHOWN)	
13	S-20069	LOWER SHOCK CLEVIS	
14	C-20011-1	AIR SPRING SHOCK MOUNT, R/S, MODELS HT190T-14-005, TA14-005, TB14-005 & TB14-024	
	C-20011-2	AIR SPRING SHOCK MOUNT, C/S, MODELS HT190T-14-005, TA14-005, TB14-005 & TB14-024	
	C-20012-1	AIR SPRING SHOCK MOUNT, R/S, MODELS HT190T-15-005, TA15-005, TB15-005 & TB15-024	
	C-20012-2	AIR SPRING SHOCK MOUNT, C/S, MODELS HT190T-15-005, TA15-005, TB15-005 & TB15-024	
	C-20013-1	AIR SPRING SHOCK MOUNT, R/S, MODELS HT190T-16-003, T-16-005, TA16-005 & TB16-005	
	C-20013-2	AIR SPRING SHOCK MOUNT, C/S, MODELS HT190T-16-003, T-16-005, TA16-005 & TB16-005	
	C-20014-1	AIR SPRING SHOCK MOUNT, R/S, MODELS HT190T-17-005, TA17-005 & TB17-005	
	C-20014-2	AIR SPRING SHOCK MOUNT, C/S, MODELS HT190T-17-005, TA17-005 & TB17-005	
	15	C-20016-1	AIR SPRING SPACER
		C-20016-2	AIR SPRING SPACER ASSEMBLY
C-20016-3		AIR SPRING SPACER ASSEMBLY	
16	S-20223	AIR SPRING	
17	S-20033/2	AIR SPRING MOUNTING KIT	
18	VS-227	UNIVERSAL HEIGHT CONTROL VALVE (NOT SHOWN)	
19	S-14187	UNIVERSAL LINKAGE ASSEMBLY (NOT SHOWN)	
20	VS-23460	AUTO DUMP VALVE (NOT SHOWN)	
21	VS-1128	PRESSURE PROTECTION VALVE (NOT SHOWN)	



## HT190U SUSPENSION COMPONENTS

Picture shown may not resemble all models.

Wingless, weld-on frame  
bracket, welded alignment



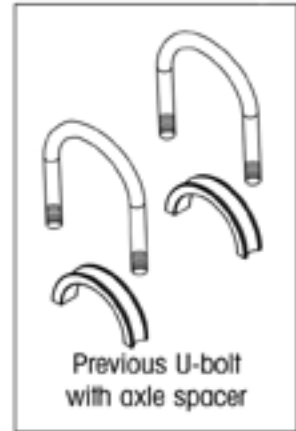
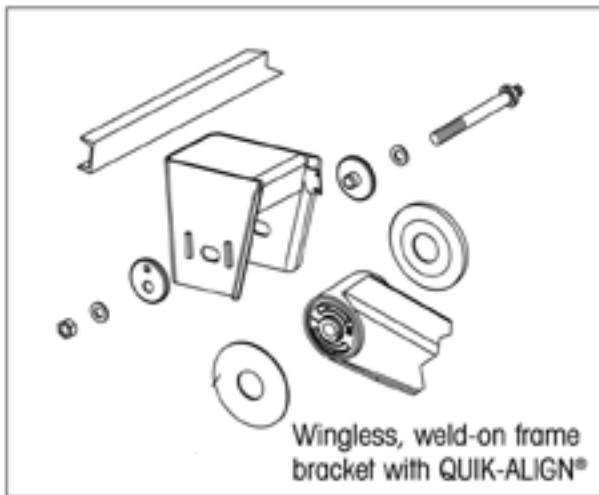
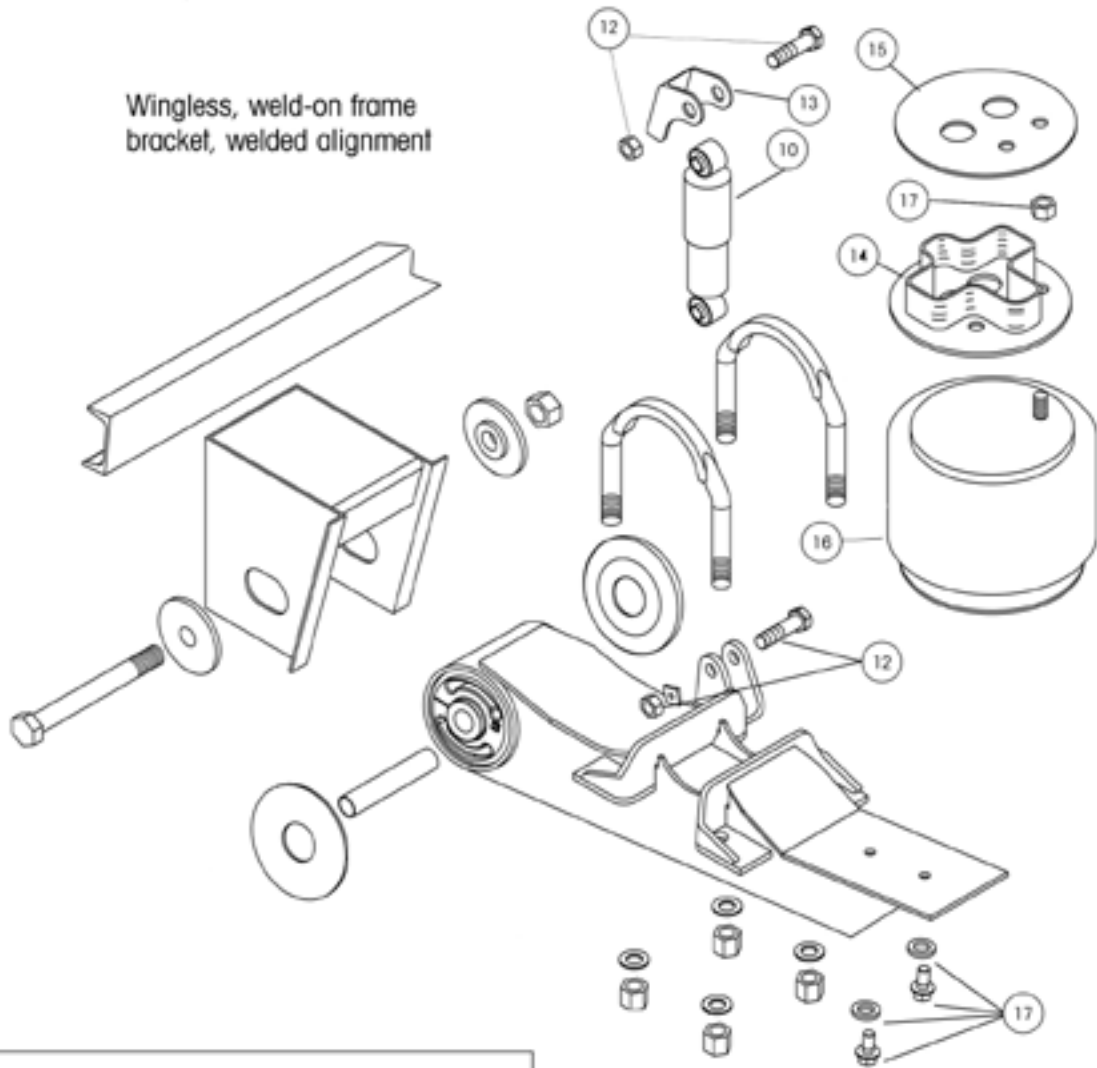
## HT190U SUSPENSION COMPONENTS

Item	Part Number	Description
1	D-20200-1	R/S BEAM ASSEMBLY, MODELS HT190U-6-020, U-7-001, U-7-020, U-7-021, U7-024, U-7.5-001, U-9-001, U-9-003, U-9-020, U-9-022, U-9-024, U-9-030, U-12-001, U-12-030, UB6-020, UB7-001, UB7-020, UB7-021, UB7.5-001, UB-9-001, UB12-001 & UB12-003
	D-20200-2	C/S BEAM ASSEMBLY, MODELS HT190U-6-020, U-7-001, U-7-020, U-7-021, U7-024, U-7.5-001, U-9-001, U-9-003, U-9-020, U-9-022, U-9-024, U-9-030, U-12-001, U-12-030, UB6-020, UB7-001, UB7-020, UB7-021, UB7.5-001, UB-9-001, UB12-001 & UB12-003
	D-20333-1	R/S BEAM ASSEMBLY, MODELS HT190U-6.75-001, U-6.75-002, U-6.75-003 & U-6.75-020
	D-20333-2	C/S BEAM ASSEMBLY, MODELS HT190U-6.75-001, U-6.75-002, U-6.75-003 & U-6.75-020
	D-20663-1	R/S BEAM ASSEMBLY, MODEL HT190U-9-007
	D-20663-2	C/S BEAM ASSEMBLY, MODEL HT190U-9-007
2A	S-20211	FRAME BRACKET, R/S, WINGLESS, WELD-ON, WELDED ALIGNMENT MODELS HT190U-9-001, U-9-003, U-9-007, U-9-020, U-9-022 & U-9-024
	S-20065-2	FRAME BRACKET, C/S, WINGLESS, WELD-ON, WELDED ALIGNMENT MODELS HT190U-9-001, U-9-003, U-9-007, U-9-020, U-9-022 & U-9-024
	S-20216	FRAME BRACKET, R/S, WINGLESS, WELD-ON, WELDED ALIGNMENT MODELS HT190U--6-020, U-7-001, U-7-020, U-7-024, U-7.5-001, U-7.5-020, U-7.5-501 & U-7.5-517
	S-20064-2	FRAME BRACKET, C/S, WINGLESS, WELD-ON, WELDED ALIGNMENT MODELS HT190U--6-020, U-7-001, U-7-020, U-7-024, U-7.5-001, U-7.5-020, U-7.5-501 & U-7.5-517
	C-20222	FRAME BRACKET, R/S & C/S, WINGLESS, WELD-ON, WELDED ALIGNMENT, MODELS HT190U-6.75-001, U-6.75-002, U-6.75-003, U-6.75-020 & U-7-021
	D-15188-1	FRAME BRACKET, R/S, WINGLESS, WELD-ON, WELDED ALIGNMENT MODEL HT190U-12-001
	S-14190-2	FRAME BRACKET, C/S, WINGLESS, WELD-ON, WELDED ALIGNMENT MODEL HT190U-12-001
	S-14959-1	FRAME BRACKET, R/S, WINGLESS, WELD-ON, WELDED ALIGNMENT MODEL HT190U-12-031
	S-14959-2	FRAME BRACKET, C/S, WINGLESS, WELD-ON, WELDED ALIGNMENT MODEL HT190U-12-031
2B	S-22580	FRAME BRACKET, R/S, WINGLESS, WELD-ON, QUIK-ALIGN HT190UB6-020, UB7-001, UB7-020, UB7-021 & UB7.5-001
	S-21590-2	FRAME BRACKET, C/S, WINGLESS, WELD-ON, QUIK-ALIGN HT190UB6-020, UB7-001, UB7-020, UB7-021 & UB7.5-001
	D-22601	FRAME BRACKET, R/S, WINGLESS, WELD-ON, QUIK-ALIGN MODEL HT190UB9-001
	S-21592-2	FRAME BRACKET, C/S, WINGLESS, WELD-ON, QUIK-ALIGN MODEL HT190UB9-001
	D-23265-1	FRAME BRACKET, R/S, WINGLESS, WELD-ON, QUIK-ALIGN MODEL HT190UB12-001 & UB12-003
	S-23461-2	FRAME BRACKET, C/S, WINGLESS, WELD-ON, QUIK-ALIGN MODEL HT190UB12-001 & UB12-003
3	A-1631-19	FRAME BRACKET C-CHANNEL
4A	S-6914	PIVOT BUSHING KIT, WELDED ALIGNMENT (INCLUDES #6A & #5)
4B	S-24691	PIVOT BUSHING KIT, QUIK-ALIGN (INCLUDES #6B & #5)
5	S-21099	BUSHING TUBE SPACER
6A	S-3646	PIVOT BOLT KIT, WELDED ALIGNMENT
6B	S-24679	PIVOT BOLT KIT, QUIK-ALIGN
7A	S-2770	ALIGNMENT COLLAR WELDED ALIGNMENT
7B	S-20925	ALIGNMENT COLLAR, ECCENTRIC, QUIK-ALIGN
7C	S-20924	ALIGNMENT COLLAR, CONCENTRIC, QUIK-ALIGN
8A	S-21140/4	U-BOLT KIT, STANDARD, MODELS HT190U-6.75-001, U-6.75-002, U-6.75-003, U-7-001, U-7-021, U-7-024, U-7.5-001, U-7.5-517, U-9-001, U9-003, U-9-007, U-9-022, U-9-024, U-9-030, U-12-001, U-12-030, U-12-031, UB7-001, UB7.5-001, UB9-001, UB12-001 & UB12-003
8B	S-22894/4	U-BOLT KIT, FLATTENED, MODELS HT190U-6-020, U-6.75-020, U-7-020, U-7.5-020, U-9--020, UB6-020, UB7-020 & UB7-021

## HT190U SUSPENSION COMPONENTS

Picture shown may not resemble all models.

Wingless, weld-on frame  
bracket, welded alignment



## HT190U SUSPENSION COMPONENTS

Item	Part Number	Description
9	S-20701	AXLE SPACER
10	S-20001	SHOCK ABSORBER, HT190U-6-020, U-7-001, U-7-020, U-7-021, U7-024, U-7.5-001, U-7.5-020, U-7.5-501, U-9-001, U-9-003, U-9-007, U-9-020, U-9-024, U-9-030, U-12-001, U-12-030, U-12-031, UB6-020, UB7-001, UB7-020, UB7.5-001, UB9-001, UB12-001 & UB12-003
	S-20002	SHOCK ABSORBER, MODEL U-7.5-517
	S-2212	SHOCK ABSORBER, HT190U-6.75-001, U-6.75-002, U-6.75-003 & U-6.75-020
	S-23649	SHOCK ABSORBER, HT190U-9-022 & UB7-021
11	S-14587-1	SHOCK STRAP KIT (NOT SHOWN)
	S-14587-3	SHOCK STRAP KIT (NOT SHOWN)
	S-23086-5	SHOCK STRAP KIT (NOT SHOWN)
12	S-20218/2	SHOCK BOLT KIT, ALL EXCEPT MODELS HT190U-6.75-001 THRU U-6.75-003 & U-6.75-020
	S-2157/2	SHOCK BOLT KIT, MODEL HT190U-6.75-001 THRU U-6.75-003 & U-6.75-020
13	S-20113	UPPER SHOCK CLEVIS, ALL EXCEPT MODEL HT190U-9-007
	S-2592	UPPER SHOCK CLEVIS, MODEL HT190U-9-007
14	C-20016-1	AIR SPRING SPACER ASSY, MODELS HT190U-7.5-001, U-7.5-020, U-7.5-501, U-7.5-517 & UB7.5-001
	C-20016-2	AIR SPRING SPACER ASSY, MODELS HT190U-9-001, U-9-003, U-9-007, U-9-020, U-9-022, U-9-024 & UB9-001
	C-20016-5	AIR SPRING SPACER ASSY, MODELS HT190U-12-001, U-12-031, UB12-001 & UB12-003
15	B-20035	AIR SPRING PLATE, MODELS HT190U-6-020, U-7-001, U-7-020, U-7-024, UB-6-020, UB7-001, UB7-020 & UB7-021
16	S-20217	AIR SPRING
17	S-20033/2	AIR SPRING MOUNTING KIT
18	D-20221	AIR SPRING CROSSTUBE ASSY, MODEL HT190U-6.75-001 (NOT SHOWN)
	D-21094	AIR SPRING CROSSTUBE ASSY, MODEL HT190U-6.75-002 & U-6.75-020 (NOT SHOWN)
	D-21095	AIR SPRING CROSSTUBE ASSY, MODEL HT190U-6.75-003 (NOT SHOWN)
19	VS-227	UNIVERSAL HEIGHT CONTROL VALVE (NOT SHOWN)
20	S-14187	UNIVERSAL LINKAGE ASSEMBLY (NOT SHOWN)
21	VS-23460	AUTO DUMP VALVE (NOT SHOWN)
22	VS-1128	PRESSURE PROTECTION VALVE (NOT SHOWN)



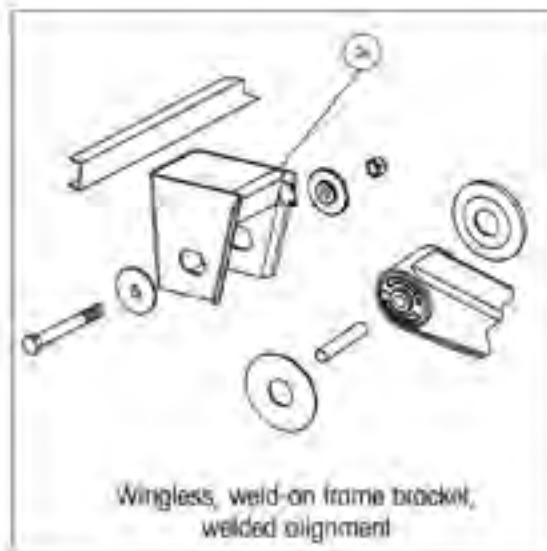
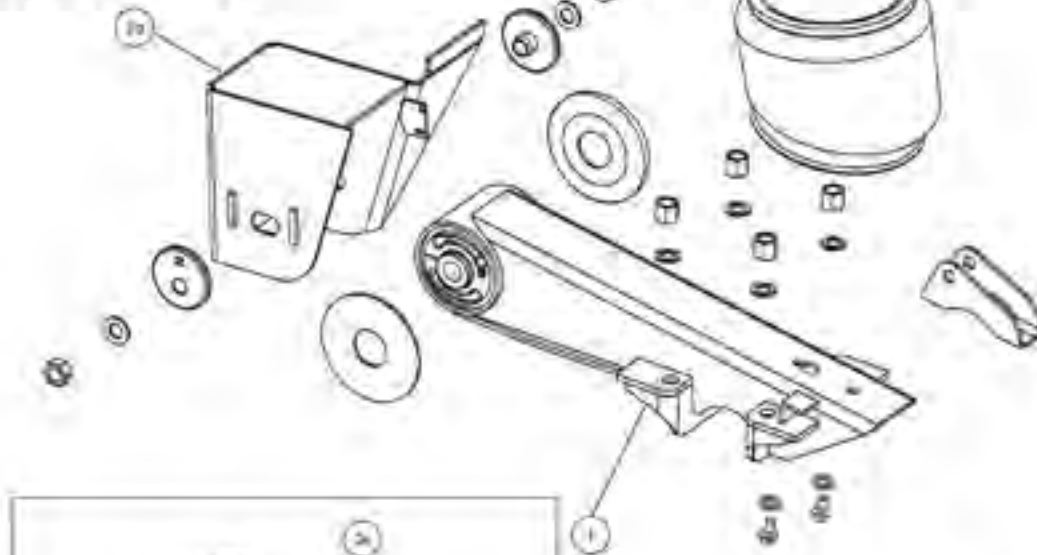
#### HT230T SUSPENSION COMPONENTS

Picture shown may not resemble all models.

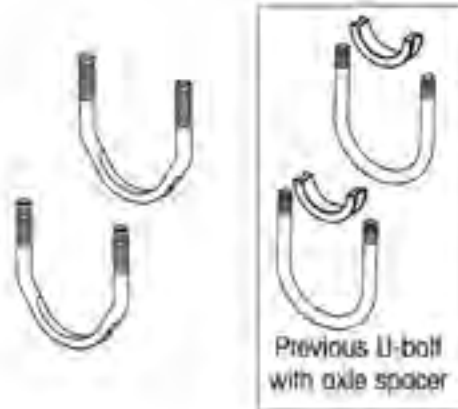


Wingless, weld-on frame bracket with QUIK-ALIGN®

Winged, weld-on frame bracket with QUIK-ALIGN



Wingless, weld-on frame bracket, welded alignment



Previous U-bolt with axle spacer

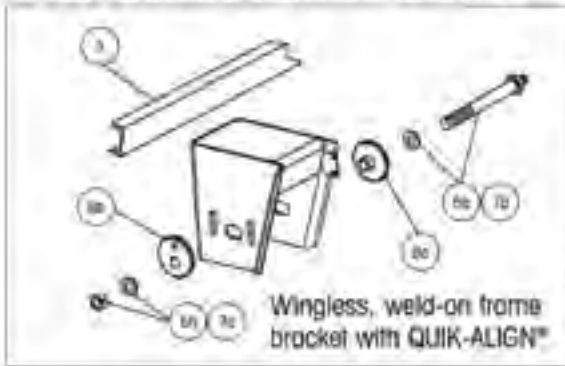
## HT230T SUSPENSION COMPONENTS

Item	Part Number	Type	Description & Models Used On
<b>BEAM ASSEMBLY</b>			
1	S-20000-1	R/S	ALL EXCEPT LISTED BELOW
	S-20000-2	C/S	
	S-21736-1	R/S	HT230TA14-601 & TB14-601
	S-21736-2	C/S	
	S-27614-1	R/S	HT230TA15-522 & TA17-522
	S-27614-2	C/S	
<b>FRAME BRACKET, WINGED, WELD-ON, QUIK-ALIGN</b>			
2a	S-21165-1	R/S	ALL HT230TA W/16" & 17" RIDE HEIGHTS
	S-21165-2	C/S	
	S-21179-1	R/S	ALL HT230TA W/14" & 15" RIDE HEIGHTS EXCEPT HT230TA15-016
	S-21179-2	C/S	
	S-21179-3	R/S	HT230TA15-016
	S-21179-4	C/S	
	S-21193-1	R/S	HT230TA18-051 & TA19-001
	S-21193-2	C/S	
<b>FRAME BRACKET, WINGLESS, WELD-ON, QUIK-ALIGN</b>			
2b	S-21590-1	R/S	HT230TB14-001, TB14-024, TB15-001, TB15-003, TB15-009 & TB15-028
	S-21590-2	C/S	
	S-21592-1	R/S	HT230TB14-033, TB16-001, TB16-004, TB16-024, TB16-026, TB17-001, TB17-003 & TB17-024
	S-21592-2	C/S	
	S-22420-1	R/S	HT230TB15-025
	S-22420-2	C/S	
<b>FRAME BRACKET, WINGED, BOLT-ON, QUIK-ALIGN (NOT SHOWN)</b>			
2c	S-21204-1	R/S	HT230TA14-002, TA15-002 & TA15-004
	S-21204-2	C/S	
	S-21205-1	R/S	HT230TA16-002 & TA17-002
	S-21205-2	C/S	
	S-21332-1	R/S	TA18-052
	S-21332-2	C/S	
<b>FRAME BRACKET, WINGLESS, BOLT-ON, QUIK-ALIGN (NOT SHOWN)</b>			
2d	S-22137-1	R/S	TB14-002
	S-22137-2	C/S	
	S-22138-1	R/S	TB16-002 & TB17-002
	S-22138-2	C/S	
<b>FRAME BRACKET, WINGLESS, WELD-ON, WELDED ALIGN</b>			
2e	S-20047-1	R/S	HT230-14-008, 15-008 & 15-025
	S-20047-2	C/S	
	C-20048-1	R/S	HT230-17-008
	C-20048-2	C/S	
	S-20064-1	R/S	HT230- 14" & 15" RIDE HEIGHTS, EXCEPT HT230-15-016
	S-20064-2	C/S	
	S-20065-1	R/S	HT230- 16" & 17" RIDE HEIGHTS
	S-20065-2	C/S	
	S-20149-1	R/S	HT230-15-016
	S-20149-2	C/S	
	S-14190-1	R/S	HT230-19-001, 19-003 & 19-027
	S-14190-2	C/S	



#### HT230T SUSPENSION COMPONENTS

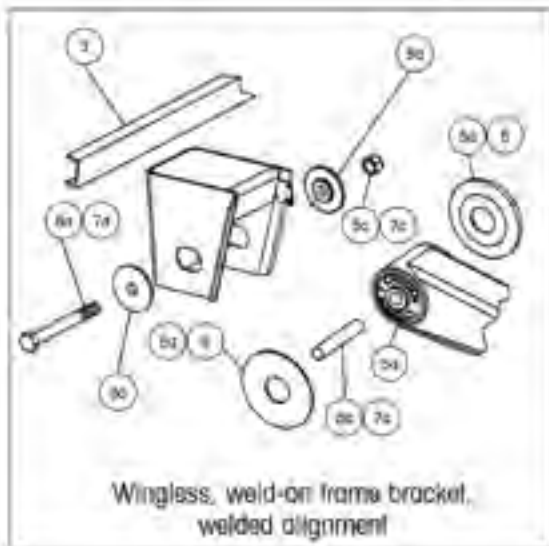
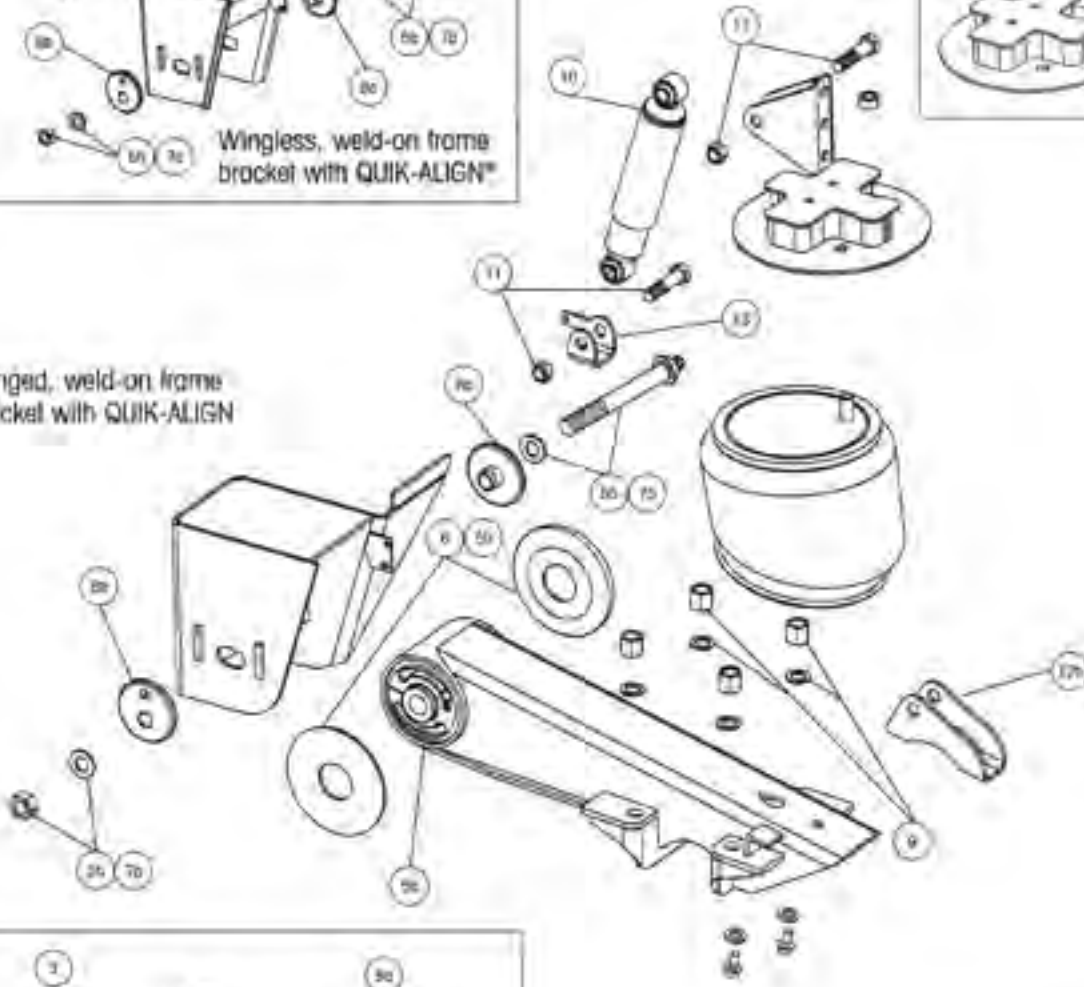
Picture shown may not resemble all models.



Wingless, weld-on frame bracket with QUIK-ALIGN™



Winged, weld-on frame bracket with QUIK-ALIGN



Wingless, weld-on frame bracket, welded alignment



Previous U-bolt with axle spacer

## HT230T SUSPENSION COMPONENTS

Item	Part Number	Type	Description & Models Used On
<b>FRAME BRACKET, WINGLESS, BOLT-ON, WELDED ALIGN (NOT SHOWN)</b>			
2f	S-20007-1	R/S	HT230-14-002, 14-011, 15-002, 15-004, 15-011 & 16-021
	S-20007-2	C/S	
	S-20008-1	R/S	HT230-16-002, 17-002 & 17-004
	S-20008-2	C/S	
	S-20190-1	R/S	HT230-19-004
	S-20190-2	C/S	
3	A-1631-19	FRAME BRACKET C-CHANNEL, ALL W/WINGLESS FRAME BRACKETS & ALL W/WINGED FRAME BRACKETS & 19" RIDE HEIGHT	
5A	S-6914	PIVOT BUSHING KIT, WELDED ALIGNMENT (INCLUDES #7A & #6)	
5B	S-24691	PIVOT BUSHING KIT, QUIK-ALIGN (INCLUDES #7B & #6)	
6	S-21099	BUSHING TUBE SPACER	
7A	S-3646	PIVOT BOLT KIT, WELDED ALIGNMENT	
7B	S-24679	PIVOT BOLT KIT, QUIK-ALIGN	
8A	S-2770	ALIGNMENT COLLAR, WELDED ALIGNMENT	
8B	S-20925	ALIGNMENT COLLAR, ECCENTRIC, QUIK-ALIGN	
8C	S-20924	ALIGNMENT COLLAR, CONCENTRIC, QUIK-ALIGN	
9	S-21140 / 4	U-BOLT KIT (1 U-BOLT W/NUTS & WASHERS)	
<b>SHOCK ABSORBER</b>			
10	S-20002	ALL EXCEPT LISTED BELOW	
	S-2160	HT230-14-007, 14-011, 15-007, 15-011, 15-012, 15-028, TA14-007, TA15-007, TA16-007, TA17-007, TB14-033 & TB15-028	
	S-20126	HT230-14-017, 15-017, 15-517, 17-517, TA15-517, TA15-520, & TA17-517	
	S-2212	HT230-14-020, 14-021, & TA14-021	
	B-22345	HT230TA-020	
	S-21553	HT230TA15-521 & TA17-521	
	S-21699	HT230TA15-522 & TA17-522	
<b>SHOCK BOLT KIT</b>			
11	S-20031 / 2	ALL EXCEPT LISTED BELOW	
	S-20218 / 2	HT230-14-003, 14-004, 15-009, 15-010, 15-020, 16-003, 16-004, 17-010, TA14-003, TA15-009, TA15-010, TA16-003, TB14-003, TB14-601, TB15-009, TB15-010, TB16-003, TB16-004, & TB17-010	
	S-2157 / 2	HT230-14-007, 14-011, 14-020, 14-021, 15-007, 15-011, 15-012, 15-028, 16-021, TA14-007, TA14-020, TA15-007, TA16-007, TA17-007, TB14-033 & TB15-028	
<b>REMOTE SHOCK MOUNT, UPPER ASSEMBLY (NOT SHOWN)</b>			
12a	S-2592	HT230-14-007, 15-007, 15-012, 15-028, TA14-007, TA15-007, TA16-007, TA17-007, TB14-033 & TB15-028	
	S-9002	HT230-14-011 & 15-011	
<b>REMOTE SHOCK MOUNT, LOWER ASSEMBLY</b>			
12b	S-2723	HT230-14-007, 14-011, 15-007, 15-011, 15-012, 15-028, 16-021, TA14-007, TA15-007, TA16-007, TA17-007, TB14-033 & TB15-028	
13	S-20069	LOWER SHOCK CLEVIS, ALL MODELS	





#### HT230T SUSPENSION COMPONENTS

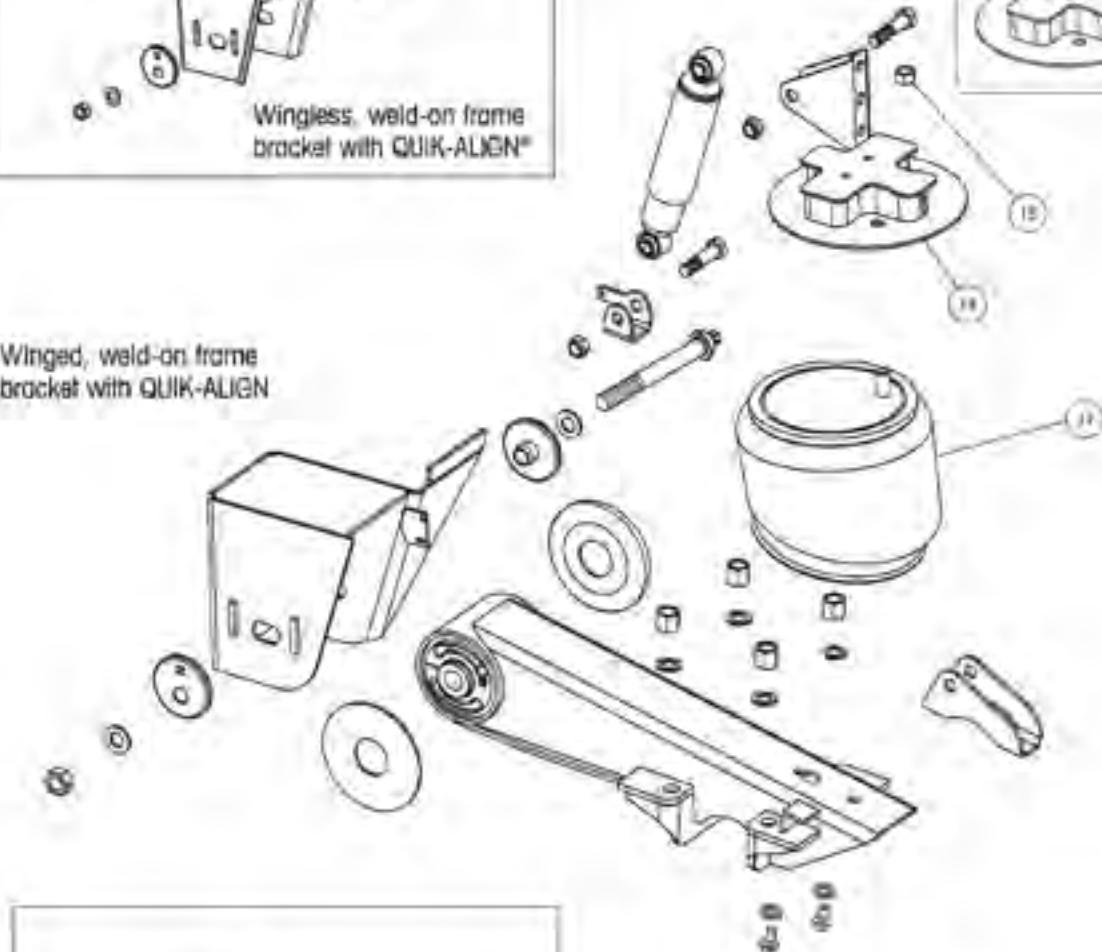
Picture shown may not resemble all models.



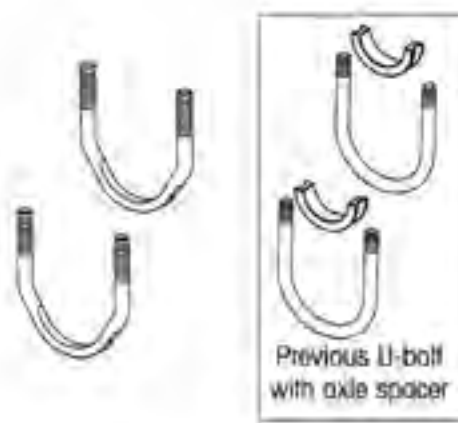
Wingless, weld-on frame bracket with QUIK-ALIGN®



Winged, weld-on frame bracket with QUIK-ALIGN



Wingless, weld-on frame bracket, welded alignment



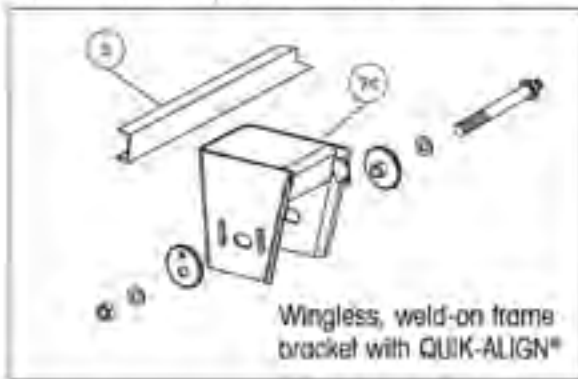
Previous U-bolt with axle spacer

## HT230T SUSPENSION COMPONENTS

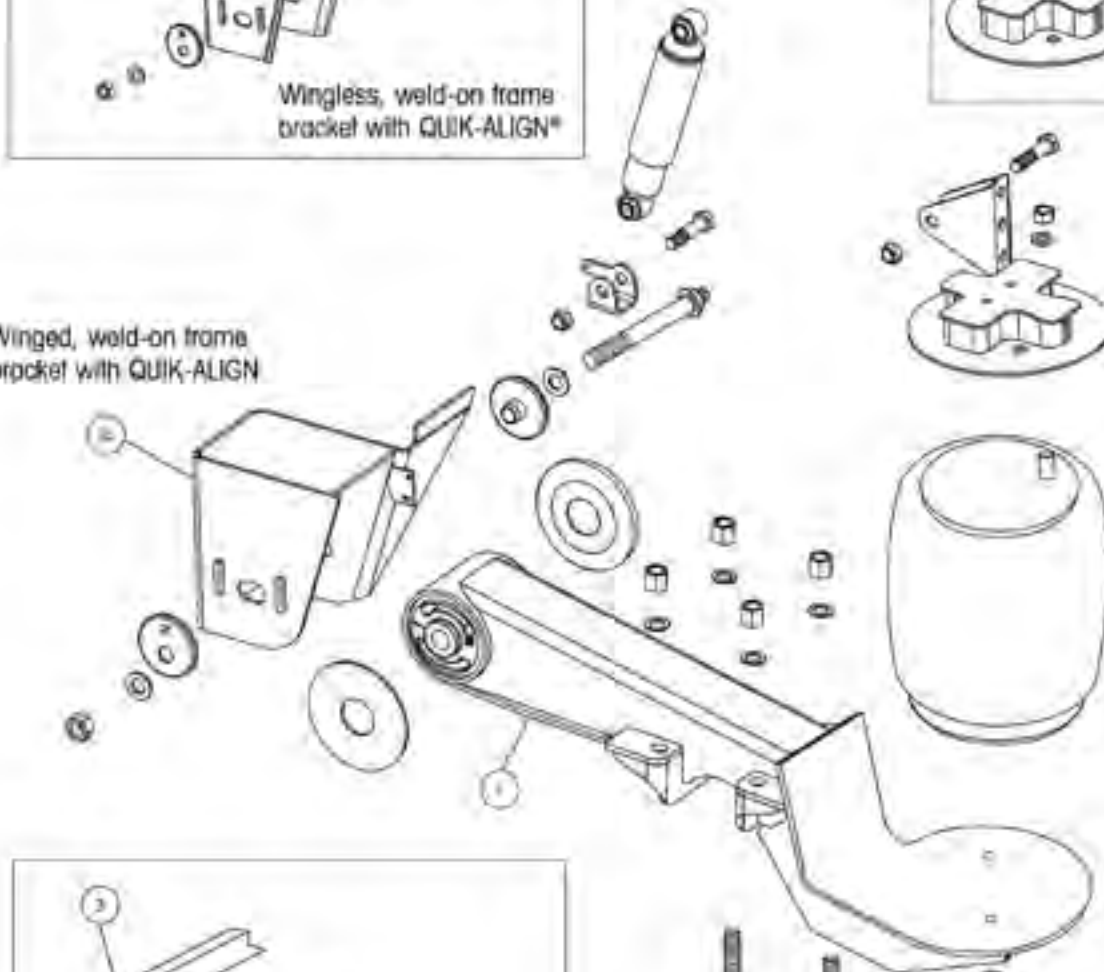
Item	Part Number	Type	Description & Models Used On
<b>AIR SPRING SHOCK MOUNT</b>			
14	C-20011-1	R/S	HT230-14-001, 14-005, 14-017, 15-003, 15-006, 15-016, 15-027, 19-027, TA14-001, TA14-020, TA14-601, TA15-003, 15-016, TB14-001, TB14-024 & TB15-003
	C-20011-2	C/S	
	C-20012-1	R/S	HT230-15-001, 15-005, 15-017, 15-018, 15-517, TA15-001, TA15-517 & TB15-001
	C-20012-2	C/S	
	C-20013-1	R/S	HT230-16-001, 16-005, 17-003, 17-005, TA16-001, TA17-003, TB16-001, TB16-024 & TB17-003
	C-20013-2	C/S	
	C-20014-1	R/S	HT230-17-001, 17-006, 17-023, 17-517, TA17-001, TA17-517, TB17-001 & TB17-024
	C-20014-2	C/S	
	C-20015-1	R/S	HT230-14-002, 14-008, 15-004, TA14-002, TA15-004 & TB14-002
	C-20015-2	C/S	
	C-20016-1	R/S & C/S	HT230-15-007, 15-009, TA15-007, TA15-009, TB15-009 & TB16-004
	C-20016-2	R/S & C/S	HT230-16-004, TB16-004 & TB16-007
	C-20016-3	R/S & C/S	HT230TA17-007
	C-20040-1	R/S	HT230-15-002, 15-008 & TA15-002
	C-20040-2	C/S	
	C-20041-1	R/S	HT230-16-002, 17-004, TA16-002 & TB16-002
	C-20041-2	C/S	
	C-20042-1	R/S	HT230-17-002, 17-008, 19-004, TA17-002 & TB17-002
	C-20042-2	C/S	
	C-20401-1	R/S	HT230-19-001, 19-003 & TA19-001
	C-20401-2	C/S	
	C-21195-1	R/S	HT230-18-051
	C-21195-2	C/S	
	C-21257-1	R/S	HT230TA15-520, TA15-521 & TA15-522
	C-21257-2	C/S	
	C-21405-1	R/S	HT230-18-052
	C-21405-2	C/S	
	C-22561-1	R/S	HT230TA17-521 & TA17-522
C-22561-2	C/S		
15	C-20016-1	AIR SPRING SPACER ASSEMBLY HT230-15-007, 15-009, TA15-007, TA15-009 & TB15-009	
16	S-20023	UPPER SHOCK BRACKET HT230-15-025, TA15-025, TB14-022 & TB15-025	
17	S-20010	AIR SPRING, ALL MODELS EXCEPT LISTED BELOW	
	S-21208	AIR SPRING HT230TA15-520, TA15-521, TA15-522, TA15-523, TA17-521 & TA17-522	
18	S-20033/2	AIR SPRING MOUNT KIT, ALL MODELS EXCEPT LISTED BELOW	
	A-21251	HT230TA15-520, TA15-521, TA15-522, TA15-523, TA17-521 & TA17-522	
19	VS-227	HEIGHT CONTROL VALVE, ALL MODELS (NOT SHOWN)	
20	S-14187	LINKAGE ASSEMBLY, ALL MODELS (NOT SHOWN)	
21	VS-23460	AUTO DUMP VALVE, ALL MODELS (NOT SHOWN)	
22	VS-1128	PRESSURE PROTECTION VALVE, ALL MODELS (NOT SHOWN)	

## HT250T SUSPENSION COMPONENTS

Picture shown may not resemble all models.



Winged, weld-on frame bracket with QUIK-ALIGN

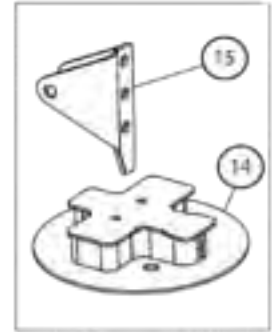
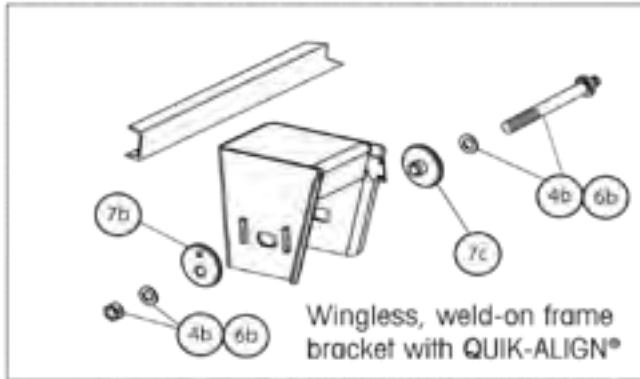


## HT250T SUSPENSION COMPONENTS

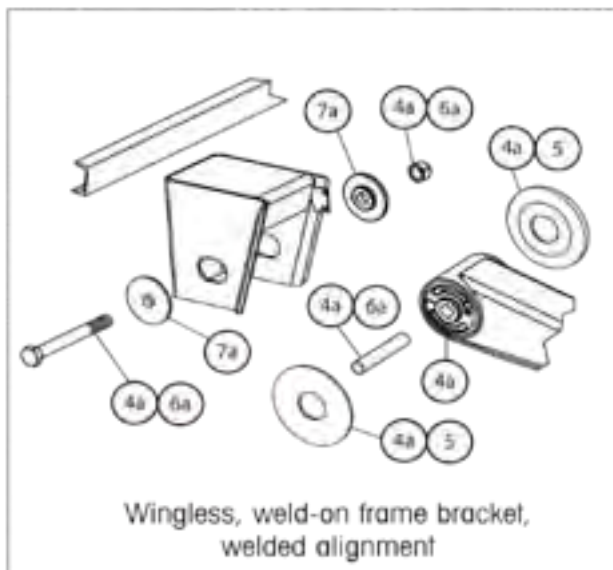
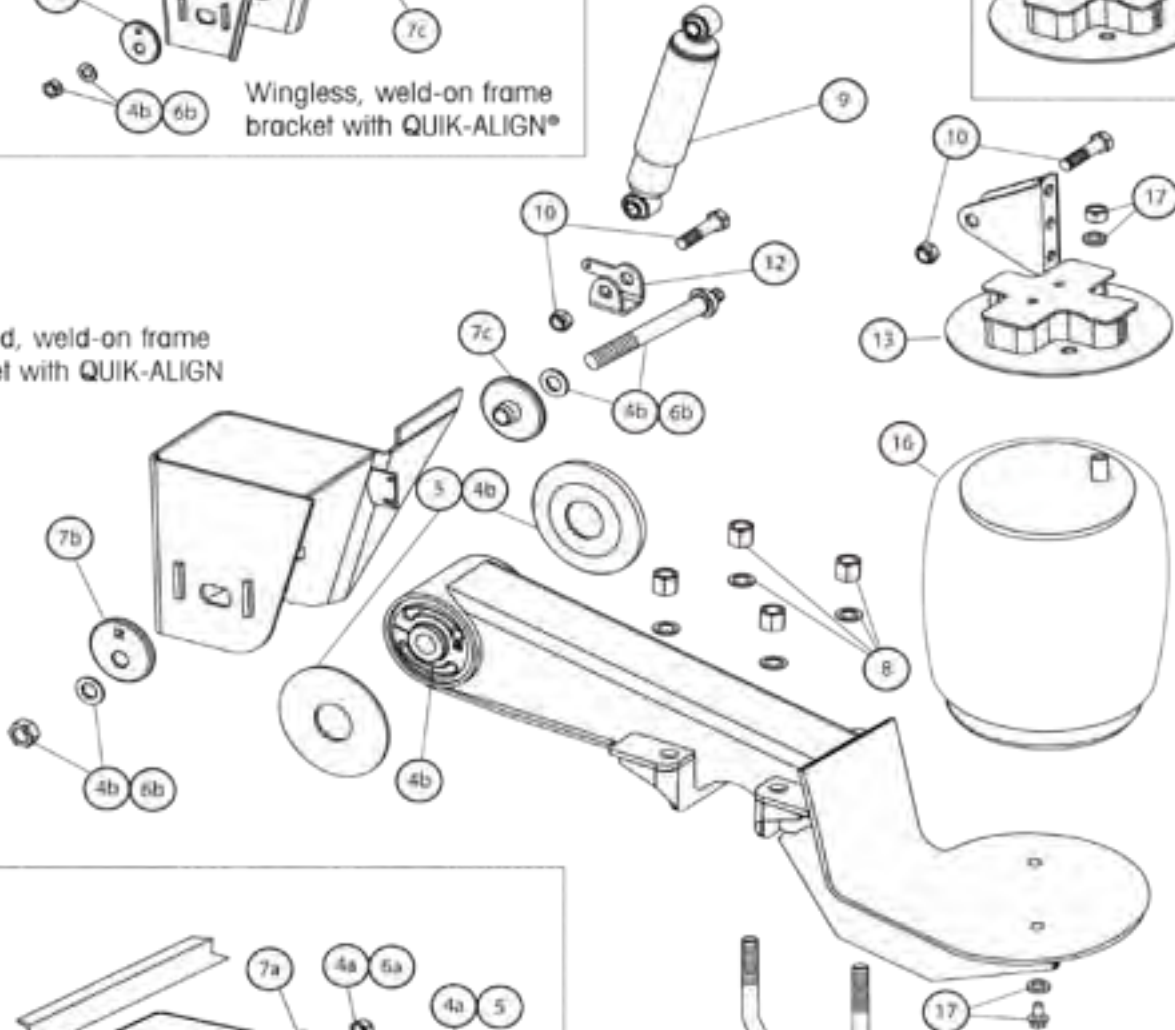
Item	Part Number	Type	Description & Models Used On
<b>BEAM ASSEMBLY</b>			
1	S-20602-1	R/S	ALL MODELS
	S-20602-2	C/S	
<b>FRAME BRACKET, WINGLESS, WELD-ON, WELD ALIGN</b>			
2A	S-20064-1	R/S	HT250T-12-001, T-12-003, T-12-006, T-12-020, T-14-001, T-14-003, T-14-006, T-14-021, T-15-001, T-15-006, T-15-021, T-15-022, T-15-023 & T-15-026
	S-20064-2	C/S	
	S-20065-1	R/S	HT250T-16-001, T-16-003, T-16-006, T-16-021, T-16-022, T-17-001, T-17-006, T-17-020, THRU T-17-023 & T-17-501
	S-20065-2	C/S	
	S-14190-1	R/S	HT250T-19-001
	S-14190-2	C/S	
	C-21040-1	R/S	HT250T-16-016
	C-21040-2	C/S	
<b>FRAME BRACKET, WINGLESS, BOLT-ON, WELDED ALIGN (NOT SHOWN)</b>			
2B	S-20008-1	R/S	HT250T-16-002 & T-17-002
	S-20008-2	C/S	
	S-20396-1	R/S	HT250T-19-002 & T-19-004
	S-20396-2	C/S	
	S-20007-1	R/S	HT250T-12-002, T-14-002 & T-15-002
	S-20007-2	C/S	
	S-20047-1	R/S	HT250T-15-025
	S-20047-2	C/S	
<b>FRAME BRACKET, WINGED, WELD-ON, QUIK-ALIGN</b>			
2C	S-21193-1	R/S	HT250TA19-001
	S-21193-2	C/S	
	S-21179-1	R/S	HT250TA12-001, TA14-001, TA14-021, TA15-001 & TA15-021
	S-21179-2	C/S	
	S-21165-1	R/S	HT250TA16-001, TA16-021, TA17-001, TA17-020 & TA17-021
	S-21165-2	C/S	
	S-21179-3	R/S	HT250TA14-016
	S-21179-4	C/S	
<b>FRAME BRACKET, WINGED, BOLT-ON, QUIK-ALIGN (NOT SHOWN)</b>			
2D	S-21204-1	R/S	HT250TA-12-002, TA-14-002 & TA15-002
	S-21204-2	C/S	
	S-21205-1	R/S	HT250T16-002 & TA17-002
	S-21205-2	C/S	
	S-25812-1	R/S	HT250TA14-070
	S-25812-2	C/S	
<b>FRAME BRACKET, WINGLESS, WELD-ON, QUIK-ALIGN</b>			
2E	S-21590-1	R/S	HT250TB W/12", 14" & 15" RIDE HEIGHTS
	S-21590-2	C/S	
	S-21592-1	R/S	HT250TB W/16" & 17" RIDE HEIGHTS
	S-21592-2	C/S	
	S-23461-1	R/S	HT250TB19-001
	S-23461-2	C/S	
<b>FRAME BRACKET, WINGLESS, BOLT-ON, QUIK-ALIGN (NOT SHOWN)</b>			
2F	S-22137-1	R/S	HT250TB12-002
	S-22137-2	C/S	
	S-25494-1	R/S	HT250TB14-071
	S-25494-2	C/S	
	S-25109-1	R/S	HT250TB15-036
	S-25109-2	C/S	

## HT250T SUSPENSION COMPONENTS

Picture shown may not resemble all models.



Winged, weld-on frame bracket with QUIK-ALIGN

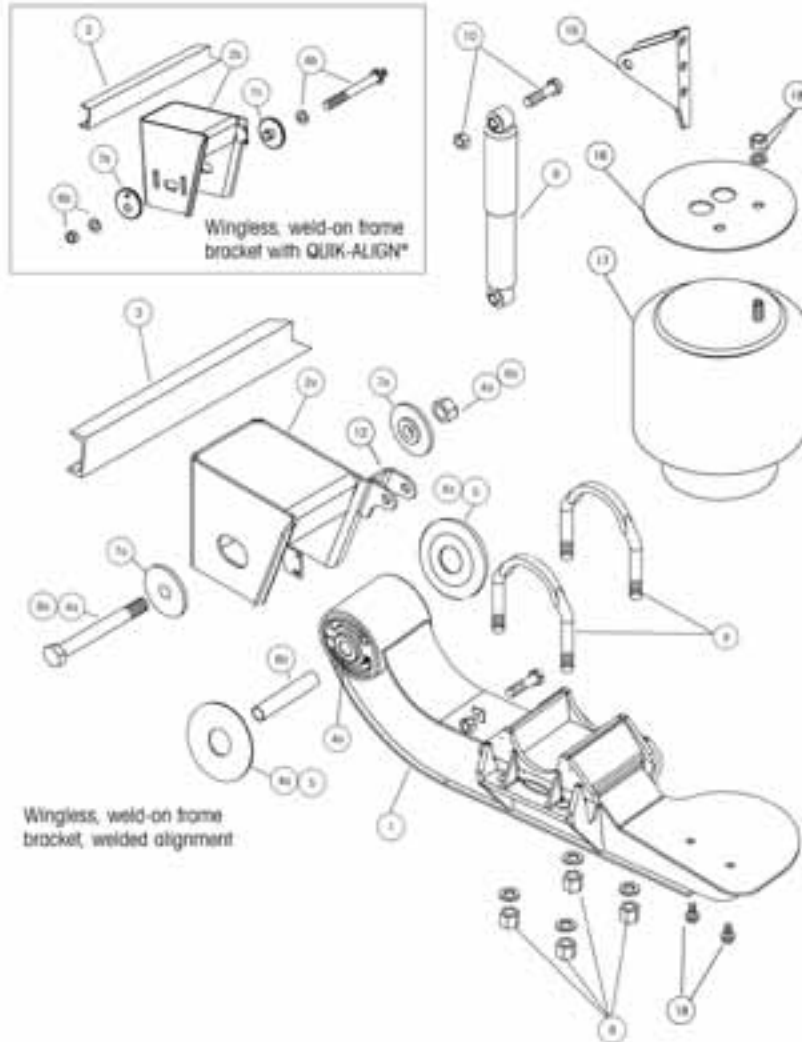


## HT250T SUSPENSION COMPONENTS

Item	Part Number	Type	Description & Models Used On
3	A-1631-19		FRAME BRACKET C-CHANNEL
4A	S-6914		PIVOT BUSHING KIT, WELDED ALIGNMENT (INCLUDES #6A & #5)
4B	S-24691		PIVOT BUSHING KIT, QUIK-ALIGN (INCLUDES #6B & #5)
5	S-21099		BUSHING TUBE SPACER
6A	S-3646		PIVOT BOLT KIT, WELDED ALIGNMENT
6B	S-24679		PIVOT BOLT KIT, QUIK-ALIGN
7A	S-2770		ALIGNMENT COLLAR, WELDED ALIGNMENT
7B	S-20925		ALIGNMENT COLLAR, ECCENTRIC, QUIK-ALIGN
7C	S-20924		ALIGNMENT COLLAR, CONCENTRIC, QUIK-ALIGN
8	S-21140 / 4		U-BOLT KIT (1 U-BOLT W/ NUTS & WASHERS)
9	S-2212		SHOCK ABSORBER
10	S-20031 / 2		SHOCK BOLT KIT
11	S-14587-3		SHOCK STRAP KIT (NOT SHOWN)
12	S-20069		LOWER SHOCK CLEVIS
<b>AIR SPRING SHOCK MOUNT</b>			
13	C-21212-1	R/S	HT20T-12-002, T-14-002, TA12-002, TA14-002, TA14-070, TB12-002, TB14-071 & TC14-060
	C-21212-2	C/S	
	C-21213-1	R/S	HT250T-19-002 & TC19-061
	C-21213-2	C/S	
	C-21214-1	R/S	HT250T-19-004
	C-21214-2	C/S	
	C-21216-1	R/S	HT250T-12-001, T-12-006, T-14-001, T-14-006, TA12-001, TA14-001, TB12-001, TB12-024, TB14-001, TB14-022, TB14-024 & TB14-071
	C-21216-2	C/S	
	C-21217-1	R/S	HT250T-13-021, T-15-001, T-15-006, TA15-001, TB15-001, TB15-024 & TB15-025
	C-21217-2	C/S	
	C-21218-1	R/S	HT250T-16-001, T-16-0016, TA14-021, TA16-001, TB16-001, TB16-024, & TB16-025
	C-21218-2	C/S	
	C-21219-1	R/S	HT250T-17-001, T-17-006, T-17-022, T-17-501, TA17-001, TB17-001 & TB17-024
	C-21219-2	C/S	
	C-21220-1	R/S	HT250T-15-002, T-15-026, TA15-002, TA15-036, TB15-026, TB15-036, TC15-060 & TC15-061
	C-21220-2	C/S	
	C-21222-1	R/S	HT250T-17-002, TA17-002, TB17-026, TC17-060 & TC17-061
	C-21222-2	C/S	
	C-21223-1	R/S	HT250T-19-001, TA19-001 & TB19-001
	C-21223-2	C/S	
C-21221-1	R/S	HT250T-16-002, TA16-002 & TB16-026	
C-21221-2	C/S		
C-25932-1	R/S	HT250TA16-021	
C-25932-2	C/S		
<b>AIR SPRING SPACER ASSEMBLY</b>			
14	C-21210-3		HT250T-14-021 & TB14-021
	C-21210-4		HT250T-15-021, T-15-022, T-15-023, TA15-021, TB15-021, TB15-023, TB17-027 & TB17-028
	C-21210-5		HT250T-16-021, T-16-022, TB16-021 & TB16-022
	C-21210-6		HT250T-17-020, T-17-021, T-17-023, TA17-020, TA17-021, TB16-020, TB17-020 & TB17-021
15	S-20023		UPPER SHOCK BRACKET
16	S-20124		AIR SPRING, ALL MODELS EXCEPT BELOW
	S-20127		AIR SPRING, HT250T-17-022 & TB15-025
17	S-20033 / 2		AIR SPRING MOUNTING KIT
18	VS-227		HEIGHT CONTROL VALVE (NOT SHOWN)
19	S-14187		LINKAGE ASSEMBLY (NOT SHOWN)
20	VS-23460		AUTOMATIC DUMP VALVE (NOT SHOWN)
21	VS-1128		PRESSURE PROTECTION VALVE (NOT SHOWN)

### HT250U SUSPENSION COMPONENTS

Picture shown may not resemble all models.



Item	Part Number	Type	Description
<b>BEAM ASSEMBLY</b>			
1	C-20335-1	R/S	ALL MODELS EXCEPT BELOW
	C-20335-2	C/S	
	C-20338-3	R/S	HT250U-9-020, U-9-021, U-9-023, U-15-022, UB9-022 & UB15-022
	C-20338-4	C/S	
	C-20338-1	R/S	HT250U-7.5-021
	C-20338-2	C/S	
<b>FRAME BRACKET, WINGLESS, WELD-ON, WELDED ALIGN</b>			
2a	S-20321-1	R/S	HT250U-6.5-001, U-6.5-008, U-6.5-011, U-6.5-020, U-6.5-021, U-6.5-027, U-6.5-517 & U-7.5-005
	S-20321-2	C/S	
	S-20322-1	R/S	HT250U-7.5-001, U-7.5-002, U-7.5-003, U-7.5-008, U-7.5-017, U-7.5-027, U-7.5-517, U-9-001 THRU U-9-004, U-9-006, U-9-008, U-9-010, U-9-022, U-9-024, U-9-025, U-9-027, U-9-028, U-9-029 & U-9-517
	S-20322-2	C/S	

Item	Part Number	Type	Description
2a	S-20324-1	R/S	HT250U-12-002, U-14-001, U-14-006, U-14-008, U-14-024, U-14-026, U-14-028 & U-14-517
	S-20324-2	C/S	
	S-20323-1	R/S	HT250U-12-001, U-12-006, U-12-008, U-12-026 & U-12-517
	S-20323-2	C/S	
	S-20717-1	R/S	HT250U-6.5-002, U-6.5-003 & U-6.5-022
	S-20717-2	C/S	
	S-23860-3	R/S	HT250U-9-020, U-9-021, U-9-023 & U-15-022
	S-23860-4	C/S	
	S-22663-1	R/S	HT250U-6.5-024
	S-22663-2	C/S	
	S-20357-1	R/S	HT250U-7.5-021
	S-20357-2	C/S	
S-15019-1	R/S	HT250U-6.5-0230 & U-6.5-031	
S-15019-2	C/S		
<b>FRAME BRACKET, WINGLESS, WELD-ON, QUIK ALIGN</b>			
2b	S-22634-1	R/S	HT250UB14-001, UB14-006, UB14-023, UB14-027 & UB14-028
	S-22634-2	C/S	

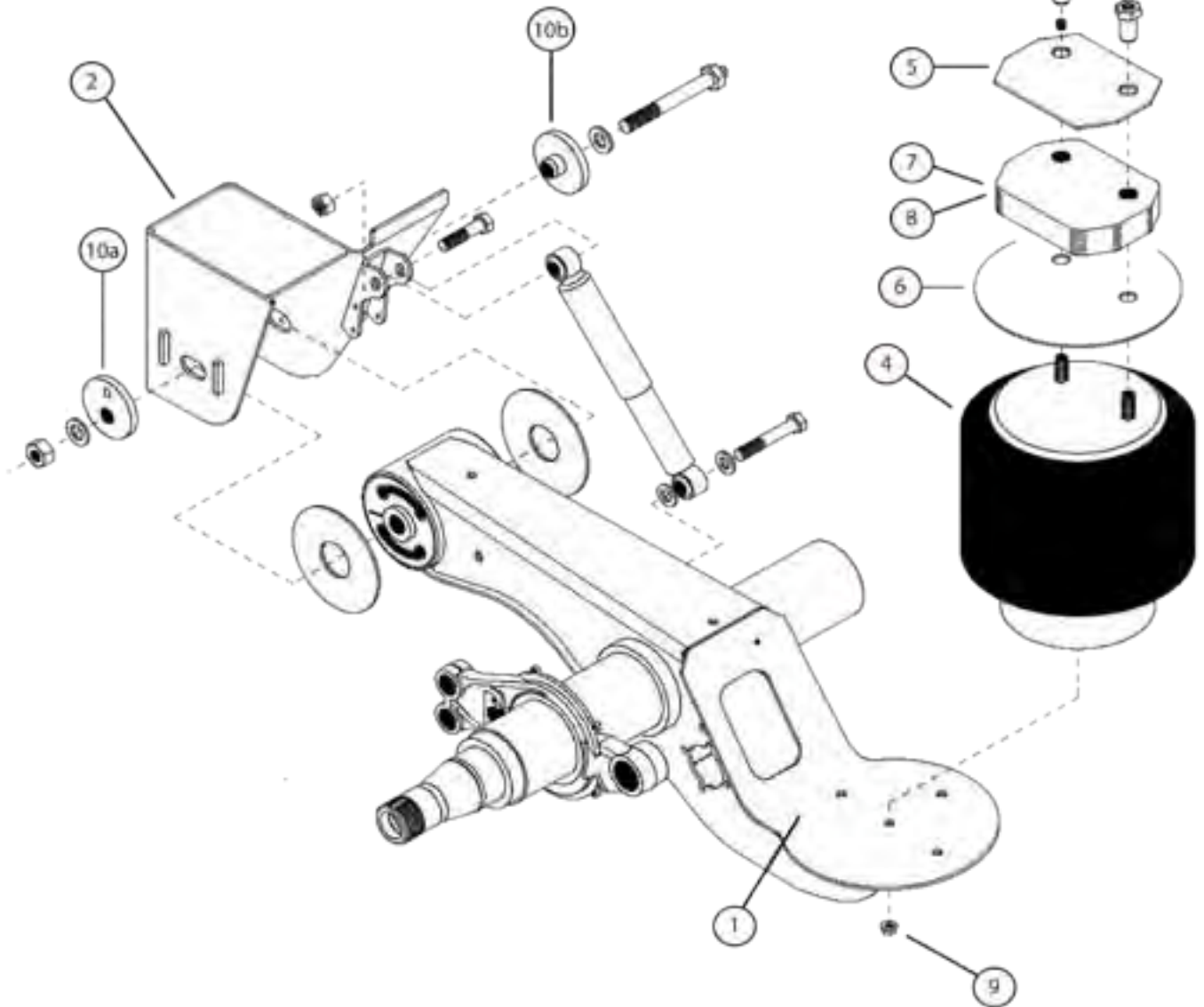
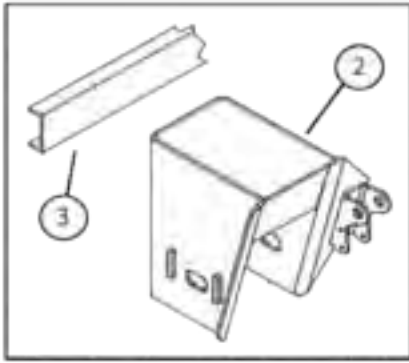
## HT250U SUSPENSION COMPONENTS

Item	Part Number	Type	Description	
2b	S-21688-1	R/S	HT250UB12-001, UB12-006, UB12-027 & UB12-028	
	S-21688-2	C/S		
	S-23859-1	R/S	HT250UB9-022 & UB15-022	
	S-23859-2	C/S		
	S-21926-1	R/S	HT250UB7.5-001, UB7.5-517, UB7.5-522, UB9-001 THRU UB9-004, UB9-010, UB9-013 & UB9-522	
	S-21926-2	C/S		
	S-21927-1	R/S		
	S-21927-2	C/S	HT250UB6.5-001, UB6.5-022, UB6.5-517 & UB7.5-005	
	S-22581-1	R/S		
	S-22581-2	C/S	HT250UB6.5-002	
	S-23859-1	R/S		
	S-23859-2	C/S	HT250UB15-022	
	<b>FRAME BRACKET, WINGED, BOLT-ON, WELDED ALIGN (N/S)</b>			
	2c	S-20337-1	R/S	HT250U-12-007
S-20337-2		C/S		
S-21230-1		R/S	HT250U-14-007	
S-21230-2		C/S		
S-20326-1		R/S	HT250U-6.5-007	
S-20326-2		C/S		
S-20327-1		R/S	HT250U-7.5-007 & U-9-007	
S-20327-2		C/S		
<b>FRAME BRACKET, WINGLESS BOLT-ON, QUIK ALIGN (N/S)</b>				
2d	S-22752-1	R/S	HT250UB9-012	
	S-22752-2	C/S		
3	A-1631-19		FRAME BRACKET C-CHANNEL	
4a	S-6914		PIVOT BUSHING KIT, WELDED ALIGNMENT INCLUDES #6A & #5)	
4b	S-24691		PIVOT BUSHING KIT, QUIK-ALIGN (INCLUDES #6B & #5)	
5	S-21099		BUSHING TUBE SPACER	
6a	S-3646		WELDED ALIGNMENT PIVOT BOLT KIT	
6b	S-24679		QUIK-ALIGN PIVOT BOLT KIT	
7a	S-2770		ALIGNMENT COLLAR, WELDED ALIGNMENT	
7b	S-20925		ALIGNMENT COLLAR, ECCENTRIC, QUIK-ALIGN	
7c	S-20924		ALIGNMENT COLLAR, CONCENTRIC, QUIK-ALIGN	
8	S-3650/4		U-BOLT KIT (INCLUDES 1 U-BOLT W/NUTS & WASHERS)	
9	S-20002		SHOCK ABSORBER, ALL MODELS EXCEPT BELOW	
	S-21553		HT250U-6.5-027, U-9-027, U-9-028, U-14-028, UB6.5-522, UB7.5-027, UB7.5-522, UB9-522, UB12-027, UB12-028, UB14-027 & UB14-028	
	S-1667		HT250U7.5-021 & U-7.5-022	
	S-2212		HT250U-9-020, U-9-021, U-9-023, U-9.2-026, U-15-022, UB9-022 & UB15-022	
	S-20126		HT250U-6.5-517, U-7.5-017, U-7.5-517, U-9-517, U-12-517, U14-517, UB6.5-517 & UB7.5-517	
	S-2160		HT250U-6.5-030 & U-6.5-031	

Item	Part Number	Description
10	S-2157/2	SHOCK BOLT KIT, ALL MODELS
<b>SHOCK STRAP KIT (NOT SHOWN)</b>		
11	S-14587-1	USE W/ S-20002 OR S-1667 SHOCK
	S-14587-8	USE W/ S-21553 OR S-20126 SHOCK
	S-14587-3	USE W/ S-2212 SHOCK
	S-14587-2	USE W/ S-2160 SHOCK
12	S-20113	UPPER SHOCK CLEVIS, HT250U-6.5-024
13	S-2592	LOWER SHOCK CLEVIS (NOT SHOWN) ALL MODELS
<b>AIR SPRING SPACER ASSEMBLY (NOT SHOWN)</b>		
14	C-21210-1	HT250U-7.5-002
	C-21210-3	HT250U-9-002, U-9-029, U-12-001, U-12-006, U-12-008, U-12-517, UB12-001, UB12-006, UB12-027 & UB12-028
	C-21210-4	HT250U-9-024, U-12-002, U-12-024, U-14-001, U-14-006, U-14-008, U-14-028, U-14-517, UB9-002, UB9-013, UB14-001, UB14-006, UB14-027 & B14-028
	C-21215-3	HT250U-12-007, UB9-012 & U-12-026
	C-21215-4	HT250U-14-026 & UB14-023
	C-21215-5	HT250U-14-007
	A-22431	HT250U-6.5-022
	15	S-20023
<b>AIR SPRING PLATE</b>		
16	S-21209	HT250U-6.5-001, U-6.5-002, U-6.5-008, U-6.5-011, U-6.5-020, U-6.5-023, U-6.5-024, U6.5-027, U-6.5-030, U-6.5-031, U-6.5-517, U-7.5-001, U-7.5-005, U-7.5-008, U-7.5-017, U-7.5-027, U-7.5-517, U-9-001, U-9-006, U-9-008, U-9-010, U-9-022, U-9-027, U-9-028, U-9-517, UB6.5-001, UB6.5-002, UB6.5-517, UB6.5-522, UB7.5-001, UB7.5-005, UB7.5-522, UB9-001, UB9-010 & UB9-522
	B-21211	HT250U-6.5-007, U-7.5-007 & U-9-007
	C-11134	HT250U-7.5-021, U-7.5-022, U-9-021, U-9-023, U-9.2-026, U-15-022, UB-9-022 & UB15-022
<b>AIR SPRING</b>		
17	S-20124	ALL MODELS EXCEPT BELOW
	S-20127	HT250U-9-006, U-9-028, U-9-029, U-12-006, U-14-006 & U-14-028
	S-20413	HT250U-6.5-011 & U-6.5-023
	S-20414	HT250U-9-010 & UB9-010
	S-20716	HT250U-6.5-002, U-6.5-003 & U-6.5-031
	S-13122	HT250U-9-020, U-9-021, U-9-023, U-9.2-026, U-15-022, UB9-022 & UB15-022
S-14249	HT250U-7.5-021 & U-7.5-022	
<b>AIR SPRING MOUNTING KIT</b>		
18	S-20033/2	ALL MODELS EXCEPT BELOW
	S-4903/2	HT250U-9-020, U-9-021, U-9-023, U-15-022, UB9-022 & UB15-022
	S-1981/2	HT250U-7.5-021
19	VS-227	HEIGHT CONTROL VALVE (NOT SHOWN)
20	S-14187	LINKAGE ASSEMBLY (NOT SHOWN)
21	VS-23460	AUTO DUMP VALVE (NOT SHOWN)
22	VS-1128	PRESSURE PROTECTION VALVE (NOT SHOWN)



## AA230L/AA250L SUSPENSION COMPONENTS

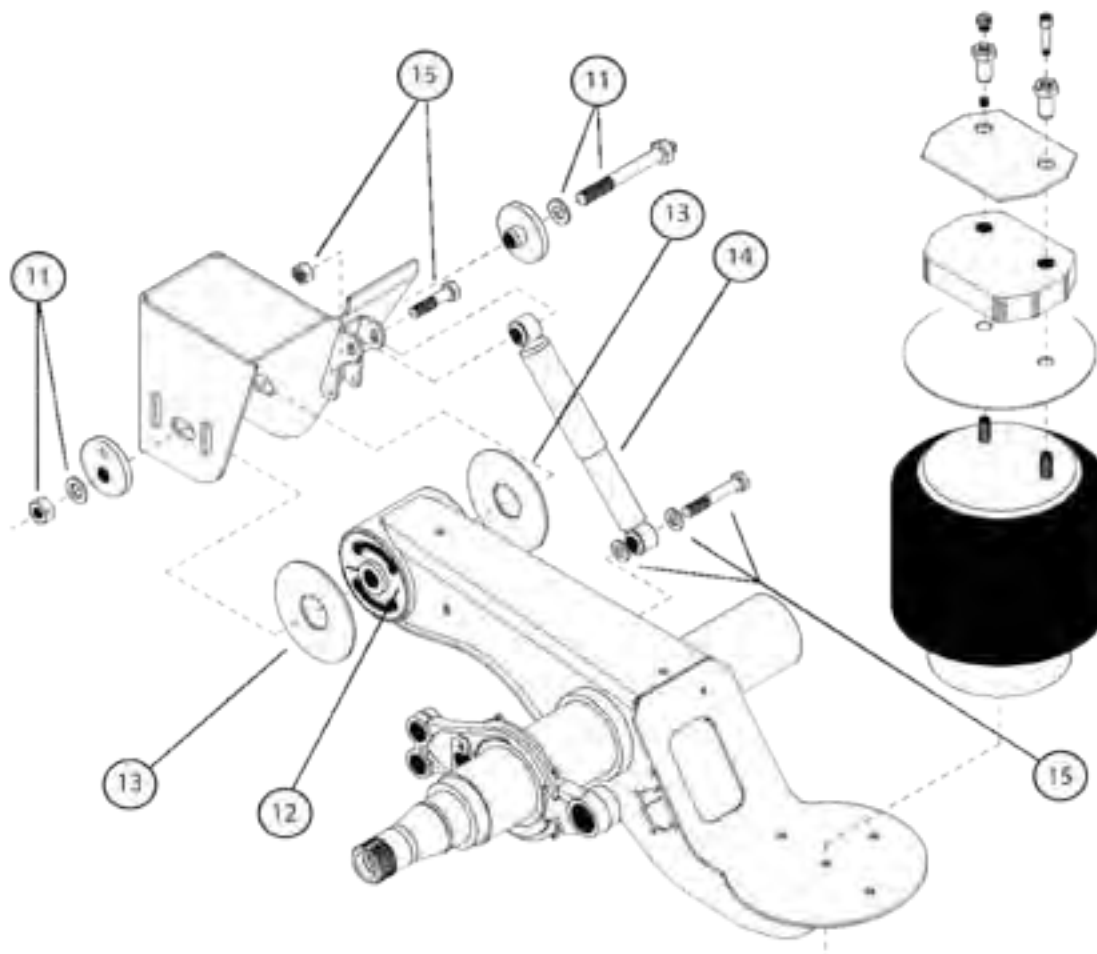


## AA230L/AA250L SUSPENSION COMPONENTS

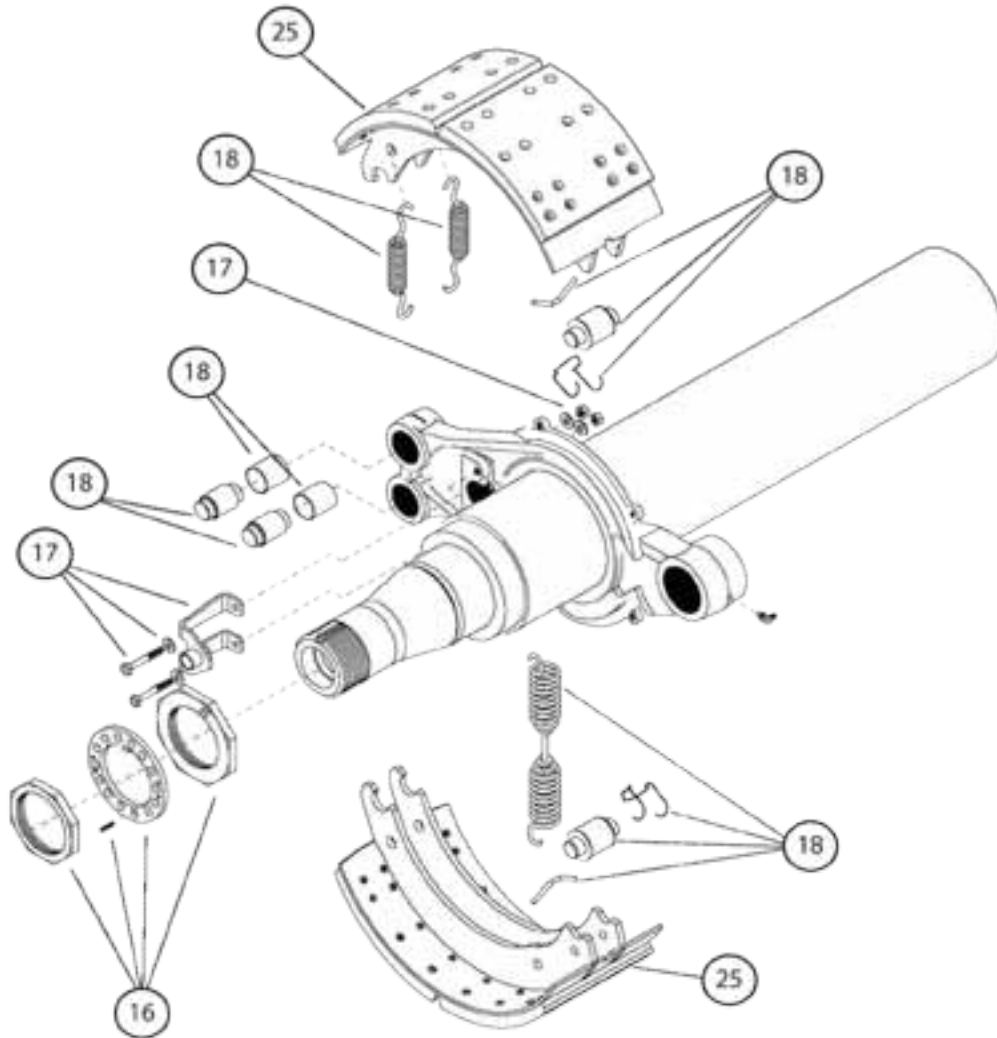
**HENDRICKSON AA230L/AA250L**

Item	Part Number	Description
1	HTRAAX.###	AXLE BEAM WELDMENT (CONTACT HENDRICKSON)
2		FRAME BRACKET (CONTACT HENDRICKSON)
3	A-1631-19	FRAME BRACKET CHANNEL
4	S-23720	AIR SPRING, AA230LA 6.5" THRU 8" RIDE HEIGHTS
	S-23613	AIR SPRING, AA230LA 8.5" THRU 10" RIDE HEIGHTS
	S-23614	AIR SPRING, AA230LA 10.5" THRU 21" RIDE HEIGHTS
	S-23721	AIR SPRING, AA250LA 6.5" THRU 8" RIDE HEIGHTS
	S-23611	AIR SPRING, AA250LA 8.5" THRU 10" RIDE HEIGHTS
	S-23612	AIR SPRING, AA250LA 10.5" THRU 21" RIDE HEIGHTS
5	B-20905	AIR SPRING MOUNT PLATE, WELD-ON, OCTAGONAL, STD. TRAVEL 6.5" THRU 16" RIDE HEIGHTS, LTD. TRAVEL 6.5" THRU 14" RIDE HEIGHTS
	B-23294	WELD-ON 12" ROUND STD. TRAVEL 6.5" THRU 16" RIDE HEIGHTS LTD TRAVEL 6.5" THRU 14" RIDE HEIGHTS
	B-21145	BOLT-ON, STD. TRAVEL 6.5" THRU 16" RIDE HEIGHTS, LTD. TRAVEL 6.5" THRU 14" RIDE HEIGHTS (1.5" FROM OUTBOARD SIDE OF SPACER TO CENTER OF FIRST TRAILER FRAME MOUNTING BOLT HOLE)
	B-22390	BOLT-ON, STD. TVL 6.5" THRU 16" RIDE HT, LTD. TRAVEL 6.5" THRU 14" RIDE HT (2.25" FROM OUTBOARD SIDE OF SPACER TO CENTER OF FIRST TRAILER FRAME MOUNTING BOLT HOLE)
	B-21715	BOLT-ON, STD. TRAVEL 6.5" THRU 16" RIDE HT, LTD. TRAVEL 6.5" THRU 14" RIDE HT (1.75" FROM OUTBOARD SIDE OF SPACER TO CENTER OF FIRST TRAILER FRAME MOUNTING BOLT HOLE)
6	B-23294	LOWER AIR SPRING PLATE, STD. TRAVEL, WELD-ON & BOLT-ON 9.5", 10" & 13" THRU 16" RIDE HEIGHTS, LTD. TRAVEL 8.5" THRU 14" RH
7	B-22510-1	AIR SPRING SPACER, PLASTIC 1.13" THICK
	B-22510-2	AIR SPRING SPACER, PLASTIC 1.88" THICK
	B-22510-3	AIR SPRING SPACER, PLASTIC 3.13" THICK
	B-22510-4	AIR SPRING SPACER, PLASTIC .75" THICK
8	C-24077-6	AIR SPRING SPACER, STEEL WELD-ON 5.31"
	C-24077-8	AIR SPRING SPACER, STEEL WELD-ON 7.31"
	C-24077-9	AIR SPRING SPACER, STEEL WELD-ON 4.81"
	C-24077-10	AIR SPRING SPACER, STEEL WELD-ON 9.25"
	C-24077-11	AIR SPRING SPACER, STEEL WELD-ON 10.75"
	C-24079-2	AIR SPRING SPACER, STEEL BOLT-ON 5.56"
	C-24079-4	AIR SPRING SPACER, STEEL BOLT-ON 7.56"
	C-24079-5	AIR SPRING SPACER, STEEL BOLT-ON 5.06"
	C-24079-6	AIR SPRING SPACER, STEEL BOLT-ON 9.50"
	C-24079-7	AIR SPRING SPACER, STEEL BOLT-ON 11.00"
9	S-22619/2	AIR SPRING MOUNT KIT, STEEL SPACER OR NO SPACER
	S-22630/2	AIR SPRING MOUNT KIT, 1.13" PLASTIC SPACER
	S-22631/2	AIR SPRING MOUNT KIT, 1.88" PLASTIC SPACER
	S-22632/2	AIR SPRING MOUNT KIT, 3.13" PLASTIC SPACER
	S-22635/2	AIR SPRING MOUNT KIT, .75" PLASTIC SPACER
10a	S-20925	ALIGNMENT COLLAR, ECCENTRIC, QUIK-ALIGN
10b	S-20924	ALIGNMENT COLLAR, CONCENTRIC, QUIK-ALIGN

## AA230L/AA250L SUSPENSION COMPONENTS

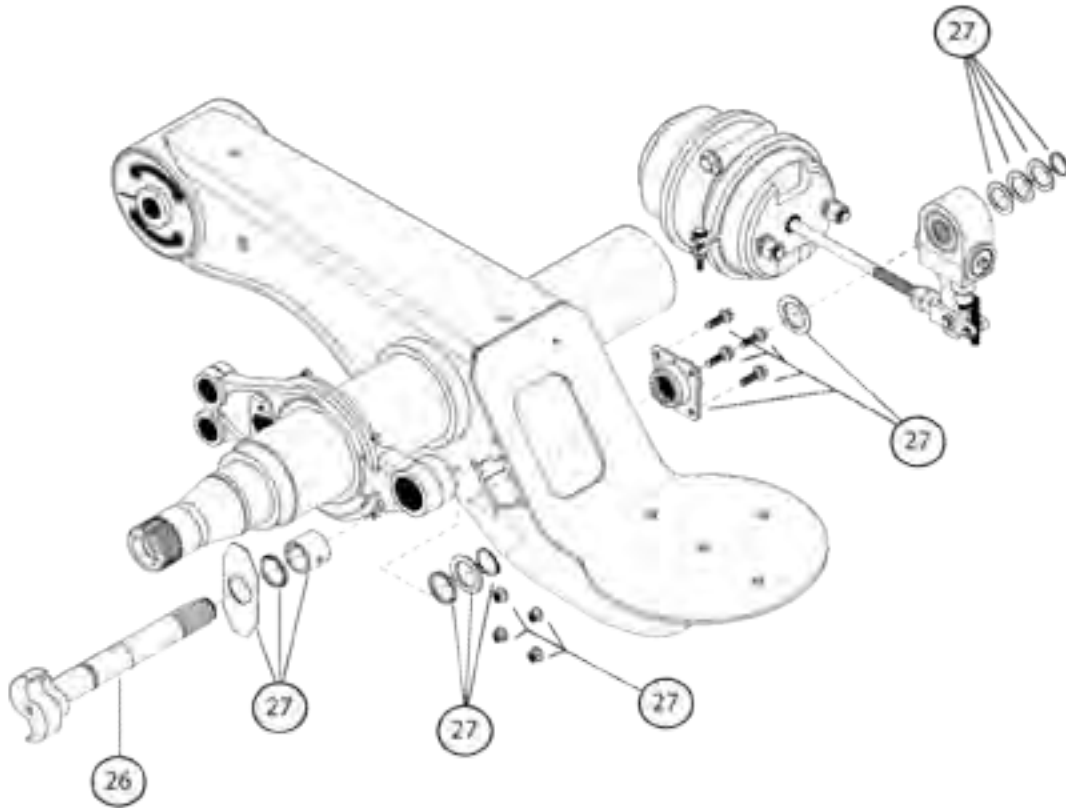


Item	Part Number	Description
11	S-24679	PIVOT BOLT KIT, QUIK-ALIGN
12	S-24691	PIVOT BUSHING KIT, QUIK-ALIGN (INCLUDES #11 & 13)
13	S-11613	BUSHING WEAR PAD
14	S-22311	SHOCK ABSORBER, STD DUTY 6.5" THRU 8" RIDE HEIGHTS
	S-23290	SHOCK ABSORBER, STD DUTY 8.5" THRU 10" RIDE HEIGHTS
	S-23013	SHOCK ABSORBER, STD DUTY 10.5" THRU 15" RIDE HEIGHTS
	S-23315	SHOCK ABSORBER, STD DUTY 15.5" THRU 21" RIDE HEIGHTS
	S-23312	EXTENDED SERVICE, HIGH DAMPING 6.5" THRU 8" RIDE HEIGHTS
	S-23291	EXTENDED SERVICE, HIGH DAMPING 8.5" THRU 10" RIDE HEIGHTS
	S-23014	EXTENDED SERVICE, HIGH DAMPING 10.5" THRU 15" RIDE HEIGHTS
	S-23316	EXTENDED SERVICE, HIGH DAMPING 15.5" THRU 21" RIDE HEIGHTS
15	S-24757/2	SHOCK BOLT KIT

**AA230L/AA250L BRAKE COMPONENTS**
**HENDRICKSON AA230L/AA250L**


Item	Part Number	Description
16	S-20492/2	AXLE NUT KIT, HN SPINDLE
	S-20475/2	AXLE NUT KIT, HP SPINDLE
17	S-21064	ABS BRACKET KIT, HN SPINDLE
	S-21070	ABS BRACKET KIT, HP SPINDLE
18	S-21183	BRAKE HARDWARE KIT, STD BRAKES (PER WHEEL)
	S-23752	BRAKE HARDWARE KIT, HSX BRAKES (PER WHEEL)
25	S-21184-1	BRAKE KIT, STD. 16.5" X 7" (2 SHOES W/#18)
	S-23753-1	BRAKE KIT, HXS 16.5" X 7" (2 SHOES W/#18 ABEX 3030-197)
	S-23753-3	BRAKE KIT, HXS 16.5" X 7" (2 SHOES W/#18 ABEX 931-162)
	S-23754-1	BRAKE KIT, HXS 16.5" X 8-5/8" (2 SHOES W/#18 ABEX 3030-197)
	S-23754-3	BRAKE KIT, HXS 16.5" X 8-5/8" (2 SHOES W/#18 ABEX 931-162)

## AA230L/AA250L CAMS & KITS



Item	Part Number	Description
26	S-20806-1R	S-CAM, RIGHT HAND 28 SPLINE STD.
	S-23347-1R	S-CAM, RIGHT HAND 28 SPLINE HXS
	S-20806-1L	S-CAM, LEFT HAND 28 SPLINE STD.
	S-23347-1L	S-CAM, LEFT HAND 28 SPLINE HXS
27	S-21181	S-CAM KIT, BEFORE 11/24/97 (PER AXLE)
	S-21181/2	S-CAM KIT, BEFORE 11/24/97 (PER WHEEL)
	S-23974	S-CAM KIT, AFTER 11/24/97 (PER AXLE)
	S-23974/2	S-CAM KIT, AFTER 11/24/97 (PER WHEEL)

## AMBOX SPECS

Part Number	Frame Width	Slider Model	Capacity	Ride Height	Pin Pull Type	Rail Type	Hole Spacing	Pivot Connection
AMBOX.21	48"	HKA	40K	16"	MANUAL	BINKLEY	6"	NARROW
AMBOX.22				17"	QUICK DRAW			
AMBOX.36				16"				
AMBOX.44		17"		WIDE				
AMBOX.46		HTHK			18"			
AMBOX.50								
AMBOX.80		HKA	46K	14"	NARROW			
AMBOX.867			40K	16"	WIDE			
AMBOX.98								NARROW

## HENDRICKSON AIR SPRINGS

Part Number	Application
S-23720	AA230LA, 6-1/2" TO 8" RIDE HEIGHT
S-23613	AA230LA, 8-1/2" TO 10" RIDE HEIGHT
S-23614	AA230LA, 10-1/2" TO 21" RIDE HEIGHT
S-23721	AA250LA, 6-1/2" TO 8" RIDE HEIGHT
S-23611	AA250LA, 8-1/2" TO 10" RIDE HEIGHT
S-23612	AA250LA, 10-1/2" TO 21" RIDE HEIGHT
S-26773	AAT23K 12" & 13" RIDE HEIGHT
S-21800	AAT23K 13.5" TO 19" RIDE HEIGHT
S-21784	AAT25K 13.5" TO 19" RIDE HEIGHT
S-22045	HK190T
S-22046	HK230
S-22948	HKA180 16" TO 19" RIDE HEIGHT PRIOR TO JAN. 2008
S-28929	HKA180 16" TO 19" RIDE HEIGHT AFTER JAN. 2008
S-21800	HKA200 BELOW 16" RIDE HEIGHT
S-22948	HKA200 16" RIDE HEIGHT AND ABOVE
S-21784	HKA250 14" & 15" RIDE HEIGHT
S-24443	HKA250 16" & 19" RIDE HEIGHT
S-20223	HT190T
S-20217	HT190U
S-20010	HT230 ALL MODELS EXCEPT BELOW
S-21208	HT230TA15-520 THRU TA15-523, HT230TA17-521 & TA17-522
S-20124	HT250T ALL MODELS EXCEPT HT250T-17-022 & TB15-025
	HT250U ALL MODELS EXCEPT HT250U-9-006, U-9-028, U-9-029, U-12-006, U-14-006 & U-14-028, UB12-006, UB12-028, UB14-006 & UB14-028
S-20127	HT250T-17-022 & TB15-025
	HT250U-9-006, U-9-028, U-9-029, U-12-006, U-14-006 & U-14-028, UB12-006, UB12-028, UB14-006 & UB14-028
S-20413	HT250U-6.5-011 & U-6.5-023
S-20414	HT250U-9-010 & UB9-010
S-20716	HT250U-6.5-002, U-6.5-003, U-6.5-031
S-13122	HT250U-9-020, U-9-021, U-9-023, U-9.2-026, U-15-022, UB9-022 & UB15-022
S-14249	HT250U-7.5-021 & U-7.5-022

## PIVOT BOLT KITS

## PIVOT BUSHING KITS

### MODELS HT190, HT230 AND HT250 WITHOUT QUIK-ALIGN



Kit Number S -3646		
Component Number	Description	Qty
B-2809	1-1/8" - 7 X 9 -3/4" BOLT	1
SA-8900-7	1-1/8" --7 LOCK NUT	
A-2068-1	DELRIN LINER	



Kit Number S-6914		
Component Number	Description	Qty
C-3558	TRI-FUNCTIONAL BUSHING	1
S-3646	PIVOT BOLT KIT	
A-14011	LUBE PACK 2.0 OZ	
S-21099	BUSHING WEAR PAD	2

### MODELS HK190T/230, HKA250, HT190/230/250, AA230L/250L & AAT23K/25K/30K WITH QUIK-ALIGN



Kit Number S-24679		
Component Number	Description	Qty
A-21024	HARDENED WASHER	2
A-23583	HEAVY HEXNUT	1
B-23582-1	SHEAR-TYPE BOLT	
L-688	DECAL	



Kit Number S-24691		
Component Number	Description	Qty
C-21824	PIVOT BUSHING	1
S-24679	PIVOT BOLT KIT	
A-14011	LUBE PACK 2.0 OZ	
B-26807	BUSHING WEAR PAD	2

### MODELS HKA180/200 WITH QUIK-ALIGN



Kit Number S-26321		
Component Number	Description	Qty
D-25364	PIVOT BUSHING	2
S-24705	PIVOT BOLT KIT	
A-14011	LUBE PACK 2.0 OZ	1
B-26807	BUSHING WEAR PAD	4



Kit Number S-24705		
Component Number	Description	Qty
A-21024	HARDENED WASHER	2
A-23583	HEAVY HEXNUT	1
B-23582-1	SHEAR-TYPE BOLT	
L-688	DECAL	



Pivot Bushing Tools	
Part Number	Components
S-21307	STANDARD BUSHING
S-24736	NARROW BUSHING



Pivot Bolt Socket	
Part Number	Components
S-24303	SIZE E-20

## SHOCKS, STRAPS & BOLT KITS

### HENDRICKSON SHOCKS BY APPLICATION

Part Number	Application
S-22311	AA230L/AA250L STANDARD DUTY 6 1/2" TO 8" RIDE HEIGHT
S-23290	AA230L/AA250L STANDARD DUTY 8 1/2" TO 10" RIDE HEIGHT
S-23013	AA230L/AA250L STANDARD DUTY 10 1/2" TO 15" RIDE HEIGHT
S-23315	AA230L/AA250L STANDARD DUTY 15 1/2" TO 21" RIDE HEIGHT
S-22312	AA230L/AA250L EXTENDED SERVICE HIGH DAMPING, 6 1/2" TO 8" RIDE HEIGHT
S-23291	AA230L/AA250L EXTENDED SERVICE HIGH DAMPING, 8 1/2" TO 10" RIDE HEIGHT
S-23014	AA230L/AA250L EXTENDED SERVICE HIGH DAMPING, 10 1/2" TO 15" RIDE HEIGHT
S-23316	AA230L/AA250L EXTENDED SERVICE HIGH DAMPING, 15 1/2" TO 21" RIDE HEIGHT
S-23566	AAT23K & AAT25K STANDARD DUTY
S-23361	AAT23K & AAT25K LIMITED REBOUND
S-24023	AAT30K AND SOME AAT23K & AAT25K MODELS EXTENDED SERVICE HIGH DAMPING
S-21292	HK190T/HK230
S-24088	HKA180
S-23566	HKA200
S-24023	HKA250
S-20001	ALL HT190T & HT190U ALL MODELS EXCEPT BELOW
S-20002	HT190U-7.5-517
S-2212	HT190U-6.75-001 THRU 003 & U-6.75-020
S-23649	HT190U-9-022 & HT190UB7-021
S-20002	HT230 ALL MODELS EXCEPT BELOW
S-2160	HT230-14-007, 14-011, 15-007, 15-011, 15-012, 15-028, TA14-007, TA15-007, TA16-007, TA17-007, TB14-033 & TB15-028
S-20126	HT230-14-017, 15-017, 15-517, 17-517, TA15-517, TA15-520 & TA17-517
S-2212	HT230-14-020, 14-021 & TA14-021
B-22345	HT230TA14-020
S-21553	HT230TA15-521, & TA17-521
S-21699	HT230TA15-522 & TA17-522
S-2212	HT250T
S-20002	HT250U ALL MODELS EXCEPT BELOW
S-21553	HT250U-6.5-027, U-9-027, U-9-028, U-14-028, UB6.5-522, UB7.5-027, UB7.5-522, UB9-522, UB12-027, UB12-028, UB14-027 & UB14-028
S-1667	HT-250U-7.5-021 & U-7.5-022
S-2212	HT250U-9-020, U-9-021, U-9-023, U-9.2-026, U-15-022, UB9-022 & UB15-022
S-20126	HT250U-6.5-517, U-7.5-017, U-7.5-517, U-9-517, U-12-517, U-14-517, UB6.5-517 & UB7.5-517
S-2160	HT250U-6.5-030 & U-6.5-031

### SHOCKS TO SHOCK STRAP KITS

Shock	Shock Strap Kit
S-20001	S-14587-1
S-20002	S-14587-1
S-20126	S-14587-8
S-21292	S-14587-9
S-21553	S-14587-8
S-1667	S-14587-1
S-2160	S-14587-2
S-2212	S-14587-3
S-23361	C-23086-7
S-23566	C-23086-1
S-23649	C-23086-5
S-23650	C-23086-3
S-23651	C-23086-4
S-23743	C-23086-3
S-24023	C-24041-1
S-24088	C-23086-1

### SHOCK BOLT KITS

Application	Part Number
AA230L/250L	S-24757/2
AAT23K/25K*	S-20896/2
AAT23K/25K**	S-24021
AAT30K***	S-20031/2
HK190T/230	S-20031/2
HKA180/200/250	S-24049/2
HT190T****	
HT190U****	
HT230****	
HT250T	S-20031/2
HT250U	S-2157/2

\* AAT23K/25K BEFORE 8/11/95

\*\* AAT23K/25K AFTER 8/11/95 AND AAT30K FRONT MOUNTED SHOCK

\*\*\* REAR MOUNTED SHOCK

\*\*\*\* MULTIPLE OPTIONS, SEE HENDRICKSON CATALOG



## SHOCKS, STRAPS & BOLT KITS

### HENDRICKSON SHOCKS BY APPLICATION

Part Number	Application
S-22311	AA230L/AA250L STANDARD DUTY 6 1/2" TO 8" RIDE HEIGHT
S-23290	AA230L/AA250L STANDARD DUTY 8 1/2" TO 10" RIDE HEIGHT
S-23013	AA230L/AA250L STANDARD DUTY 10 1/2" TO 15" RIDE HEIGHT
S-23315	AA230L/AA250L STANDARD DUTY 15 1/2" TO 21" RIDE HEIGHT
S-22312	AA230L/AA250L EXTENDED SERVICE HIGH DAMPING, 6 1/2" TO 8" RIDE HEIGHT
S-23291	AA230L/AA250L EXTENDED SERVICE HIGH DAMPING, 8 1/2" TO 10" RIDE HEIGHT
S-23014	AA230L/AA250L EXTENDED SERVICE HIGH DAMPING, 10 1/2" TO 15" RIDE HEIGHT
S-23316	AA230L/AA250L EXTENDED SERVICE HIGH DAMPING, 15 1/2" TO 21" RIDE HEIGHT
S-23566	AAT23K & AAT25K STANDARD DUTY
S-23361	AAT23K & AAT25K LIMITED REBOUND
S-24023	AAT30K AND SOME AAT23K & AAT25K MODELS EXTENDED SERVICE HIGH DAMPING
S-21292	HK190T/HK230
S-24088	HKA180
S-23566	HKA200
S-24023	HKA250
S-20001	ALL HT190T & HT190U ALL MODELS EXCEPT BELOW
S-20002	HT190U-7.5-517
S-2212	HT190U-6.75-001 THRU 003 & U-6.75-020
S-23649	HT190U-9-022 & HT190UB7-021
S-20002	HT230 ALL MODELS EXCEPT BELOW
S-2160	HT230-14-007, 14-011, 15-007, 15-011, 15-012, 15-028, TA14-007, TA15-007, TA16-007, TA17-007, TB14-033 & TB15-028
S-20126	HT230-14-017, 15-017, 15-517, 17-517, TA15-517, TA15-520 & TA17-517
S-2212	HT230-14-020, 14-021 & TA14-021
B-22345	HT230TA14-020
S-21553	HT230TA15-521, & TA17-521
S-21699	HT230TA15-522 & TA17-522
S-2212	HT250T
S-20002	HT250U ALL MODELS EXCEPT BELOW
S-21553	HT250U-6.5-027, U-9-027, U-9-028, U-14-028, UB6.5-522, UB7.5-027, UB7.5-522, UB9-522, UB12-027, UB12-028, UB14-027 & UB14-028
S-1667	HT-250U-7.5-021 & U-7.5-022
S-2212	HT250U-9-020, U-9-021, U-9-023, U-9.2-026, U-15-022, UB9-022 & UB15-022
S-20126	HT250U-6.5-517, U-7.5-017, U-7.5-517, U-9-517, U-12-517, U-14-517, UB6.5-517 & UB7.5-517
S-2160	HT250U-6.5-030 & U-6.5-031

### SHOCKS TO SHOCK STRAP KITS

Shock	Shock Strap Kit
S-20001	S-14587-1
S-20002	S-14587-1
S-20126	S-14587-8
S-21292	S-14587-9
S-21553	S-14587-8
S-1667	S-14587-1
S-2160	S-14587-2
S-2212	S-14587-3
S-23361	C-23086-7
S-23566	C-23086-1
S-23649	C-23086-5
S-23650	C-23086-3
S-23651	C-23086-4
S-23743	C-23086-3
S-24023	C-24041-1
S-24088	C-23086-1

### SHOCK BOLT KITS

Application	Part Number
AA230L/250L	S-24757/2
AAT23K/25K*	S-20896/2
AAT23K/25K**	S-24021
AAT30K***	S-20031/2
HK190T/230	S-20031/2
HKA180/200/250	S-24049/2
HT190T****	
HT190U****	
HT230****	
HT250T	S-20031/2
HT250U	S-2157/2

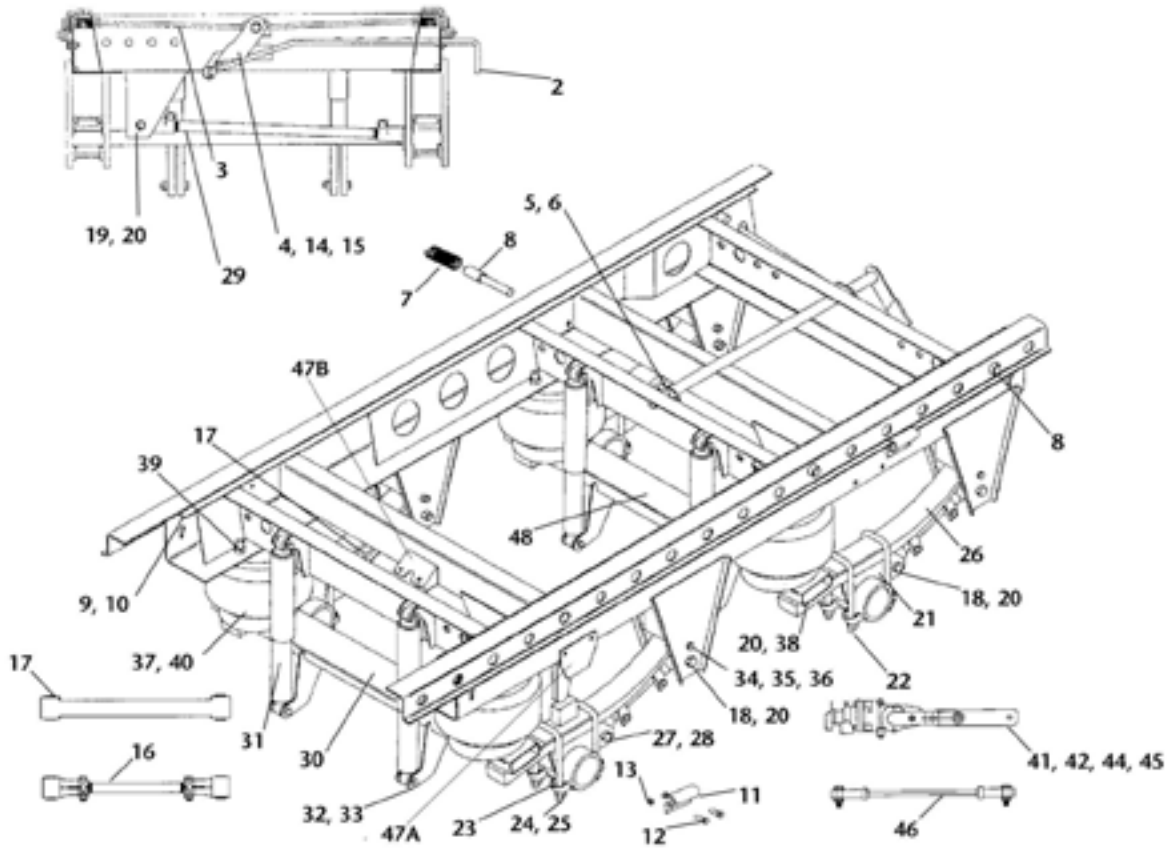
\* AAT23K/25K BEFORE 8/11/95

\*\* AAT23K/25K AFTER 8/11/95 AND AAT30K FRONT MOUNTED SHOCK

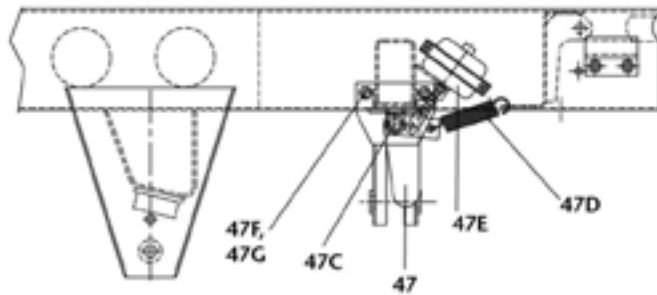
\*\*\* REAR MOUNTED SHOCK

\*\*\*\* MULTIPLE OPTIONS, SEE HENDRICKSON CATALOG

## HOLLAND BINKLEY AIRLITE 2 COMPONENTS



### Optional Air Level

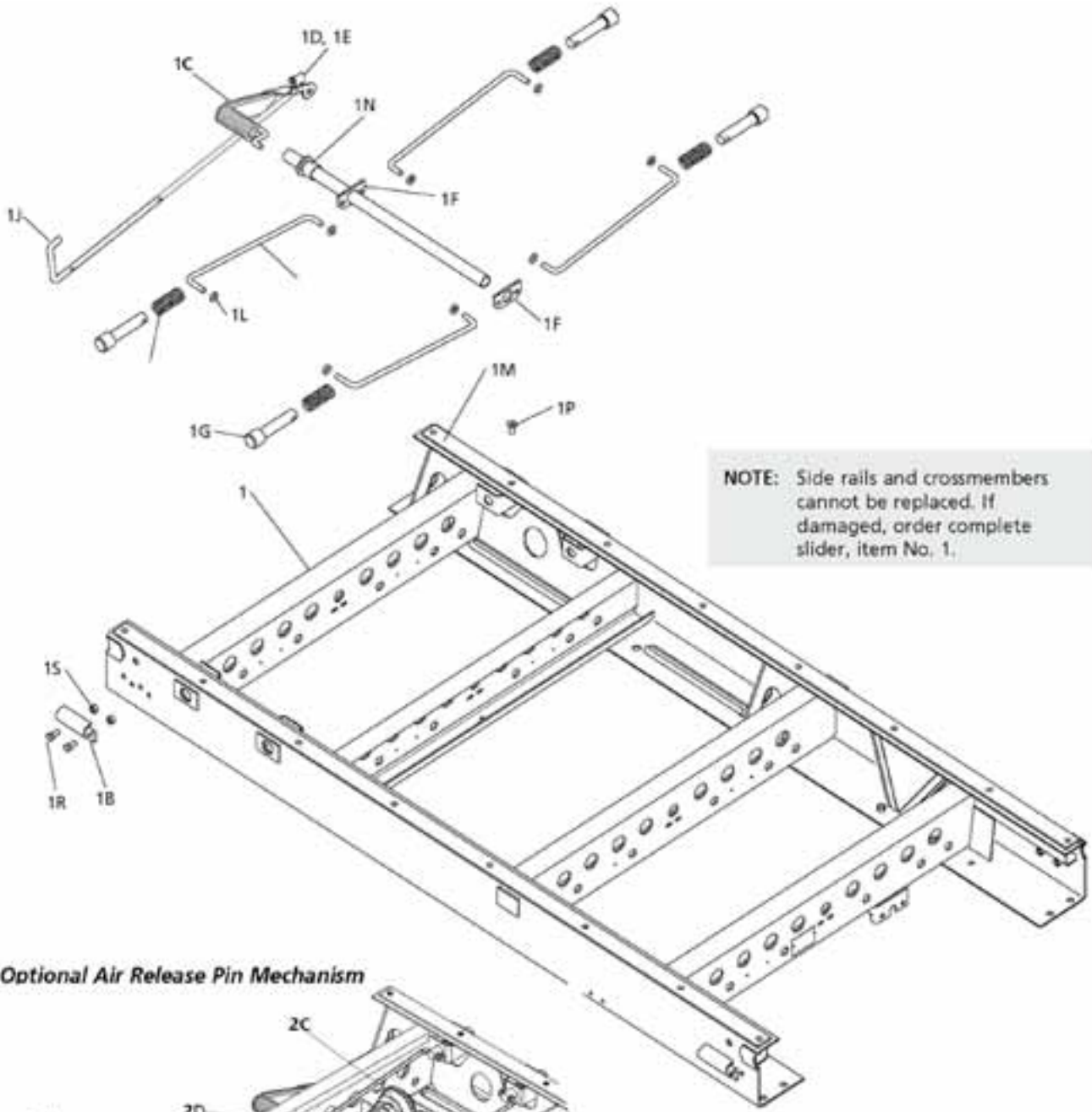


## HOLLAND BINKLEY AIRLITE 2 COMPONENTS

Item	Part Number	Description
1	N/A	SUB FRAME ASSEMBLY
2	SLOA1122-42	PULL ARM, 42" FRAME WIDTH
	SLOA1122-48	PULL ARM, 48" FRAME WIDTH
3	SLOA1058-02	LINKAGE ARM 42" FRAME WIDTH
	SLOA1058-01	LINKAGE ARM 48" FRAME WIDTH
4	SL0019-01	QUICK RELEASE REPLACEMENT KIT
5	SL00523-01	SPACER
6	SL0994	TORSION CAM
7	XB-SPG-020-33	COMPRESSION SPRING
8	SLOA1056	LOCK PIN
9	XB-ST5-008-16	SELF TAPPING SCREW, 5/16"-18 X 3/4"
10	XB-SLOA1054	SLIDER PAD, 96" LONG
11	SL0893	HOLD DOWN BRACKET
12	XB-HHC-001-33	HEX CAP SCREW, 1/2"-13 X 1 1/4"
13	XB-SLN-012-42	LOCK NUT, 1/2"-13
14	XB-CTP-014-59	COTTER PIN, 3/16" X 1 1/2"
15	XB-PW-016-08	FLAT WASHER
16	SP0202-01	ADJUSTABLE TORQUE ARM ASSEMBLY
17	SP0224	FIXED TORQUE ARM ASSEMBLY
18	XB-SP0050-72	HEX CAP SCREW, 7/8"-14 X 5 1/2"
19	XB-SP0050-75	HEX CAP SCREW, 7/8"-14 X 4 13/16"
20	XB-SP0012-36	FLANGE LOCK NUT, 7/8"-14
21	SP0142-01	SPRING SEAT, 3/4" 16" RH
	SP0142-02	SPRING SEAT, 1 1/4" 16.5" RH
	SP0142-03	SPRING SEAT, 1 3/4" 17" RH
	SP0142-04	SPRING SEAT, 2 1/4" 17.5" RH
22	SP0099	BOTTOM PLATE 5" ROUND AXLE
23	XB-SP0074-H	U-BOLT, FLAT TOP, 8.88"
	XB-SP0074-J	U-BOLT, FLAT TOP, 9.38"
	XB-SP0074-K	U-BOLT, FLAT TOP, 9.88"
	XB-SP0074-L	U-BOLT, FLAT TOP, 10.38"
24	XB-SP0011-44	HEX NUT, 3/4"-16
25	XB-SP0016-67	HARDENED FLAT WASHER
26	XB-SP0205-01	SPRING, LOW ARCH

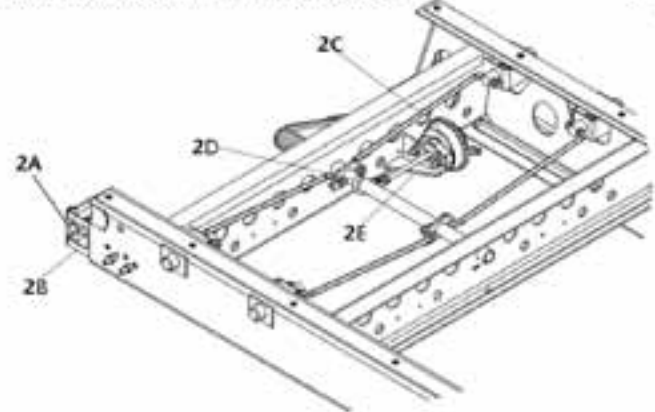
Item	Part Number	Description
27	XB-SP0203	SPRING LINER, UPPER
28	XB-SP0204	SPRING LINER, LOWER
29	SP0202-09	CROSS ARM ASSEMBLY, 42" FRAME WIDTH
	SP0202-10	CROSS ARM ASSEMBLY, 48" FRAME WIDTH
30	SP0278-42	LOWER BEAM, REAR W/O AIR LEVEL, 42" FRAME WIDTH
	SP0278-48	LOWER BEAM, REAR W/O AIR LEVEL, 48" FRAME WIDTH
	SP0284-42	LOWER BEAM, REAR W/ AIR LEVEL, 42" FRAME WIDTH
	SP0284-48	LOWER BEAM, REAR W/ AIR LEVEL, 48" FRAME WIDTH
31	XB-SPN-053-36	SHOCK ABSORBER
32	XB-SP0050-99	HEX CAP SCREW, 3/4"-10 X 3 1/4"
33	XB-SP0012-49	SELF LOCKING NUT, 3/4"-10
34	XB-SP0050-101	HEX HEAD CAP SCREW, 5/8"-11 X 5 1/4"
35	SP0221	SPACER SLEEVE
36	XB-SP0012-10	HEX NUT, SELF LOCKING, 5/8"-11
37	XB-SPN-053-60	AIR SPRING
38	XB-SP0050-100	HEX HEAD CAP SCREW, 7/8"-14 X 2 1/2"
39	XB-SP0012-51	HEX NUT, SELF LOCKING, 3/4"-16
40	XB-SP0012-52	HEX NUT, SELF LOCKING, 1/2"-13
41	XB-SPN-053-58	LEVELING VALVE
	XB-SPN-053-54	LEVELING VALVE, W/AUTO DUMP
42	XB-SPN-053-61	PRESSURE PROTECTION VALVE
43	XB-SPN-052--51	MANUAL SWITCH VALVE (NOT SHOWN)
44	XB-HHC-050-109	HEX HEAD CAP SCREW, 1/4"-20 X 2 1/2"
45	XB-SLN-012-60	LOCK NUT, 1/4"-20
46	XB-SPN-053-62	LINK, 10.50" LONG
47	SLOA1134-48/42	AIR LEVEL CAM
47A	SLOA1124	CAM BRACKET
47B	SLOA1129	BRACKET, AIR CHAMBER MOUNTING
47C	SLOA1123	SUPPORT SHAFT
47D	XB-SPG-020-34	EXTENSION SPRING
47E	SL0969	SERVICE CHAMBER
47F	XB-HHC-001-33	HEX CAP SCREW, 1/2"-13 X 1 1/4"
47G	XB-SLN-012-42	LOCK NUT, 1/2"-13
48	SP0277-42	LOWER BEAM, FRONT 42" FRAME WIDTH
	SP0277-48	LOWER BEAM, FRONT 48" FRAME WIDTH

## HOLLAND BINKLEY CB400/4000 & CBX40 COMPONENTS



**NOTE:** Side rails and crossmembers cannot be replaced. If damaged, order complete slider, item No. 1.

### Optional Air Release Pin Mechanism

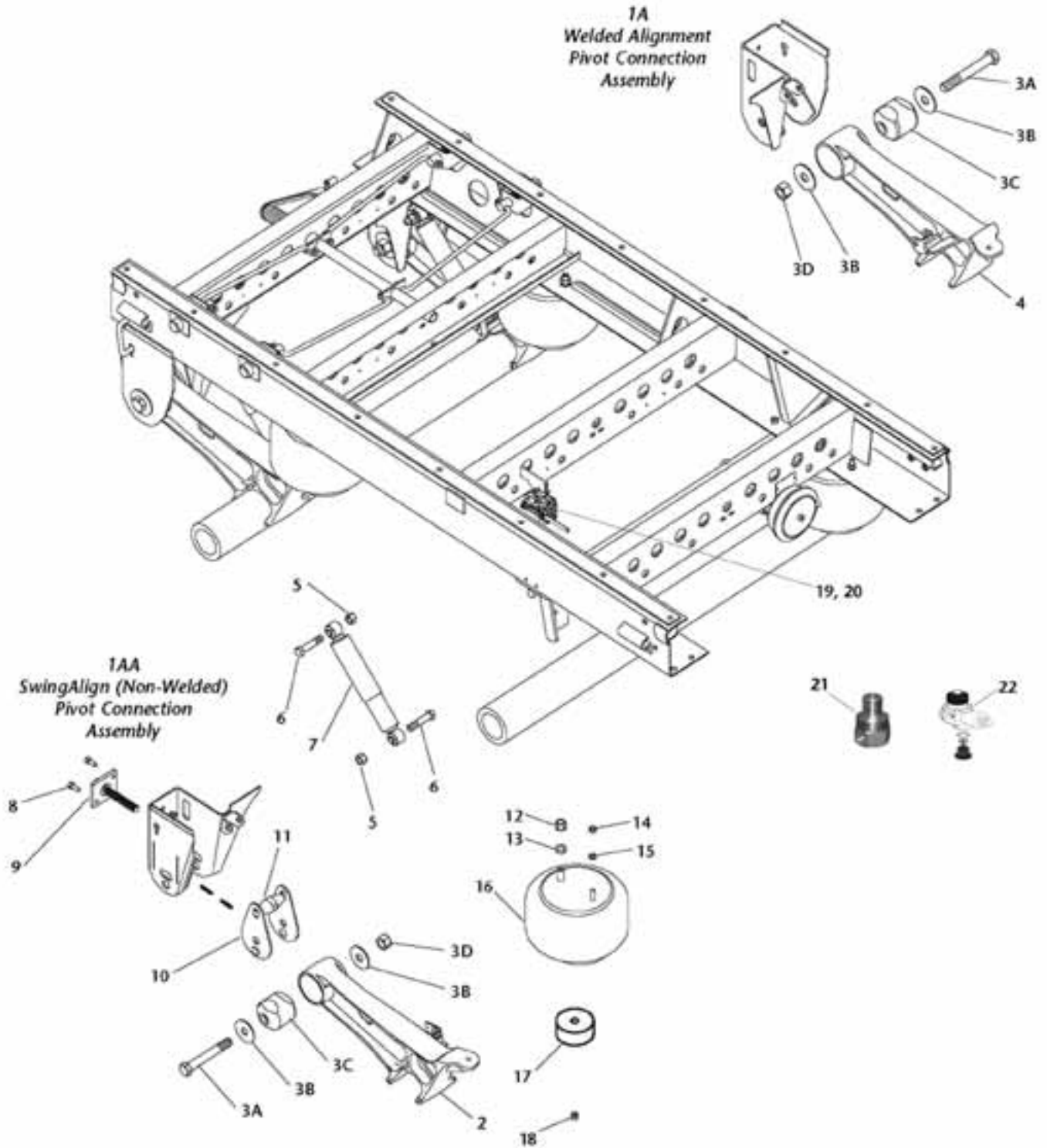


## HOLLAND BINKLEY CB400/4000 & CBX40 COMPONENTS

Slider Box Chart			Part Number			
Item No.	Slider Rail Style	Frame Width	CB400-15.5" Ride Height	CB400-16" Ride Height	CB400-16.5" Ride Height	CB400-17" Ride Height
1	BINKLEY	42"	CL211Q11	CL221Q11	CL231Q11	CL241Q11
		48"	CL111Q11	CL121Q11	CL131Q11	CL141Q11
	HUTCH	42"	CH211Q11	CH221Q11	CH231Q11	CH241Q11
		48"	CH111Q11	CH121Q11	CH131Q11	CH141Q11
	TTMA	42"	CT211Q11	CT221Q11	CT231Q11	CT241Q11
		48"	CT111Q11	CT121Q11	CT131Q11	CT141Q11
	UTILITY	42"	CU211Q11	CU221Q11	CU231Q11	CU241Q11
		48"	CU111Q11	CU121Q11	CU121Q11	CU141Q11

Item	Part Number	Description
1	SEE CHART ABOVE	SLIDER ASSEMBLY, W/FRAME BRACKETS
1B	SLO893	HOLD DOWN BRACKET
1C	SLOA1277-01	TORSION CAM
1D	SLOA1273	PULL HANDLE CLIP
1E	XB-CTP-014-59	COTTER PIN, 3/16" X 1 1/2"
1F	SLOA1274	CAM PLATE
1G	SLOA1261	LOCK PIN, HUTCH STYLE, 1 5/8" DIAMETER
	SLOA1238	LOCK PIN, ALL OTHER STYLES, 1 3/8" DIAMETER
1H	XB-SPG-020-35	COMPRESSION SPRING
1J	SLOA1445-02	PULL HANDLE, 42" FRAME WIDTH
	SLOA1445-01	PULL HANDLE, 48" FRAME WIDTH
1K	SLOA1239-01	PIN PULL ROD, 42" FRAME WIDTH
	SLOA1239-02	PIN PULL ROD, 48" FRAME WIDTH
1L	XB-PW-016-85	WASHER, 1/2"
1M	XB-SLOA1054	SLIDER PAD, 96" LONG
1N	SLO423-07	SPACER (CAMSHAFT STOP)
1P	XB-ST5-008-16	SELF TAPPING SCREW, 5/16"-18 X 3/4"
1R	XB-HHC-001-33	BOLT, 1/2"-13 X 1 1/4"
1S	XB-SLN-012-42	LOCK NUT, 1/2"-13
2A	90560012	VALVE, PUSH PULL, 3/2 W/AIR PILOT RESET
2B	90026223	BRACKET, VALVE MOUNTING
2C	90548040	SPRING BRAKE SERVICE CHAMBER
2D	90045547	CAM, SPRING BRAKE
2E	90026227	BRACKET, SPRING BRAKE

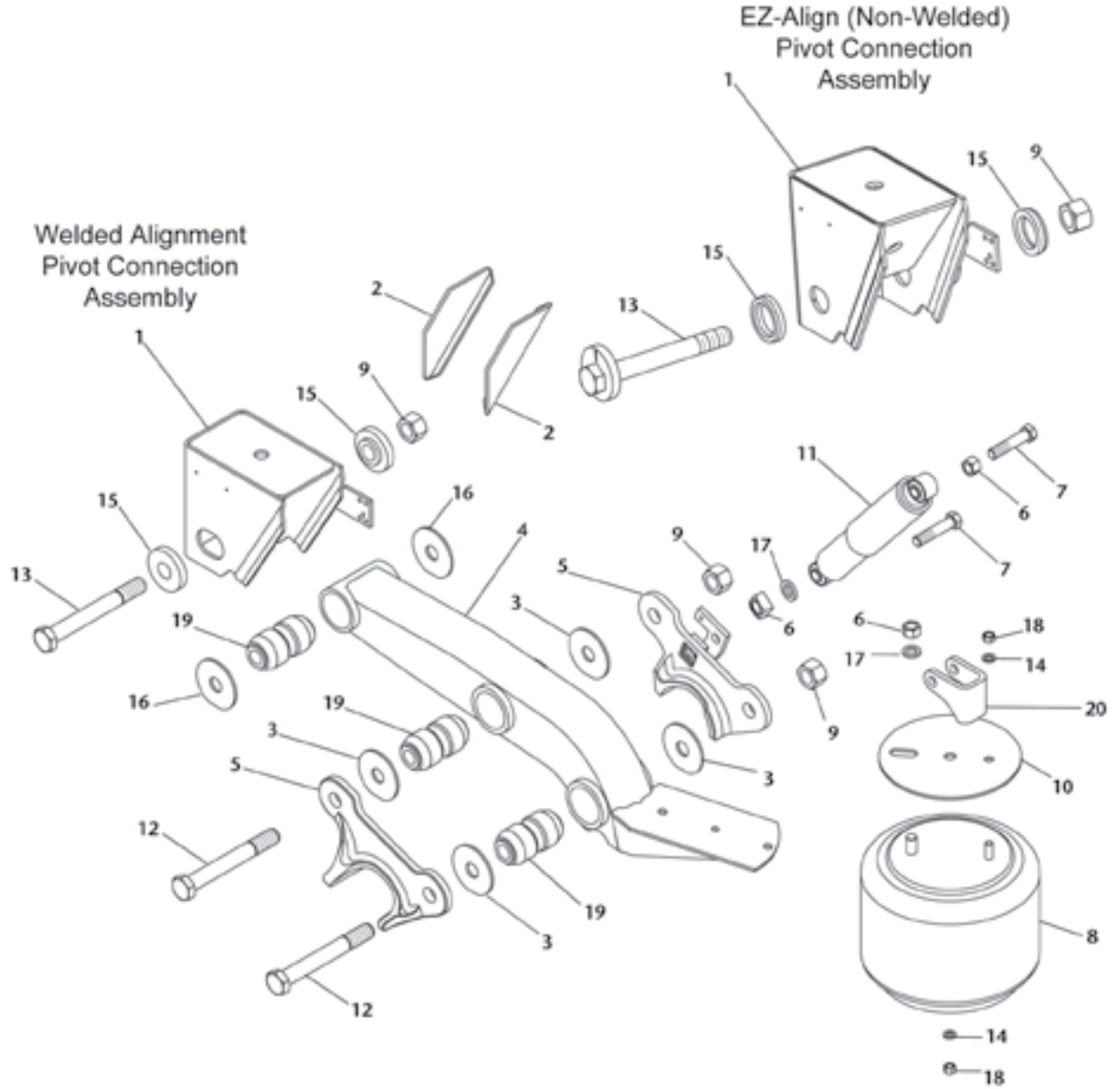
## HOLLAND BINKLEY CB400/4000 & CBX40 COMPONENTS



## HOLLAND BINKLEY CB400/4000 & CBX40 COMPONENTS

Item	Part Number	Description
1A	48100396	FRAME BRACKET, WELDED
1AA	48100395	FRAME BRACKET, SWING-ALIGN
2	48100449	EQUALIZING BEAM, R/S, 15.5" THRU 17" RH
	90548096	EQUALIZING BEAM, R/S, 18" RH
3A	93201070	PIVOT BOLT, 1 1/8"-7 X8.00" GR8
3B	93600553	PIVOT CONNECTION WASHER
3C	48100394	PIVOT BUSHING KIT (INCLUDES 3A, 3B & 3D)
3D	93400506	HEX LOCK NUT, 1 1/8"-7
4	48100450	EQUALIZING BEAM, C/S, 15.5" THRU 17" RH
	90548097	EQUALIZING BEAM, C/S, 18" RH
5	93400492	HEX LOCK NUT 3/4"-10
6	93006035	HEX BOLT 3/4"-10 X 3.50" GR5
7	90045298	SHOCK ABSORBER, 15.5" & 16" RH
	90044162	SHOCK ABSORBER, 16.5" & 17" RH
	90045040	SHOCK ABSORBER, 18" RH
8	XB-HHC-001-33	HEX BOLT 1/2"-13 X 1 3/4"
9	90548007	THREADED ROD ASSEMBLY
10	90531339	ALIGNMENT PLATE
11	90045491	SWING-ALIGN YOKE
12	93400149	HEX NUT 3/4"-16
13	93600077	WASHER 3/4"
14	93400136	HEX NUT , 1/2"-13
15	93600072	WASHER, 1/2"
16	48100492	AIR SPRING, 15.5" & 16" RH
	48100493	AIR SPRING, 16.5" RH
	48100494	AIR SPRING, 17" RH
	48100495	AIR SPRING, 18" RH
17	N/A	SPACER (NOT SOLD SEPARATELY)
18	93400623	FLANGE HEX NUT, 1/2"-13 GR8
19	90560122	HEIGHT CONTROL VALVE W/ INTEGRAL DUMP, LOW FLOW
	90560123	HEIGHT CONTROL VALVE W/O DUMP
	90560121	HEIGHT CONTROL VALVE W/ INTEGRAL DUMP, HIGH FLOW (NOT USED W/ POSI-LOK EQUIPPED UNITS)
20	90554771	HEIGHT CONTROL VALVE LINK, (ALL EXCEPT 18" RH)
	90554775	HEIGHT CONTROL VALVE LINK, 18" RH
21	90560109	PRESSURE PROTECTION VALVE (NEW STYLE)
22	90554107	OPTIONAL PRESSURE PROTECTION VALVE

### HOLLAND NEWAY RL228 COMPONENTS



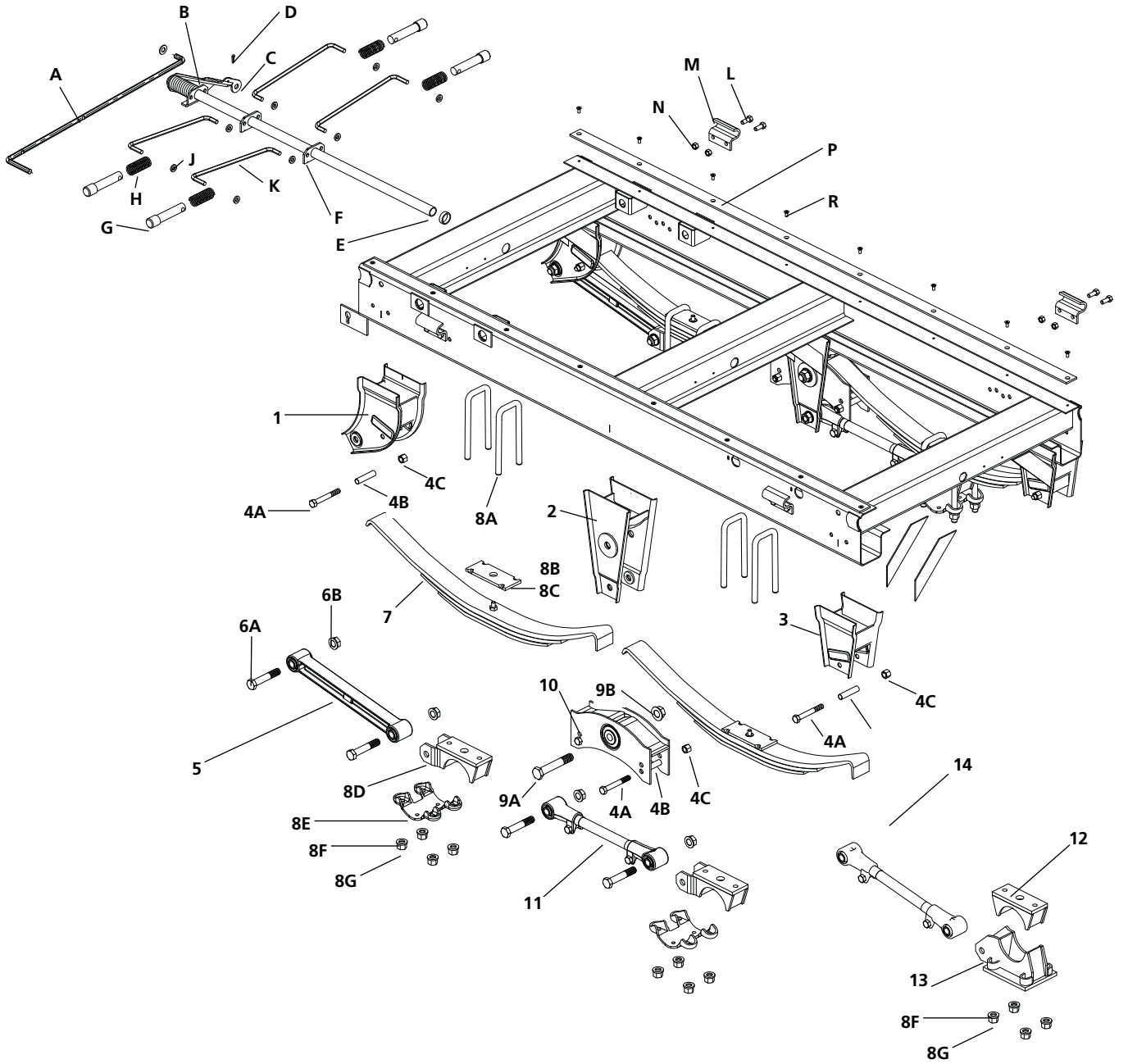


## HOLLAND NEWAY RL228 COMPONENTS

Item	Part Number	Description
1	90521147	FRAME BRACKET, EZ-ALIGN, RL-228-14-3 & RL228-14-4
	90521148	FRAME BRACKET, EZ-ALIGN, RL-228-15-3
	90521149	FRAME BRACKET, EZ-ALIGN, RL-228-16-3 & RL228-17-3
	90520846	FRAME BRACKET, WELDED ALIGNMENT, RL228-12-3
	90521141	FRAME BRACKET, WELDED ALIGNMENT, RL228-14-3 & RL228-14-4
	90521142	FRAME BRACKET, WELDED ALIGNMENT, RL228-15-3
	90521143	FRAME BRACKET, WELDED ALIGNMENT, RL228-16-3 & RL228-17-3
2	90025257	ANGLE BRACE, RL-228-12-3 & RL228-14-3
	90025157	ANGLE BRACE, RL-228-14-4
	90023002	ANGLE BRACE, RL-228-15-3, RL228-16-3 & RL-228-17-3
3	90036217	SPACER WASHER, 1 1/8"
4	90516566	EQUALIZING BEAM, R/S, ALL EXCEPT RL-228-14-4
	90516654	EQUALIZING BEAM, R/S, RL-228-14-4
	90516567	EQUALIZING BEAM, C/S, ALL EXCEPT RL-228-14-4
	90516655	EQUALIZING BEAM, R/S, RL-228-14-4
5	90001340	AXLE ADAPTER, C/S, OUTBOARD
	90501462	AXLE ADAPTER, R/S, INBOARD
	90001341	AXLE ADAPTER, R/S, OUTBOARD
	90501463	AXLE ADAPTER, C/S, INBOARD
6	93400149	HEX NUT, 3/4"-10 (TOP OF AIR SPRING)
	93400492	HEX NUT, 3/4"-10 (UPPER SHOCK LOCK NUT)
	93400367	SQUARE NUT, 3/4"-10 (FOR LOWER SHOCK BOLT)
7	93003597	BOLT, 3/4"-10 X 3 1/2" (UPPER SHOCK LOCK NUT)
	93003609	BOLT, 3/4"-10 X 4 (FOR LOWER SHOCK BOLT)

Item	Part Number	Description
8	90557223	AIR SPRING, RL-228-12-3
	90557156	AIR SPRING, ALL EXCEPT RL-228-12-3 & RL-228-17-3
	90557157	AIR SPRING, RL-228-17-3
9	93400506	LOCK NUT, 1 1/8"
10	90033785	AIR SPRING MOUNTING PLATE
	90531245	AIR SPRING MOUNTING PLATE, UPPER W/ SHOCK BRACKET, RS
	90531246	AIR SPRING MOUNTING PLATE, UPPER W/ SHOCK BRACKET, CS
11	90044162	SHOCK ABSORBER, RL-228-12-3
	90044642	SHOCK ABSORBER, ALL EXCEPT RL228-12-3 & RL-228-17-3
	90044089	SHOCK ABSORBER, RL-228-17-3
12	93201051	BOLT, 1 1/8"
13	93201055	PIVOT BOLT, 1 1/8" WELDED ALIGNMENT, RL-228-12-3
	93201069	PIVOT BOLT, 1 1/8" EZ-ALIGN, ALL EXCEPT RL-228-12-3
14	93600072	WASHER, 1/2"
15	90008147	ALIGNMENT BLOCK, WELDED ALIGNMENT, RL-228-12-3
	90008198	ALIGNMENT BLOCK, WELDED ALIGNMENT, ALL EXCEPT RL-228-12-3
	90008238	ALIGNMENT BLOCK, EZ-ALIGN, ALL EXCEPT RL-228-12-3
16	90036177	WASHER, 1.14" DIA.
17	93600077	WASHER, 3/4"
18	93400136	NUT, 1/2"-13
19	90008149	PIVOT & AXLE BUSHING
20	90018515	UPPER SHOCK BRACKET

## HOLLAND BINKLEY ULTRALITE 2 COMPONENTS



## HOLLAND BINKLEY ULTRALITE 2 COMPONENTS

SLIDER BOX COMPONENTS		
Item	Part Number	Description
A	SLOA1269-02	PULL HANDLE, 42" FRAME WIDTH
	SLOA1269-01	PULL HANDLE, 48" FRAME WIDTH
	SLOA1269-03	PULL HANDLE, 54" FRAME WIDTH
B	SLOA1277-01	CENTER PIN PULL ASSEMBLY
C	XB-PW-016-08	RETAINER WASHER
D	XB-CTP-014-59	COTTER PIN, 3/16" X 1 1/2"
E	SL0523-07	SPACER
F	SLOA1274	TORSION CAM
G	SLOA1261	LOCK PIN, HUTCH STYLE, 1 5/8" DIA.
	SLOA1238	LOCK PIN, ALL OTHER STYLES, 1 3/8" DIA.
H	XB-SPG-020-35	COMPRESSION SPRING
J	XB-PW-016-85	WASHER, 1/2" (PIN PULL ROD)
K	SLOA1239-01	PIN PULL ROD, 42" FRAME WIDTH
	SLOA1239-02	PIN PULL ROD, 48" FRAME WIDTH
	SLOA1239-03	PIN PULL ROD, 54" FRAME WIDTH
L	XB-HHC-001-33	BOLT, 1/2"-13 X 1 1/4"
M	SL0893	HOLD DOWN CLIP
N	XB-SLN-012-42	LOCK NUT, 1/2"-13
P	XB-SLOA1054	SLIDER PAD, 96" LONG
R	XB-STS-008-16	SELF TAPPING SCREW, 5/16"-18 X 3/4"

SUSPENSION COMPONENTS		
Item	Part Number	Description
1	SP0100	FRONT HANGER, STRADDLE MOUNT
2	SP0110	CENTER HANGER, STRADDLE MOUNT
3	SP0120	REAR HANGER, STRADDLE MOUNT
4A	XB-SP0050-71	BOLT, 5/8"-11 X 4 1/2", GR5
4B	XB-SP0145	SPACER, 5/8"
4C	XB-SP0012-10	LOCK NUT, 5/8"-11
5	SP0143	FIXED TORQUE ARM W/BUSHINGS
6A	XB-SP0050-75	BOLT, 7/8-14 X 4 3/4", GR5
6B	XB-SP0012-36	FLANGE LOCK NUT, 7/8"-14
7	VARIOUS	SPRING (SUPPLIED BY MANUFACTURER)
8A	SEE CHART A	U-BOLT, 3/4" DIA. STANDARD & FRONT AXLE W/NO HOP
	SEE CHART B	U-BOLT, 3/4" DIA. REAR AXLE W/NO HOP OPTION
8B	SP0178	TOP PLATE
8C	SP0049	SPRING LINER
8D	SEE CHART A	SPRING SEAT, STANDARD & FRONT AXLE W/NO HOP OPTION
8E	SP0099	BOTTOM PLATE
8F	XB-SP0016-67	HARDENED WASHER, 13/16" ID X 1 15/16" OD
8G	XB-SP0011-44	HEX NUT, 3/4"-16 GR8
9A	XB-SP0050-73	BOLT, 1"- 14 X 6 1/16" GR5
9B	XB-SP0012-37	FLANGE LOCK NUT, 1"-14
10	SP0131	EQUALIZER W/BUSHING
11	SP0123	ADJUSTABLE TORQUE ARM W/BUSHINGS
12	SEE CHART B	SPRING SEAT, NO HOP (REAR AXLE ONLY)
13	SP0170	BOTTOM PLATE, NO HOP (REAR AXLE ONLY)
14	SP0169	ADJUSTABLE TORQUE ARM, NO HOP (REAR AXLE ONLY)

**CHART A**

Item	Spring Used	SPRING SEAT HEIGHT							
		3/4"	1 1/4"	1 3/4"	2 1/4"	2 3/4"	3 1/4"	3 3/4"	4 1/4"
8A	3 LEAF SPRINGS	XB-SP0074-J	XB-SP0074-K	XB-SP0074-L	XB-SP0074-M	XB-SP0074-P	XB-SP0074-R	XB-SP0074-S	XB-SP0074-T
	3 LEAF HD SPRINGS	XB-SP0074-K	XB-SP0074-L	XB-SP0074-M	XB-SP0074-P	XB-SP0074-R	XB-SP0074-S	XB-SP0074-T	XB-SP0074-U
	2 LEAF SPRINGS	XB-SP0074-H	XB-SP0074-J	XB-SP0074-K	XB-SP0074-L	XB-SP0074-M	XB-SP0074-P	XB-SP0074-R	XB-SP0074-S
	SINGLE LEAF SPRINGS	XB-SP0074-G	XB-SP0074-H	XB-SP0074-J	XB-SP0074-K	XB-SP0074-L	XB-SP0074-M	XB-SP0074-P	XB-SP0074-R
8D	SPRING SEATS	SP0142-01	SP0142-02	SP0142-03	SP0149-04	SP0149-05	SP0149-06	SP0149-07	SP0149-08

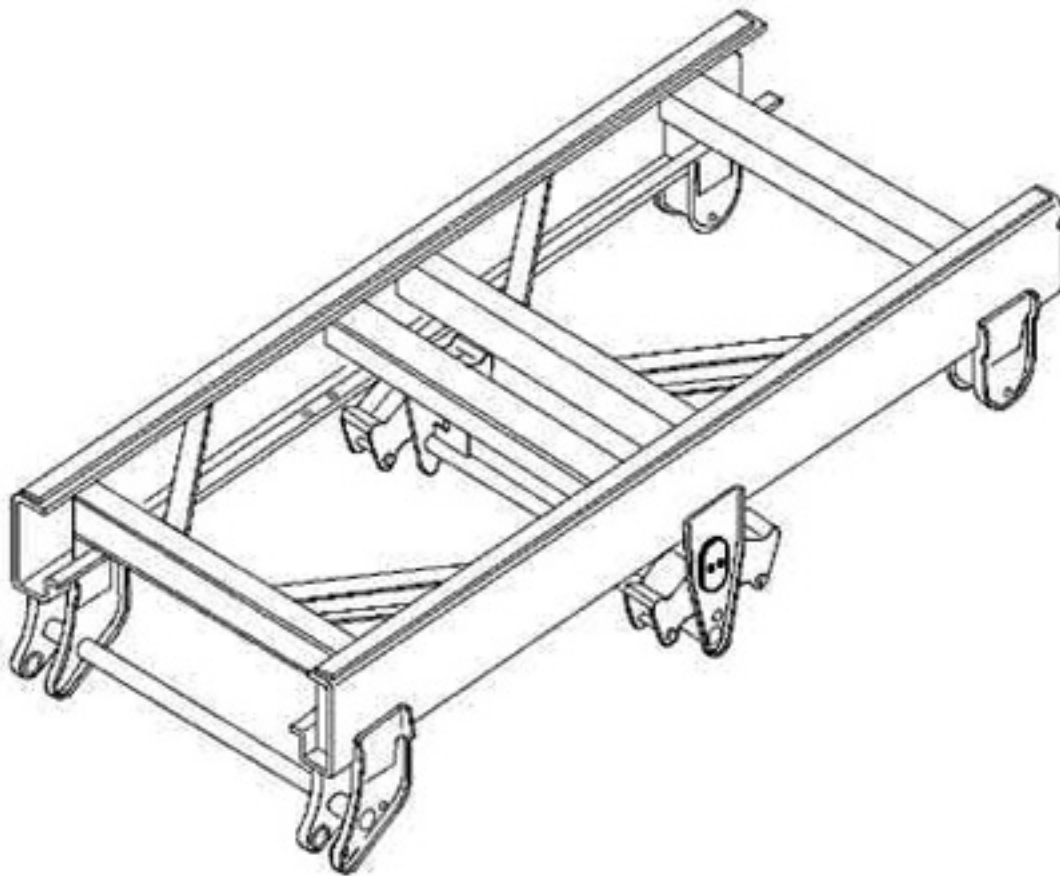
**CHART B (WITH NO HOP OPTION)**

Item	Spring Used	Description	SPRING SEAT HEIGHT			
			3/4"	1 1/4"	1 3/4"	2 1/4"
8A	3 LEAF SPRINGS	FRONT U-BOLT	XB-SP0074-J	XB-SP0074-K	XB-SP0074-L	XB-SP0074-M
		REAR U-BOLT	XB-SP0074-S	XB-SP0074-T	XB-SP0074-U	XB-SP0074-V
	3 LEAF HD SPRINGS	FRONT U-BOLT	XB-SP0074-K	XB-SP0074-L	XB-SP0074-M	XB-SP0074-P
		REAR U-BOLT	XB-SP0074-T	XB-SP0074-U	XB-SP0074-V	XB-SP0074-W
	2 LEAF SPRINGS	FRONT U-BOLT	XB-SP0074-H	XB-SP0074-J	XB-SP0074-K	XB-SP0074-L
		REAR U-BOLT	XB-SP0074-R	XB-SP0074-S	XB-SP0074-T	XB-SP0074-U
SINGLE LEAF SPRINGS	FRONT U-BOLT	XB-SP0074-G	XB-SP0074-H	XB-SP0074-J	XB-SP0074-K	
	REAR U-BOLT	XB-SP0074-P	XB-SP0074-R	XB-SP0074-S	XB-SP0074-T	
8D	SPRING SEATS	FRONT SEAT	SP0142-01	SP0142-02	SP0142-03	SP0149-04
12	SPRING SEATS	REAR SEAT	SP0172-01	SP0172-02	SP0172-03	SP0172-04

## HOLLAND BINKLEY & HOLLAND NEWAY BUSHING KITS

PIVOT CONNECTION KITS		
Part Number	Model Used On	Description
48100264	RL228/230	SRK-203, WELDED ALIGNMENT, W/1055 BOLT USE WITH 3.13" DIA. ALIGNMENT BLOCK
48100384	RL228/230 RLU228	SRK-520, 1-EZ-ALIGN / 1-WELD ALIGN, W/1055 BOLT
48100385	RL228/230 RLU228	SRK-521, EZ-ALIGN
48100389	NS400/450	SRK-525, 1-EZ-ALIGN / 1-WELD ALIGN, W/1069 BOLT USE WITH 2.80" DIA. ALIGNMENT BLOCK
48100319	RL228/230 RLU228	SRK-456, WELDED ALIGNMENT, W/1069 BOLT
48100388	RL300 RLU250/300	SRK-524, WELDED ALIGNMENT, W/1069 BOLT
48100383		SRK-519, 1-EZ-ALIGN / 1-WELD ALIGN, W/1069 BOLT
48100386	RL250 RLU250	SRL-522, EZ-ALIGN
48100387		SRK-523, 1-EZ-ALIGN / 1-WELD ALIGN, W/1055 BOLT
48100202	RLU228	SRK-145, WELDED ALIGNMENT, W/1055 BOLT
48100394	CB400 CB2300	SRK-530

AXLE CONNECTION KITS		
Part Number	Model Used On	Description
48100328	RL228/230	SRK-0265 FOR 2PC AXLE ADAPTER
48100206	RL250 RL300 RLU228 RLU250/300	SRK-149 FOR 1PC AXLE ADAPTER
48100320	NS400/450	SRK-457

**HOLLAND BINKLEY SLIDER SUBFRAMES**
**HOLLAND SLIDER SUBFRAMES**

**BINKLEY SLIDING SUBFRAMES**

Part Number	Hanger Type	Width	Note
SLE98E480000N000	SP9000 ST/MT	48"	L/S 3 W/MUDFLAP BRKT
SLE98E-8B	SP9000 ST/MT	48"	L/S 4 NO MUDFLAP BRKT

## HUTCH SUSPENSION BOXED KITS

### GREAT DANE & HUTCH SUSPENSION MATRIX

1	2	3	4	5	6	7	8	9	10	11
H	U	T								

**1-3** SUPPLIER VENDOR CODE HUT

**4** SUSPENSION MODEL

A = H9700  
 B = CH9700  
 C = H9600  
 D = CH9600

**5** HANGER STYLE

T = STRADDLE MOUNT STM  
 U = UNDER MOUNT UND  
 B = FLANGE MOUNT, BOLT ON FLB  
 W = FLANGE MOUNT, WELD ON FLW  
 S = SIDE MOUNT SI/MT

**6** NUMBER OF AXLES

1 = SINGLE AXLE  
 5 = MAC KIT

**7** AXLE SPREAD

A = 42.5"  
 B = 44"  
 C = 49"  
 D = 54.5"  
 E = 57.5"  
 F = 61"  
 G = 73"  
 H = 81"  
 I = 97"  
 J = 109"  
 K = 121"

**8** AXLE CONFIGURATION

O = OVERSLUNG  
 U = UNDERSLUNG  
 N = OVERSLUNG NO HOP

**9** AXLE SIZE

R = 5" ROUND  
 S = 5 X 5 SQUARE  
 T = 4 X 6 RECTANGULAR

**10** SEAT HEIGHT

1 = .75  
 2 = 1.25  
 3 = 1.75  
 4 = 2.25  
 5 = 2.75  
 6 = 3.25  
 7 = 3.75  
 8 = 4.25  
 9 = 4.75

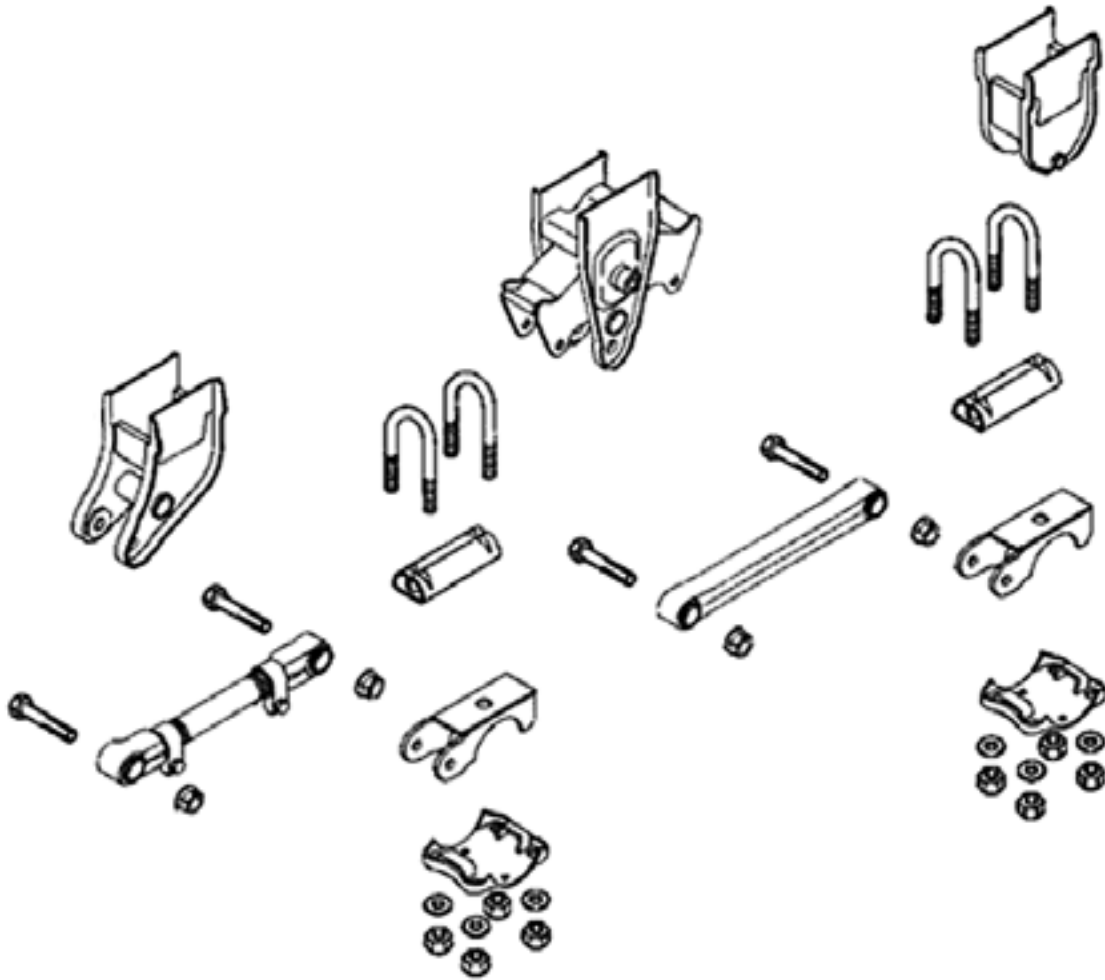
**11** SPRINGS

1 = LESS SINGLE LEAF  
 2 = LESS 2 LEAF  
 3 = LESS 3 LEAF  
 4 = LESS 3 LEAF HD  
 6 = LESS 6 LEAF  
 7 = LESS 7 LEAF  
 8 = LESS 8 LEAF  
 9 = LESS 9 LEAF

**NOTE: TO CONFIGURE A TANDEM, USE ONE SINGLE KIT AND ONE MAC KIT.  
 TO CONFIGURE A TRIPLE, USE ONE SINGLE KIT AND TWO MAC KITS; ETC.**

## H9700 BOXED SUSPENSION KITS, FOR 5" ROUND AXLES, 49" SPREAD, LESS SPRINGS

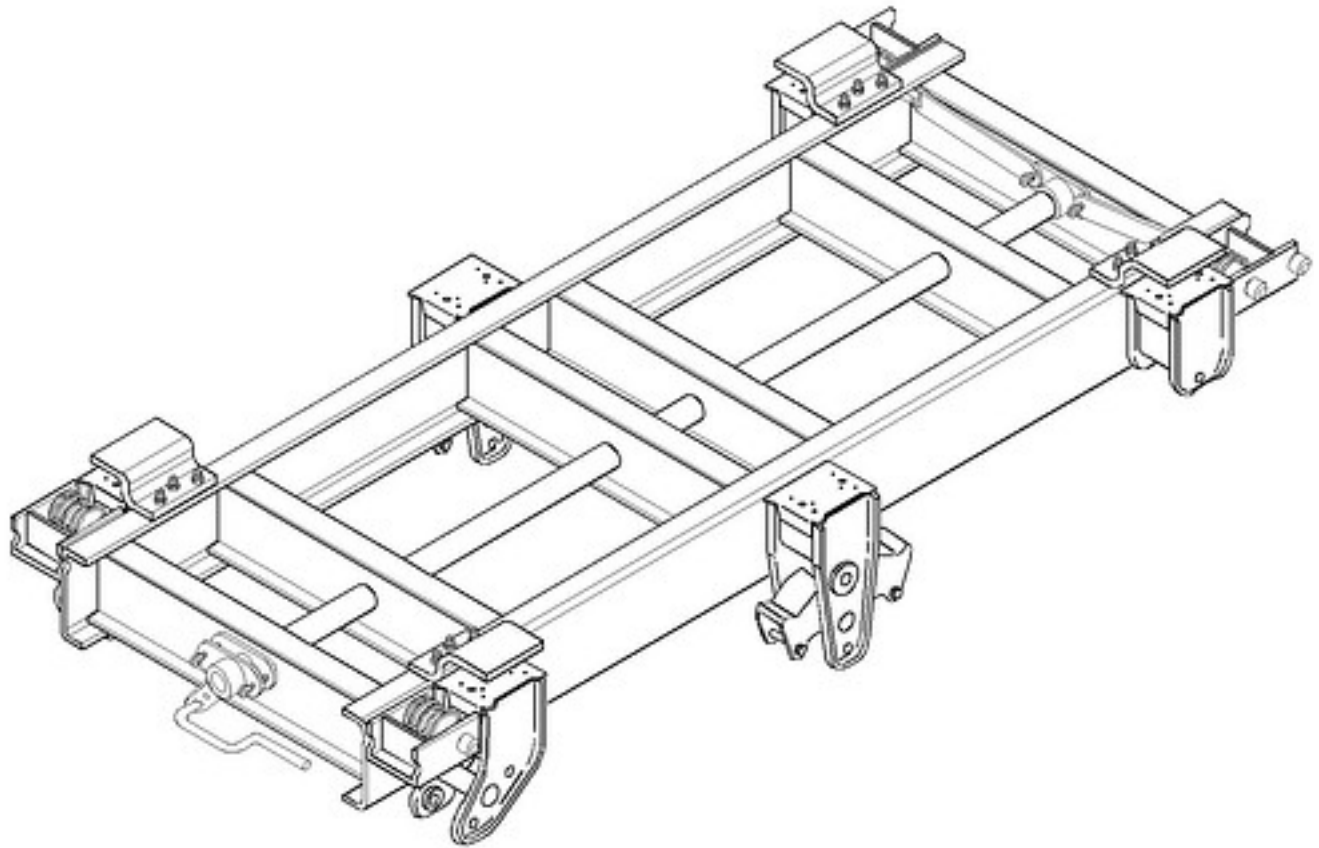
**HUTCH H9700 SUSPENSION KITS**



Part Number	Description	Comments
AT1COR13	SINGLE AXLE, STRADDLE MOUNT, 3/4" SPRING SEATS	
AT1COR23	SINGLE AXLE, STRADDLE MOUNT, 1-1/4" SPRING SEATS	
AT5COR13	MAC, STRADDLE MOUNT, 3/4" SPRING SEATS	OVERSLUNG, LESS STD 3 LEAF
AT5COR23	MAC, STRADDLE MOUNT, 1-1/4" SPRING SEATS	
AU1COR13	SINGLE AXLE, UNDER MOUNT, 3/4" SPRING SEATS	
AU1COR23	SINGLE AXLE, UNDER MOUNT, 1-1/4" SPRING SEATS	
AU1COR54	SINGLE AXLE, UNDER MOUNT, 2-3/4" SPRING SEATS	OVERSLUNG, LESS HD 3 LEAF
AU1CUR13	SINGLE AXLE, UNDER MOUNT, 3/4" SPRING SEATS	UNDERSLUNG, LESS STD 3 LEAF
AU5COR13	MAC, UNDER MOUNT, 3/4" SPRING SEATS	OVERSLUNG, LESS STD 3 LEAF
AU5COR23	MAC, UNDER MOUNT, 1-1/4" SPRING SEATS	
AU5CUR13	MAC, UNDER MOUNT, 3/4" SPRING SEATS	UNDERSLUNG, LESS STD 3 LEAF
AW1COR53	SINGLE AXLE, FLANGE MOUNT, 2-3/4" SPRING SEATS	OVERSLUNG, LESS STD 3 LEAF
AW5COR53	MAC, FLANGE MOUNT, 2-3/4" SPRING SEATS	

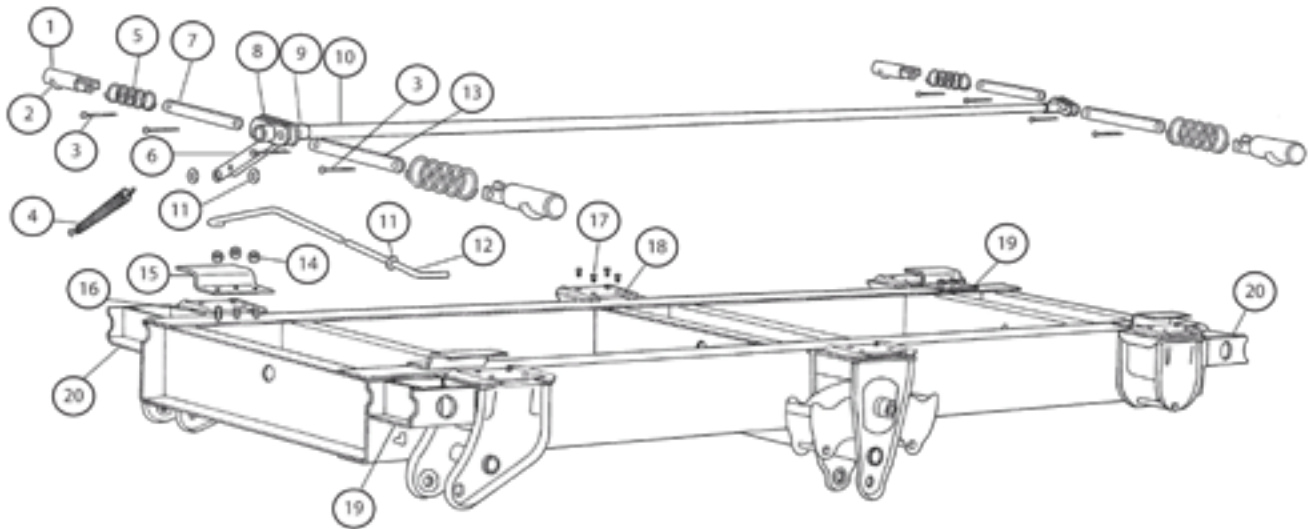
## SLIDER SUBFRAME ASSEMBLIES W/HANGERS & EQUALIZERS

HUTCH SLIDER SUBFRAMES



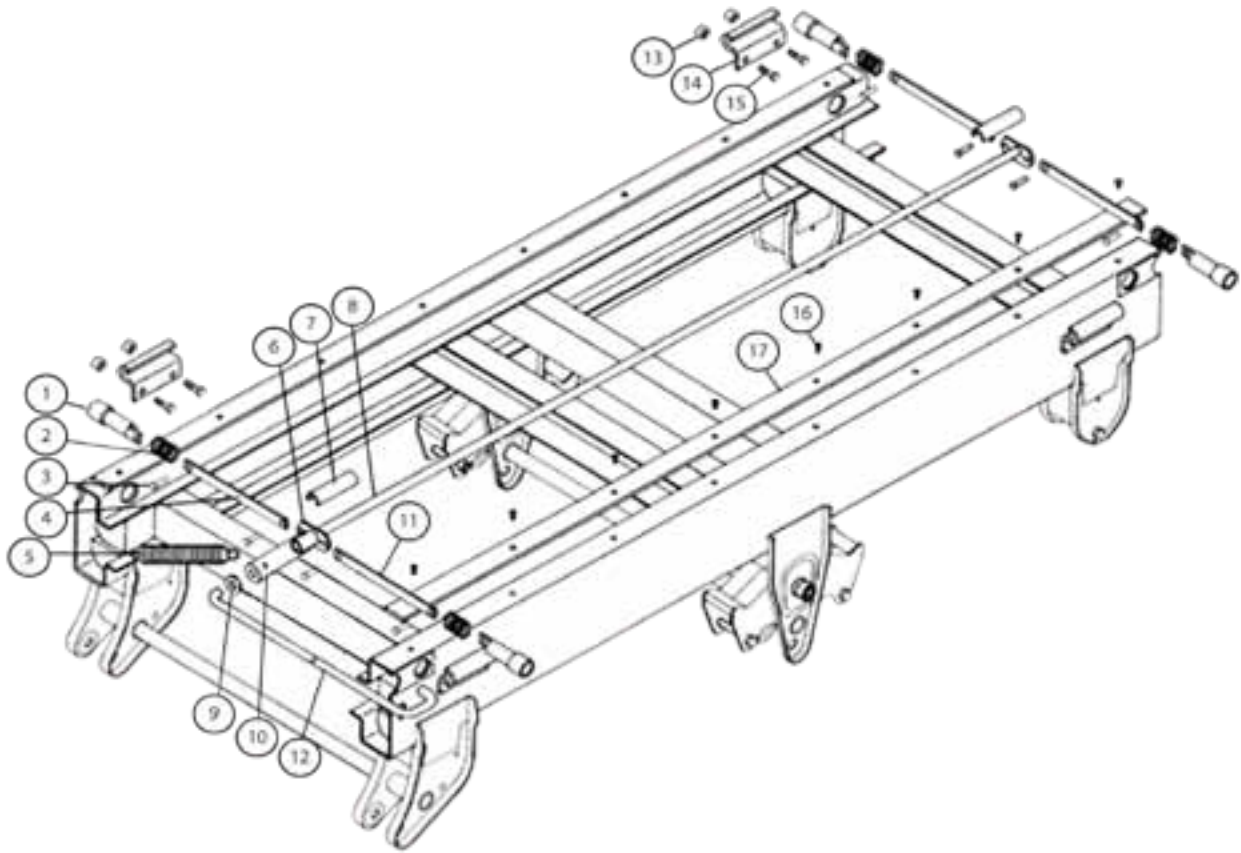
Part Number	Description	Width	Notes
16014-14	MODEL 8200 W/ H9700 STRADDLE MOUNT HANGERS	42"	10" FRAME RAIL HEIGHT
16014-17		48"	
H8500-37-S/C	MODEL 8500 W/ H9700 SIDE MOUNT HANGERS	41"	37" SPRING CENTERS
16426-13	MODEL 9000 W/ H9700 SIDE MOUNT HANGERS	47"	43" SPRING CENTERS
20324-01	MODEL 9801 W/ H9700 STRADDLE MOUNT HANGERS	42"	
20324-03		48"	
22657-01	MODEL 9811 W/ H9700 STRADDLE MOUNT HANGERS	42"	
22657-03		48"	



**H8500 SLIDER COMPONENTS**

**HUTCH H8500 SLIDER**

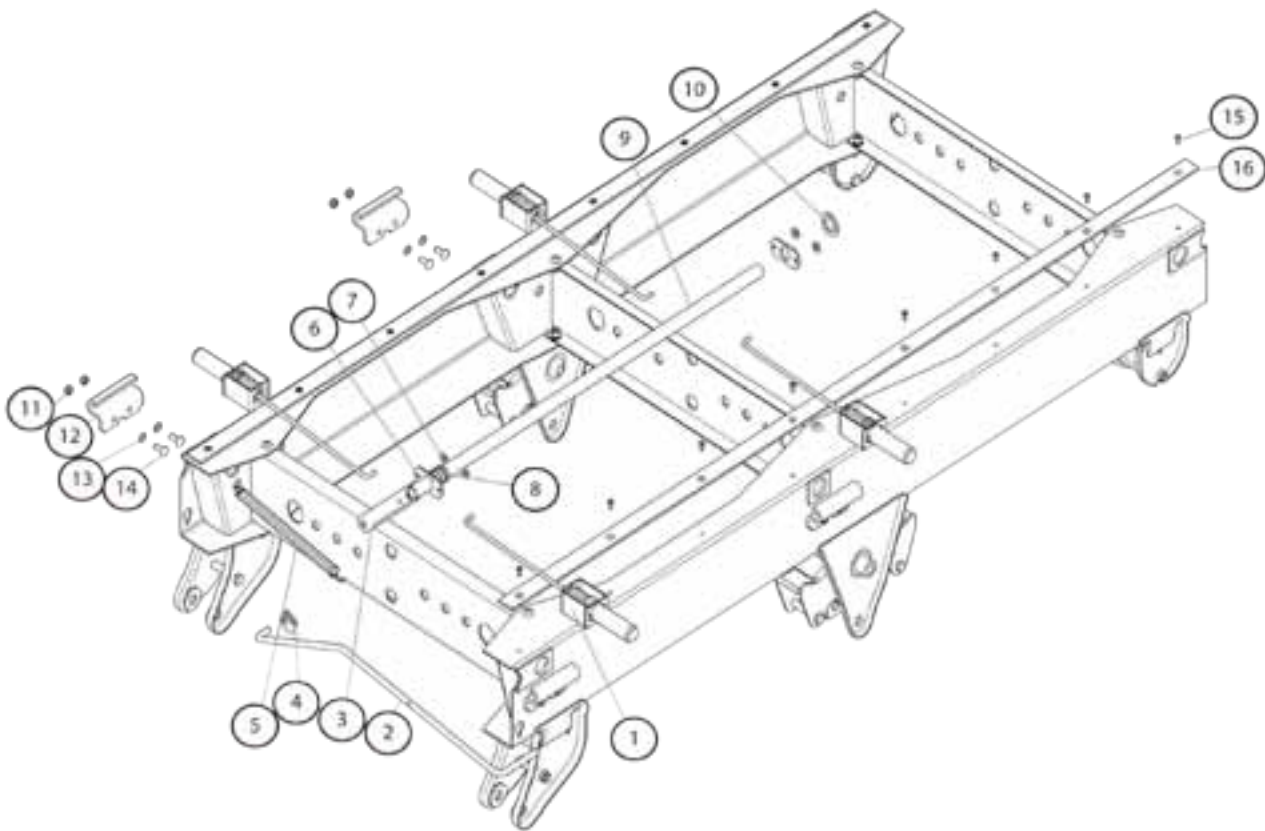
Item	Part Number	Description
1	11410-02	LOCK PIN ASSEMBLY 9-3/16"
2	11414-00	SPECIAL HALF WASHER
3	8016-00	COTTER PIN 3/8" X 1-1/4"
4	8018-01	SPRING 12GA X 1PD X 8-5/8"
	8018-02	SPRING 12GA X 1PD X 10-1/8"
5	8098-01	COMPRESSION SPRING
6	8026-00	CRANK - PULLER KIT
7	11412-03	LINK - 13-5/8" LONG FOR 38" SPRING CENTERS
	11412-06	LINK - 19-5/8" LONG FOR 44" SPRING CENTERS
8	8028-00	CAM - PULLER KIT
9	405-72	PIPE 1-1/4" STD X 1-3/8"
10	8010-17	PIPE-1" STD X 105" LONG
11	8054-00	PLAIN WASHER 5/8"
12	8518-00	PULL HANDLE, 28" LONG
13	11412-03	LINK - 13-5/8" LONG
14	33-01	HEX NUT 1/2"-20 UNF
15	8505-00	HOLD DOWN CLIP
16	8040-00	HEX BOLT 1/2"-20 UNF X 1-1/4"
17	9627-00	SELF TAPPING SCREW 5/16"-18 X 5/8" CSHD
18	12818-01	SLIDE PAD 1/4" X 4" X 5-1/2"
19	8511-01	LOCK PIN CAGE ASSEMBLY LH
20	8511-02	LOCK PIN CAGE ASSEMBLY RH

### H8800 SLIDER COMPONENTS



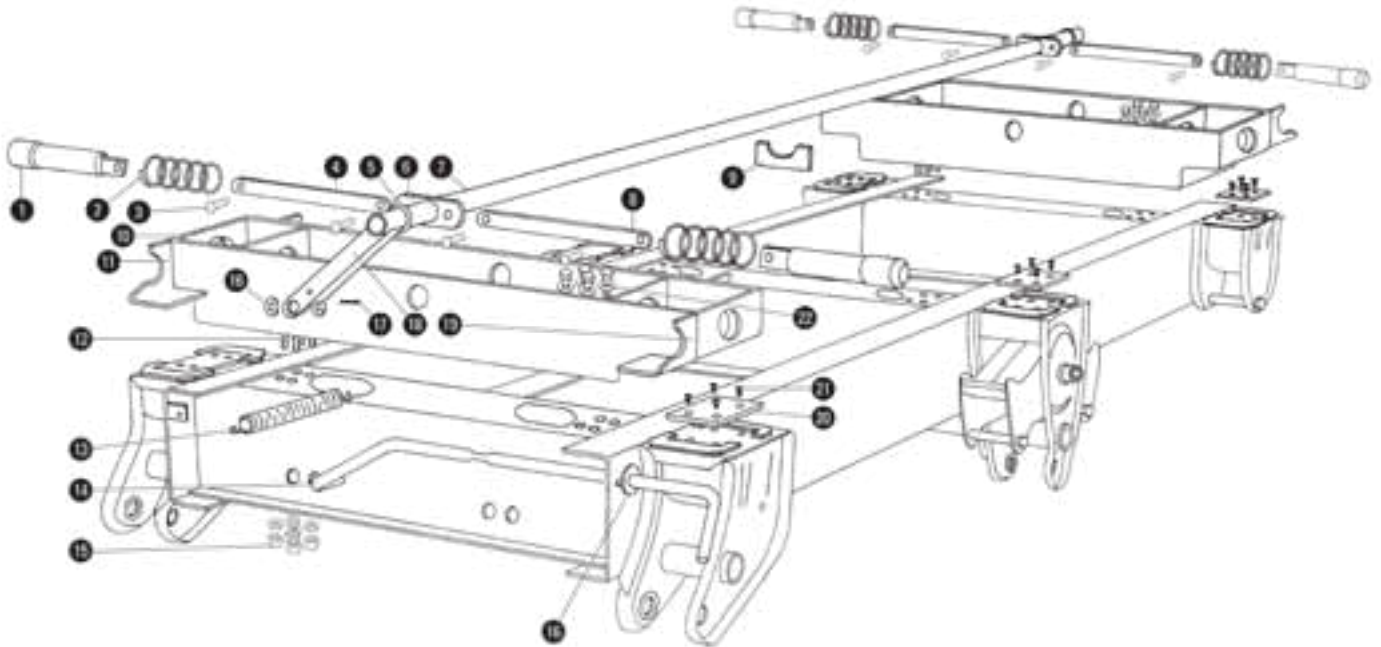
Item	Part Number	Description
1	12716-01	FORGED LOCK PIN
2	12779-01	COMPRESSION SPRING
3	12780-01	RIVET - PAN HEAD
4	11412-02	LINK - 11.62" 42" FRAME WIDTH
	11412-16	LINK - 17.62" 48" FRAME WIDTH
5	8018-02	SPRING - HELEX 12 GA X 1 PD X 10 1/8"
6	8028-00	CAM - PULLER KIT
7	12785-01	PIPE CHANNEL, U-SHAPE
8	8010-14	PIPE - 1" X 95"
9	8054-00	WASHER - PLAIN 5/8"
10	8026-00	CRANK - PULLER KIT
11	11412-16	LINK - 17.62" LG
12	12781-01	HANDLE - PIN RELEASE
13	33-01	HEX LOCK NUT - 1/2" - 20 UNF - 2B
14	17919-01	HOLD DOWN CLIP 4" LONG 2.25" HOLE SPACING
	12715-01	HOLD DOWN CLIP 6" LONG 4.00" HOLE SPACING
15	8040-00	HEX BOLT - 1/2" - 20 UNF X 1 1/4"
16	9627-00	THREAD FORM SCREW - 5/16" X 18" X 5/8", CSHD
17	11421-01	SLIDER PAD

## SERIES 10 SLIDER COMPONENTS



Item	Part Number	Description
1	25590-01	EZ PULL SUB ASSEMBLY
2	19468-01	PULL HANDLE
3	19224-01	CRANK
4	11409-01	HANDLE CLIP
5	8018-02	SPRING - HELEX 1 PD X 10-1/8"
6	8028-00	CAM - PULLER KIT
7	177-00	FLAT WASHER 3/8"
8	18064-01	COMPRESSION SPRING
9	8010-29	PIPE - 1" STD X 50" LONG
10	9224-00	FLAT WASHER
11	33-01	HEX LOCKNUT 1/2"-20 UNF
12	20289-01	HOLD DOWN CLIP
13	25594-01	PUSH BOLT RETAINER - 1/2" BOLT
14	25595-01	CARRIAGE BOLT - 1/2"-20 UNF
15	9627-00	THREAD FORM SCREW 5/16"-18 X 3/4" CSHD
16	11421-32	SLIDER PAD 99" LONG

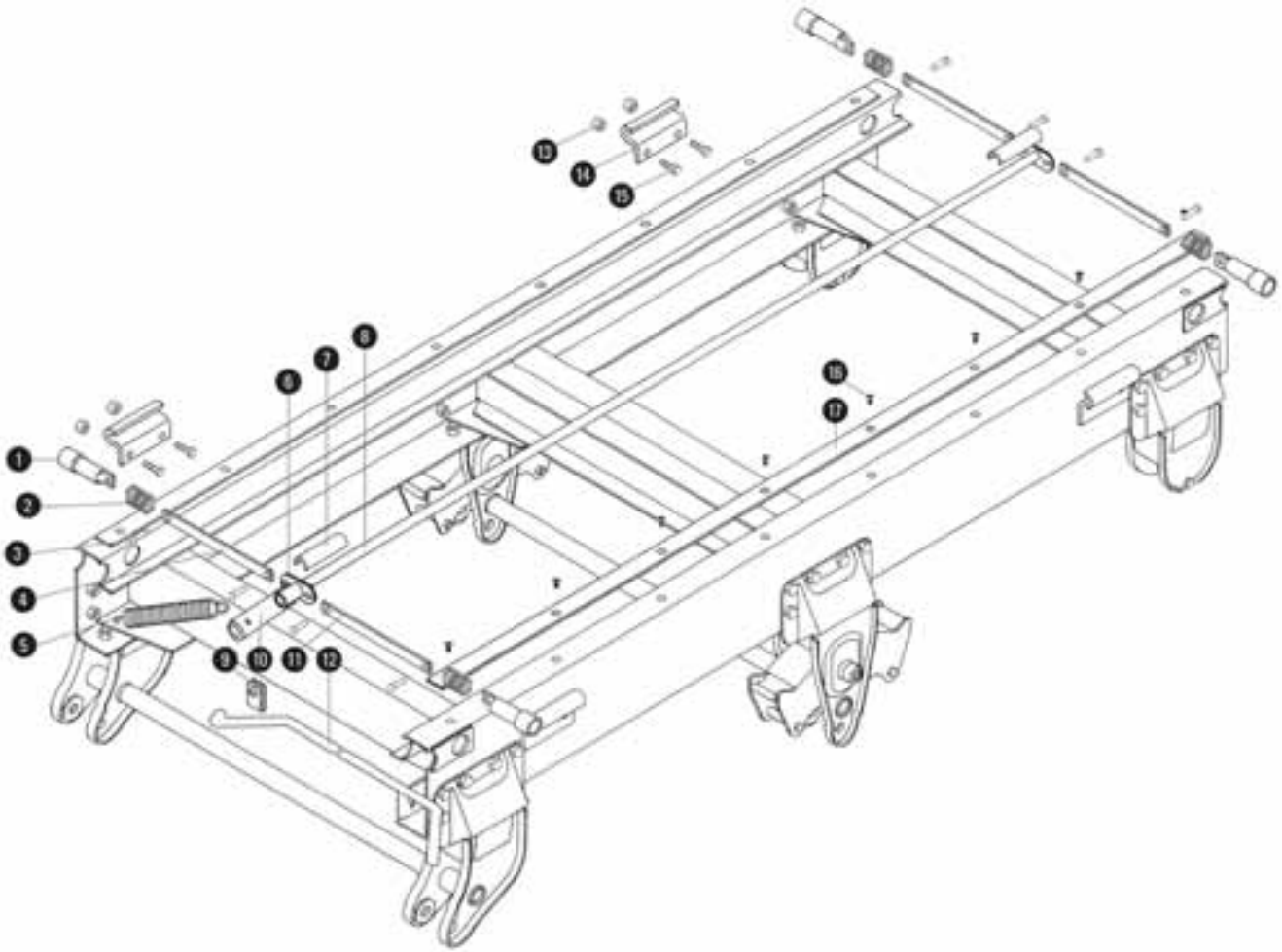
### H9000 SLIDER COMPONENTS



Item	Part Number	Description
1	16006-01	LOCK PIN ASSEMBLY
2	12779-01	COMPRESSION SPRING - LOCK PIN
3	12780-01	PAN HEAD RIVET
4	11412-25	LINK 8.38" LONG 36" FRAME WIDTH
	11412-21	LINK 10.38" LONG 38" FRAME WIDTH
	11412-24	LINK 16.38" LONG 44" FRAME WIDTH
5	9224-00	WASHER - FLAT, 1 3/8" ID X 2 1/4" OD
6	8028-00	CAM - PULLER KIT
7	8010-16	PIPE - 1" STD X 99 "LG
8	11412-20	LINK - 12.38" LG
9	11202-00	PIPE GUIDE
10	16238-01	PIN CAGE ASSEMBLY 35.31", 36" SPRING CENTERS
	16244-01	PIN CAGE ASSEMBLY 35.69", 36" SPRING CENTERS
	16238-03	PIN CAGE ASSEMBLY 37.31", 38" SPRING CENTERS

Item	Part Number	Description
10	16244-03	PIN CAGE ASSEMBLY 37.69", 38" SPRING CENTERS
	16238-05	PIN CAGE ASSEMBLY 43.31", 44" SPRING CENTERS
	16244-05	PIN CAGE ASSEMBLY 43.69", 44" SPRING CENTERS
11	12986-02	STOP ANGLE - RH
12	11512-05	HEX BOLT - 5/8" - 18 UNF X 1 1/4"
13	8018-01	SPRING - 12 GA X 1 PD X 8 5/8"
14	8518-03	PULLER HANDLE
15	11513-03	HEX LOCK NUT - 5/8" - 18 UNF
16	8054-00	WASHER - PLAIN 5/8"
17	551-00	COTTER PIN - 1/8" - 1 1/4"
18	8026-00	CRANK - PULLER KIT
19	12986-01	STOP ANGLE - LH
20	12818-01	SLIDER PAD - 1/4" X 4" X 5 1/2"
21	9627-00	THREAD FORM SCREW - 5/16" X 18" X 5/8", CSHD
22	10273-00	WASHER - 1/8" X 21/32 ID X 1 5/16 OD

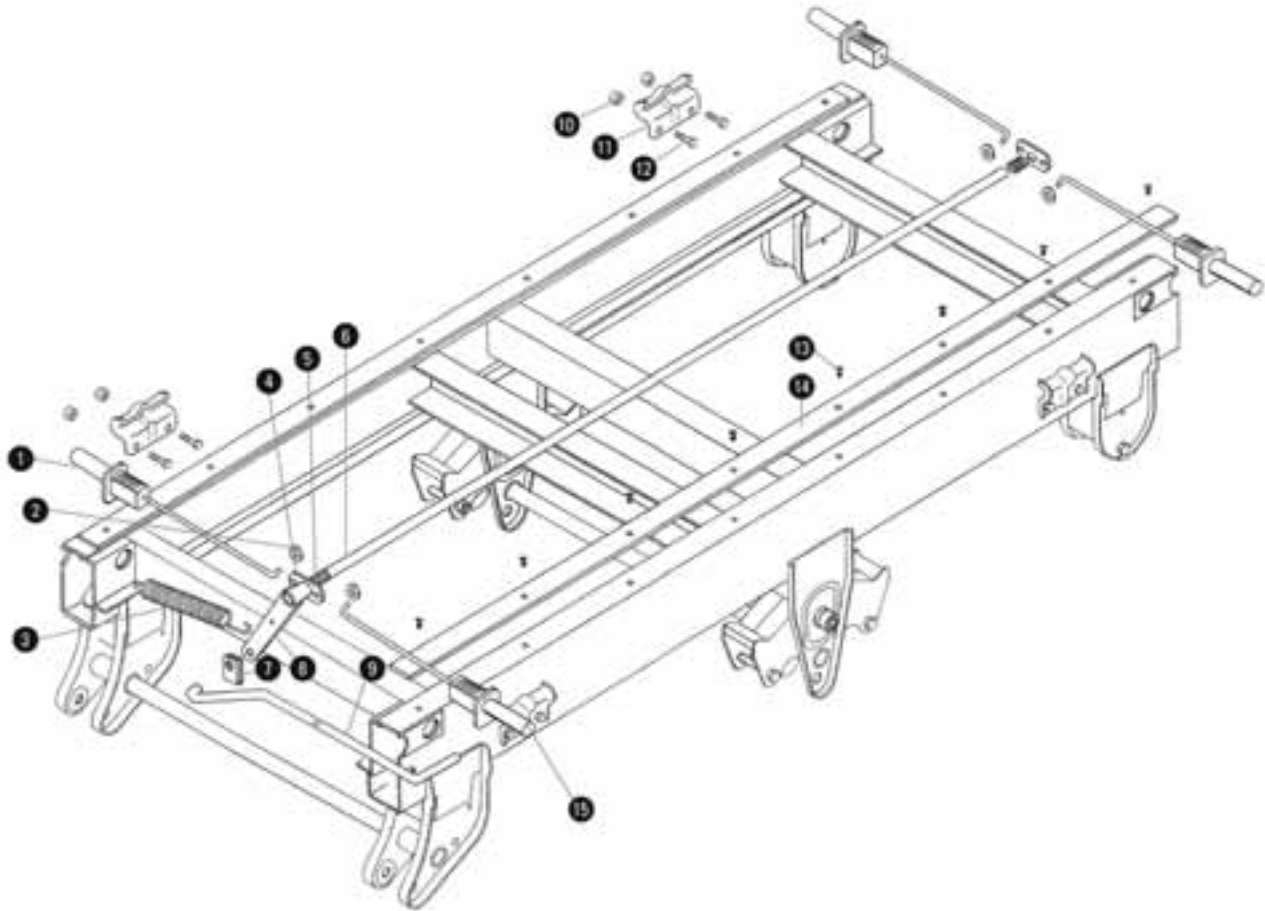
## H9200 SLIDER COMPONENTS



Item	Part Number	Description
1	12716-01	LOCK PIN
2	12779-01	COMPRESSION SPRING
3	12780-01	PAN HEAD RIVET
4	11412-01	LINK, 38" FRAME WIDTH, 10.62"
	11412-13	LINK, 44" FRAME WIDTH, 10.62"
5	8018-02	SPRING, HELEX, 12GA X 1 PD X 10.13"
6	8028-00	CAM, PULLER KIT
7	12785-01	PIPE CHANNEL, U-SHAPED
8	8010-14	PIPE, 1' STD X 95"

Item	Part Number	Description
9	11409-01	HANDLE CLIP
10	8026-00	CRANK, PULLER KIT
11	11412-13	LINK, 16.62"
12	18010-02	PULL HANDLE, 30" LONG
13	33-01	HEX LOCK NUT .50"- 20 UNF
14	12715-01	HOLD DOWN CLIP
15	8040-00	HEX BOLT .50"-20 UNF X 1.25" GR5
16	9627-00	THREAD FORM SCREW .31"- 18 X .75", CSHD
17	11421-01	SLIDER PAD, .25" X 2" X 96"

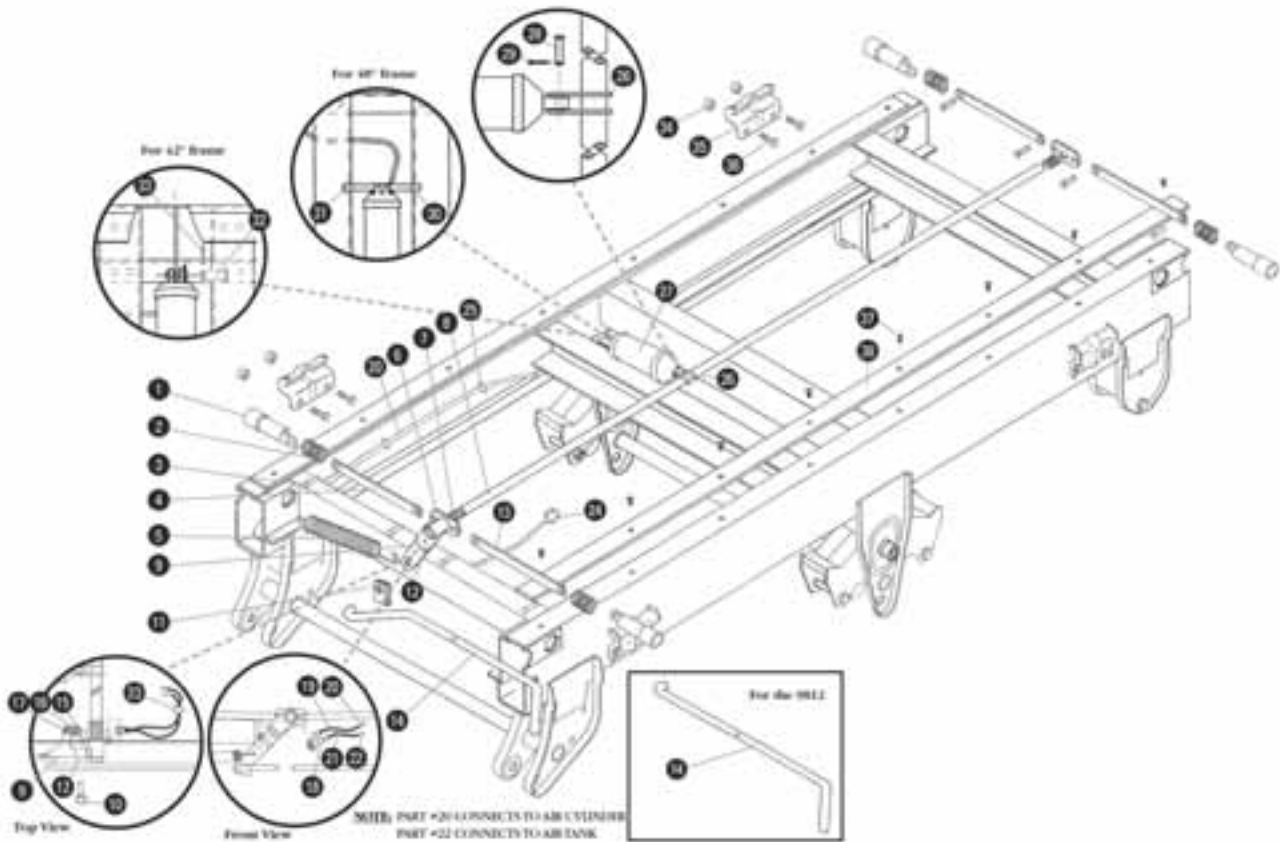
### H9801/9811 SLIDER COMPONENTS



Item	Part Number	Description
1	19033-01	EZ-PULL PIN KIT SUBASSEMBLY 42" FRAME WIDTH
	19033-03	EZ-PULL PIN KIT SUBASSEMBLY 48" FRAME WIDTH
2	177-00	WASHER - 3/8", TYPE A
3	8018-02	SPRING - HELEX, 12 GA X 1 PD X 10 -1/8"
4	8028-00	CAM - PULLER KIT
5	18064-01	COMPRESSION SPRING
6	8010-14	PIPE - 1" STD X 95"
7	11409-01	HANDLE CLIP
8	19224-01	CRANK
9	19468-01	PULL HANDLE - 34.57" LG
10	33-01	HEX LOCK NUT - 1/2" - 20 UNF - 2B, GRB
11	20289-01	HOLD DOWN CLIP
12	8040-00	HEX BOLT - 1/2" - 20 UNF X 1-1/4" LG, GR5
13	9627-00	THREAD FORM SCREW - 5/16" - 18 X 3/4", CSHD
14	11421-01	SLIDER PAD - UHMW, 1/4" X 2" X 96"
15	19033-03	EZ-PULL PIN KIT SUBASSEMBLY

## H9802/9812 SLIDER COMPONENTS

**HUTCH H9802/9812 SLIDER**

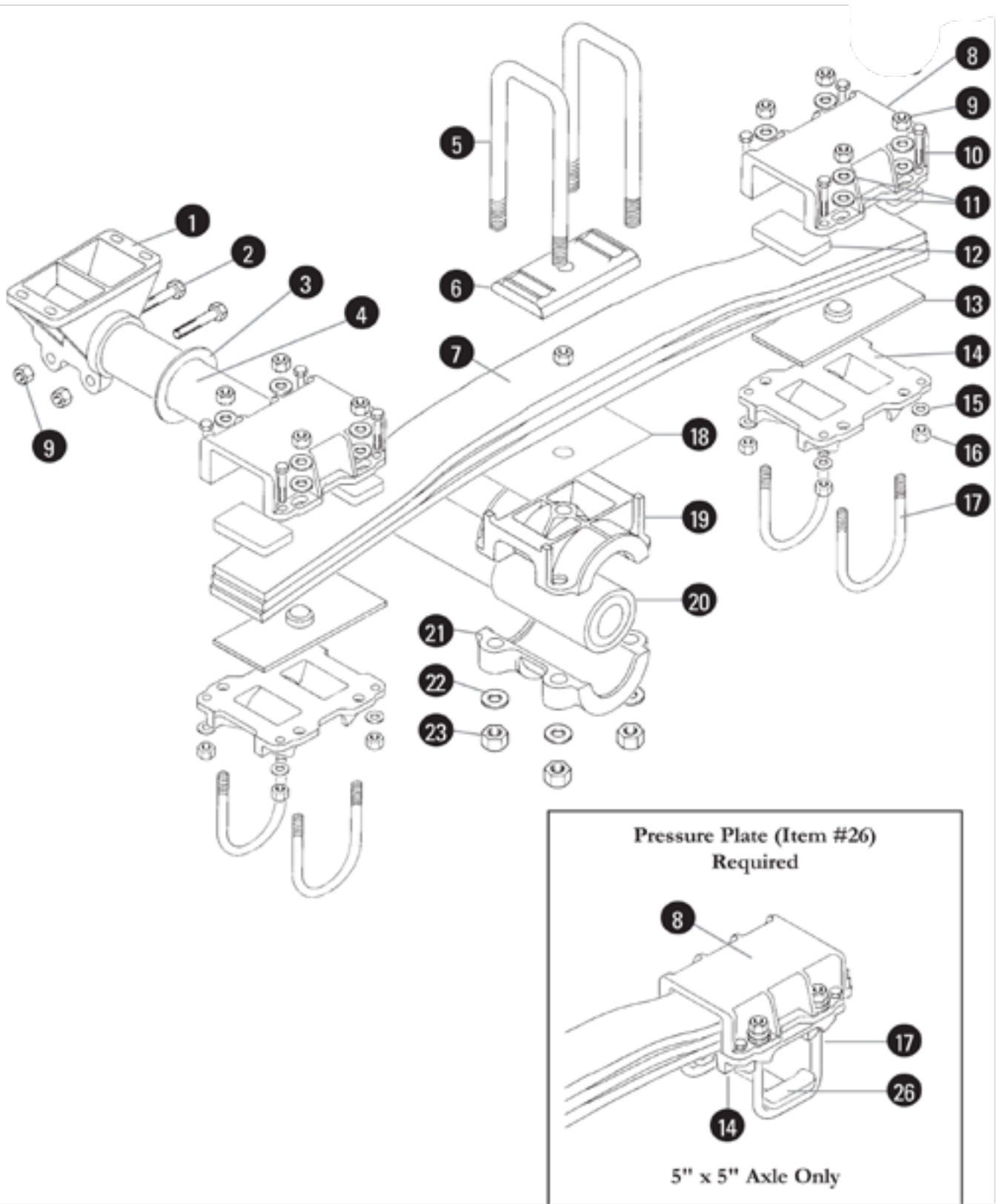


Item	Part Number	Description
1	18426-01	LOCK PIN
2	12779-01	COMPRESSION SPRING
3	12780-01	PAN HEAD RIVET
4	11412-35	LINK, 42" FRAME WIDTH, 12.12"
	11412-36	LINK, 48" FRAME WIDTH, 17.81"
5	8018-02	SPRING, HELEX, 12 GA X 1 PD X 10.13"
6	8028-00	CAM, PULLER KIT
7	18064-01	COMPRESSION SPRING
8	8010-14	PIPE, 1" STD X 95"
9	17580-01	CRANK ASSEMBLY
10	18699-01	MANUAL OVERRIDE PIN
11	11409-01	HANDLE CLIP
12	17567-01	MANUAL PULL ANGLE
13	11412-36	LINK, 17.81" OAL
14	18010-01	PULL HANDLE, H9802, 32" LG
	18797-01	PULL HANDLE, H9812, 32.38" LG
15	17565-01	ELEVATOR BOLT, .38"- 16 UNC X 2" LG
16	17725-01	COMPRESSION SPRING, .72" OD X 2.25" LG
17	17587-01	LOCK NUT, .38"-16 UNC, GR8
18	17708-01	AIR VALVE

Item	Part Number	Description
19	18598-03	MESH TUBING, .25" X 85" LG
20	17572-07	PLASTIC TUBING, NT10004 - .25" X 85" LG
21	18598-02	MESH TUBING, .25" X 55" LG
22	17572-06	PLASTIC TUBING, NT10004 - .25" X 55" LG
23	17579-01	RUBBER GROMMET
24	17916-01	PRESSURE PROTECTION VALVE KIT
25	17797-01	WIRE CLIP
26	17754-01	AIR CYLINDER CRANK
27	19515-01	AIR CYLINDER ASSEMBLY
28	17693-01	CLEVIS PIN, .38" X 1.50"
29	17692-01	COTTER PIN, 7/64" X .75"
30	718-03	HEX BOLT, .50"-20 UNF X 6" LG, GR5 (48" FRAME WIDTH ONLY)
31	33-01	HEX LOCK NUT, .50"-20 UNF, GR8 (48" FRAME WIDTH ONLY)
32	19523-01	CLEVIS PIN, .50" X 2" (42" FRAME WIDTH ONLY)
33	551-00	COTTER PIN, .13" X 1.25" (42" FRAME WIDTH ONLY)
34	33-01	HEX LOCK NUT, .50"-20 UNF, GR8
35	20289-01	HOLD DOWN CLIP
36	8040-00	HEX BOLT, .50"-20 UNF X 1 1/4" LG, GR5
37	9627-00	THREAD FORM SCREW, .31"-18 X .75", CSHD
38	11421-01	SLIDER PAD, UHMW, .25" X 2" X 96"

## OVERSLUNG TRUNNION - OVERSLUNG AXLES SHOWN

### HUTCH H900 SUSPENSION





## OVERSLUNG TRUNNION

Part Number	Chart A - Trunnion Tube (Item #4)
893-01	38" SPRING CENTERS, 22.12" TRUNNION HANGER CENTERS, 36,000 - 44,000 LB CAPACITY
893-02	38" SPRING CENTERS, 22.12" TRUNNION HANGER CENTERS, 50,000 - 70,000 LB CAPACITY
893-04	36" SPRING CENTERS, 20.12" TRUNNION HANGER CENTERS, 36,000 - 44,000 LB CAPACITY
893-05	36" SPRING CENTERS, 20.12" TRUNNION HANGER CENTERS, 50,000 - 70,000 LB CAPACITY
893-07	44" SPRING CENTERS, 28.12" TRUNNION HANGER CENTERS, 36,000 - 44,000 LB CAPACITY
893-08	44" SPRING CENTERS, 28.12" TRUNNION HANGER CENTERS, 50,000 - 70,000 LB CAPACITY
893-09	42" SPRING CENTERS, 26.12" TRUNNION HANGER CENTERS, 36,000 - 44,000 LB CAPACITY
893-10	42" SPRING CENTERS, 26.12" TRUNNION HANGER CENTERS, 50,000 - 70,000 LB CAPACITY
893-11	41" SPRING CENTERS, 25.12" TRUNNION HANGER CENTERS, 36,000 - 44,000 LB CAPACITY
893-12	41" SPRING CENTERS, 25.12" TRUNNION HANGER CENTERS, 50,000 - 70,000 LB CAPACITY

Chart B - Trunnion U-Bolt ( Item #5) & Spring (Item #7)				
Unit Weight Capacity	U-Bolt Part Number	U-Bolt Length	Spring Leaves	Spring Part Number
36,000 lbs	9639-10	11"	2	16258-01
	9639-10	12 5/16"	5	11151-00
	9639-01			10054-00
42,000 lbs	9639-02	13 1/8"	6	9997-00
	9639-02			9998-00
44,000 lbs	9639-01	12 5/16"	3	12258-01
	9639-01			12258-01
	50,000 lbs	9639-03	13 15/16"	7
9639-03		9999-00		
9649-04		10000-00		
60,000 lbs	9639-05	15 1/2"	9	10001-00
70,000 lbs	9639-06	16 1/4"	10	24967-01

Item	Part Number	Overslung Axle Qty.	Underslung Axle Qty.	Description
1	850-01	2	2	TRUNNION HANGER 2 1/2" HEIGHT
	10476-03			TRUNNION HANGER 4 1/2" HEIGHT
	849-01			TRUNNION HANGER 6 1/2" HEIGHT
	897-01			TRUNNION HANGER 8 1/2" HEIGHT
2	10376-00	4	4	HEX BOLT 3/4"-16 UNF X 4 1/2", GR5
3	895-00	2	2	WASHER, 7GA X 4 1/32 ID X 5 3/4 OD
4	CHART A	1	1	TRUNNION TUBE
5	CHART B	4	4	TRUNNION U-BOLT
6	9640-00	2	2	CAST TOP PLATE, SQUARE U-BOLT
7	CHART B			SPRING
8	CHART C	4	4	SPRING END CAP
9	841-00	20	4	HEX NUT, SELF LOCKING, 3/4"-16 UNF
10	9293-00	16	8	HEX BOLT, 5/8"-18 UNF X 2", GR5
11	817-00	32	0	WASHER, 1/8" X 13/16" ID X 1 1/2" OD
12	814-00	8	8	RUBBER PAD - PLAIN
13	10608-00	4	4	ADJUSTMENT PLATE
14	CHART D			SPRING SEAT
15	10273-00	16	8	WASHER, 1/8" X 21/32" ID X 1 15/16" OD
16	11513-03			HEX LOCKNUT, 5/8"-18 UNF
17	CHART E			AXLE U-BOLT
18	12919-01	2	2	GALVANIZED LINER, .040 X 4.75 X 10.00
19	891-00			TRUNNION HUB - UPPER HALF
20	890-00			RUBBER BUSHING, TRUNNION HUB
	23276-01			FREE OSCILLATING TRUNNION BUSHING
21	898-00			TRUNNION HUB, LOWER HALF
22	837-00	8	8	WASHER, 1/8" X 1 1/4" ID X 2 1/4" OD
23	836-00			HEX NUT, 1 1/8"-12 UNF X 1 1/2" HI
24	10562-00			FLANGE LOCKNUT, 1"-14 UNS, GRF
26	10488-00	4	4	PRESSURE PLATE, 5" X 5" AXLE ONLY

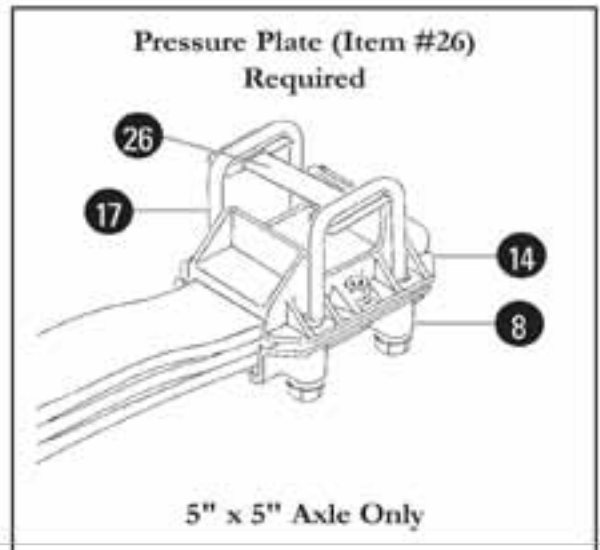
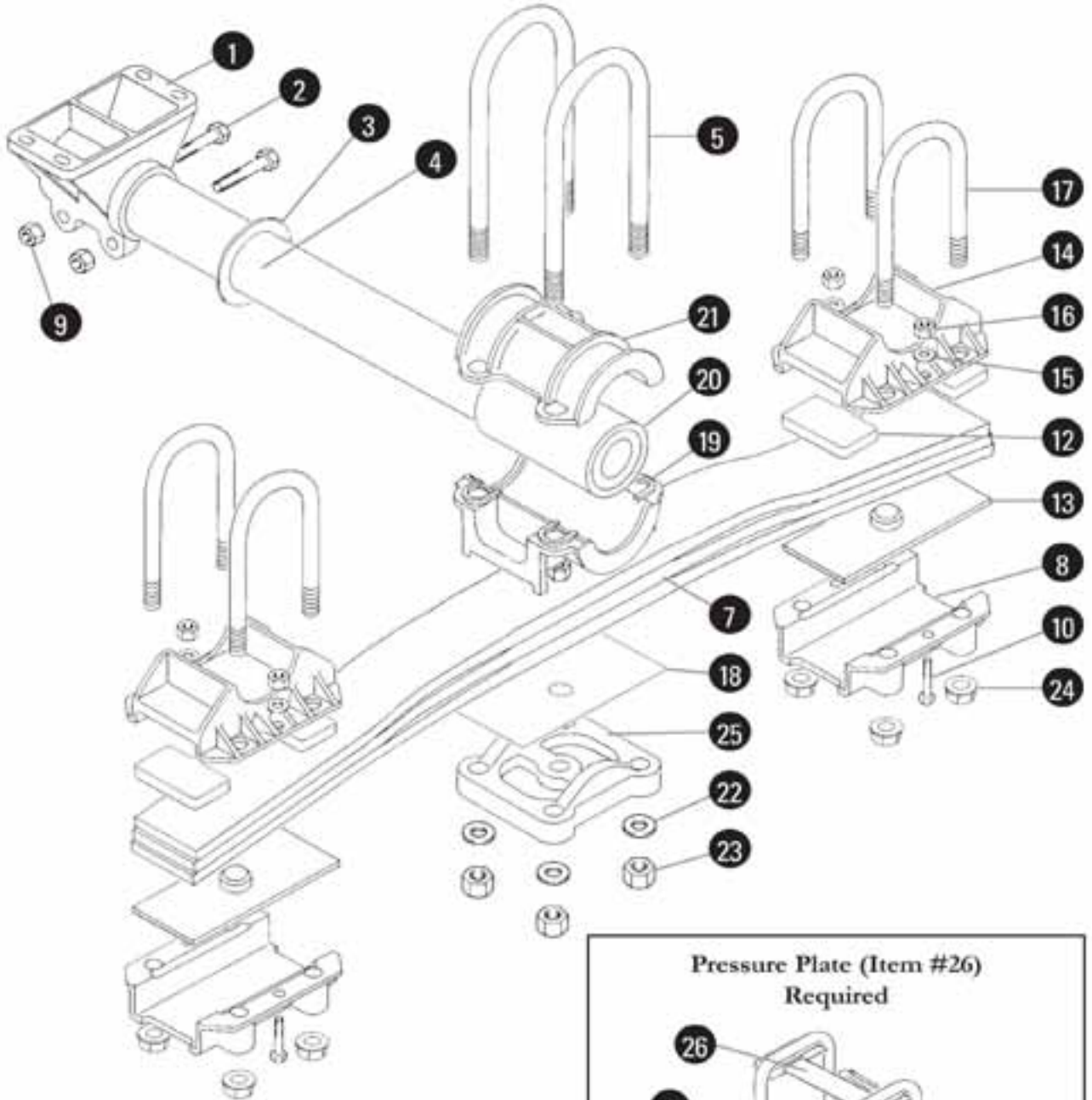
Chart C - Spring End Cap (Item #8)			
Axle Size	Unit Weight Capacity	Part Number Overslung Axle	Part Number Underslung Axle
5" Rd. or 5" X 5" Sq.	36,000 lbs	10049-00	10050-02
	42-70,000 lbs	9937-00	9941-02
5 3/4" Rd. or 6" Rd.	36,000 lbs	10049-00	
	42-70,000 lbs	9937-00	9942-02

Chart D - Spring Seat (Item #14)		
Axle Size	Part Number Overslung Axle	Part Number Underslung Axle
5" Rd.	9934-02	9938-00
5" X 5" Sq.	9935-02	9939-00
5 3/4" Rd.	9936-03	9940-00
6" Rd.	9936-04	9940-01

Chart E - Axle U-Bolt (Item #17)					
Axle Size	Unit Weight Capacity	Part Number Overslung Axle	U-Bolt Length	Part Number Underslung Axle	U-Bolt Length
5" Rd.	36,000 lbs	10060-01	7"	10064-01	9 3/4"
	42-70,000 lbs	10060-01		10064-02	10 1/2"
5" X 5" Sq.	36,000 lbs	10063-02	7 7/8"	10067-02	11 1/8"
	42-70,000 lbs	10063-02		10067-03	
5 3/4" Rd.	36,000 lbs	10061-01	8"	10065-01	11 1/2"
	42-70,000 lbs	10061-01		10065-01	
6" Rd.	36,000 lbs	10062-01		10066-01	
	42-70,000 lbs	10062-01		10066-01	

**HUTCH H900 SUSPENSION**

## UNDERSLUNG TRUNNION - UNDERSLUNG AXLES SHOWN



## UNDERSLUNG TRUNNION

Part Number	Chart A - Trunnion Tube (Item #4)
893-01	38" SPRING CENTERS, 22.12" TRUNNION HANGER CENTERS, 36,000 - 44,000 LB CAPACITY
893-02	38" SPRING CENTERS, 22.12" TRUNNION HANGER CENTERS, 50,000 - 70,000 LB CAPACITY
893-04	36" SPRING CENTERS, 20.12" TRUNNION HANGER CENTERS, 36,000 - 44,000 LB CAPACITY
893-05	36" SPRING CENTERS, 20.12" TRUNNION HANGER CENTERS, 50,000 - 70,000 LB CAPACITY
893-07	44" SPRING CENTERS, 28.12" TRUNNION HANGER CENTERS, 36,000 - 44,000 LB CAPACITY
893-08	44" SPRING CENTERS, 28.12" TRUNNION HANGER CENTERS, 50,000 - 70,000 LB CAPACITY
893-09	42" SPRING CENTERS, 26.12" TRUNNION HANGER CENTERS, 36,000 - 44,000 LB CAPACITY
893-10	42" SPRING CENTERS, 26.12" TRUNNION HANGER CENTERS, 50,000 - 70,000 LB CAPACITY
893-11	41" SPRING CENTERS, 25.12" TRUNNION HANGER CENTERS, 36,000 - 44,000 LB CAPACITY
893-12	41" SPRING CENTERS, 25.12" TRUNNION HANGER CENTERS, 50,000 - 70,000 LB CAPACITY

Chart B - Trunnion U-Bolt (Item #5) & Spring (Item #7)				
Unit Weight Capacity	U-Bolt Part Number	U-Bolt Length	Spring Leaves	Spring Part Number
36,000 lbs	835-01	12 3/8"	2	16258-01
36,000 lbs	835-02	13 3/4"	5	10054-00
36,000 lbs	835-02			11151-00
42,000 lbs	835-03	14 5/8"	6	9997-00
42,000 lbs	835-03			9998-00
44,000 lbs	835-02	13 3/4"	3	12258-01
50,000 lbs	835-02			12258-01
50,000 lbs	835-04	15 3/8"	7	10055-00
50,000 lbs	835-04			9999-00
50,000 lbs	835-06	16 1/8"	8	10000-00
60,000 lbs	835-05	17"	9	10001-00
70,000 lbs	835-08	18"	10	24967-01

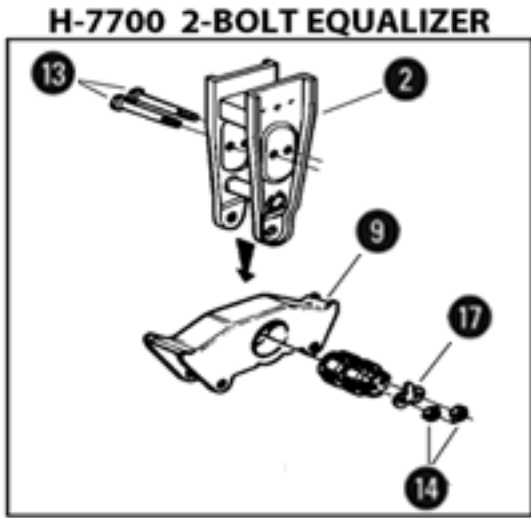
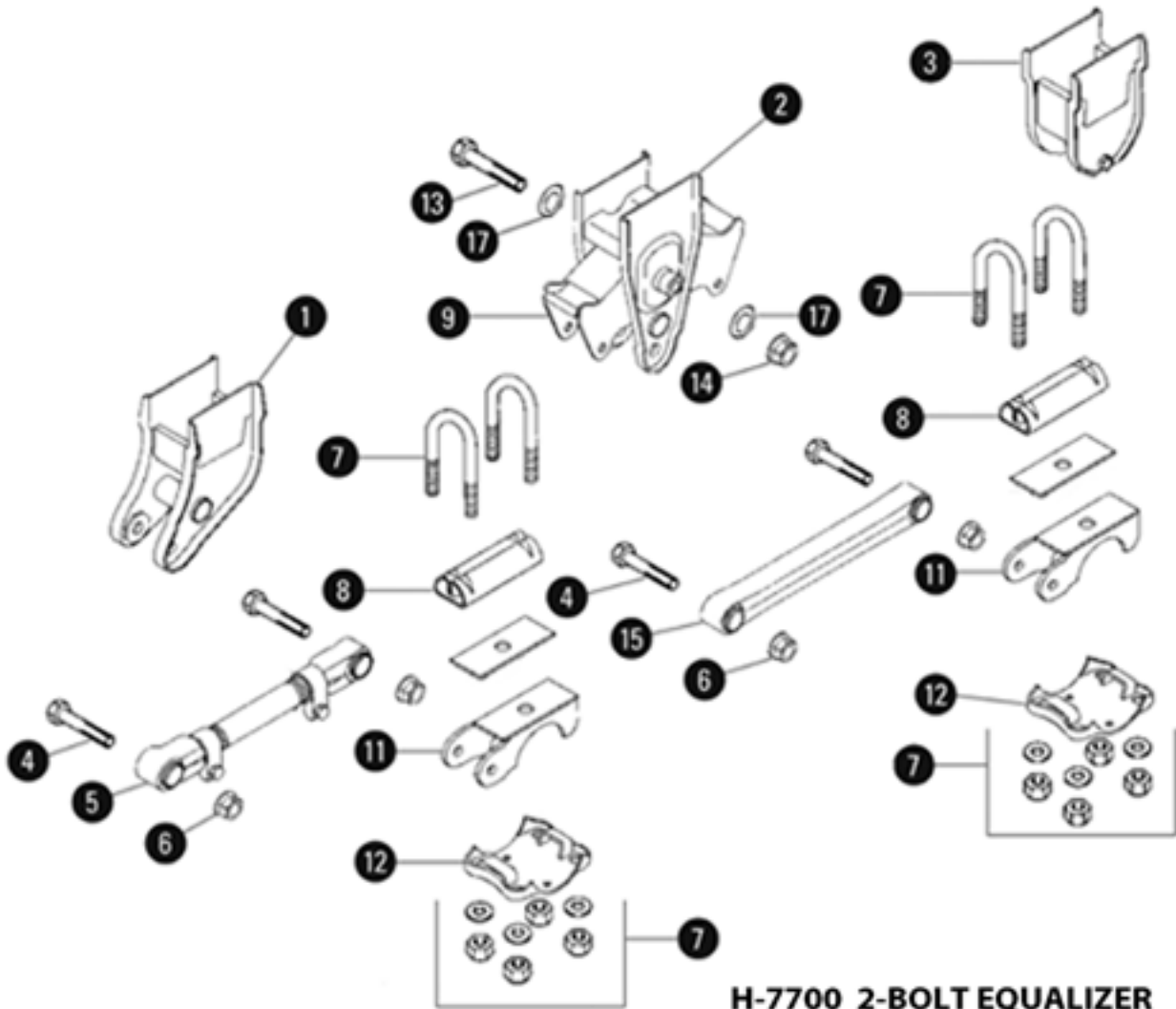
Item	Part Number	Overslung Axle Qty.	Underslung Axle Qty.	Description
1	850-01	2	2	TRUNNION HANGER 2 1/2" HEIGHT
	10476-03			TRUNNION HANGER 4 1/2" HEIGHT
	849-01			TRUNNION HANGER 6 1/2" HEIGHT
	897-01			TRUNNION HANGER 8 1/2" HEIGHT
2	10376-00	4	4	HEX BOLT 3/4"-16 UNF X 4 1/2", GR5
3	895-00	2	2	WASHER, 7GA X 4 1/32" ID X 5 3/4" OD
4	CHART A	1	1	TRUNNION TUBE
5	CHART B	4	4	TRUNNION U-BOLT
6	9640-00	2	2	CAST TOP PLATE, SQUARE U-BOLT
7	CHART B			SPRING
8	CHART C	4	4	SPRING END CAP
9	841-00	20		HEX NUT, SELF LOCKING, 3/4"-16 UNF
10	9293-00	16	8	HEX BOLT, 5/8"-18 UNF X 2", GR5
11	817-00	32	0	WASHER, 1/8" X 13/16" ID X 1 1/2" OD
12	814-00	8	8	RUBBER PAD - PLAIN
13	10608-00	4	4	ADJUSTMENT PLATE
14	CHART D			SPRING SEAT
15	10273-00	16	8	WASHER, 1/8" X 21/32" ID X 1 15/16" OD
16	11513-03			HEX LOCKNUT, 5/8"-18 UNF
17	CHART E	8		AXLE U-BOLT
18	12919-01	2	2	GALVANIZED LINER, .040 X 4.75 X 10.00
19	891-00			TRUNNION HUB - UPPER HALF
20	890-00			RUBBER BUSHING, TRUNNION HUB
	23276-01			FREE OSCILLATING TRUNNION BUSHING
21	898-00			TRUNNION HUB, LOWER HALF
22	837-00	8	8	WASHER, 1/8" X 1 1/4" ID X 2 1/4" OD
23	836-00			HEX NUT, 1 1/8"-12 UNF X 1 1/2" HI
24	10562-00	0	16	FLANGE LOCKNUT, 1"-14 UNS, GRF
25	820-00	2	2	SPRING CLAMP PLATE
26	10488-00	4	4	PRESSURE PLATE, 5" X 5" AXLE ONLY

Chart C - Spring End Cap (Item #8)			
Axle Size	Unit Weight Capacity	Part Number Overslung Axle	Part Number Underslung Axle
5" Rd. or 5" X 5" Sq.	36,000 lbs	10049-00	10050-02
	42-70,000 lbs	9937-00	9941-02
5 3/4" Rd. or 6" Rd.	36,000 lbs	10049-00	
	42-70,000 lbs	9937-00	9942-02

Chart D - Spring Seat (Item #14)		
Axle Size	Part Number Overslung Axle	Part Number Underslung Axle
5" Rd.	9934-02	9938-00
5" X 5" Sq.	9935-02	9939-00
5 3/4" Rd.	9936-03	9940-00
6" Rd.	9936-04	9940-01

Chart E - Axle U-Bolt (Item #17)					
Axle Size	Unit Weight Capacity	Part Number Overslung Axle	U-Bolt Length	Part Number Underslung Axle	U-Bolt Length
5" Rd.	36,000 lbs	10060-01	7"	10064-01	9 3/4"
	42-70,000 lbs	10060-01		10064-02	10 1/2"
5" X 5" Sq.	36,000 lbs	10063-02	7 7/8"	10067-02	10 1/2"
	42-70,000 lbs	10063-02		10067-03	11 1/8"
5 3/4" Rd.	36,000 lbs	10061-01	8"	10065-01	11 1/2"
	42-70,000 lbs	10061-01		10065-01	11 1/2"
6" Rd.	36,000 lbs	10062-01		10066-01	11 1/2"
	42-70,000 lbs	10062-01		10066-01	11 1/2"

## H-7700 / H-9700 SUSPENSION OVERSLUNG 5" ROUND AXLES 49" CENTERS

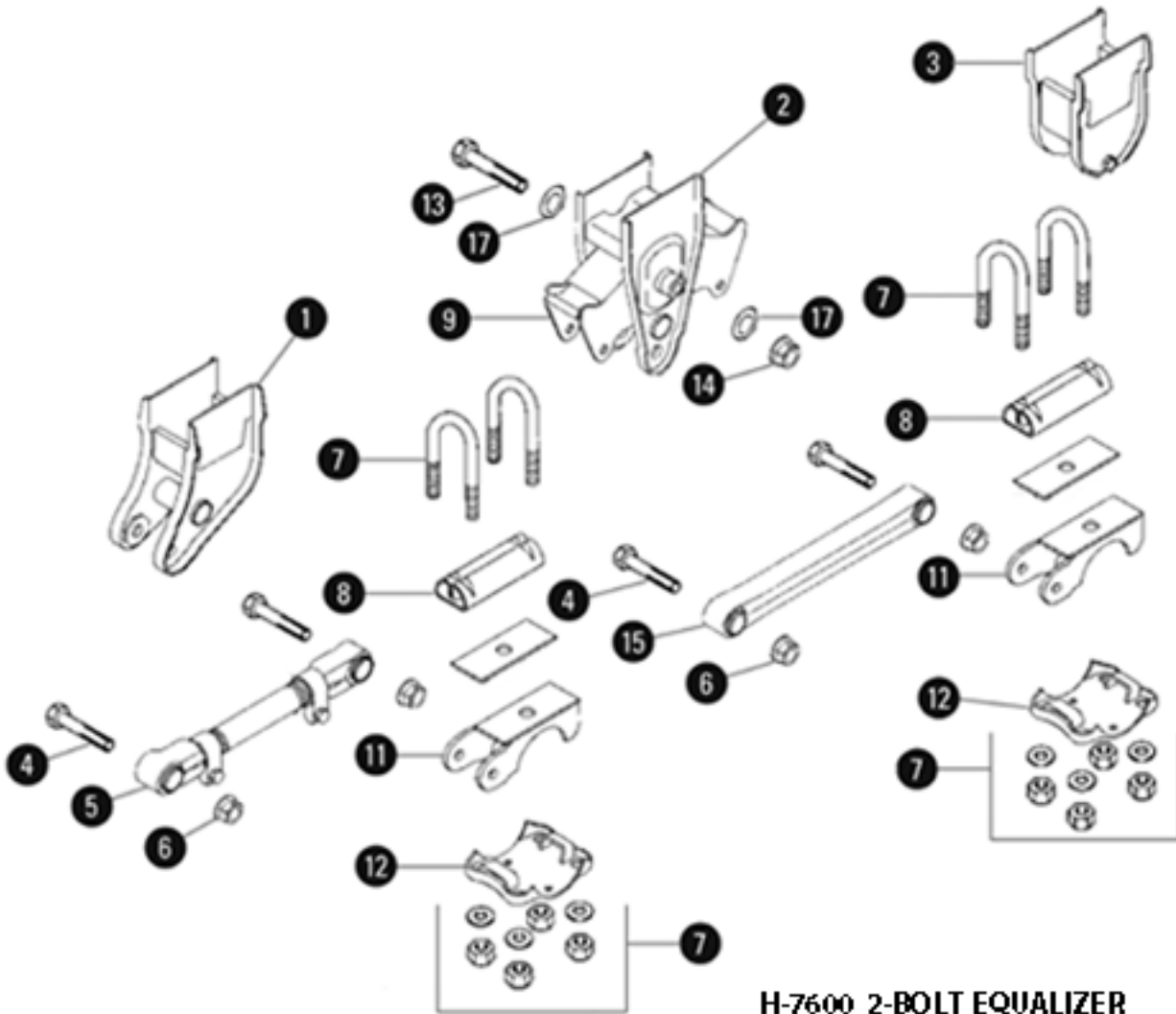


## H-7700 / H-9700 SUSPENSION OVERSLUNG 5" ROUND AXLES 49" CENTERS

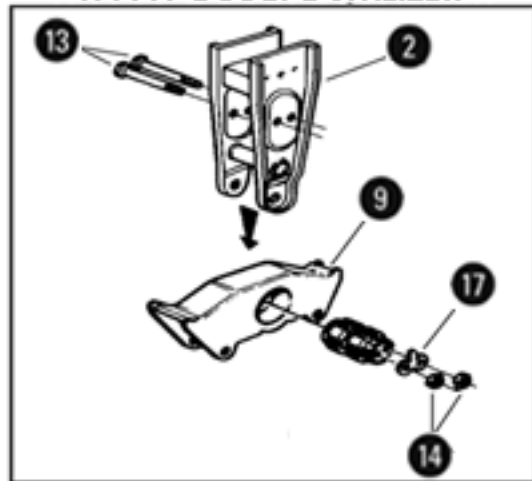
Item	Part Number	Description
1	7701-01	FRONT HANGER STRADDLE MOUNT
	20728-01	FRONT HANGER UNDER MOUNT
	20729-01	FRONT HANGER SIDE MOUNT LH
	20730-01	FRONT HANGER SIDE MOUNT RH
	7701-05	FRONT HANGER FLANGE MOUNT WELD ON LH
	7701-06	FRONT HANGER FLANGE MOUNT WELD ON RH
	7701-07	FRONT HANGER FLANGE MOUNT BOLT ON LH
	7701-08	FRONT HANGER FLANGE MOUNT BOLT ON RH
2	7702-01	CENTER HANGER STRADDLE MOUNT H7700
	7702-02	CENTER HANGER UNDER MOUNT H7700
	7702-03	CENTER HANGER SIDE MOUNT H7700
	7702-04	CENTER HANGER FLANGE MOUNT WELD ON H-7700
	7702-05	CENTER HANGER FLANGE MOUNT BOLT ON H-7700
	16169-01	CENTER HANGER STRADDLE MOUNT H-9700
	16171-01	CENTER HANGER UNDER MOUNT H-9700
	16175-01	CENTER HANGER SIDE MOUNT H-9700
3	16179-01	CENTER HANGER FLANGE MOUNT WELD ON H-9700
	16178-01	CENTER HANGER FLANGE MOUNT BOLT ON H-9700
	7703-01	REAR HANGER STRADDLE MOUNT
	20732-01	REAR HANGER UNDER MOUNT
	20733-01	REAR HANGER SIDE MOUNT LH
	20734-01	REAR HANGER SIDE MOUNT RH
	7703-05	REAR HANGER FLANGE MOUNT WELD ON LH
	7703-06	REAR HANGER FLANGE MOUNT WELD ON RH
4	7703-07	REAR HANGER FLANGE MOUNT BOLT ON LH
	7703-08	REAR HANGER FLANGE MOUNT BOLT ON RH
4	719-02	TORQUE ARM BOLT 1" X 5"
5	16398-04	TORQUE ARM ADJUSTABLE 19.25"
	16398-06	TORQUE ARM ADJUSTABLE 21.50"
6	10562-00	FLANGE LOCKNUT 1"

Item	Part Number	Description
7	UBK7/8X3X12	U-BOLT KIT ROUND 7/8" X 3" X 12"
	UBK7/8X3X13	U-BOLT KIT ROUND 7/8" X 3" X 13"
	UBK7/8X3X14	U-BOLT KIT ROUND 7/8" X 3" X 14"
	UBK7/8X3X15	U-BOLT KIT ROUND 7/8" X 3" X 15"
	UBK7/8X3X16	U-BOLT KIT ROUND 7/8" X 3" X 16"
	UBK7/8X3X18	U-BOLT KIT ROUND 7/8" X 3" X 18"
	UBK3/4X3X12.5	U-BOLT KIT ROUND 3/4" X 3" X 12.5"
	UBK3/4X3X13.5	U-BOLT KIT ROUND 3/4" X 3" X 13.5"
	UBK3/4X3X14.5	U-BOLT KIT ROUND 3/4" X 3" X 14.5"
	UBK3/4X3X15.5	U-BOLT KIT ROUND 3/4" X 3" X 15.5"
8	UBK3/4X3X16.5	U-BOLT KIT ROUND 3/4" X 3" X 16.5"
	16868-01	TOP PLATE
9	750-03	EQUALIZER W/ BUSHING 2-HOLE H-7700
	16158-01	EQUALIZER W/ BUSHING 1-HOLE H-9700
11	19360-01	SPRING SEAT .75"
	19360-02	SPRING SEAT 1.25"
	19360-03	SPRING SEAT 1.75"
	19360-04	SPRING SEAT 2.25"
	19360-05	SPRING SEAT 2.75"
	19360-06	SPRING SEAT 3.25"
	19360-07	SPRING SEAT 3.75"
	19360-08	SPRING SEAT 4.25"
12	710-00	BOTTOM PLATE 7/8" U-BOLT
	16297-01	BOTTOM PLATE 3/4" U-BOLT
13	16150-01	BOLT 1.13" X 6.63" (1 BOLT EQUALIZER)
	7016-01	BOLT .63" X 6.00" (2 BOLT EQUALIZER)
14	11154-00	LOCKNUT 1.13" H-9700
	37-03	LOCKNUT .63" H-7700
15	715-00	TORQUE ARM RIDGED W/ BUSHINGS
17	837-00	WASHER 1.25" ID X 2.25" OD H-9700
	729-00	DOUBLE WASHER W/ LOCK TAB H-7700

H-7600 / H-9600 SUSPENSION OVERSLUNG 5" ROUND AXLES 49" CENTERS



H-7600 2-BOLT EQUALIZER



## H-7600 / H-9600 SUSPENSION OVERSLUNG 5" ROUND AXLES 49" CENTERS

Item	Part Number	Description
1	7601-01	FRONT HANGER STRADDLE MOUNT
	20725-01	FRONT HANGER UNDER MOUNT
	20726-01	FRONT HANGER SIDE MOUNT LH
	20727-01	FRONT HANGER SIDE MOUNT RH
	7601-03	FRONT HANGER FLANGE MOUNT WELD ON LH
	7601-04	FRONT HANGER FLANGE MOUNT WELD ON RH
	7601-07	FRONT HANGER FLANGE MOUNT BOLT ON LH
	7601-08	FRONT HANGER FLANGE MOUNT BOLT ON RH
2	16187-01	CENTER HANGER STRADDLE MOUNT H-9600
	16188-01	CENTER HANGER UNDER MOUNT H-9600
	16190-01	CENTER HANGER SIDE MOUNT H-9600
	16192-01	CENTER HANGER FLANGE MOUNT WELD ON H-9600
	16191-01	CENTER HANGER FLANGE MOUNT BOLT ON H-9600
	7602-01	CENTER HANGER STRADDLE MOUNT H-7600
	7602-02	CENTER HANGER UNDER MOUNT H-7600
	7602-04	CENTER HANGER SIDE MOUNT H-7600
3	7703-01	REAR HANGER STRADDLE MOUNT
	20732-01	REAR HANGER UNDER MOUNT
	20733-01	REAR HANGER SIDE MOUNT LH
	20734-01	REAR HANGER SIDE MOUNT RH
	7703-05	REAR HANGER FLANGE MOUNT WELD ON LH
	7703-06	REAR HANGER FLANGE MOUNT WELD ON RH
	7703-07	REAR HANGER FLANGE MOUNT BOLT ON LH
	7703-08	REAR HANGER FLANGE MOUNT BOLT ON RH
4	12709-01	TORQUE ARM BOLT 1.25" X 6.06"
5	16167-04	TORQUE ARM ADJUSTABLE 19.25"
	16167-06	TORQUE ARM ADJUSTABLE 21.50"
6	34-02	FLANGE LOCKNUT 1"
NOT SHOWN	12710-01	WASHER 1.31" ID X 2.25" OD
	12711-01	WASHER .94" ID X 2.25" OD

Item	Part Number	Description
7	UBK7/8X3X12	U-BOLT KIT ROUND 7/8" X 3" X 12"
	UBK7/8X3X13	U-BOLT KIT ROUND 7/8" X 3" X 13"
	UBK7/8X3X14	U-BOLT KIT ROUND 7/8" X 3" X 14"
	UBK7/8X3X15	U-BOLT KIT ROUND 7/8" X 3" X 15"
	UBK7/8X3X16	U-BOLT KIT ROUND 7/8" X 3" X 16"
	UBK7/8X3X18	U-BOLT KIT ROUND 7/8" X 3" X 18"
	UBK3/4X3X12.5	U-BOLT KIT ROUND 3/4" X 3" X 12.5"
	UBK3/4X3X13.5	U-BOLT KIT ROUND 3/4" X 3" X 13.5"
	UBK3/4X3X14.5	U-BOLT KIT ROUND 3/4" X 3" X 14.5"
	UBK3/4X3X15.5	U-BOLT KIT ROUND 3/4" X 3" X 15.5"
8	16868-01	TOP PLATE
	750-03	EQUALIZER W/ BUSHING 2-HOLE H-7600
9	16158-01	EQUALIZER W/ BUSHING 1-HOLE H-9600
	19361-01	SPRING SEAT .75"
11	19361-02	SPRING SEAT 1.25"
	19361-03	SPRING SEAT 1.75"
	19361-04	SPRING SEAT 2.25"
	19361-05	SPRING SEAT 2.75"
	19361-06	SPRING SEAT 3.25"
	19361-07	SPRING SEAT 3.75"
	19361-08	SPRING SEAT 4.25"
	12	710-00
16297-01		BOTTOM PLATE 3/4" U-BOLT
13	16150-01	BOLT 1.13" X 6.63" (1 BOLT EQUALIZER)
	7016-01	BOLT .63" X 6.00" (2 BOLT EQUALIZER)
14	11154-00	LOCKNUT 1.13" H-9600
	37-03	LOCKNUT .63" H-7600
15	11953-01	TORQUE ARM RIDGED W/ BUSHINGS
17	837-00	WASHER 1.25" ID X 2.25" OD H-9600
	729-00	DOUBLE WASHER W/ LOCK TAB H-7600

## HUTCH HANGERS



STRADDLE MOUNT HANGERS	
H7700 FABRICATED	
Part Number	Location
7701-01	FRONT
7702-01	CENTER
7703-01	REAR



STRADDLE MOUNT HANGERS	
H9700 FABRICATED	
Part Number	Location
7701-01	FRONT
16169-01	CENTER
7703-01	REAR



STRADDLE MOUNT HANGERS	
CH9700 CAST	
Part Number	Location
702-01	FRONT
16196-03	CENTER
712-01	REAR



STRADDLE MOUNT HANGERS	
H9600 FABRICATED	
Part Number	Location
7601-01	FRONT
16187-01	CENTER
7703-01	REAR



UNDER MOUNT HANGERS	
H7700 FABRICATED	
Part Number	Location
20728-01	FRONT
20728-01	CENTER
20732-01	REAR



UNDER MOUNT HANGERS	
H9700 FABRICATED	
Part Number	Location
20728-01	FRONT
16171-01	CENTER
20732-01	REAR



UNDER MOUNT/SIDE MOUNT HANGERS	
CH9700 CAST	
Part Number	Location
16291-03	FRONT LH
16291-04	FRONT RH
16197-03	CENTER
16293-01	REAR LH
16293-02	REAR RH



UNDER MOUNT HANGERS	
H9600 FABRICATED	
Part Number	Location
20725-01	FRONT
16188-01	CENTER
20732-01	REAR



## HUTCH HANGERS



FLANGE MOUNT HANGERS			
CH9700 CAST			
BOLT-ON		WELD-ON	
Part Number	Location	Part Number	Location
702-11	FRONT LH	702-09	FRONT LH
702-12	FRONT RH	702-10	FRONT RH
16199-03	CENTER	16199-05	CENTER
712-11	REAR LH	712-09	REAR LH
712-12	REAR RH	712-10	REAR RH



FLANGE MOUNT HANGERS			
H9700 FABRICATED			
BOLT-ON		WELD-ON	
Part Number	Location	Part Number	Location
7701-07	FRONT LH	7701-05	FRONT LH
7701-08	FRONT RH	7701-06	FRONT RH
16178-01	CENTER	16179-01	CENTER
7703-07	REAR LH	7703-05	REAR LH
7703-08	REAR RH	7703-06	REAR RH



FLANGE MOUNT HANGERS			
H7700 FABRICATED			
BOLT-ON		WELD-ON	
Part Number	Location	Part Number	Location
7701-07	FRONT LH	7701-05	FRONT LH
7701-08	FRONT RH	7701-06	FRONT RH
7702-05	CENTER	7702-04	CENTER
7703-07	REAR LH	7703-05	REAR LH
7703-08	REAR RH	7703-06	REAR RH



SIDE MOUNT HANGERS	
H9700 FABRICATED	
Part Number	Location
20729-01	FRONT LH
20730-01	FRONT RH
16175-01	CENTER
20733-01	REAR LH
20734-01	REAR RH



SIDE MOUNT HANGERS	
H7700 FABRICATED	
Part Number	Location
20729-01	FRONT LH
20730-01	FRONT RH
7702-03	CENTER
20733-01	REAR LH
20734-01	REAR RH

## EQUALIZERS & BOLT KITS



Part Number	Description
750-03	H7700 FABRICATED W/ BUSHING



Part Number	Description
19137-01	H7700 CAST W/ BUSHING



Part Number	Description
10287-01	H7700 2-BOLT EQUALIZER



Part Number	Description
16158-01	H9700 FABRICATED W/ BUSHING



Part Number	Description
17784-01	CH9700 CAST W/ BUSHING



Part Number	Description
16353-01	H9600/H9700 1-BOLT EQUALIZER

## TORQUE ARMS, BUSHINGS & HARDWARE



Part Number	Description
7620-00	TORQUE ARM BUSHING H7600/H9600



Part Number	Description
722-00	TORQUE ARM BUSHING H7700/H9700

## ADJUSTABLE



Part Number	Dim A	Description
16398-04	19.25"	H7700 & H9700
16398-06	21.50"	H7700 & H9700 NO HOP



Part Number	Dim A	Description
16167-04	19.25"	H7600/H9600
16167-06	21"	H7600/H9600 NO HOP




Part Number	Description
719-02	TORQUE ARM BOLT 1"-14 UNS X 5" (H7700/H9700)
10562-00	FLANGE LOCKNUT 1"-14 (H7700/H9700)

## NON-ADJUSTABLE



Part Number	Description
715-00	19.25" (H7700 & H9700)



Part Number	Description
11953-01	19.25" (H7600/H9600)



Part Number	Description
12709-01	TORQUE ARM BOLT 1-1/4" X 7/8"-14 X 6.06" (H9600)
34-02	HEX LOCKNUT 7/8"-14 (H7600/H9600)

### SPRING SEATS 5" ROUND AXLES



Part Number	Height Dim A	Used On Model
19360-01	3/4"	H7700/H9700
19360-02	1-1/4"	
19360-03	1-3/4"	
19360-04	2-1/4"	
19360-05	2-3/4"	
19360-06	3-1/4"	
19360-07	3-3/4"	
19360-08	4-1/4"	
19360-09	4-3/4"	

NO EARS FOR UNDERSLUNG & NO HOP		
Part Number	Height Dim A	Used On Model
22215-01	3/4"	H7600/H7700 H9600 /H9700
22215-02	1-1/4"	
22215-03	1-3/4"	
22215-04	2-1/4"	

Part Number	Height Dim A	Used On Model
19361-01	3/4"	H7600/H9600
19361-02	1-1/4"	
19361-03	1-3/4"	
19361-04	2-1/4"	
19361-05	2-3/4"	
19361-06	3-1/4"	
19361-07	3-3/4"	
19361-08	4-1/4"	
19361-09	4-3/4"	

### BOTTOM & TOP PLATES H7700/H9700



Part Number	Description
10775-00	TORQUE ARM ATTACHMENT NO-HOP 5" ROUND, 3/4" U-BOLTS (H7700/H9700)

Part Number	Description
16868-01	TOP PLATE HALF ROUND




Part Number	Description
710-00	BOTTOM PLATE 7/8" U-BOLTS
16297-01	BOTTOM PLATE 3/4" U-BOLTS

Part Number	Description
7747-01	BOTTOM PLATE 5" SQUARE AXLE

Part Number	Description
706-01	BOTTOM PLATE CAST

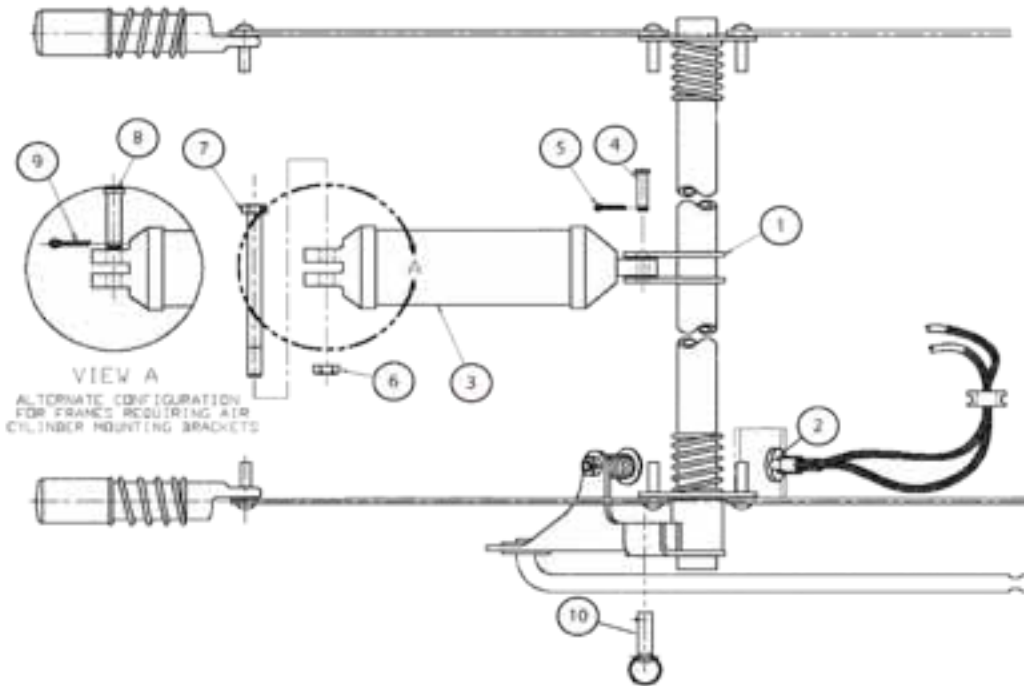
## CENTER HANGER ASSEMBLIES & W/S EQUALIZERS



Part Number	Description
16319-01	HANGER/ROCKER ASSEMBLY STRADDLE MOUNT H9700
16319-02	HANGER/ROCKER ASSEMBLY UNDER MOUNT H9700
16319-04	HANGER/ROCKER ASSEMBLY SIDE MOUNT H9700
16319-08	HANGER/ROCKER ASSEMBLY FLANGE MOUNT WELD ON H9700

Part Number	Description	Length
21834-01	ROCKER W/ BUSHING 61" WIDE SPREAD H9700	26.50"
21835-01	ROCKER W/ BUSHING 73" WIDE SPREAD H9700	38.50"

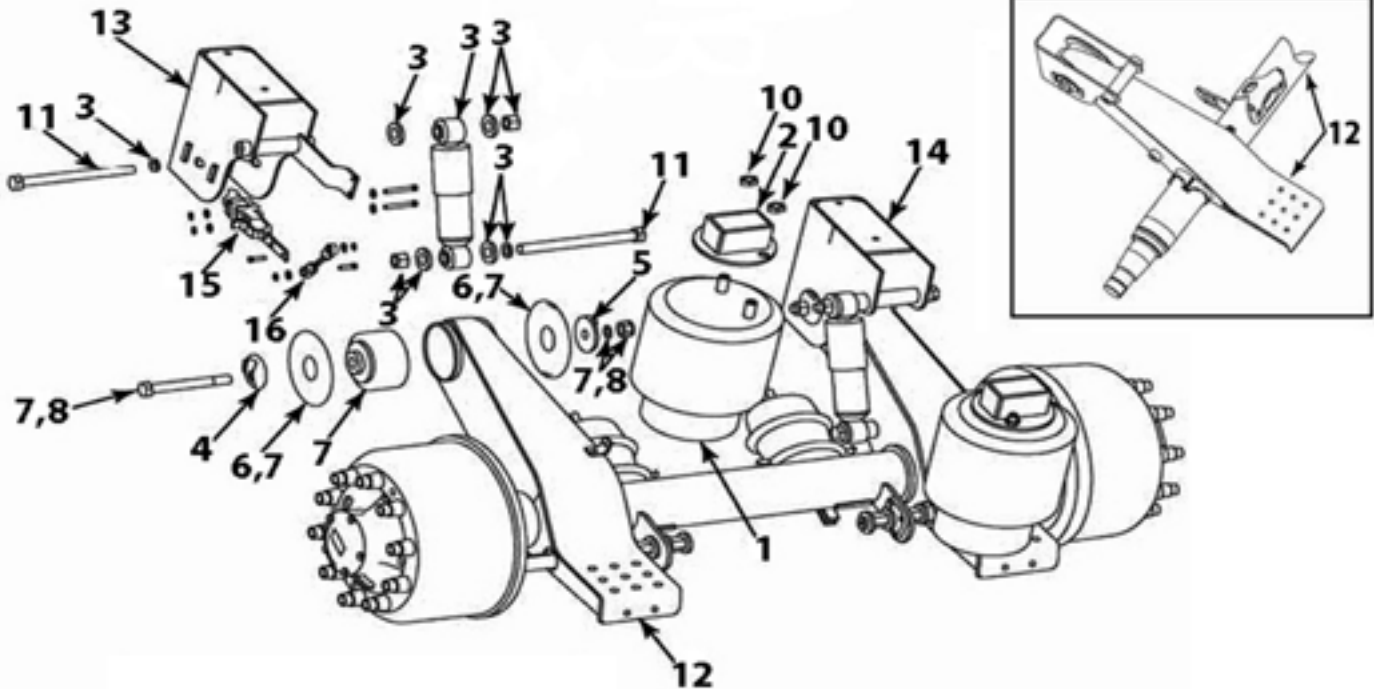
## P-3 PIN PULLER COMPONENTS



Item	Part Number	Description
1	17754-01	AIR CYLINDER CRANK
2	17708-01	AIR VALVE
3	19515-03	AIR CYLINDER ASSEMBLY
4	17693-01	CLEVIS PIN 3/8" X 1 1/2"
5	17692-01	COTTER PIN 7/64" X 3/4"

Item	Part Number	Description
6	33-01	HEX LOCKNUT 1/2"-20 UNF-2B
7	718-03	HEX BOLT 1/2-20 GR 5
8	19523-01	CLEVIS PIN 1/2" X 2"
9	551-00	COTTER PIN 1/8" X 1 1/4"
10	18699-01	MANUAL OVERRIDE PIN

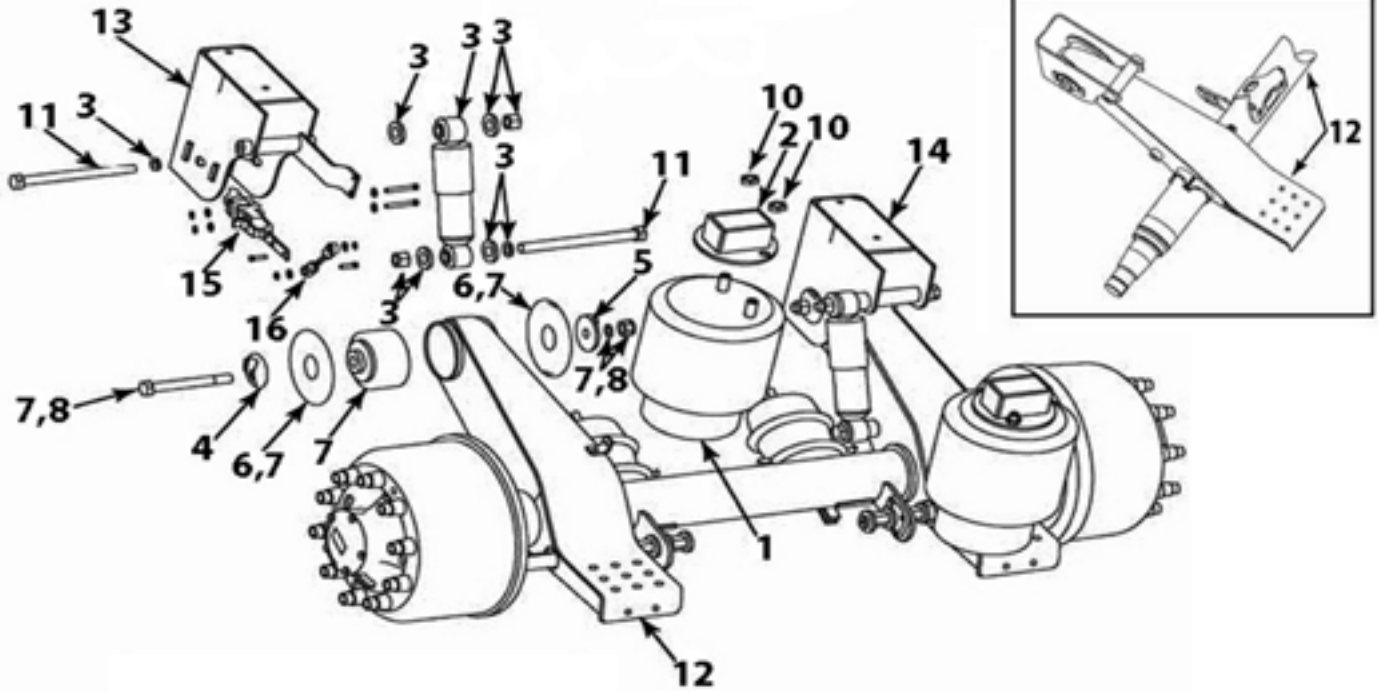
## MERITOR RFS23T COMPONENTS



Item	Part Number	Description
1	21227742	AIR SPRING
2	21227629	AIR SPRING PEDESTAL 14" RH
	21227667	AIR SPRING PEDESTAL 15" RH
	21227668	AIR SPRING PEDESTAL 16" RH
	21227630	AIR SPRING PEDESTAL 17" RH
	3305-M-1651	AIR SPRING PEDESTAL 14" RH BOLT-ON
	A-3150-V-2674	AIR SPRING PEDESTAL 15" RH BOLT-ON
	A-3150-W-2675	AIR SPRING PEDESTAL 16" RH BOLT-ON
	A-3150-X-2676	AIR SPRING PEDESTAL 17" RH BOLT-ON
3	KIT11210	SHOCK ABSORBER KIT
4	21226276	ECCENTRIC ALIGNMENT COLLAR
5	21226275	CONCENTRIC ALIGNMENT COLLAR
6	21226663	WEAR WASHER
7	KIT11201	PIVOT BUSHING KIT
8	KIT11202	PIVOT BOLT KIT
10	KIT11203	AIR SPRING BOLT KIT
11	S-21488-M-2	CAPSCREW 7/8"-9 X 11" GR8
12	C53-3273-Q-199SB	AXLE SUB ASSEMBLY TP 77.5" TRACK
	C8-3273-C-107SB	AXLE SUB ASSEMBLY TQ 71.5" TRACK
	C81-3273-J-140SB	AXLE SUB ASSEMBLY TQ 77.5" TRACK
13	A-3152-N-1158	HANGER R/S 14" RH WELD-ON
	A1-3152-N-1158	HANGER R/S 15" RH WELD-ON
	A2-3152-N-1158	HANGER R/S 16" RH WELD-ON
	A3-3152-N-1158	HANGER R/S 17" RH WELD-ON

Item	Part Number	Description
13	A-3152-Y-1169	HANGER R/S 14" RH BOLT-ON 9/16" HOLE
	A1-3152-Y-1169	HANGER R/S 15" RH BOLT-ON 9/16" HOLE
	A2-3152-Y-1169	HANGER R/S 16" RH BOLT-ON 9/16" HOLE
	A3-3152-Y-1169	HANGER R/S 17" RH BOLT-ON 9/16" HOLE
	A-3152-K-1155	HANGER R/S 14" RH BOLT-ON 11/16" HOLE
	A1-3152-K-1155	HANGER R/S 15" RH BOLT-ON 11/16" HOLE
	A2-3152-K-1155	HANGER R/S 16" RH BOLT-ON 11/16" HOLE
	A3-3152-K-1155	HANGER R/S 17" RH BOLT-ON 11/16" HOLE
	14	A-3152-P-1160
A1-3152-P-1160		HANGER C/S 15" RH WELD-ON
A2-3152-P-1160		HANGER C/S 16" RH WELD-ON
A3-3152-P-1160		HANGER C/S 17" RH WELD-ON
A-3152-X-1168		HANGER C/S 14" RH BOLT-ON 9/16" HOLE
A1-3152-X-1168		HANGER C/S 15" RH BOLT-ON 9/16" HOLE
A2-3152-X-1168		HANGER C/S 16" RH BOLT-ON 9/16" HOLE
A3-3152-X-1168		HANGER C/S 17" RH BOLT-ON 9/16" HOLE
15		A-3152-J-1154
	A1-3152-J-1154	HANGER C/S 15" RH BOLT-ON 11/16" HOLE
	A2-3152-J-1154	HANGER C/S 16" RH BOLT-ON 11/16" HOLE
	A3-3152-J-1154	HANGER C/S 17" RH BOLT-ON 11/16" HOLE
15	A-7806-Z-1014	HEIGHT CONTROL VALVE W/AUTO DUMP
	A-7806-Y-1013	HEIGHT CONTROL VALVE NO AUTO DUMP
16	M306538	LINKAGE ASSEMBLY

## MERITOR RFS25T COMPONENTS



Item	Part Number	Description
1	21227892	AIR SPRING
	21227629	AIR SPRING PEDESTAL 14" RH
	21227667	AIR SPRING PEDESTAL 15" RH
	21227668	AIR SPRING PEDESTAL 16" RH
	21227630	AIR SPRING PEDESTAL 17" RH
2	3305-M-1651	AIR SPRING PEDESTAL 14" RH BOLT-ON
	A-3150-V-2674	AIR SPRING PEDESTAL 15" RH BOLT-ON
	A-3150-W-2675	AIR SPRING PEDESTAL 16" RH BOLT-ON
	A-3150-X-2676	AIR SPRING PEDESTAL 17" RH BOLT-ON
	3	KIT11210
4	21226276	ECCENTRIC ALIGNMENT COLLAR
5	21226275	CONCENTRIC ALIGNMENT COLLAR
6	21226663	WEAR WASHER
7	KIT11205	PIVOT BUSHING KIT
8	KIT11204	PIVOT BOLT KIT
10	KIT11203	AIR SPRING BOLT KIT
11	S-21488-M-2	CAPSCREW 7/8"-9 X 11" GR8
12	C54-3273-Q-199SB	AXLE SUB ASSY TP 77.5" TRACK 5/8" WALL
	C13-3273-C-107SB	AXLE SUB ASSY TQ 71.5" TRACK 5/8" WALL
	C70-3273-J-140SB	AXLE SUB ASSY TQ 77.5" TRACK 5/8" WALL
	C-3273-Q-1213SB	AXLE SUB ASSY TP 71.5" TRACK 3/4" WALL
	C-3274-F-2138SB	AXLE SUB ASSY TP 77.5" TRACK 3/4" WALL
	C-3273-R-1162SB	AXLE SUB ASSY TQ 77.5" TRACK 3/4" WALL
13	A-3152-T-1164	HANGER R/S 14" RH WELD-ON
	A1-3152-T-1164	HANGER R/S 15" RH WELD-ON

Item	Part Number	Description	
13	A2-3152-T-1164	HANGER R/S 16" RH WELD-ON	
	A3-3152-T-1164	HANGER R/S 17" RH WELD-ON	
	A-3152-V-1166	HANGER R/S 14" RH BOLT-ON 9/16" HOLE	
	A1-3152-V-1166	HANGER R/S 15" RH BOLT-ON 9/16" HOLE	
	A2-3152-V-1166	HANGER R/S 16" RH BOLT-ON 9/16" HOLE	
	A3-3152-V-1166	HANGER R/S 17" RH BOLT-ON 9/16" HOLE	
	A-3152-R-1162	HANGER R/S 14" RH BOLT-ON 11/16" HOLE	
	A1-3152-R-1162	HANGER R/S 15" RH BOLT-ON 11/16" HOLE	
	A2-3152-R-1162	HANGER R/S 16" RH BOLT-ON 11/16" HOLE	
	A3-3152-R-1162	HANGER R/S 17" RH BOLT-ON 11/16" HOLE	
	14	A-3152-U-1165	HANGER C/S 14" RH WELD-ON
		A1-3152-U-1165	HANGER C/S 15" RH WELD-ON
		A2-3152-U-1165	HANGER C/S 16" RH WELD-ON
A3-3152-U-1165		HANGER C/S 17" RH WELD-ON	
A-3152-W-1167		HANGER C/S 14" RH BOLT-ON 9/16" HOLE	
A1-3152-W-1167		HANGER C/S 15" RH BOLT-ON 9/16" HOLE	
A2-3152-W-1167		HANGER C/S 16" RH BOLT-ON 9/16" HOLE	
15	A3-3152-W-1167	HANGER C/S 17" RH BOLT-ON 9/16" HOLE	
	A-3152-S-1163	HANGER C/S 14" RH BOLT-ON 11/16" HOLE	
	A1-3152-S-1163	HANGER C/S 15" RH BOLT-ON 11/16" HOLE	
	A2-3152-S-1163	HANGER C/S 16" RH BOLT-ON 11/16" HOLE	
	A3-3152-S-1163	HANGER C/S 17" RH BOLT-ON 11/16" HOLE	
	A-7806-Z-1014	HEIGHT CONTROL VALVE W/AUTO DUMP	
16	M306538	LINKAGE ASSEMBLY	

## RFS23T & RFS25T REPAIR KITS & HEIGHT CONTROL VALVES




Part Number	Description
KIT11201	PIVOT BUSHING KIT (RFS23T)



Part Number	Description
KIT11205	PIVOT BUSHING KIT (RFS25T)



Part Number	Description
KIT11202	PIVOT BOLT KIT (RFS23T)
KIT11204	PIVOT BOLT KIT (RFS25T)



Part Number	Description
KIT11210	SHOCK ABSORBER KIT



Part Number	Description
KIT11200	SHOCK ABSORBER HARDWARE KIT



Part Number	Description
KIT11203	AIR SPRING HARDWARE KIT



Part Number	Description
A-3256-R-1188	BUSHING INSTALLATION TOOL

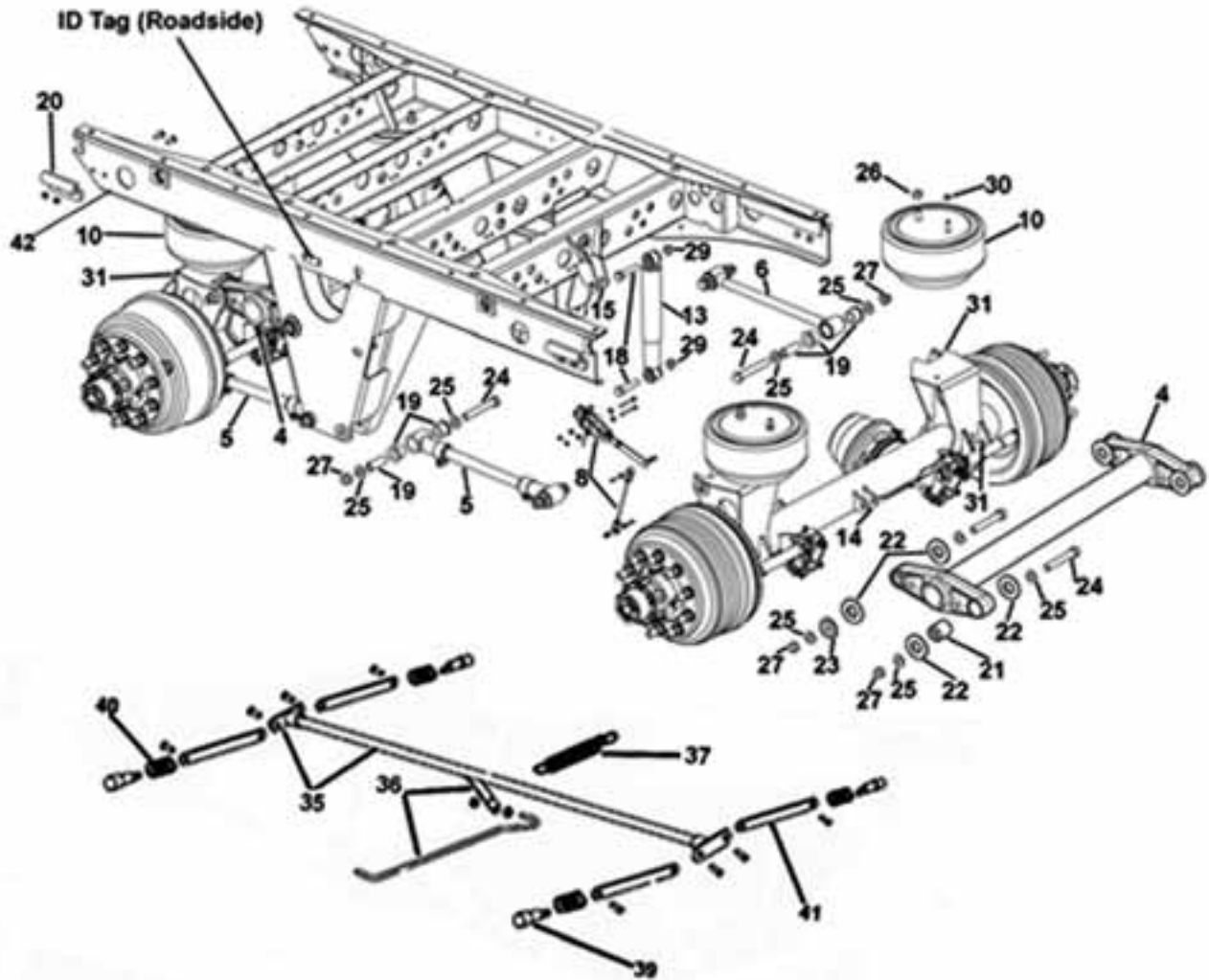


Part Number	Description
KIT11206	HEIGHT CONTROL VALVE W/ AUTO DUMP

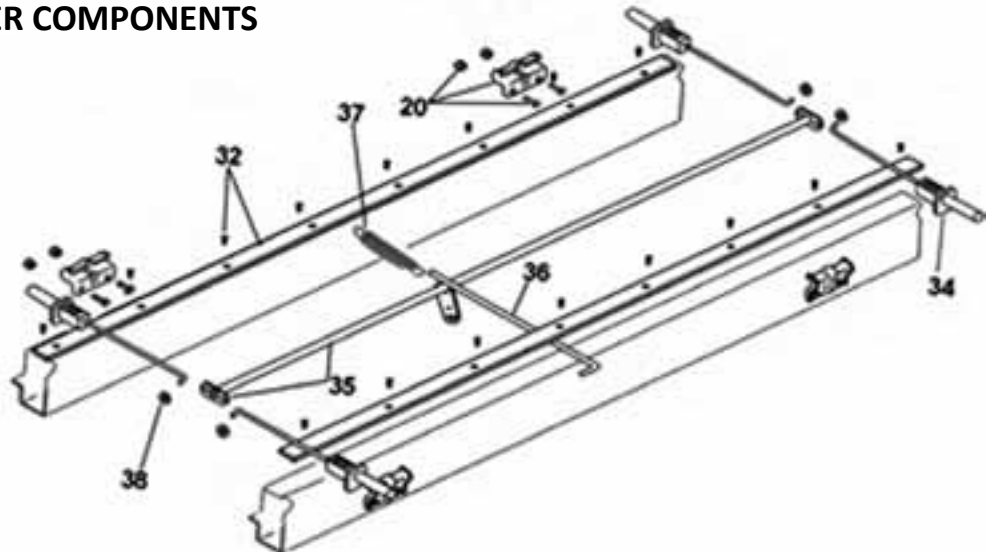


Part Number	Description
KIT11207	HEIGHT CONTROL VALVE NO AUTO DUMP

## RHP 11 TANDEM TRAILER AIR SUSPENSION SYSTEM



STANDARD SLIDER COMPONENTS



E-Z PULL 2 SLIDER COMPONENTS

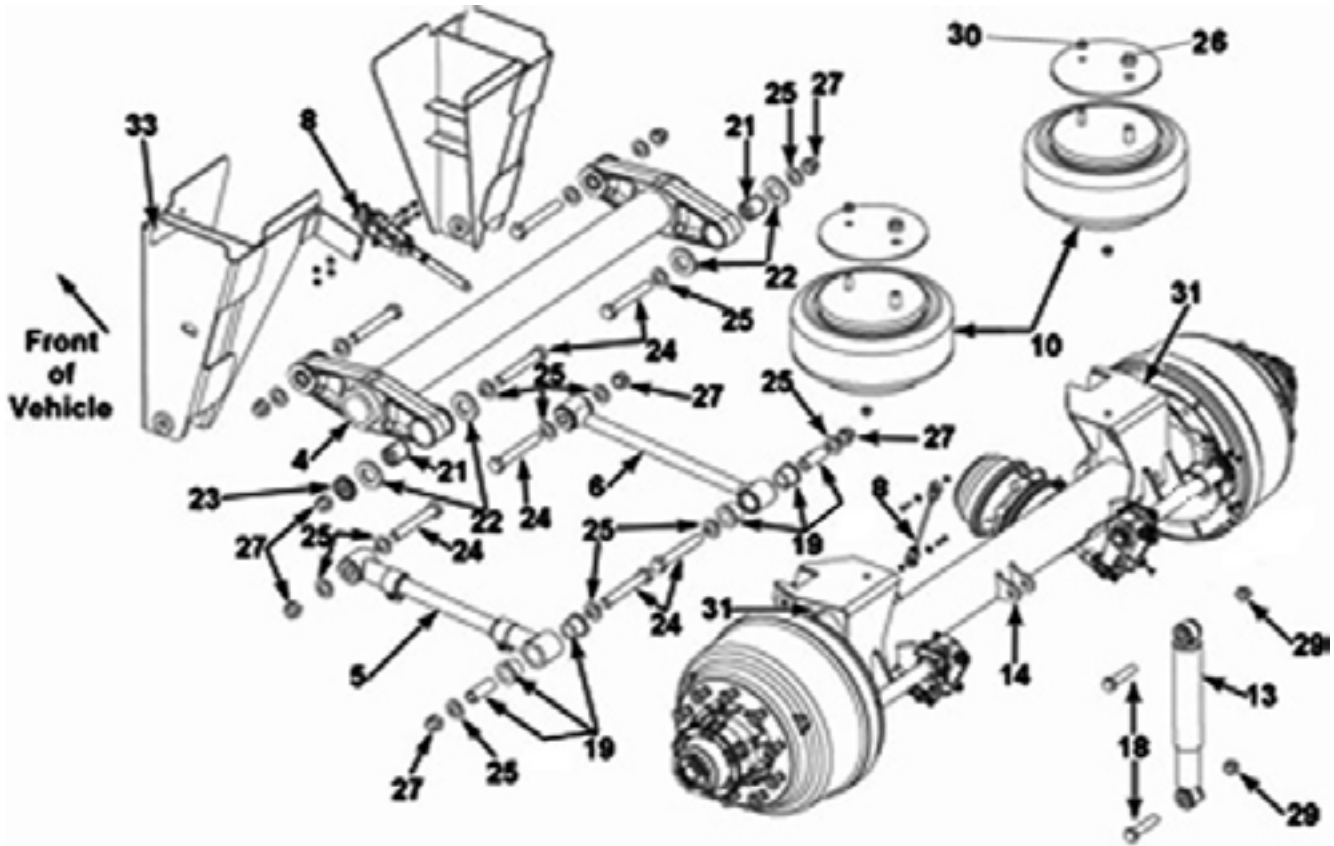


## RHP 11 TANDEM TRAILER AIR SUSPENSION SYSTEM

Item	Part Number	Description
4	KIT11305	UPPER CONTROL ARM W/BUSHINGS & HARDWARE
5	A1-3133-C-8921	LOWER CONTROL ARM ADJUSTABLE W/BUSHINGS
6	A-3133-G-8249	LOWER CONTROL ARM NON ADJUSTABLE W/BUSHINGS
8	KIT11308	HEIGHT CONTROL VALVE W/AUTOMATIC DUMP
	KIT11309	HEIGHT CONTROL VALVE NO AUTOMATIC DUMP
10	A2258A1457	AIR SPRING DOUBLE CONVOLUTED
	A2258F1410	AIR SPRING 16.5" RIDE HEIGHT
13	85919	SHOCK ABSORBER
14	M312508	SHOCK BRACKET AT AXLE LOCATION
15	M312520	SHOCK BRACKET SLIDER LOCATION 16.5" THRU 17.5" RIDE HEIGHTS
	M312521	SHOCK BRACKET SLIDER LOCATION 18.5" RIDE HEIGHT
18	M301501	CAPSCREW 3/4"-10 X 3 1/2" GR8
	M301502	CAPSCREW 3/4"-10 X 4 1/2" GR8
19	M302502	CONTROL ARM BUSHING W/INNER METAL TUBE
20	KIT11117	HOLD DOWN CLIP
21	A1225-G-1437	UPPER CONTROL ARM BUSHING
22	1229-N-5006	THRUST WASHER
23	M301532	PIVOT BOLT WASHER 3" OD X 7/8" ID 1/2" THICK
24	S-21448M-2	PIVOT BOLT 7/8"-9 X 6"
25	M301530	HARDENED FLAT WASHER 7/8" ID
26	R004961A	LOCK NUT 3/4"-16 GR8
27	1227-R-1604	TORQUE NUT 7/8"-9

Item	Part Number	Description
29	NL-212-1	LOCK NUT 3/4"-10
30	1227-B-1614	LOCK NUT 1/2"-13
31	KIT11331	AXLE SEAT 16.5" RIDE HEIGHT
	KIT11327	AXLE SEAT 17.5" RIDE HEIGHT
	KIT11328	AXLE SEAT 18.5" RIDE HEIGHT
32	KIT11112	SLIDE PAD KIT ( 1 PAD W/8 SCREWS)
34	M306534	EZ-PULL PIN ASSEMBLY HUTCH 1-5/8" OD
	M306535	EZ-PULL PIN ASSEMBLY HUTCH-B 1-3/8" OD
	M306536	EZ-PULL PIN ASSEMBLY BINKLEY 1-3/8" OD
35	KIT11116	TORQUE TUBE & LINKAGE BARS
36	KIT11119	PULL HANDLE W/U-CLIP
37	M306512	TENSION SPRING
38	WA-37	WASHER
39	KIT11113	LOCKING PIN W/RIVET 1 5/8" OD HUTCH
	KIT11124	LOCK PIN LINKAGE W/RIVETS BINKLEY
40	M306505	COMPRESSION SPRING
42	B-7420-N-1002	SLIDER TO SIDE PLATE WELDMENT HUTCH 16.5" & 17.5" RIDE HEIGHT
	B2-7420-N-1002	SLIDER TO SIDE PLATE WELDMENT HUTCH 18.5" RIDE HEIGHT
	B-7420-A-1015	SLIDER TO SIDE PLATE WELDMENT HUTCH-B 16.5" & 17.5" RIDE HEIGHT
	B1-7420-A-1015	SLIDER TO SIDE PLATE WELDMENT HUTCH-B 18.5" RIDE HEIGHT
	B2-7420-T-1008	SLIDER TO SIDE PLATE WELDMENT BINKLEY 16.5" & 17.5" RIDE HEIGHT
	C4-7420-T-1008	SLIDER TO SIDE PLATE WELDMENT BINKLEY 16.5" & 17.5" RIDE HEIGHT
	B3-7420-T-1008	SLIDER TO SIDE PLATE WELDMENT BINKLEY 18.5" RIDE HEIGHT

## RHP 55 COMPONENTS



Item	Part Number	Description
4	KIT11305	UPPER CONTROL ARM W/BUSHINGS & HARDWARE
5	A1-3133-C-8921	LOWER CONTROL ARM ADJUSTABLE W/ BUSHINGS
6	A-3133-G-8249	LOWER CONTROL ARM NON ADJUSTABLE W/BUSHINGS
8	KIT11308	HEIGHT CONTROL VALVE W/AUTOMATIC DUMP
	KIT11309	HEIGHT CONTROL VALVE NO AUTOMATIC DUMP
10	A-2258-F-1410	AIR SPRING
13	85919	SHOCK ABSORBER
14	M312508	SHOCK BRACKET AT AXLE LOCATION
15	3155-W-1349	SHOCK BRKT. SLIDER LOC. 16.5" & 17.5" (NOT SHOWN)
18	M301501	CAPSCREW 3/4"-10 X 3 1/2" GR8
	M301502	CAPSCREW 3/4"-10 X 4 1/2" GR8
19	M302502	CONTROL ARM BUSHING W/INNER METAL TUBE
21	A1225-G-1437	UPPER CONTROL ARM BUSHING

Item	Part Number	Description
22	1229-N-5006	THRUST WASHER
23	M301532	PIVOT BOLT WASHER 3"OD X 7/8" ID X 1/2" THICK
24	S-21448M-2	PIVOT BOLT 7/8"-9 X 6"
25	M301530	HARDENED FLAT WASHER 7/8" ID
26	R004961A	LOCK NUT 3/4"-16 GR8
27	1227-R-1604	TORQUE NUT 7/8"-9
29	NL-212-1	LOCK NUT 3/4"-10
30	1227-B-1614	LOCK NUT 1/2"-13
31	KIT11331	AXLE SEAT 16.5" RIDE HEIGHT
	KIT11327	AXLE SEAT 17.5" RIDE HEIGHT
	KIT11328	AXLE SEAT 18.5" RIDE HEIGHT
33	A-3305-G-1541	FRAME BRACKET R/S
	A-3305-H-1542	FRAME BRACKET C/S

## MERITOR RHP11 & RHP55 REPAIR KITS



Part Number	Description
KIT11103	SHOCK BOLT KIT 16.5" THROUGH 18.5" RIDE HEIGHT



Part Number	Description
KIT11104	SHOCK BOLT KIT 14" RIDE HEIGHT



Part Number	Description
KIT11105	AIR SPRING HARDWARE SET




Part Number	Description
KIT11102	LOWER CONTROL ARM BUSHING KIT



Part Number	Description
KIT11106	UPPER CONTROL ARM BOLT KIT @ R/S PLATE ADJUSTABLE



Part Number	Description
KIT11107	UPPER CONTROL ARM BOLT KIT ALL OTHER LOCATIONS



Part Number	Description
KIT11302	UPPER CONTROL ARM HARDWARE KIT



Part Number	Description
KIT11300	UPPER CONTROL ARM BUSHING KIT



Part Number	Description
KIT11320	UPPER CONTROL ARM BUSHING KIT HALF KIT FOR ONE SIDE



Part Number	Description
KIT11303	UPPER CONTROL ARM BUSHING KIT SPECIAL REPAIR - RHP 55




Part Number	Description
KIT11301	UPPER CONTROL ARM BUSHING KIT SPECIAL REPAIR - RHP11



Part Number	Description
KIT11321	UPPER CONTROL ARM BUSHING KIT SPECIAL REPAIR - RHP11 (HALF KIT)

## RHP11 & RHP55 REPAIR KITS



Part Number	Description
KIT11322	SIDE PLATE REPAIR KIT- ALIGNMENT POSITION RHP11 FOR DAMAGED FRAME BRACKET



Part Number	Description
KIT11347	AXLE SEAT REPAIR KIT



Part Number	Description
KIT11304	WASHER KIT C/S ONLY RHP11



Part Number	Description
KIT11331	AXLE SEAT KIT RHP 16.5" RIDE HEIGHT



Part Number	Description
KIT11327	AXLE SEAT KIT 17.5" RIDE HEIGHT

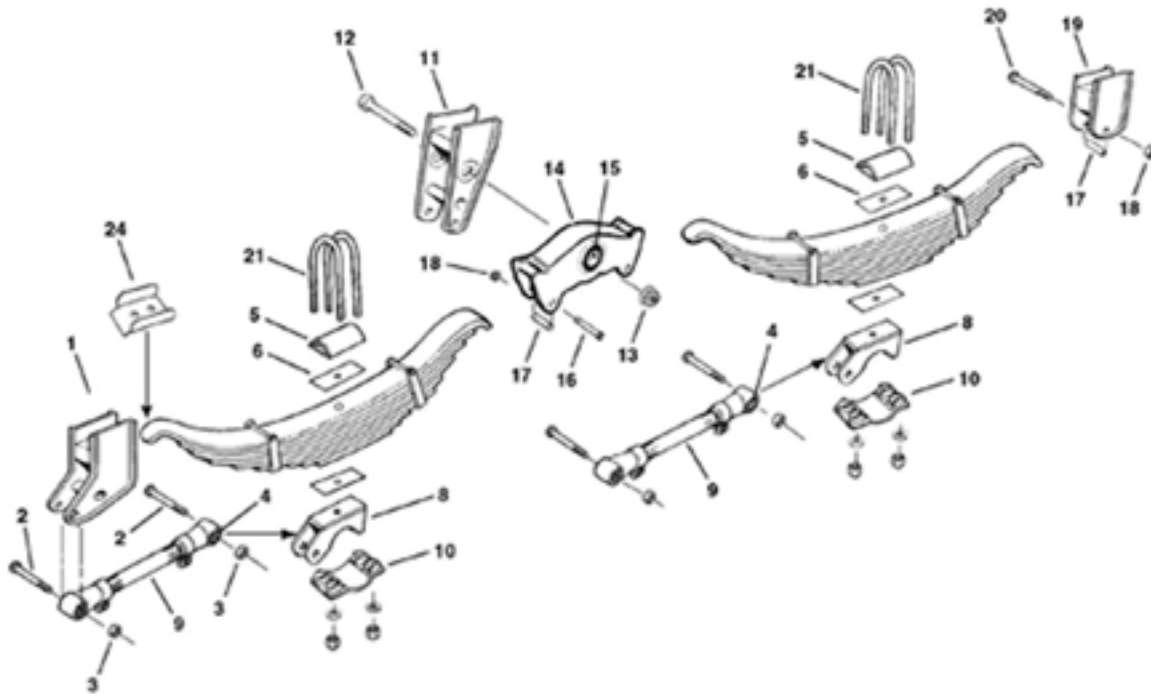


Part Number	Description
KIT11348	AXLE SEAT REPAIR TOOL KIT RHP/MPA



Part Number	Description
A-3256-H-1152	BUSHING INSTALLATION TOOL UPPER CONTROL ARM

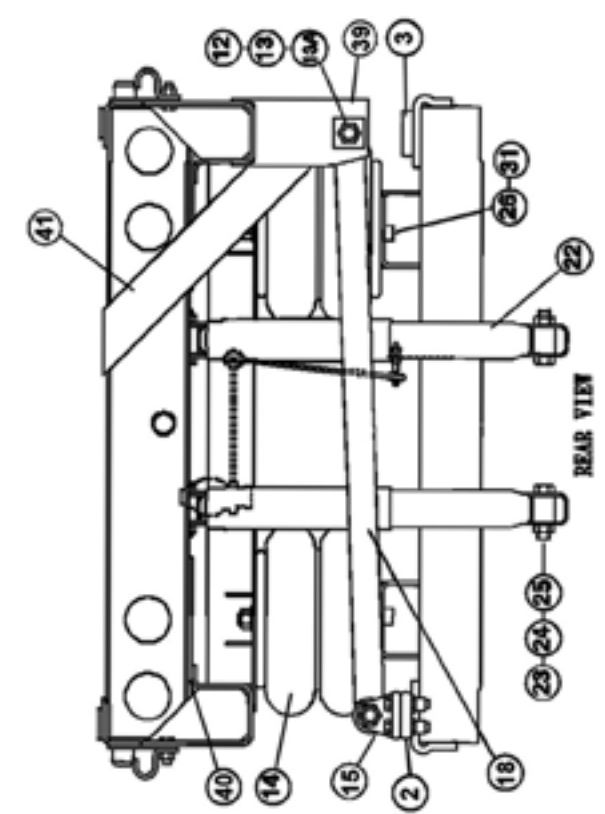
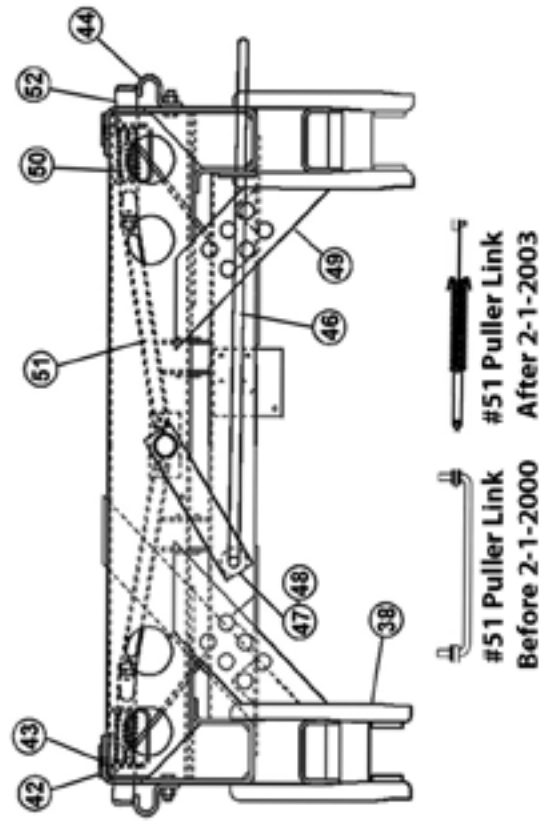
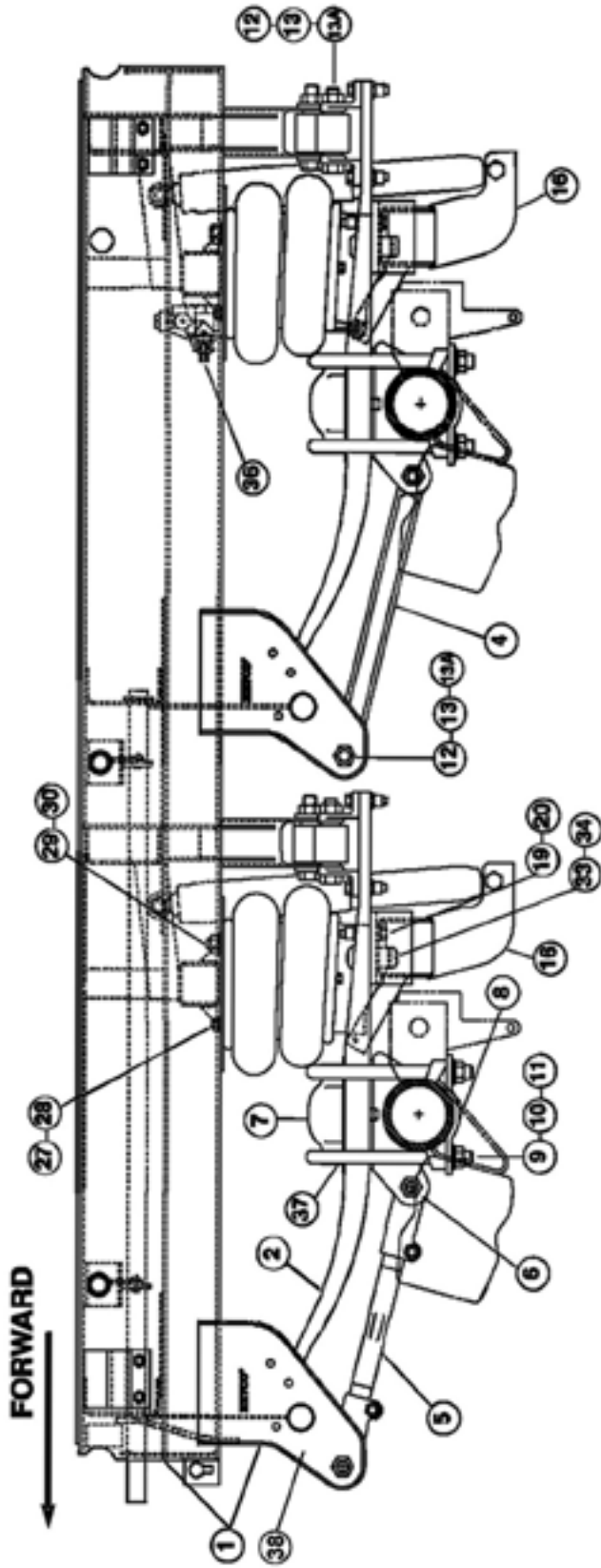
## REYCO GRANNING MODEL 86/88 COMPONENTS 49" AXLE CENTERS FOR 5" ROUND AXLES



Item	Part Number	Description
1	0046-20	FRONT HANGER STRADDLE MOUNT
	0084-00	FRONT HANGER UNDER MOUNT
	0400-01	FRONT HANGER FLANGE MOUNT LH
	0400-02	FRONT HANGER FLANGE MOUNT RH
2	0001-08	TORQUE ARM BOLT 7/8"-14 X 5-1/4"
3	14345-01	FLANGE LOCK NUT 7/8"-14
4	09729-01	TORQUE ARM BUSHING
5	23334-01	TOP PLATE
6	16810-02	DELRIN SPRING LINER
7	0075-20	RIGID TORQUE ARM W/ BUSHING 20"
8	0636-01	AXLE SEAT 1"
	0636-015	AXLE SEAT 1-1/2"
	0636-02	AXLE SEAT 2"
	0636-025	AXLE SEAT 2-1/2"
	0636-03	AXLE SEAT 3"
	0636-035	AXLE SEAT 3-1/2"
0636-04	AXLE SEAT 4"	
9	1035-20	ADJUSTABLE TORQUE ARM W/ BUSHING 20"
10	0538-00	BOTTOM PLATE
11	0062-20	CENTER HANGER STRADDLE MOUNT
	0088-00	CENTER HANGER UNDER MOUNT
	0401-00	CENTER HANGER FLANGE MOUNT

Item	Part Number	Description
12	00001-14	EQUALIZER BOLT 1"-14 X 6-1/4"
13	0274-01	FLANGED NUT 1"-14
14	0650-00	FABRICATED EQUALIZER WITH BUSHING
	0850-00	CAST EQUALIZER WITH BUSHING
15	0649-02	EQUALIZER BUSHING
16	0001-04	BOLT 5/8"-18 X 4-1/2"
17	0741-01	SPRING ROLLER 3/4" O.D.
18	0002-07	LOCKNUT 5/8"-18
19	0051-20	REAR HANGER STRADDLE MOUNT
	0086-00	REAR HANGER UNDER MOUNT
	0402-01	REAR HANGER FLANGE MOUNT LH
	0402-02	REAR HANGER FLANGE MOUNT RH
20	0001-02	BOLT 5/8"-18 X 5-1/2"
	7/8X3X12	U-BOLT KIT 3"RD X 12"LG (2 U-BOLTS W/NUTS)
	7/8X3X14	U-BOLT KIT 3"RD X 14"LG (2 U-BOLTS W/NUTS)
	7/8X3X16	U-BOLT KIT 3"RD X 16"LG (2 U-BOLTS W/NUTS)
	7/8X3X18	U-BOLT KIT 3"RD X 18"LG (2 U-BOLTS W/NUTS)
	7/8X5X12	U-BOLT KIT 5"RD X 12"LG (2 U-BOLTS W/NUTS)
	7/8X5X14	U-BOLT KIT 5"RD X 14"LG (2 U-BOLTS W/NUTS)
7/8X5X16	U-BOLT KIT 5"RD X 16"LG (2 U-BOLTS W/NUTS)	
21	0045-00	HANGER WEAR PAD

### REYCO/GRANNING 86AR/RS1015 COMPONENTS

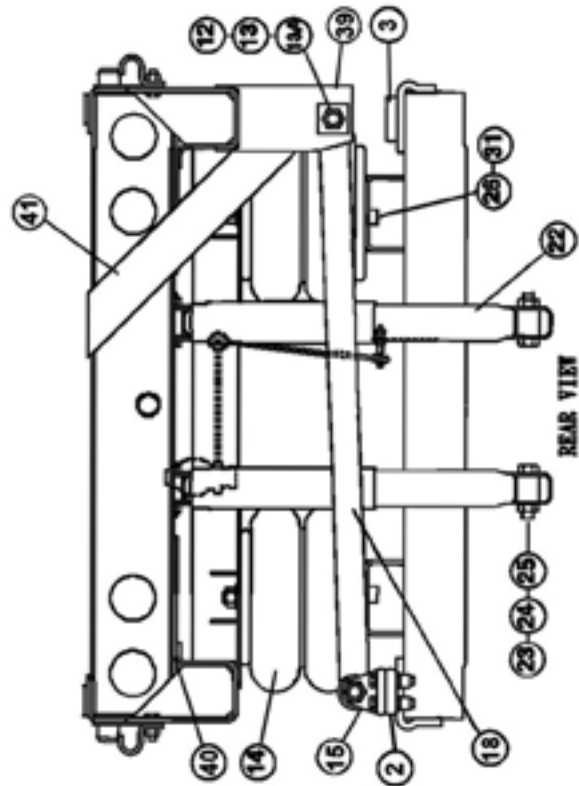
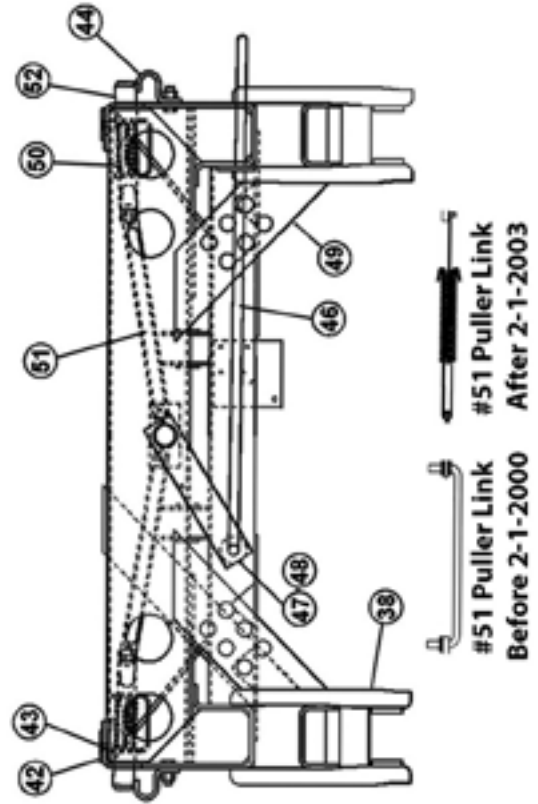
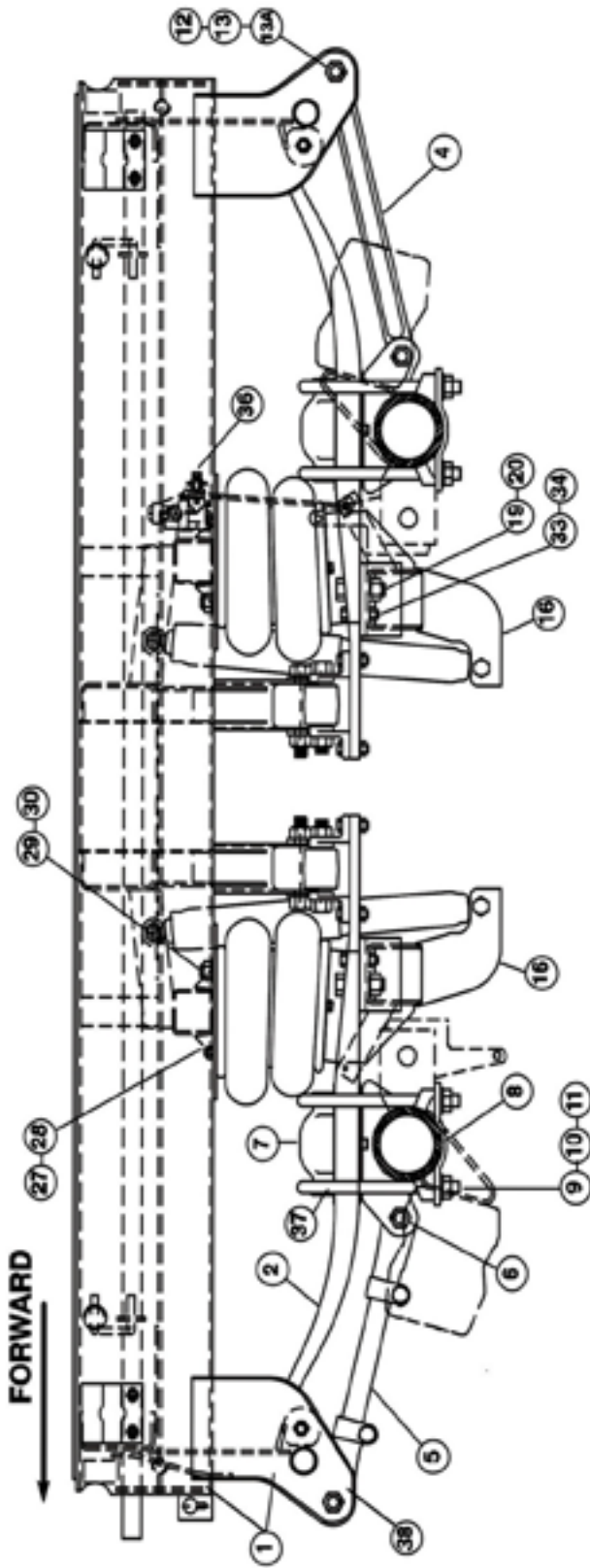


## REYCO/GRANNING 86AR/RS1015 COMPONENTS

Item	Part Number	Description
1	20538-48	SLIDER ASSY W/ HANGERS 48" FRAME 1.38" PINS
	20538-42	SLIDER ASSY W/ HANGERS 42" FRAME 1.38" PINS
	19972-48	SLIDER ASSY W/ HANGERS 48" FRAME 1.63" PINS
	19972-42	SLIDER ASSY W/ HANGERS 42" FRAME 1.63" PINS
2	19913-01	SPRING BEAM, LEFT HAND
3	19914-01	SPRING BEAM, RIGHT HAND
4	0075-20	RIGID TORQUE ARM
5	1035-20	ADJUSTABLE TORQUE ARM
6	0636-01	AXLE SEAT 1" HIGH 5" ROUND AXLE
	0636-015	AXLE SEAT 1.5" HIGH 5" ROUND AXLE
	0636-02	AXLE SEAT 2" HIGH 5" ROUND AXLE
	0636-025	AXLE SEAT 2.5" HIGH 5" ROUND AXLE
	0636-03	AXLE SEAT 3" HIGH 5" ROUND AXLE
	0636-035	AXLE SEAT 3.5" HIGH 5" ROUND AXLE
	0636-04	AXLE SEAT 4" HIGH 5" ROUND AXLE
7	1098-00	TOP PLATE
8	0538-00	BOTTOM PLATE 5" ROUND AXLE
9	19780-110	U-BOLT 3" RD X 3/4" X 11"
	19780-115	U-BOLT 3" RD X 3/4" X 11.5"
	19780-120	U-BOLT 3" RD X 3/4" X 12"
	19780-125	U-BOLT 3" RD X 3/4" X 12.5"
	19780-130	U-BOLT 3" RD X 3/4" X 13"
	19780-135	U-BOLT 3" RD X 3/4" X 13.5"
	19780-140	U-BOLT 3" RD X 3/4" X 14"
10	14344-01	LOCKNUT 3/4"-16 UNF
11	20852-01	3/4" FLAT WASHER
12	0001-08	HEX BOLT 7/8"-14 X 5.25" GR8
13	14345-01	HEX LOCKNUT 7/8"-14 UNF
13A	T-7292	FLAT WASHER 7/8"
14	20018-01	AIR SPRING
15	21491-01	TRACK ROD BRACKET
16	19789-02	AIR SPRING SUPPORT 48" FRAME WIDTH
	19788-02	AIR SPRING SUPPORT 42" FRAME WIDTH
18	10910-01	TRACK ROD 48" FRAME WIDTH 44" LONG
	20012-01	TRACK ROD 42" FRAME WIDTH 38" LONG
19	17353-01	HEX BOLT 1/2"-20 UNF X 2.5"
20	17357-01	HEX LOCKNUT 1/2"-20 UNF
21	0003-07	1/2" FLAT WASHER
22	18165-01	SHOCK ABSORBER

Item	Part Number	Description
23	08210-01	HEX BOLT 3/4-16 UNF X 3"
24	14344-01	HEX NUT 3/4"-16 UNF
25	20852-01	3/4" FLAT WASHER
26	20029-01	HEX NUT 3/8"-16 UNC
27	12920-01	1/2" NUT
28	T-1705	1/2" LOCK WASHER
29	08211-01	3/4" NUT
30	T-3164	3/4" LOCK WASHER
31	T-1859	3/8" LOCK WASHER
33	18842-01	HEX BOLT 7/8"-14 UNF X 3" GR8
34	14345-01	HEX LOCKNUT 7/8"-14 UNF
35	T-7292	FLAT WASHER 7/8"
36	23329-01	HEIGHT CONTROL VALVE & LINKAGE 1/4" FITTINGS
	23329-02	HEIGHT CONTROL VALVE & LINKAGE 3/8" FITTINGS
	22008-00	HEIGHT CONTROL DUMP VALVE & LINKAGE
37	16810-00	SPRING LINER
38	22662-01	FRONT HANGER ST/MT
39	19772-01	TRACK ROD HANGER
40	17854-01	TRACK ROD HANGER GUSSET SMALL
41	17855-01	TRACK ROD HANGER GUSSET LARGE
42	19620-01	BEARING STRIP
43	19619-01	SCREW FOR BEARING STRIP
44	19766-01	BODY RAIL GUIDE 5.5" LONG
46	21225-148	PULL HANDLE 48" WIDE FRAME
	21225-142	PULL HANDLE 42" WIDE FRAME
47	16457-01	5/8" FLAT WASHER
48	16455-01	COTTER PIN 1.25"
49	19720-02	HANGER GUSSET
50	19638-01	COMPRESSION SPRING
51	24114-42	LINKAGE 42" WIDE FRAME (BEFORE 2/1/2000)
	24114-48	LINKAGE 48" WIDE FRAME (BEFORE 2/1/2000)
	22237-01	LINKAGE 42" WIDE FRAME (2/1/2000 - 2-1-2003)
	22239-01	LINKAGE 48" WIDE FRAME (2/1/2000 - 2-1-2003)
	703940-01	FLEXIPULL LINKAGE (AFTER 2/1/2003) CURRENT
52	19753-01	LOCK PIN 1.38" DIA. (BEFORE 2/1/2000)
	19630-01	LOCK PIN 1.56" DIA. (BEFORE 2/1/2000)
	20740-02	LOCK PIN 1.38" DIA. (AFTER 2/1/2000) CURRENT
	20740-01	LOCK PIN 1.63" DIA. (AFTER 2/1/2000) CURRENT

## REYCO/GRANNING 86AR/RS1035 COMPONENTS



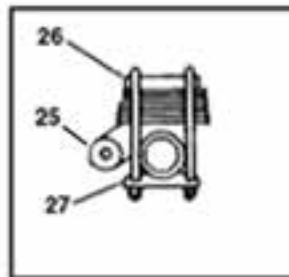
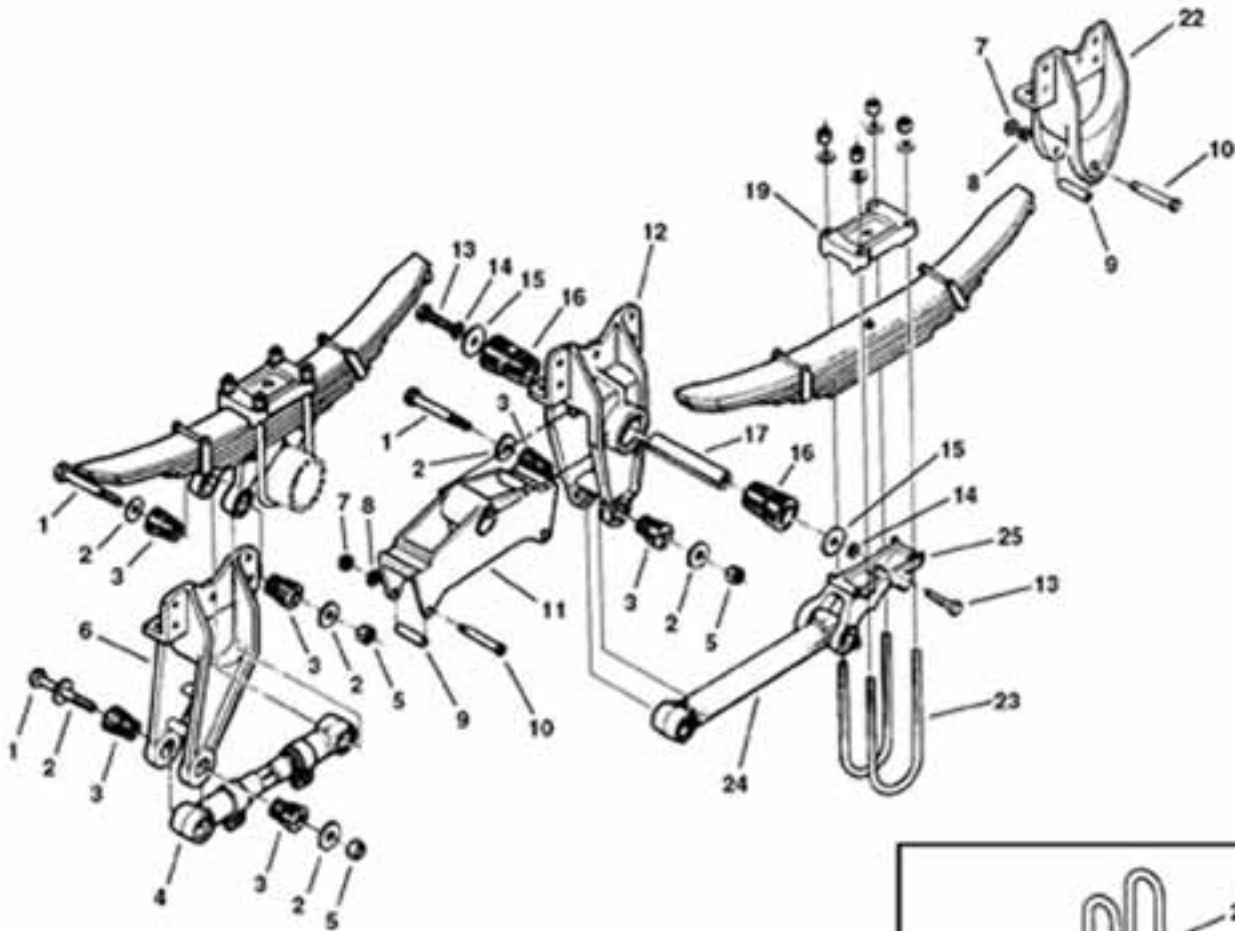


## REYCO/GRANNING 86AR/RS1035 COMPONENTS

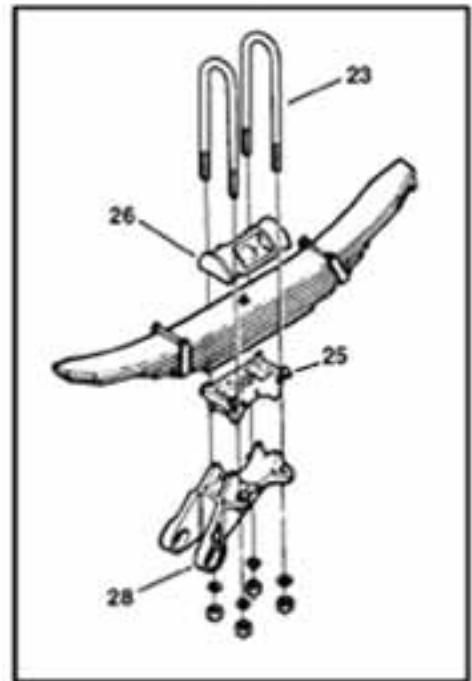
Item	Part Number	Description
1	21928-48	SLIDER ASSY W/ HANGERS 48" FRAME 1.38" PINS
	21928-42	SLIDER ASSY W/ HANGERS 42" FRAME 1.38" PINS
	21643-48	SLIDER ASSY W/ HANGERS 48" FRAME 1.63" PINS
	21643-42	SLIDER ASSY W/ HANGERS 42" FRAME 1.63" PINS
2	19913-01	SPRING BEAM, LEFT HAND
3	19914-01	SPRING BEAM, RIGHT HAND
4	0075-20	RIGID TORQUE ARM
5	1035-20	ADJUSTABLE TORQUE ARM
6	0636-01	AXLE SEAT 1" HIGH 5" ROUND AXLE
	0636-015	AXLE SEAT 1.5" HIGH 5" ROUND AXLE
	0636-02	AXLE SEAT 2" HIGH 5" ROUND AXLE
	0636-025	AXLE SEAT 2.5" HIGH 5" ROUND AXLE
	0636-03	AXLE SEAT 3" HIGH 5" ROUND AXLE
	0636-035	AXLE SEAT 3.5" HIGH 5" ROUND AXLE
	0636-04	AXLE SEAT 4" HIGH 5" ROUND AXLE
7	1098-00	TOP PLATE
8	0538-00	BOTTOM PLATE 5" ROUND AXLE
9	19780-110	U-BOLT 3" RD X 3/4" X 11"
	19780-115	U-BOLT 3" RD X 3/4" X 11.5"
	19780-120	U-BOLT 3" RD X 3/4" X 12"
	19780-125	U-BOLT 3" RD X 3/4" X 12.5"
	19780-130	U-BOLT 3" RD X 3/4" X 13"
	19780-135	U-BOLT 3" RD X 3/4" X 13.5"
	19780-140	U-BOLT 3" RD X 3/4" X 14"
10	14344-01	LOCKNUT 3/4"-16 UNF
11	20852-01	3/4" FLAT WASHER
12	0001-08	HEX BOLT 7/8"-14 X 5.25" GR8
13	14345-01	HEX LOCKNUT 7/8"-14 UNF
13A	T-7292	FLAT WASHER 7/8"
14	20018-01	AIR SPRING
15	21491-01	TRACK ROD BRACKET
16	19789-02	AIR SPRING SUPPORT 48" FRAME WIDTH
	19788-02	AIR SPRING SUPPORT 42" FRAME WIDTH
18	10910-01	TRACK ROD 48" FRAME WIDTH 44" LONG
	20012-01	TRACK ROD 42" FRAME WIDTH 38" LONG
19	17353-01	HEX BOLT 1/2"-20 UNF X 2.5"
20	17357-01	HEX LOCKNUT 1/2"-20 UNF
21	0003-07	1/2" FLAT WASHER

Item	Part Number	Description
22	18165-01	SHOCK ABSORBER
23	08210-01	HEX BOLT 3/4-16 UNF X 3"
24	14344-01	HEX NUT 3/4"-16 UNF
25	20852-01	3/4" FLAT WASHER
26	20029-01	HEX NUT 3/8"-16 UNC
27	12920-01	1/2" NUT
28	T-1705	1/2" LOCK WASHER
29	08211-01	3/4" NUT
30	T-3164	3/4" LOCK WASHER
31	T-1859	3/8" LOCK WASHER
33	18842-01	HEX BOLT 7/8"-14 UNF X 3" GR8
34	14345-01	HEX LOCKNUT 7/8"-14 UNF
35	T-7292	FLAT WASHER 7/8"
36	23329-01	HEIGHT CONTROL VALVE & LINKAGE 1/4" FITTINGS
	23329-02	HEIGHT CONTROL VALVE & LINKAGE 3/8" FITTINGS
37	16810-00	SPRING LINER
38	22662-01	FRONT HANGER ST/MT
39	19772-01	TRACK ROD HANGER
40	17854-01	TRACK ROD HANGER GUSSET SMALL
41	17855-01	TRACK ROD HANGER GUSSET LARGE
42	19620-01	BEARING STRIP
43	19619-01	SCREW FOR BEARING STRIP
44	19766-01	BODY RAIL GUIDE 5.5" LONG
46	21225-148	PULL HANDLE 48" WIDE SLIDER
	21225-142	PULL HANDLE 42" WIDE SLIDER
47	16457-01	5/8" FLAT WASHER
48	16455-01	COTTER PIN 1.25"
49	19720-02	HANGER GUSSET
50	19638-01	COMPRESSION SPRING
51	24114-42	LINKAGE 42" WIDE FRAME (BEFORE 2/1/2000)
	24114-48	LINKAGE 48" WIDE FRAME (BEFORE 2/1/2000)
	22237-01	LINKAGE 42" WIDE FRAME (2/1/2000 - 2-1-2003)
	22239-01	LINKAGE 48" WIDE FRAME (2/1/2000 - 2-1-2003)
	703940-01	FLEXIPULL LINKAGE (AFTER 2/1/2003) CURRENT
52	19753-01	LOCK PIN 1.38" DIA. (BEFORE 2/1/2000)
	19630-01	LOCK PIN 1.56" DIA. (BEFORE 2/1/2000)
	20740-02	LOCK PIN 1.38" DIA. (AFTER 2/1/2000) CURRENT
	20740-01	LOCK PIN 1.63" DIA. (AFTER 2/1/2000) CURRENT

REYCO/GRANNING MODEL 21B COMPONENTS  
49" AXLE CENTERS FOR 5" ROUND AXLES, OVERSLUNG



Inverted U-Bolts

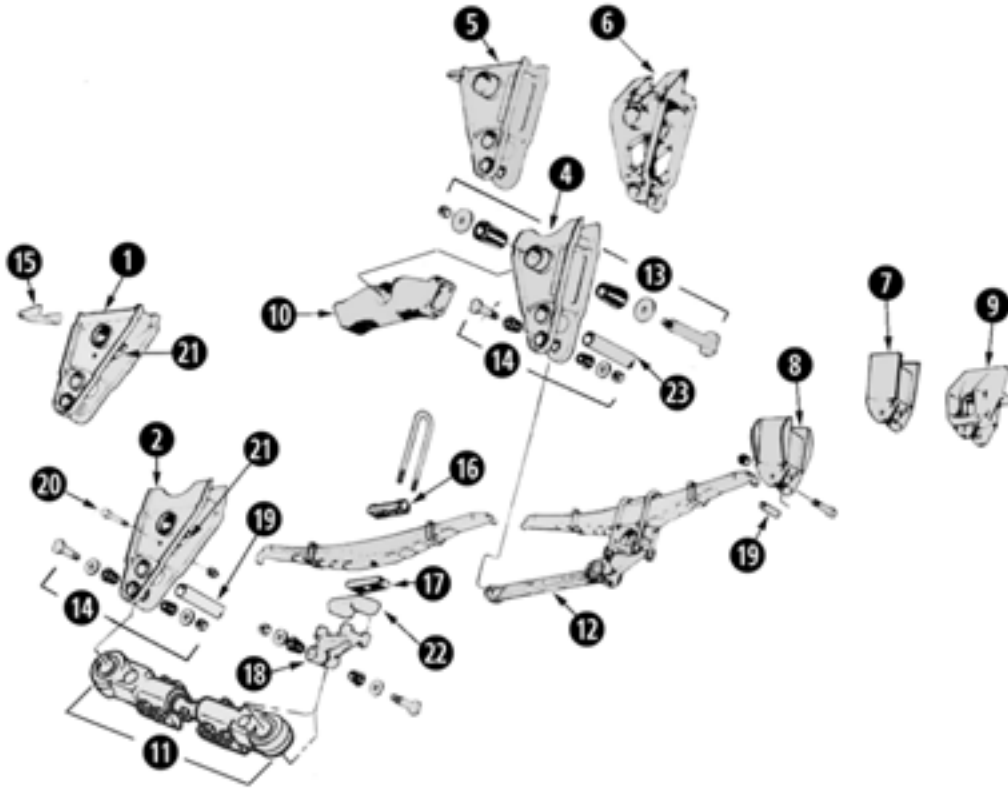


Inverted U-Bolts  
No Hop

## REYCO/GRANNING MODEL 21B COMPONENTS 49" AXLE CENTERS FOR 5" ROUND AXLES, OVERSLUNG

Item	Part Number	Description
1	T5492	TORQUE ARM BOLT 1"-14 X 7"
2	T2224	WASHER 1" X 2-3/4"
3	T5493	TORQUE ARM BUSHING
4	15172-01	ADJUSTABLE TORQUE ARM FRONT 16.1/4" R/S
	15173-01	ADJUSTABLE TORQUE ARM REAR 18-7/8" R/S
5	T5495	LOCK NUT 1"-14
6	T5425	FRONT HANGER FLANGE MOUNT LH
	T5424	FRONT HANGER FLANGE MOUNT RH
	T5563	FRONT HANGER UNDER MOUNT LH
	T5562	FRONT HANGER UNDER MOUNT RH
7	T1704	HEX NUT 1/2"
8	T2248	LOCK WASHER 1/2"
9	T2106	SPRING ROLLER
10	T5544	CAPSCREW 1/2" X 4-3/4"
11	21725-01	EQUALIZER WITHOUT BUSHING
12	T5426	CENTER HANGER FLANGE MOUNT
	T5564	CENTER HANGER UNDER MOUNT
13	14248-01	EQUALIZER SHAFT BOLT 1" X 2-1/2"
14	14250-01	LOCK WASHER 1"
15	14249-01	WASHER 1-1/16"
16	T5524	EQUALIZER BUSHING
17	14247-01	EQUALIZER SHAFT
19	T7175	TOP PLATE CONVENTIONAL
22	T5429	REAR HANGER FLANGE MOUNT LH
	T5428	REAR HANGER FLANGE MOUNT RH
	T5565	REAR HANGER UNDER MOUNT LH
	T5566	REAR HANGER UNDER MOUNT RH
23	7/8X3X12	U-BOLT KIT 3"RD X 12"LG (2 U-BOLTS W/NUTS & WASHERS)
	7/8X3X14	U-BOLT KIT 3"RD X 14"LG (2 U-BOLTS W/NUTS & WASHERS)
	7/8X3X16	U-BOLT KIT 3"RD X 16"LG (2 U-BOLTS W/NUTS & WASHERS)
	7/8X3X18	U-BOLT KIT 3"RD X 18"LG (2 U-BOLTS W/NUTS & WASHERS)
	7/8X5X12	U-BOLT KIT 5"RD X 12"LG (2 U-BOLTS W/NUTS & WASHERS)
	7/8X5X14	U-BOLT KIT 5"RD X 14"LG (2 U-BOLTS W/NUTS & WASHERS)
	7/8X5X16	U-BOLT KIT 5"RD X 16"LG (2 U-BOLTS W/NUTS & WASHERS)
24	15168-01	RIGID TORQUE ARM FRONT 16-1/4" C/S
	15179-01	RIGID TORQUE ARM REAR 18-7/8" C/S
25	09730-01	AXLE SEAT 3/4"
	08757-01	AXLE SEAT 3-1/4"
	10114-01	AXLE SEAT 3/4" (W/ NO HOP & UNDERSLUNG)
26	23334-01	TOP PLATE (INVERTED U-BOLTS & NO HOP)
27	0538-00	BOTTOM PLATE
28	08480-01	AXLE STABILIZER (NO HOP)

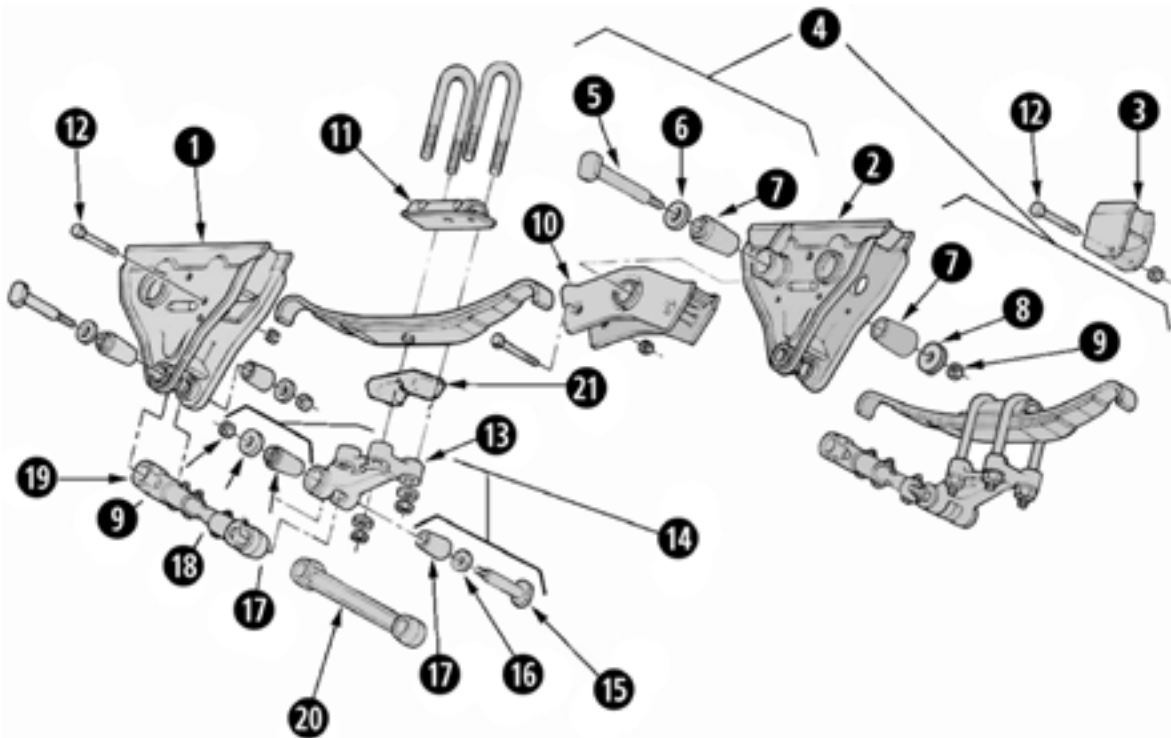
## FRUEHAUF F-2 SUSPENSION



Item	Part Number	Description
1	UCF-002467-001	FRONT HANGER UNDERMOUNT
	UCF-002467-901	CS FRUUCF2467-1 W/ WELDED REINFORCEMENT BAR
	UCF-002467-902	RS FRUUCF2467-1 W/ WELDED REINFORCEMENT BAR
2	UCF-002473-001	FRONT HANGER STRADDLEMOUNT
4	UXA-000021	EQUALIZER HANGER STRADDLEMOUNT
5	UXA-000034-900	EQUALIZER HANGER
	UXA-000034	EQUALIZER HANGER UNDERMOUNT
6	UXA-000067	EQUALIZER HANGER CAST LH
	UXA-000067-001	EQUALIZER HANGER CAST RH
7	UCF-002470-001	REAR HANGER UNDERMOUNT
	UCF-002471-001	REAR HANGER STRADDLEMOUNT
9	UXA-000065	REAR HANGER CAST LH
	UXA-000065-001	REAR HANGER CAST R

Item	Part Number	Description
10	UCF-006963-001	DUCTILE EQUALIZER
	UXA-000017	CAST STEEL EQUALIZER
11	UCF-002640-001	ADJUSTABLE RADIUS ROD
12	UXA-000026-001	FIXED RADIUS ROD
13	UXA-000004-901	EQUALIZER BUSHING KIT
14	UXA-000011-900	RADIUS ROD BUSHING KIT
15	UXA-000063	HANGER REINFORCEMENT
16	UCC-005998-001	SPRING SADDLE
17	UXA-000048	AXLE SPRING SEAT 1-1/2" THICK
18	AXA-000495-001	AXLE BRACKET
19	UCD-009015-001	SPACER
20	HEX HEAD BOLT 5/8"—18" X 5-1/4"	
21	BCB-008842-900	WEAR PLATE
22	AXA-000512-001	SPRING CHAIR 5" SQUARE
23	FCA-000759-001	CROSS BRACE

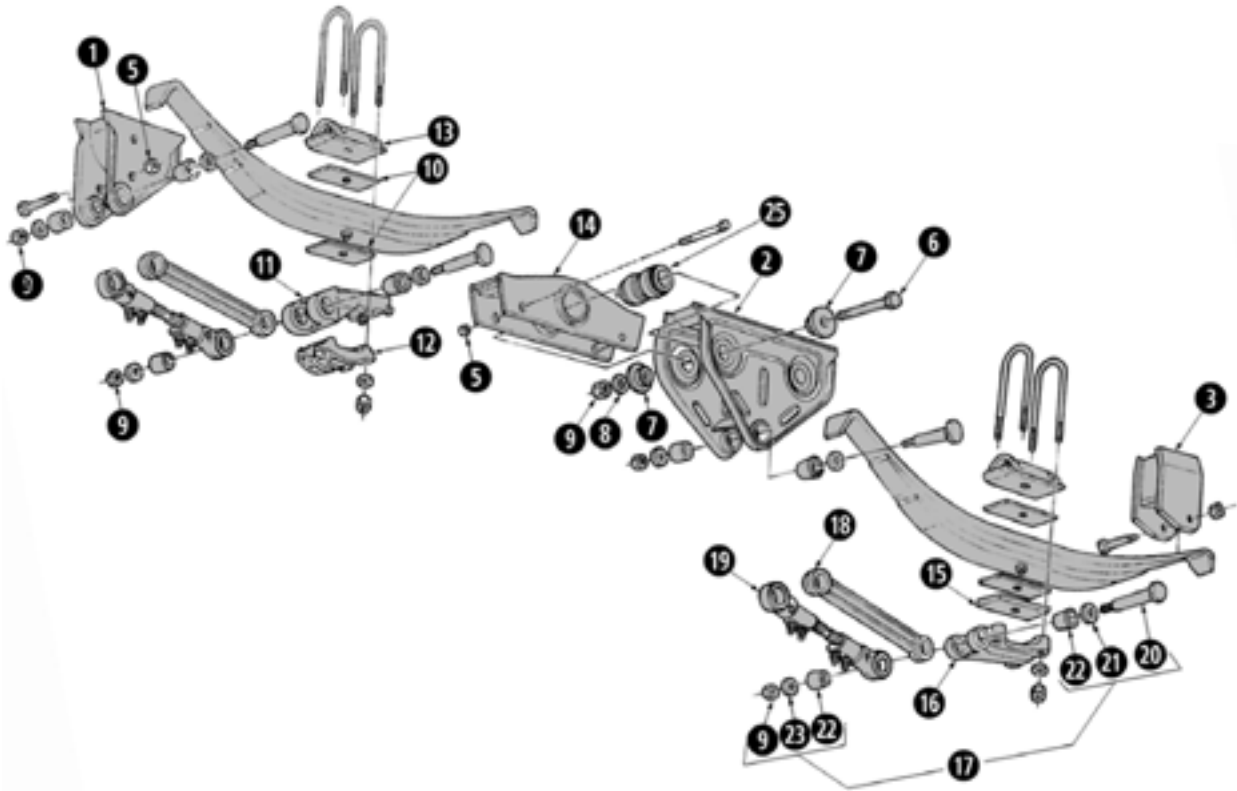
## FRUEHAUF F-2W WIDE BASE HANGERS



Item	Part Number	Description
1	UCF-001466-001	FRONT HANGER
2	UCE-007746-001	EQUALIZER HANGER
3	UCF-005858-001	REAR HANGER
4	UXA-000004-901	EQUALIZER BUSHING KIT
5	UXA-000015-002	EQUALIZER BOLT
6	UXA-000356-001	WASHER
7	UXA-000004	EQUALIZER BUSHING
8	UXA-000003	EQUALIZER BOLT WASHER
9	HEX LOCK NUT 1"-14	
10	UCF-006963-001	DUCTILE EQUALIZER
	UXA-000017	CAST STEEL EQUALIZER

Item	Part Number	Description
11	UCC-005998-001	SPRING SADDLE
	UCE-008801-001	U-BOLT SADDLE
12	HEX HEAD BOLT	
13	AXA-000495-001	AXLE BRACKET
14	UXA-000011-900	RADIUS ROD BUSHING KIT
15	UXA-000016	RADIUS ROD BOLT
16	UXA-000356-001	RADIUS ROD WASHER 1-15/16" ID
17	UXA-000011	RADIUS ROD BUSHING
18	UXA-000002	RADIUS ROD WASHER 1-1/16" ID
19	UCF-002640-001	ADJUSTABLE RADIUS ROD
20	UXA-000026-001	FIXED RADIUS ROD
21	AXA-000512-001	AXLE SPRING CHAIR 5" SQUARE

## FRUEHAUF NF-2 SUSPENSION



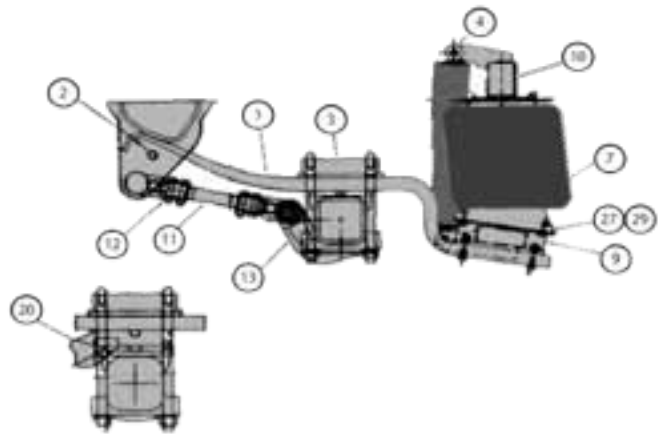
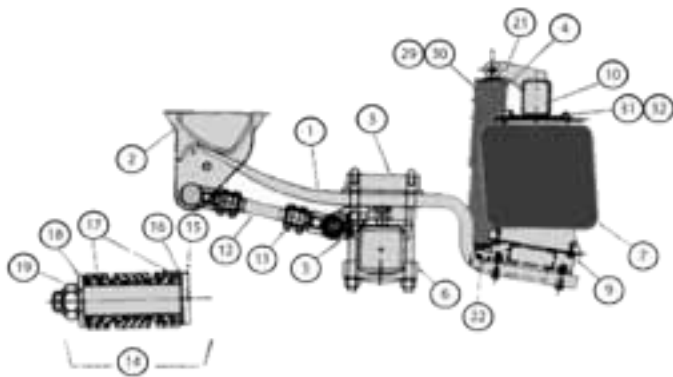
Item	Part Number	Description
1	UCF-006668-001	FRONT HANGER
2	UCF-006672-001	EQUALIZER HANGER
3	UCF-005858-002	REAR HANGER
5	HEX LOCK NUT 5/8"—18"	
6	BOLT	
7	UCF-006703-001	BUSHING
8	WASHER	
9	HEX LOCK NUT 1"—14	
—	UCF-006703-901	BUSHING KIT (NCLUDES #5 - #9)
10	SPRING LINER	
11	UCF-006696-001	FRONT CHAIR
12	UCF-002610-001	AXLE BRACKET
13	UCC-005998-001	SPRING SADDLE
	UCE-008801-001	U-BOLT SADDLE

Item	Part Number	Description
14	UCF-008317-002	EQUALIZER HARDENED
	UCF-008317-001	EQUALIZER
15	UXA-000048	AXLE SPRING 1-1/2" THICK
16	UCC-004920-001	AXLE BRACKET
17	UXA-000011-900	RADIUS ROD BUSHING KIT
18	UXA-000026-001	FIXED RADIUS ROD
19	UCF-002640-001	ADJUSTABLE RADIUS ROD
20	UXA-000016	RADIUS ROD BOLT
21	UXA-000356-001	RADIUS ROD WASHER
22	UXA-000011	RADIUS ROD BUSHING
23	UXA-000002	RADIUS ROD WASHER 1-1/16" ID
24	AXA-000512-001	SPRING CHAIR
25	UCF-006699-001	EQUALIZER BUSHING

## FRUEHAUF NT SUSPENSION

HIGH RIDE

LOW RIDE



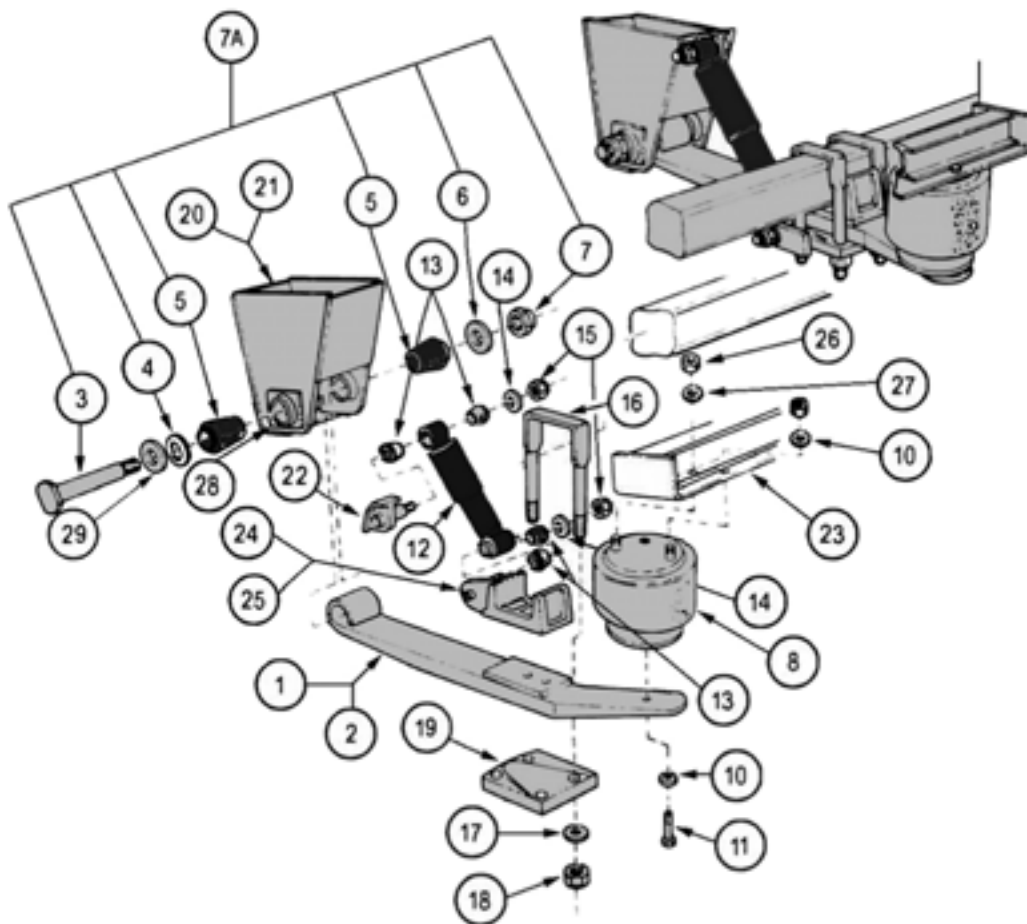
FOR RIDE HEIGHTS 14 3/4" X 15 1/2"

FOR RIDE HEIGHTS 13 1/4" X 14"

Item	Part Number	Description
1	UCF-008314-001	SPRING
2	UCF-006668-001	FRONT HANGER
3	UVA-000056-001	SADDLE W/ STABILIZER BRACKET
	UCE-008801-001	U-BOLT SADDLE
4	85321	SHOCK ABSORBER
5	UCF-006696-001	FRONT CHAIR
6	UCF-002610-001	AXLE BRACKET HIGH RIDE
7	9394	AIR BAG
9	UVA-000008-001	BASE PLATE 38" SPRING CENTER
	UVA-000008-002	BASE PLATE 44" SPRING CENTERS
10	UCF-009172-001	MOUNT TOP 38" SPRING CENTERS
	UCF-009172-003	MOUNT TOP 44" SPRING CENTERS
11	UCF-002640-001	ADJUSTABLE RADIUS ROD
12	UXA000026-001	FIXED RADIUS ROD
13	UCF-006702-001	AXLE BRACKET LOW RIDE
14	UXA-000011-900	RADIUS ROD BUSHING KIT

Item	Part Number	Description
15	UXA-000016	RADIUS ROD BOLT 6"
16	UXA-000356-001	WASHER 1-15/16" ID
17	UXA-000011	BUSHING
18	UXA-000002	WASHER 1-1/16" ID
19	FSP-006-02-009	HEX LOCK NUT 1" — 14
20	UCF-006972-003	SPACER PLATE 3/4" FOR 14" X 15" RIDE HEIGHT
21	UVA-000007-001	UPPER SHOCK BRACKET I-BEAM
	UVA-000141-001	UPPER SHOCK BRACKET
22	UVA-000012-001	LOWER SHOCK BRACKET
27	LOCK WASHER 1/2"	
28	AIR BAG BOLT	
29	HEX NUT 3/4" — 16	
30	UCE-009461-001	LOCK WASHER 3/4"
31	AIR BAG NUT 1/2"	
32	LOCK WASHER 1/2"	

## FRUEHAUF T SUSPENSION



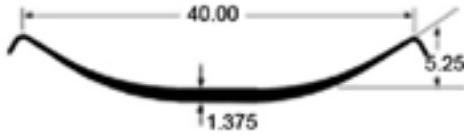
Item	Part Number	Description
1	UCE-000176-001	TRAILING ARM LH
2	UCE-000176-002	TRAILING ARM RH
3	UXA-000015-002	EQUALIZER BOLT
4	UXA-000356-002	WASHER
5	UXA-000004	BUSHING
6	UXA-000003	WASHER
7		HEX LOCK NUT 1"–14
7A	UXA-000004-901	EQUALIZER BUSHING KIT
8	9394	AIR BAG
10		LOCK WASHER 1/2"
11	UCE-009460-001	HEX BOLT 1/2"–13 X 7-1/4"
12	UCE-001295-901	SHOCK ABSORBER KIT
13	UCA-000187	SHOCK MOUNTING BUSHING
14		HARDENED 7/8" PLAIN WASHER
15		HEX LOCK NUT 7/8"–14

Item	Part Number	Description
16	BXE-000460-900	U-BOLT KIT 1" X 12-3/4"
17		U-BOLT WASHER 1"
18		HEX NUT 1"–14
19	UCE-004461-001	BOTTOM PLATE
20	UCE-001177-001	HANGER R/S
21	UCE-001177-002	HANGER C/S
22	UCE-001656-001	SHOCK MOUNTING BRACKET
23	UCF-000051-001	REAR MOUNTING ASSEMBLY 36"
	UCF-000051-002	REAR MOUNTING ASSEMBLY 44"
24	UCE-001660-001	AXLE CASTING C/S
25	UCE-001660-002	AXLE CASTING R/S
26		HEX NUT 3/4"–16
27	UCE-009461-001	LOCK WASHER
28	UCE-001662-001	BOSS CASTING
29	UXA-000003-002	RADIUS ROD WASHER

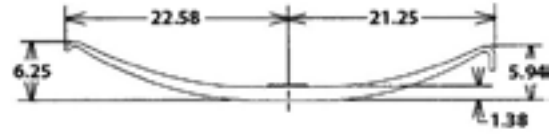




**LEAF SPRINGS**



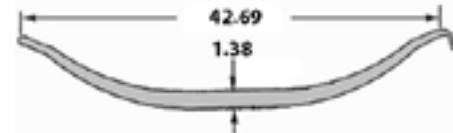
Part Number	Description
TRA0017	UCA9637, 1 LEAF FRUEHAUF



Part Number	Description
TRA0021	363-00, 1 LEAF LOW ARCH



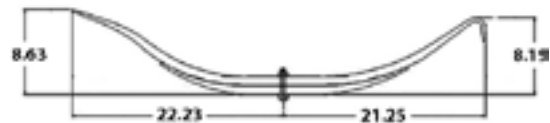
Part Number	Description
TRA0023	360-00, 1 LEAF HIGH ARCH



Part Number	Description
TRA0031	T5555, 1 LEAF REYCO



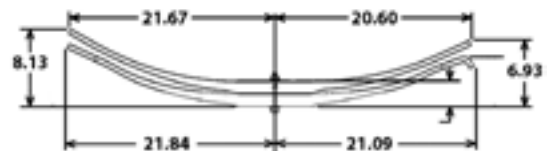
Part Number	Description
TRA0035	T7297, 1 LEAF MEDIUM ARCH REYCO




Part Number	Description
TRA2752	324-01, 2 LEAF HIGH ARCH




Part Number	Description
TRA2754	326-00, 2 LEAF LOW ARCH



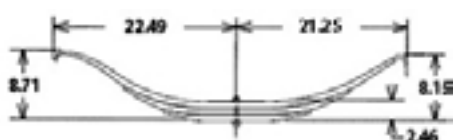
Part Number	Description
TRA2757	16710-01, 2 LEAF 2 STAGE MEDIUM ARCH



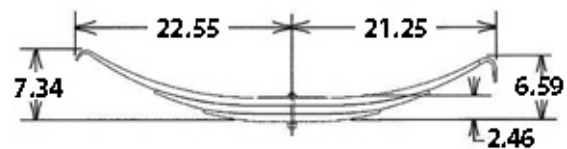
Part Number	Description
TRA0693	UCD0511-1, 3 LEAF FRUEHAUF



Part Number	Description
TRA0697	UCA7981-1, 3 LEAF FRUEHAUF

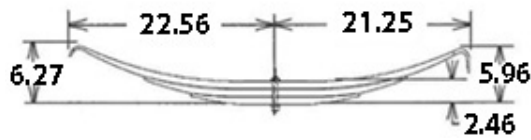


Part Number	Description
TRA2726	354-00, 3 LEAF HIGH ARCH

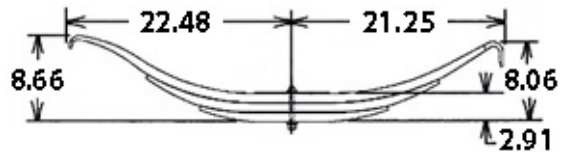


Part Number	Description
TRA2727	355-00, 3 LEAF MEDIUM ARCH


## LEAF SPRINGS



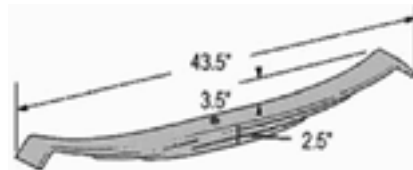
Part Number	Description
TRA2728	356-00, 3 LEAF LOW ARCH



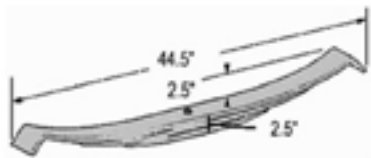
Part Number	Description
TRA2740	365-00, 3 LEAF HD HIGH ARCH



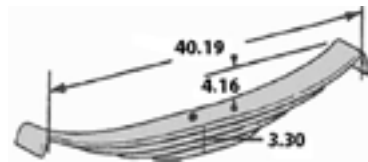
Part Number	Description
TRA2741	365-01, 3 LEAF HD LOW ARCH



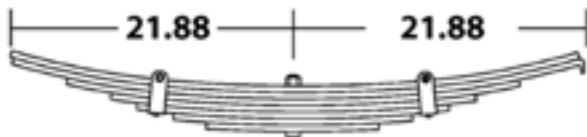
Part Number	Description
TRA3340	0079-01, 3 LEAF TRANSPRO



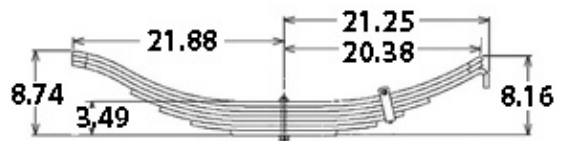
Part Number	Description
TRA3341	0079-02, 3 LEAF TRANSPRO



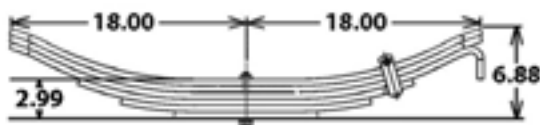
Part Number	Description
TRA0699	UXB0201, 4 LEAF FRUEHAUF



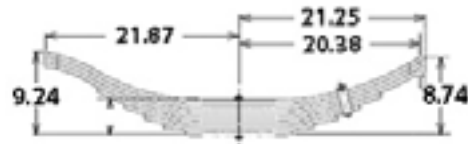
Part Number	Description
TRA2256	T3086, 7 LEAF MEDIUM ARCH REYCO



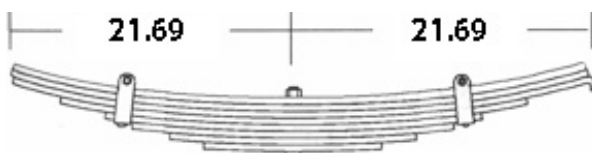
Part Number	Description
TRA2705	751-05, 7 LEAF HIGH ARCH



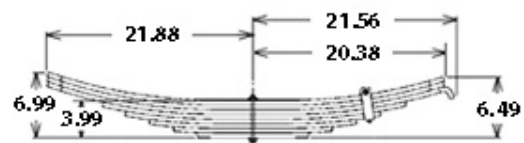
Part Number	Description
TRA2706	751-01, 7 LEAF LOW ARCH



Part Number	Description
TRA2260	752-05, 8 LEAF HIGH ARCH



Part Number	Description
TRA2270	T3564, 8 LEAF REYCO

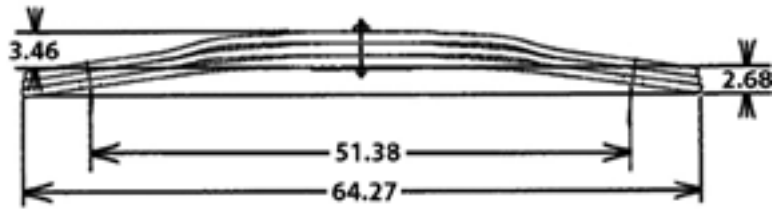


Part Number	Description
TRA2732	752-01, 8 LEAF LOW ARCH

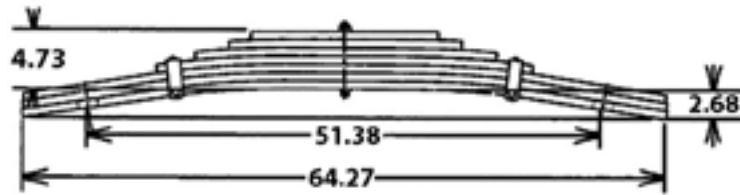


**LEAF SPRINGS**

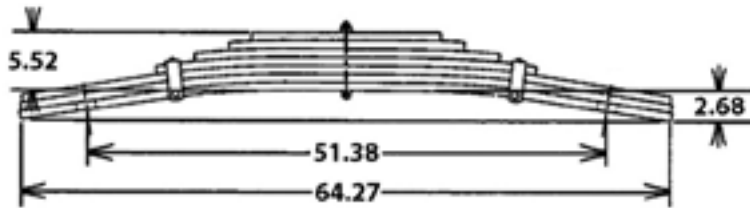
**LEAF SPRINGS**



Part Number	Description
TRA2750	12258-01, 3 LEAF HUTCH H900

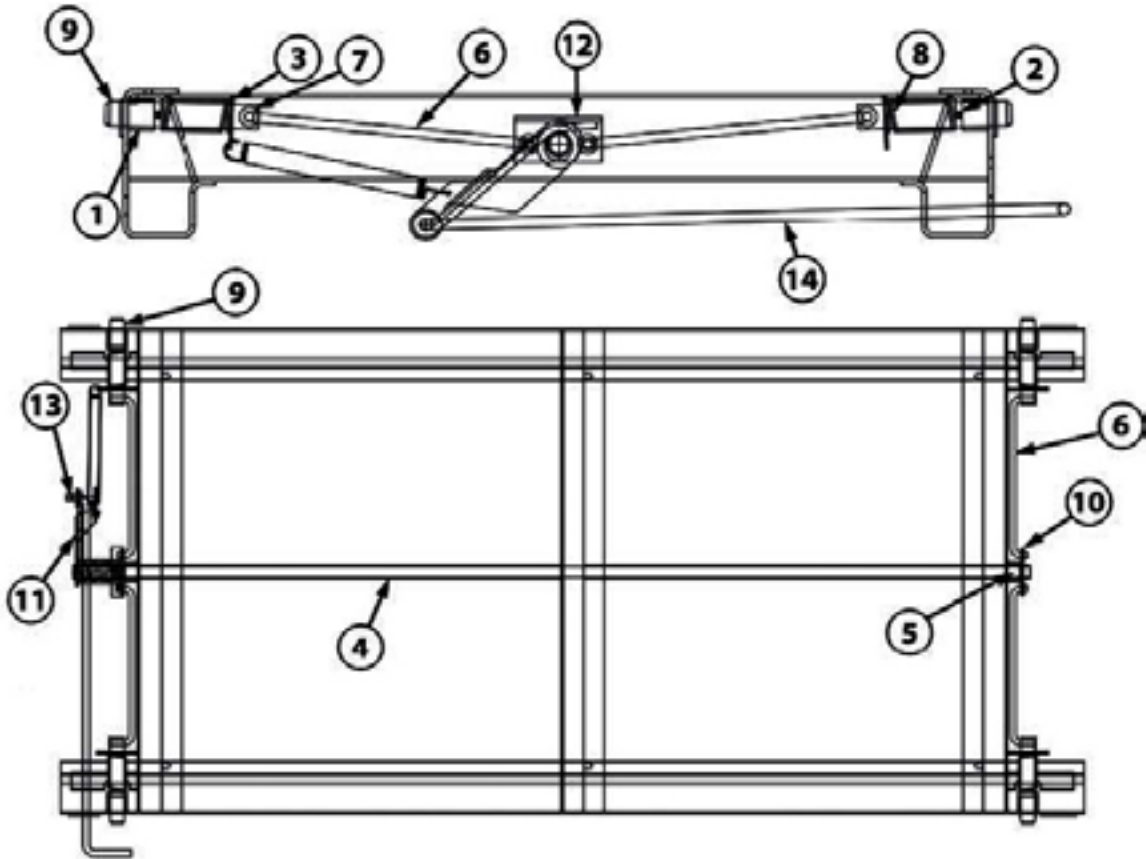


Part Number	Description
TRA2743	9998-00, 6 LEAF HUTCH H900



Part Number	Description
TRA2744	9999-00, 7 LEAF HUTCH H900

## GREAT DANE MODEL B COMPONENTS



### PARTS BREAKDOWN MODEL-B

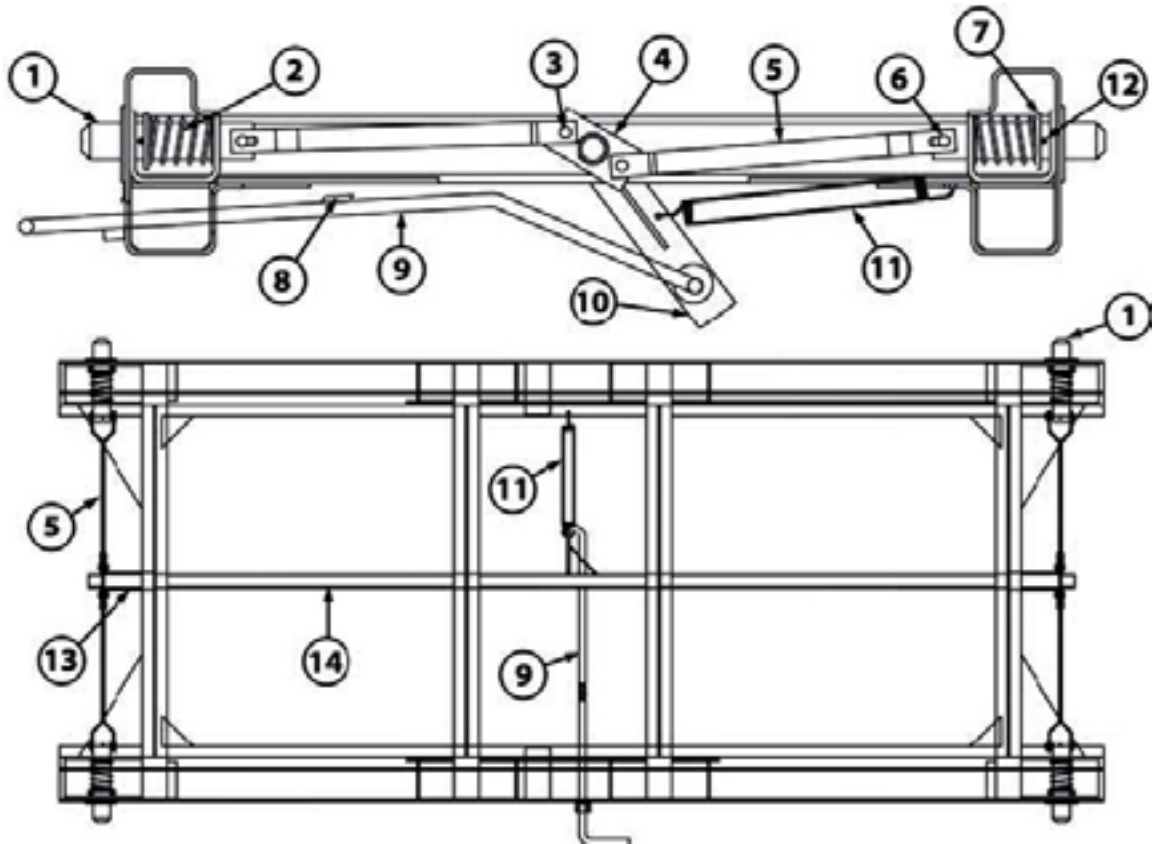
Item	Part Number	Description
1	SL0680	LOCK PIN GUIDE
2	46672	ROLL PIN .38" X 2.00"
3	15128	SUPPORT PLATE 3.00" X 4.00"
4	16968	CENTER PIPE 94.50"
5	15506	SPACER PIPE 1.25"
6	15581	PIN PULL ROD 12.94" (42" FRAME)
	15582	PIN PULL ROD 15.94" (48" FRAME)
7	42201021	WASHER .531"ID X .062"OD
8	46671	COMPRESSION SPRING 5.00"

Item	Part Number	Description
9	SL0450	SLIDE PIN 1.38" X 8.63"
10	15496	PIN PULL LEVER 4.63"
11	SL0258	TORSION SPRING
11A	SL0369-01	TORSION LEVER ARM
12	SL0758-01-PTD	TORSION CAM
13	42206002	COTTER PIN .13" X 1.00"
14	16966	PIN RELEASE HANDLE 32.85" (42" FRAME)
	16967	PIN RELEASE HANDLE 35.85" (48" FRAME)

### GREAT DANE MODEL-B SLIDING SUBFRAME ASSEMBLIES

Part Number	Hanger Type	Width
30633283001	H9700 ST/MT	48"
10603001001	H9700 ST/MT	42"
10603002001	H9600 ST/MT	48"

## GREAT DANE MODEL H COMPONENTS



### PARTS BREAKDOWN MODEL-H

Item	Part Number	Description	Item	Part Number	Description
1	07195	SLIDE PIN 1.63" X 7.75"	9	07463	PIN RELEASE HANDLE 30.50" (42" FRAME)
2	44242	COMPRESSION SPRING 1.73" X 3.56"		13409	PIN RELEASE HANDLE 33.50" (48" FRAME)
3	41320	CLEVIS PIN .38" X .75"	10	15134	LOCKING MECHANISM LEVER 10.19"
4	07192	PIN PULL LEVER 4.00"	11	44244	SPRING 1.11"OD X 6.63" LONG (42" FRAME)
5	30632333	CLEVIS ASSEMBLY 15.50" (42" FRAME)		46121	SPRING 1.11"OD X 9.63" LONG (48" FRAME)
6	30632783	CLEVIS ASSEMBLY 18.50" (48" FRAME)	12	41321	ROLL PIN .25" X 2.50"
	41323	CLEVIS PIN .38" X 2.50"	13	07462	SPACER PIPE 4.88"
7	07976	WASHER 1.75"ID X 2.50"OD	14	16968	CENTER PIPE 94.50"
8	07204	STOP PIN			

### GREAT DANE MODEL-H SLIDING SUBFRAME ASSEMBLIES

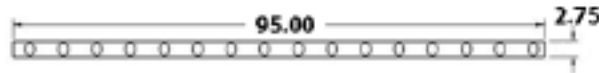
Part Number	Hanger Type	Width
30631564	H9700 ST/MT	42"
30632777	H9700 ST/MT	48"
30633583	H9600 ST/MT	42"
10602006001	H9600 ST/MT	48"

### GREAT DANE SLIDE RAILS



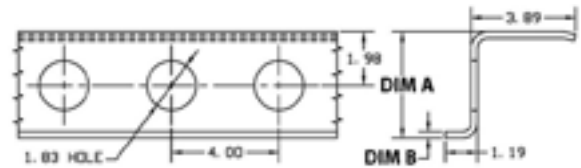
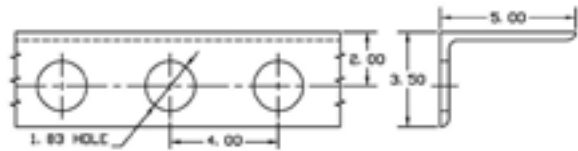
Part Number	Description
30533032	SLIDE RAIL 108" REAR C/S & R/S MODEL-H

Part Number	Description
30533034	SLIDE RAIL C/S FORWARD 104" MODEL-H
30533035	SLIDE RAIL R/S FORWARD 104" MODEL-H



Part Number	Description
42900129	SLIDE RAIL REINFORCEMENT BAR (REPLACEMENT)

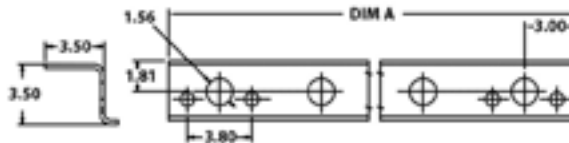
### HUTCH SLIDE RAILS



Part Number	Description
8178-04	SLIDE RAIL H8500 240.00"

Part Number	Dim "A"	Dim "B"	Length	Notes
12713-17	3.93	0.23	240"	H8800 & H9800
16816-25	3.97	0.28	240"	

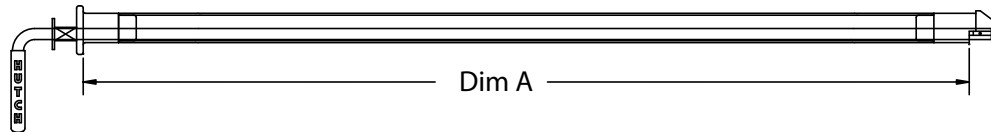
### BINKLEY SLIDE RAILS



Part Number	Description	Dim "A"
SLOA1203-09	SLIDE RAIL BINKLEY STYLE	198.00"
SLOA1203-10	SLIDE RAIL BINKLEY STYLE	204.00"
SLOA1203-13	SLIDE RAIL BINKLEY STYLE	216.00"
SLOA1203-23	SLIDE RAIL BINKLEY STYLE	276.00"

**SLIDER STOP BARS**


Part Number	Description	Dim A	Notes
30631196	TANDEM STOP BAR 1.66"OD X 52.00"	44.90"	GREAT DANE MODEL-H
30632784	TANDEM STOP BAR 1.66"OD X 58.00"	50.90"	
30633278	TANDEM STOP BAR 1.50"OD X 52.00"	44.90"	GREAT DANE MODEL-B
30633279	TANDEM STOP BAR 1.50"OD X 58.00"	50.90"	

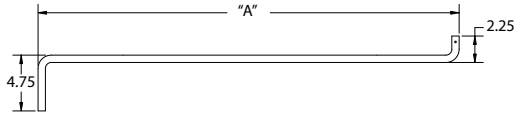


Part Number	Description	Dim A	Notes
11642-10	TANDEM STOP BAR	50.12"	HUTCH H9801

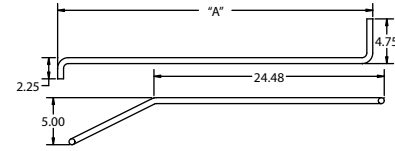


Part Number	Description
S-14231-8	HENDRICKSON 48" SLIDER BOX W/ 1.38" PINS

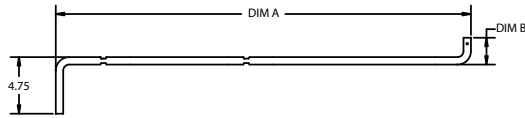
### PULL HANDLES



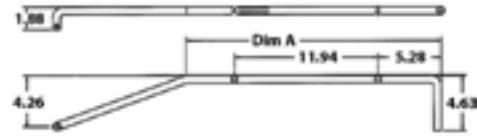
Part Number	Dim A	Application
16966	32.85"	GREAT DANE MODEL B
16967	35.85"	



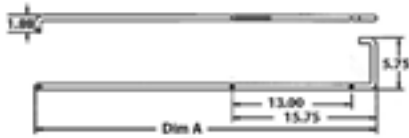
Part Number	Dim A	Application
13409	33.50"	GREAT DANE MODEL H



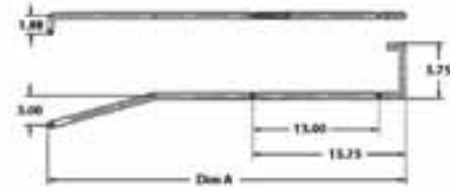
Part Number	Dim A	Dim B	Application
40302103	34.85"	2.25"	GREAT DANE
SL0744-07	34.50"	1.88"	BINKLEY LITE SLIDE



Part Number	Dim A	Application
SLOA1122-48	24.25"	HOLLAND BINKLEY AIRLITE



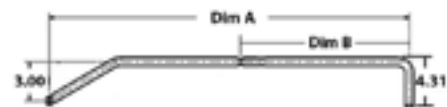
Part Number	Dim A	Application
SLOA1269-01	37.25"	HOLLAND BINKLEY ULTRALITE 2



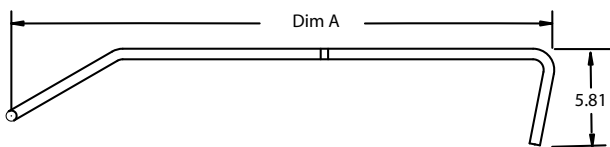
Part Number	Dim A	Application
SLOA1445-01	37.25"	HOLLAND BINKLEY CB400/4000



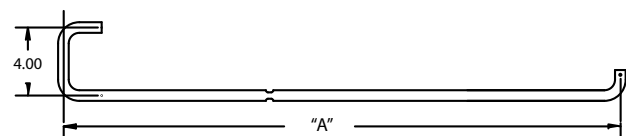
Part Number	Dim A	Application
19468	34.57"	HUTCH 9801/9811



Part Number	Dim A	Dim B	Application
8518-00	28.00"	16.67"	HUTCH 8500
8518-03	28.00"	15.12"	HUTCH 9000



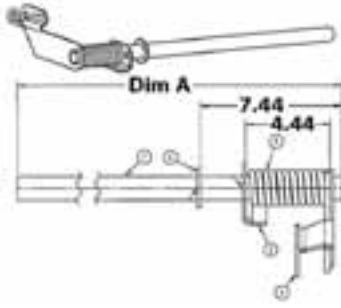
Part Number	Dim A	Application
18010-01	31.96"	HUTCH 9802
18010-02	29.96"	HUTCH 9200



Part Number	Dim A	Application
12781-01	37.25"	HUTCH 8200



## QUICK RELEASES



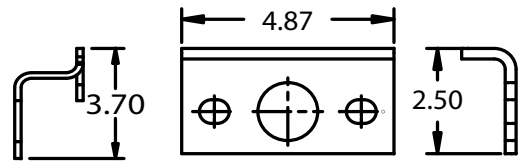
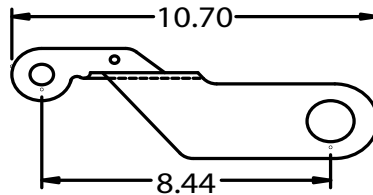

Part Number	Dim A	Application
SLOA1277-01	29.00"	HOLLAND BINKLEY NEWLITE

Part Number	Description
SLO724-42	HOLLAND BINKLEY QUICK RELEASE 96" TRAILER
SLO724-48	HOLLAND BINKLEY QUICK RELEASE 102" TRAILER

1

2

3



Item	Part Number	Description
1	SLO258	TORSION SPRING

Item	Part Number	Description
2	SLO369-01	TORSION LEVER ARM

Item	Part Number	Description
3	SLO758-01-PTD	TORSION CAM

## SLIDER HOLD DOWNS



Part Number	Description
12715-01	BODY RAIL CLIP HUTCH 9200

Part Number	Description
20289-01	BODY RAIL CLIP HUTCH 9800 SERIES

Part Number	Description
8505-00	BODY RAIL CLIP HUTCH 8500



Part Number	Description
90015150	BODY RAIL CLIP BINKLEY

Part Number	Description
S-14108	BODY RAIL CLIP OLD STYLE 1.5" HOLE CENTERS
S-22366	BODY RAIL CLIP NEW STYLE 2" HOLE CENTERS

Part Number	Description
S-24460	BODY RAIL CLIP VANTRAAX & K-2 SLIDES

## SLIDE RAIL REINFORCEMENTS



Part Number	Description
40103601	SLIDE RAIL REINF BRACKET (H-SLIDE)



Part Number	Description
40100294	SLIDE RAIL REINFORCEMENT (B-SLIDE)

## SLIDER PADS



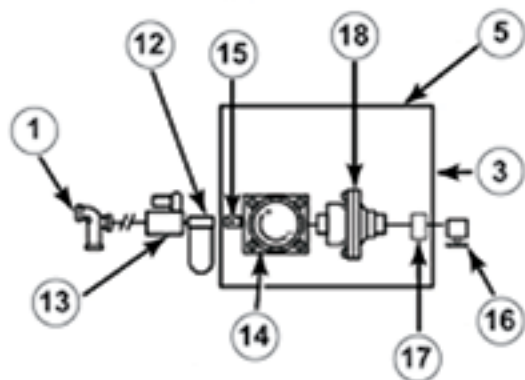
Part Number	Description
12818-01	SLIDE PAD .25" X 4.00" X 5.50" HUTCH 8500 & 9000



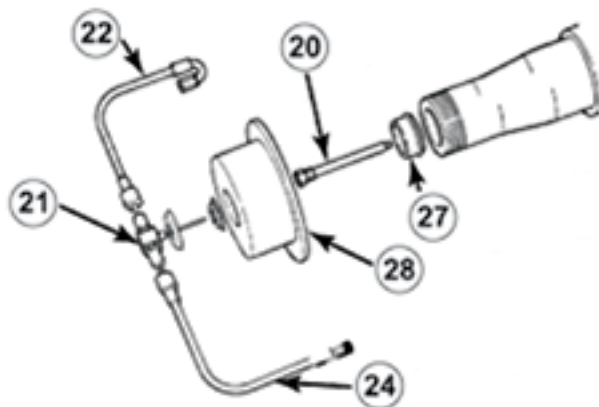
Part Number	Description
3-16-38	.25" X 2.00" X 95.75" (TRAILMOBILE)
11421-01	.25" X 2.00" X 96.00" (HUTCH)
40301105	.25" X 2.00" X 100.00" (GREAT DANE)

## P.S.I. TIRE INFLATION

### CONTROL BOX ASSEMBLY



### DUAL WHEEL-END ASSEMBLY



Item	Part Number	Description
1	31023-01	PRIMARY PRESSURE PROTECTION VALVE ASSEMBLY
2	311-82-70	ELECTRICAL CABLE, 70 FEET (NOT SHOWN)
3	31082-00	CONTROL BOX ASSEMBLY (INCLUDES PRIMARY IN-LINE FILTER) THERMALERT READY, REPLACES 31084-00 WHICH CANNOT BE USED ON THERMALERT SYSTEMS
4	31073-00	CONTROL BRACKET (NOT SHOWN)
5	31083-01	CONTROL BOX - EMPTY BOX, LID AND SCREWS
6	31083-28	LID ONLY (NOT SHOWN)
7	31263-06	LIGHT, BRACKET AND HARDWARE (NOT SHOWN)
8	31263-08	LIGHT AND BRACKET, NO HARDWARE (NOT FOR THERMALERT)(NOT SHOWN)
9	31263-14	LED LAMP FOR THERMALERT (NOT SHOWN)
10	31263-15	LED BRACKET FOR THERMALERT (NOT SHOWN)
11	31263-16	LED PIGTAIL FOR THERMALERT (NOT SHOWN)
12	31103-00	CONTROL BOX SELF-DRAINING FILTER
13	31083-09	CONTROL BOX SHUT-OFF VALVE
14	31083-02	CONTROL BOX PRESSURE REGULATOR VALVE
15	31114-00	CONTROL BOX BULKHEAD/CHECK VALVE
16	31083-12	DRAIN-PETCOCK
17	31084-01	BULKHEAD FITTING
18	31084-10	CONTROL BOX FLOW SENSING SWITCH
19	31313-29M	BLUE O-RING FOR THRU TEE (NOT SHOWN)
21	31314-21	10.50" STATOR AND FILTER ASSEMBLY
	31317-03	3.50" BRASS THRU TEE FOR DUAL TIRE
	31317-00	4" BRASS THRU TEE FOR DUAL TIRE
	31317-04	5" BRASS THRU TEE FOR DUAL TIRE
	31317-03-S	3.50" BRASS THRU TEE FOR SUPER SINGLE TIRE
	31317-00-S	4" BRASS THRU TEE FOR SUPER SINGLE TIRE
	31317-04-S	5" BRASS THRU TEE FOR SUPER SINGLE TIRE

Item	Part Number	Description
22	31364-00	11.50" OUTSIDE HOSE FOR WHEELS SMALLER THAN 17.50"
	31363-00	13.50" OUTSIDE HOSE FOR WHEELS LARGER THAN 17.50"
23	11342-04	VALVE CORE (NOT SHOWN)
24	31374-00	12.50" INSIDE HOSE FOR WHEELS SMALLER THAN 17.50"
	31373-00	17.00" INSIDE HOSE FOR WHEELS LARGER THAN 17.50"
25	11373-05	SEAL FOR INSIDE HOSE (NOT SHOWN)
26	31982-01	SMALL PARTS ASSORTMENT (NOT SHOWN)
27	32701-01A	PRESS PLUG KIT FOR INGERSOLL F22 AXLE
	32611-01A	PRESS PLUG KIT FOR SUDISA 11M AXLE
	32202-01A	PRESS PLUG KIT FOR MERITOR TN/TQ, HENDRICKSON HN, DANA D22 AXLE
	32342-01A	PRESS PLUG KIT FOR HOLLAND TRADE AXLE
	32473-01A	PRESS PLUG KIT FOR DANA P22, HENDRICKSON, HP AXLE (AFTER 2002)
	32184-01A	PRESS PLUG KIT FOR MERITOR TP, TB, WP, HENDRICKSON HP AXLE (AFTER 2002)
	32382-01A	PRESS PLUG KIT FOR MERITOR TB AXLE LARGE SPINDLE BORE
	61021-01A	PRESS PLUG KIT FOR MERITOR TL AXLE
	32601-01A	PRESS PLUG KIT FOR SUDISA 12R AXLE
	32321-01A	PRESS PLUG KIT FOR HOLLAND PROPAP AXLE
	32271-01	PRESS PLUG KIT FOR SUDISA 9M AXLE
	H2200-02	THERMALERT THERMAL PLUG KIT
	H2184-01	THERMALERT PRESS PLUG FOR PARALLEL SPINDLE AXLE
	H2202-01	THERMALERT PRESS PLUG FOR TAPERED SPINDLE AXLE

SEE NEXT PAGE FOR HUBCAPS ITEM# 28

## P.S.I. HUBCAPS



**PSI TIRE INFLATION**

Item	Part Number	Manufacturer	Bolt Holes	Bolt Circle	Type	Description
28	31426-00	STEMCO	6	5.50"	GREASE	STEMCO HUBCAP VERSION 4009. FOR MERITOR TN/TQ AXLES AND HENDRICKSON HN AXLES.
	OIL				STEMCO HUBCAP VERSION 4009. FOR MERITOR TN/TQ AXLES AND HENDRICKSON HN AXLES.	
				6.375"		STEMCO HUBCAP (340-4384). FOR MERITOR TL AXLES.
	31436-00		SCREW-ON		GREASE	STEMCO HUBCAP VERSION 4075. FOR MERITOR TB AXLES.
	31437-00		6	6.75"		STEMCO HUBCAP VERSION 4195. FOR MERITOR TP/WP AXLES AND HENDRICKSON HP AXLES.
	31438-00		SCREW-ON			STEMCO HUBCAP VERSION 4075. FOR MERITOR TB AXLES.
	31439-00			6.75"	OIL	STEMCO HUBCAP VERSION 4195. FOR MERITOR TP/WP AXLES AND HENDRICKSON HP AXLES.
	32273-00	DUAL DYNAMICS	6	5.50"	GREASE	DUAL DYNAMICS HUBCAP VERSION 401-G. FOR MERITOR TN/TQ AXLES AND HENDRICKSON HN AXLES.
	32283-00				OIL	DUAL DYNAMICS HUBCAP VERSION 207P6. FOR MERITOR TN/TQ AND HENDRICKSON HN AXLES.
	32293-00		SCREW-ON		GREASE	DUAL DYNAMICS HUBCAP VERSION 269G6. FOR MERITOR TB AXLES
	32295-00		SCREW-ON		OIL	DUAL DYNAMICS VERSION 267P6. FOR MERITOR TB AXLES.
	32514-00		6	6.75"	GREASE	DUAL DYNAMICS HUBCAP VERSION 456G6. FOR MERITOR TP/WP AXLES AND HENDRICKSON HP AXLES.
32515-00	OIL				DUAL DYNAMICS HUBCAP VERSION 260P6. FOR MERITOR TP/WP AXLES AND HENDRICKSON HP AXLES.	

## P.S.I. RETROFIT KITS



Quantity Per Tandem Kit	Components
1	CONTROL BOX WITH LID
1	CONTROL BOX BRACKET
BULK	AIR TUBING
BULK	ELECTRICAL CABLE
BULK	NYLON TIE STRAPS
1	TRAILER LIGHT WITH HARDWARE
4	THROUGH-TEES WITH FLAPPERS AND SHIELDS
4	STATORS
4	PRESS PLUGS WITH ADHESIVE AND TOWELETTES
4	FLEX HOSES FOR INSIDE TIRE
4	FLEX HOSES FOR OUTSIDE TIRE
1	PRESSURE PROTECTION VALVE
1	MISC. FITTING AND HARDWARE KIT

### HOW TO SPECIFY RETROFIT KITS:

1. DETERMINE AXLE MANUFACTURER AND SPINDLE STYLE - STRAIGHT OR TAPERED. IF THE AXLE WAS MTIS PREPPED AT FACTORY, USE MTIS PREPPED KIT (LESS PRESS PLUGS AND STATORS)
2. IDENTIFY WHEEL SIZE AND DETERMINE AXLE COUNT. USE THE CHARTS BELOW TO SELECT THE CORRECT RETROFIT KIT
3. SEE PREVIOUS PAGE TO SELECT THE APPROPRIATE STYLE OF HUBCAPS (HUBCAPS INCLUDED IN FULL THERMALERT™ KITS)
4. DETERMINE HUB MATERIAL - DUCTILE IRON OR ALUMINUM

**NOTE: ALL RETROFIT KITS ARE PRE SET TO 100P.S.I., PLEASE CONSULT THE MTIS MAINTENANCE & INSTALLATION MANUAL FOR DETAILS**

### RETROFIT KIT SERIES

#### STRAIGHT SPINDLE

31955 SERIES	HOLLAND PROPARG
31975 SERIES	MERITOR TP, TB (1998 AND LATER), WP, HENDRICKSON HP-2.75"
32405 SERIES	MERITOR TB (BEFORE 1998) - 2.95"
32595 SERIES	SUDISA 12-R
32815 SERIES	DANA P22, HENDRICKSON HP-2.50"
61151 SERIES	MERITOR TL-2.50"
H1975 SERIES	THERMALERT™ FOR MERITOR TP, TB (1998 AND LATER), WP, HENDRICKSON-2.75"

#### TAPERED SPINDLE

31924 SERIES	DANA/EATON® D22 SOLID SPINDLE
31935 SERIES	INGERSOLL® F22
31965 SERIES	MERITOR TN/TQ, RN/RQ, HENDRICKSON HN, DANA/EATON D22 HOLLOW SPINDLE
32375 SERIES	HOLLAND TRADE
32645 SERIES	SUDISA 11-M
H1965 SERIES	THERMALERT™ FOR MERITOR TN/TQ, RN/RQ, HENDRICKSON HN, DANA/EATON D22 HOLLOW SPINDLE

#### MTIS PREPPED AXLES

32712 SERIES	ALL MANUFACTURERS (DOES NOT INCLUDE PRESS PLUGS AND STATORS)
H2712 SERIES	THERMALERT™ FOR ALL MANUFACTURERS (DOES NOT INCLUDE THERMALERT™ PRESS PLUGS AND STATORS)

## P.S.I. KIT INFO

### MTIS Retrofit Kit Part Number Designation:

**31965 - 22 S - 17**

<p><b>Series</b> Axle Mfg/Spindle</p> <p><b>Axle Count</b> 11 = Single Axle 22 = Tandem Axle 33 = Tri-Axle 44 = Quad-Axle</p>	<p>Only used if axle is equipped with Super Single Tires.</p>	<p><b>Hubcap Suffix for ThermALERT™ Kits</b></p> <table border="0"> <tr> <td>D1 Dual Dynamics™ 6H, 5.5" oil</td> <td>S1 Stemco™ 6H, 5.5" oil</td> </tr> <tr> <td>D2 Dual Dynamics 6H, 5.5" grease</td> <td>S2 Stemco 6H, 5.5" grease</td> </tr> <tr> <td>D3 Dual Dynamics screw-on oil</td> <td>S3 Stemco screw-on oil</td> </tr> <tr> <td>D4 Dual Dynamics screw-on grease</td> <td>S4 Stemco screw-on grease</td> </tr> <tr> <td>D5 Dual Dynamics 6H, 6.75" oil</td> <td>S5 Stemco 6H, 6.75" oil</td> </tr> <tr> <td>D6 Dual Dynamics 6H, 6.75" grease</td> <td>S6 Stemco 6H, 6.75" grease</td> </tr> </table> <p><b>Also used if wheel size is 17.50" or smaller</b></p>	D1 Dual Dynamics™ 6H, 5.5" oil	S1 Stemco™ 6H, 5.5" oil	D2 Dual Dynamics 6H, 5.5" grease	S2 Stemco 6H, 5.5" grease	D3 Dual Dynamics screw-on oil	S3 Stemco screw-on oil	D4 Dual Dynamics screw-on grease	S4 Stemco screw-on grease	D5 Dual Dynamics 6H, 6.75" oil	S5 Stemco 6H, 6.75" oil	D6 Dual Dynamics 6H, 6.75" grease	S6 Stemco 6H, 6.75" grease
D1 Dual Dynamics™ 6H, 5.5" oil	S1 Stemco™ 6H, 5.5" oil													
D2 Dual Dynamics 6H, 5.5" grease	S2 Stemco 6H, 5.5" grease													
D3 Dual Dynamics screw-on oil	S3 Stemco screw-on oil													
D4 Dual Dynamics screw-on grease	S4 Stemco screw-on grease													
D5 Dual Dynamics 6H, 6.75" oil	S5 Stemco 6H, 6.75" oil													
D6 Dual Dynamics 6H, 6.75" grease	S6 Stemco 6H, 6.75" grease													

For Five Axle Trailers: Use one Quad-Axle Kit and one Single Axle Kit or one Tri-Axle Kit and one Tandem Axle Kit.

## P.S.I. TIRE INFLATION TOOLS



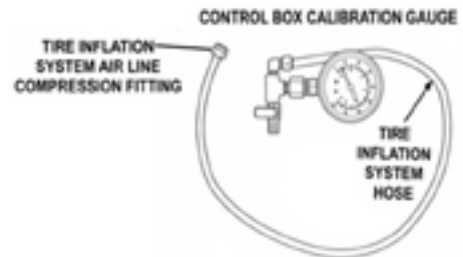
Part Number	Description
81044-02	PRESS PLUG REMOVER



Part Number	Description
81044-01	WELSH PLUG REMOVAL SPEAR

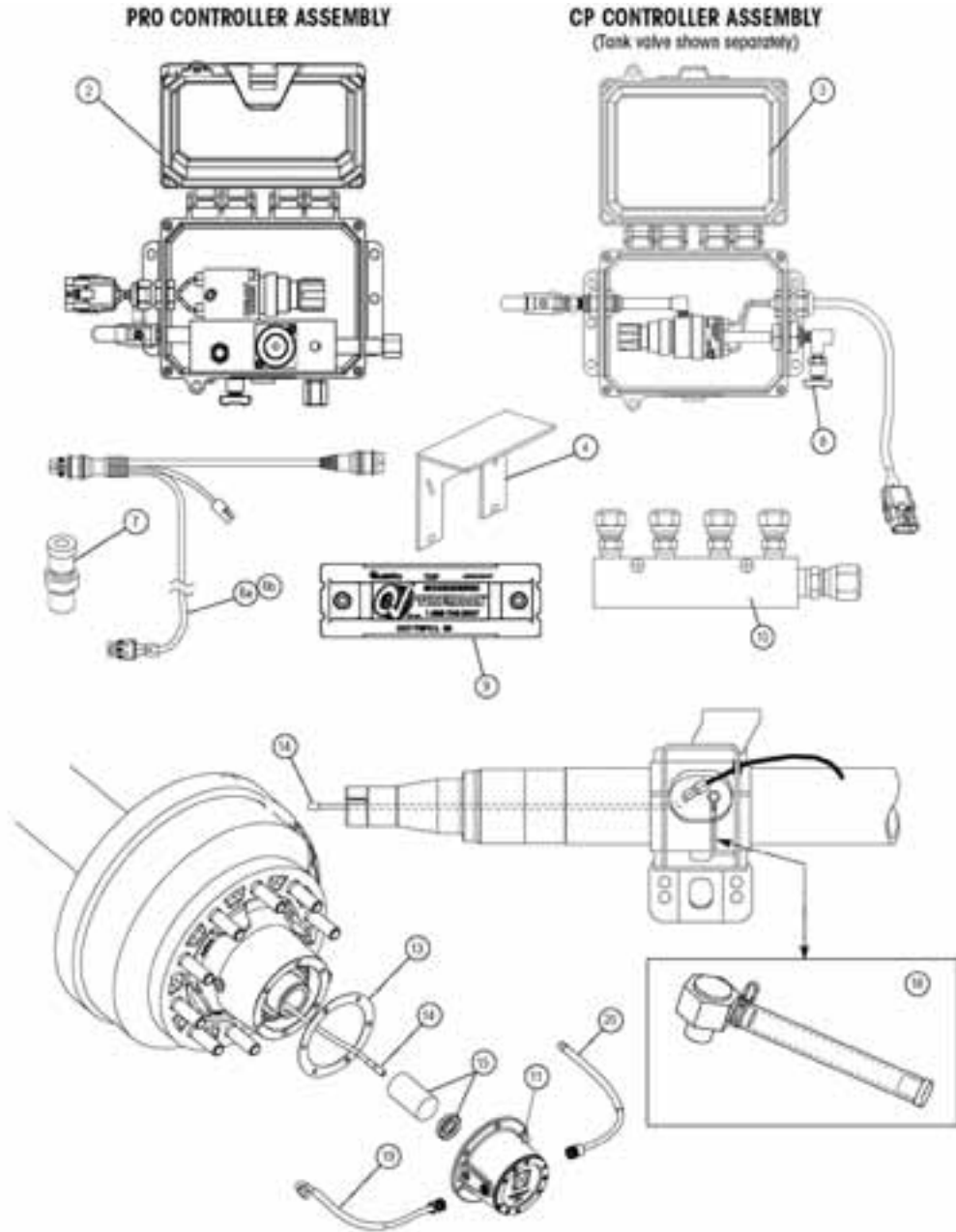


Part Number	Description
81044-00	SLIDE HAMMER



Part Number	Description
51031-00	SYSTEM PRESSURE TEST GAUGE

## HENDRICKSON TIREMAAX



Item	Part Number	Description
2	VS-32074-XXX	PRO CONTROLLER ASSEMBLY (CONTACT HENDRICKSON)
3	VS-29865-XXX	CP CONTROLLER ASSEMBLY (CONTACT HENDRICKSON)
	VS-31520-XXX	CP CONTROLLER ASSEMBLY, W/TANK VALVE (CONTACT HENDRICKSON)
4	VS-29859	MOUNTING BRACKET FOR CP CONTROLLERS
5	VS-27771	THREE-WIRE HARNESS EC MODEL 18-INCH, 4-WAY CONNECTOR (NOT SHOWN)
	VS-29857	THREE-WIRE HARNESS, PRO & CP, 18-INCH, 3-WAY CONNECTOR (NOT SHOWN)
6	VS-30270	ABS JUNCTION HARNESS, PRO & CP, 15-FOOT 3-WAY CONNECTOR
	VS-30270-1	ABS JUNCTION HARNESS, PRO & CP, 3-FOOT 3-WAY CONNECTOR
7	VS-31519	TANK VALVE, (CP INTEGRATED ONLY)

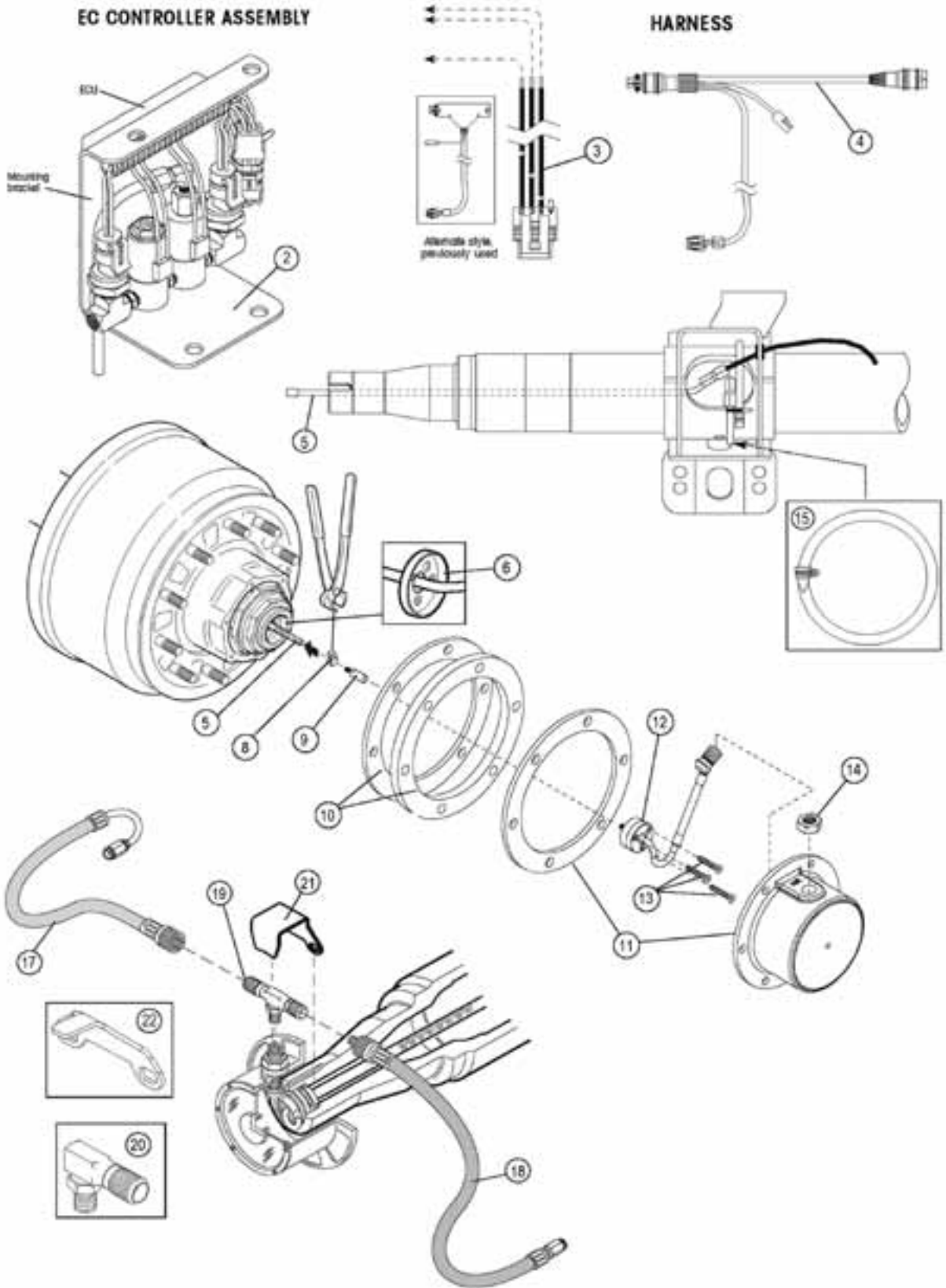
## HENDRICKSON TIREMAAX

Item	Part Number	Description
8	VS-29409	PETCOCK
9	VS-28059	INDICATOR LAMP, STANDARD W/GROUND WIRE & CABLE
	VS-28059-1	INDICATOR LAMP, LED W/BRACKET & CABLE
	VS-29880	INDICATOR LAMP, LED (LIGHT ONLY)
	VS-28522	INDICATOR LAMP, STANDARD (LIGHT ONLY)
9a	VS-28336	LIGHT CABLE, STANDARD INDICATOR LIGHT (NOT SHOWN)
	VS-29883	LIGHT CABLE, LED INDICATOR LIGHT (NOT SHOWN)
10	VS-30410	MANIFOLD
	VS-30470	TRIDEM, MANIFOLD (NOT SHOWN)
11	VS-32055-1	HUBCAP, OIL, PRO, HN SPINDLE, DUAL TIRES
	VS-32055-2	HUBCAP, OIL, PRO, HN SPINDLE, SUPER SINGLE TIRES
	VS-32055-3	HUBCAP, GREASE, PRO, HN SPINDLE, DUAL TIRES
	VS-32055-4	HUBCAP, GREASE, PRO, HN SPINDLE, SUPER SINGLE TIRES
	VS-32056-1	HUBCAP, OIL, PRO, HP SPINDLE, DUAL TIRES
	VS-32056-2	HUBCAP, OIL, PRO, HP SPINDLE, SUPER SINGLE TIRES
	VS-32056-3	HUBCAP, GREASE, PRO, HP SPINDLE, DUAL TIRES
	VS-32056-4	HUBCAP, GREASE, PRO, HP SPINDLE, SUPER SINGLE TIRES
	VS-32068-1	HUBCAP, OIL, CP INTEGRATED, HN SPINDLE, DUAL TIRES
	VS-32068-2	HUBCAP, OIL, CP INTEGRATED, HN SPINDLE, SUPER SINGLE TIRES
	VS-32068-3	HUBCAP, GREASE, CP INTEGRATED, HN SPINDLE, DUAL TIRES
	VS-32068-4	HUB CAP, GREASE, CP INTEGRATED, HN SPINDLE, SUPER SINGLE TIRES
	VS-32070-1	HUBCAP, OIL, CP INTEGRATED, HP SPINDLE, DUAL TIRES
	VS-32070-2	HUBCAP, OIL, CP INTEGRATED, HP SPINDLE, SUPER SINGLE TIRES
	VS-32070-3	HUBCAP, GREASE, CP INTEGRATED, HP SPINDLE, DUAL TIRES
	VS-32070-4	HUBCAP, GREASE, CP INTEGRATED, HP SPINDLE, SUPER SINGLE TIRES
VS-32057-1	HUBCAP, EXTENDED, OIL, PRO, HP SPINDLE, DUAL TIRES	
VS-32057-2	HUBCAP, EXTENDED, OIL, PRO, HP SPINDLE, SUPER SINGLE TIRES	

Item	Part Number	Description
11	VS-32057-3	HUBCAP, EXTENDED, GREASE, PRO, HP SPINDLE, DUAL TIRES
	VS-32057-4	HUBCAP, EXTENDED, GREASE, PRO, HP SPINDLE, SUPER SINGLE TIRES
	VS-32072-1	HUBCAP, EXTENDED, OIL, CP INTEGRATED, HP SPINDLE, DUAL TIRES
	VS-32072-2	HUBCAP, EXTENDED, OIL, CP INTEGRATED, HP SPINDLE, SUPER SINGLE TIRES
12	VS-32072-3	HUBCAP, EXTENDED, GREASE, CP INTEGRATED, HP SPINDLE, DUAL TIRES
	VS-32072-4	HUBCAP, EXTENDED, GREASE, CP INTEGRATED, HP SPINDLE, SUPER SINGLE TIRES
	VS-32054-1	HUBCAP WINDOW REPLACEMENT KIT, OIL, CP INTEGRATED (NOT SHOWN)
	VS-32054-2	HUBCAP WINDOW REPLACEMENT KIT, GREASE, CP INTEGRATED (NOT SHOWN)
13	VS-32054-3	HUBCAP WINDOW REPLACEMENT KIT, OIL, PRO (NOT SHOWN)
	VS-32054-4	HUBCAP WINDOW REPLACEMENT KIT, GREASE, PRO (NOT SHOWN)
14	S-32097	HUBCAP GASKET HP SPINDLE
	S-32098	HUBCAP GASKET HN SPINDLE
15	VS-32087-1	AXLE HOSE, INTRAAX/VANTRAAX, PRO & CP (AFTER 01/01/2012)
	VS-32087-2	AXLE HOSE, TRILAXLE, TRAILER AXLE (AFTER 01/01/2012)
16	VS-33092-1	SPINDLE PLUG ASSEMBLY, HN SPINDLE 1.75" PRO & CP (AFTER 01/01/2012)
	VS-33092-2	SPINDLE PLUG ASSEMBLY, HUS/P90 & HP 2.75" PRO & CP (AFTER 01/01/2012)
17	VS-32101	AXLE VENT, INTRAAX/VANTRAAX
	VS-32101-1	AXLE VENT, TRILAXLE, TRAILER AXLE
19	VS-9201TM	AXLE KIT, INTRAAX/VANTRAAX (NOT SHOWN)
	VS-9202TM	AXLE, TRILAXLE, TRAILER AXLE (NOT SHOWN)
20	VS-31504-1	TIRE HOSE ASSEMBLY 180-DEGREE, 11.5" (DUAL 17-19.5" S/S 22.5" STEEL)
	VS-31504-2	TIRE HOSE ASSEMBLY 180-DEGREE, 15" (DUAL WHEELS 22.5" & 24.5")
21	VS-31503-1	TIRE HOSE ASSEMBLY, STRAIGHT, 16.5" (DUAL 17"-19.5" S/S LARGE STEEL)
	VS-31503-3	TIRE HOSE ASSEMBLY, STRAIGHT, 11.5" (SUPER SINGLE 22.5" ALUMINUM)
22	VS-31505-1	TIRE HOSE ASSEMBLY, 135-DEGREE, 11.5" (SUPER SINGLE 22.5" STEEL) (NOT SHOWN)
22	VS-28999	TIRE HOSE O-RING SERVICE KIT (NOT SHOWN)



## HENDRICKSON TIREMAAX 1ST GENERATION PRIOR TO APRIL 2012

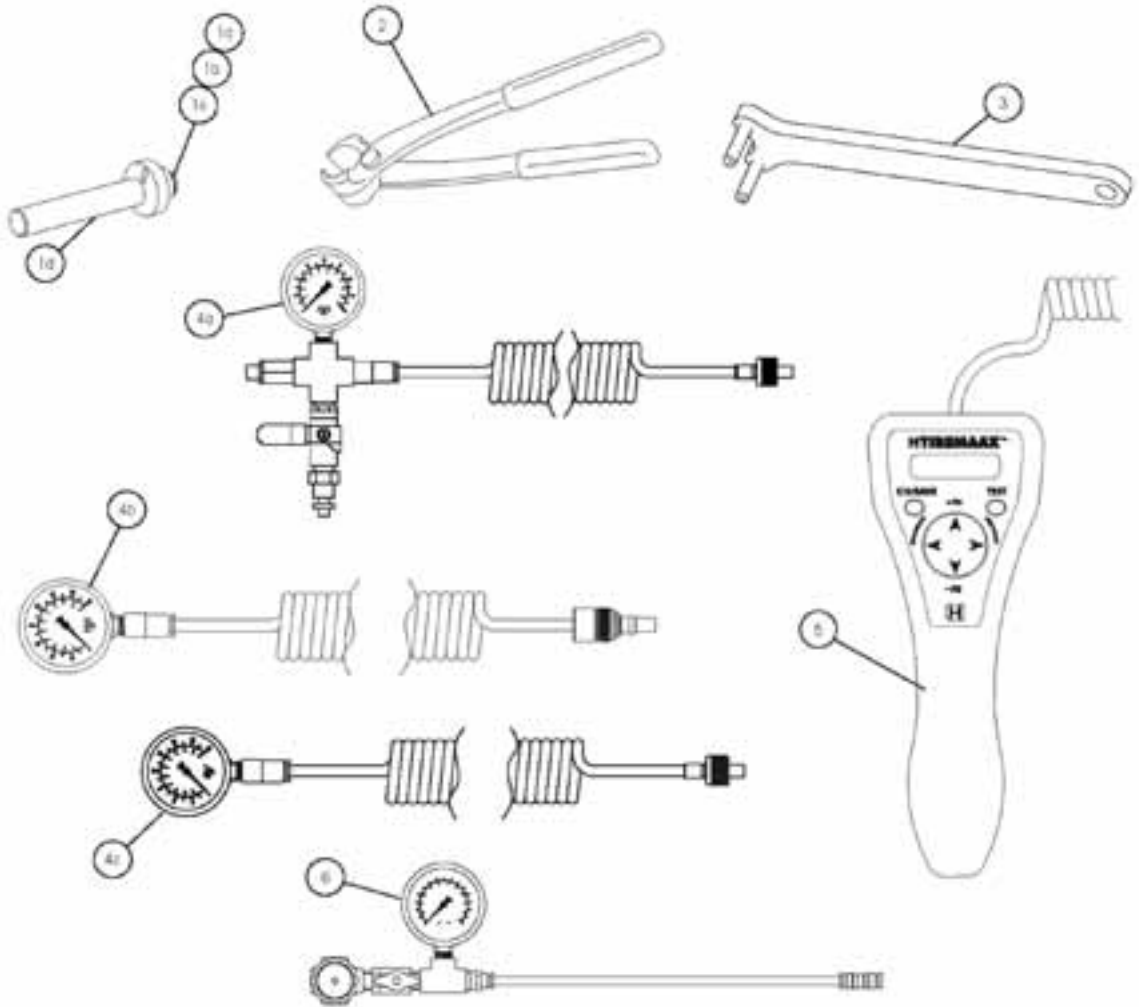


## HENDRICKSON TIREMAAX 1ST GENERATION PRIOR TO APRIL 2012

Item	Part Number	Description
1	VS-5XXXX-X	EC TO CP RETROFIT KIT (CONTACT HENDRICKSON)
2	N/A	EC CONTROLLER ASSEMBLY (NO LONGER AVAILABLE, REPLACE WITH #1)
3	VS-27771	EC WIRING ADAPTER (18" W/4 WAY CONNECTOR)
4	VS-29884	EC WIRE HARNESS (15' W/4 WAY CONNECTOR)
5	VS-29094-1	AXLE HOSE, INTRAAX/VANTRAAX
	VS-29094-2	AXLE HOSE, TRLAXLE TRAILER AXLE
6a	VS-27448	SPINDLE PLUG ASSEMBLY, HN (1.75")
6b	VS-27839	SPINDLE PLUG ASSEMBLY, HP (2.50")
6c	VS-27449	SPINDLE PLUG ASSEMBLY, HUS/P90 (2.75")
7	S-24960	AXLE FILTER KIT HP AXLE (NOT SHOWN)
	S-24963	AXLE FILTER KIT HN AXLE (NOT SHOWN)
8	VS-26451	AXLE HOSE CLAMP
9	VS-28865	HOSE END ADAPTER (INCLUDES 2PCS #8)
10	N/A	HUBCAP SPACER (NOT AVAILABLE REPLACE W/11H, 11I, 11J OR 11K)
11a	VS-29566-1	HUBCAP, HN AXLE, GREASE, STANDARD
11b	VS-29566-3	HUBCAP, HN AXLE, OIL, STANDARD
11c	VS-29566-2	HUBCAP, HP AXLE, GREASE, STANDARD
11d	VS-29566-4	HUBCAP, HP AXLE, OIL, STANDARD
11e	VS-29566-5	HUBCAP, HUS/P90, SCREW-ON
11f	VS-29566-2	HUBCAP, HUS/P90, 6-BOLT
11g	S-29227-2	HUBCAP, HUS/P90, 3-BOLT
11h	VS-31290	HUBCAP, HN AXLE, GREASE, STEMCO EXTENDED
11i	VS-31291	HUBCAP, HP AXLE, GREASE, STEMCO EXTENDED
11j	VS-31292	HUBCAP, HN AXLE, OIL, STEMCO EXTENDED

Item	Part Number	Description
11k	VS-31293	HUBCAP, HP AXLE, OIL, STEMCO EXTENDED
12	S-28622	ROTARY UNION KIT, NO SPINDLE PLUG (INCLUDES 1PC ROTARY UNION 2PCS #8, 1PC #9 & SCREWS)
	S-28192	ROTARY UNION KIT, HN SPINDLE PLUG (INCLUDES 1PC ROTARY UNION 1PC #6A, 2PCS #8, 1PC #9 1PC HUBCAP GASKET & SCREWS)
	S-28193	ROTARY UNION KIT, HP & HUS/P90 (INCLUDES 1PC ROTARY UNION, 1PC #6C, 2PCS #8, 1PC #9, 1PC HUBCAP GASKET, 1PC O-RING & SCREWS)
13	SA-8200-8	COUNTERSUNK CAP SCREW
14	VS-26487	JAM NUT
15	VS-27378	AXLE VENT KIT W/DUCKBILL CHECK
16	A24217	AXLE FILTER (NOT SHOWN)
17	VS-29004-1	TIRE HOSE 180-DEGREE 11.5" (DUAL TIRES 17"-19.5")
	VS-29004-2	TIRE HOSE 180-DEGREE 15" (DUAL TIRES GREATER THAN 19.5")
18	VS-29003-1	TIRE HOSE, STRAIGHT 16.6" (DUAL OVER 17" & 22.5" SUPER SINGLE)
19	VS-29854	TEE FITTING, DUAL TIRE
20	VS-30002	ELBOW FITTING 90-DEGREE (SUPER SINGLE TIRES)
21	VS-27890	TEE FITTING GUARD, HN & HP AXLES
	VS-30451	TEE FITTING GUARD, 6-BOLT STEMCO HUBCAP
22	S-28914	TEE FITTING GUARD HUS/P90, 6-BOLT HUBCAP
	S-29147	TEE FITTING GUARD HUS/P90, 3-BOLT HUBCAP

### TIREMAAX TOOLS



Item	Part Number	Description
1a	S-28146-1	PLUG DRIVER, HN (1.75")
1b	S-28146-2	PLUG DRIVER, HP (2.50")
1c	S-28146-3	PLUG DRIVER, HP & HUS / P90 (2.75")
1d	S-27399	PLUG DRIVER HANDLE
2	S-27400	CRIMPING TOOL, STANDARD
3	S-29430	SPANNER WRENCH
4a	VS-32331	PRO TARGET GAUGE
4b	VS-32344	CP INTEGRATED TARGET GAUGE (CP UNITS AFTER FEBRUARY 2012)
4c	VS-30468	CP TARGET GAUGE (CP UNITS PRIOR TO FEBRUARY 2012)
5	VS-28321	HAND PROGRAMMER (EC VERSION ONLY)
6	VS-28707	PRESSURE TESTER (FOR EC CONTROLLER)

**DRILL BITS**



BRUTE PLATINUM SERIES		BRUTE PLATINUM SERIES		BLACK GOLD SERIES	
Part Number	Size	Part Number	Size	Part Number	Size
XL28-1/16	1/16"	XL28-19/64	19/64"	XGO-1/8	1/8"
XL28-5/64	5/64"	XL28-5/16	5/16"	XGO-5/32	5/32"
XL28-3/32	3/32"	XL28-21/64	21/64"	XGO-3/16	3/16"
XL28-7/64	7/64"	XL28-11/32	11/32"	XGO-10	.1935"
XL28-1/8	1/8"	XL28-23/64	23/64"	XGO-13/64	13/64"
XL28-9/64	9/64"	XL28-3/8	3/8"	XGO-7/32	7/32"
XL28-5/32	5/32"	XL28-25/64	25/64"	XGO-1/4	1/4"
XL28-11/64	11/64"	XL28-13/32	13/32"	XGO-F	.2570"
XL28-3/16	3/16"	XL28-27/64	27/64"	XGO-17/64	17/64"
XL28-13/64	13/64"	XL28-7/16	7/16"	XGO-9/32	9/32"
XL28-7/32	7/32"	XL28-29/64	29/64"	XGO-3/8	3/8"
XL28-15/64	15/64"	XL28-15/32	15/32"		
XL28-1/4	1/4"	XL28-31/64	31/64"		
XL28-17/64	17/64"	XL28-1/2	1/2"		
XL28-9/32	9/32"				



DRILL BIT SETS	
Part Number	Description
TWISTER-XL28	29PCS 1/16" THRU 1/2" BY 64THS



**APEX BITS**



**TORX BITS**

Part Number	Description
440TX20	TORX BIT 1/4" X 1.00" T20
440TX25	TORX BIT 1/4" X 1.00" T25
440TX30	TORX BIT 1/4" X 1.00" T30
440TX40	TORX BIT 1/4" X 1.00" T40
480TX25	TORX BIT 5/16" X 1.00" T25
480TX30	TORX BIT 5/16" X 1.00" T30
480TX40	TORX BIT 5/16" X 1.00" T40
480TX45	TORX BIT 5/16" X 1.00" T45
480TX50	TORX BIT 5/16" X 1.00" T50
480TX55	TORX BIT 5/16" X 1.00" T55

**PHILLIPS BITS**

Part Number	Description
A-440-02	PHILLIPS BIT 1/4" X 1.00" #2 POINT
A-440-03	PHILLIPS BIT 1/4" X 1.00" #3 PONT
A-446-2	PHILLIPS BIT 1/4" X 1.00" #2 POINT
A-480-2	PHILLIPS BIT 5/16" X 1.00" #2 POINT
A-480-3	PHILLIPS BIT 5/16" X 1.00" #3 POINT

**APEX BITS & SHOP TOOLS**

**MISCELLANEOUS SHOP TOOLS**



Part Number	Description
BLB725LCBR	CIRCULAR SAW BLADE 7.25" DIA. 24 TOOTH
BLB7254740	CIRCULAR SAW BLADE 7.25" DIA. 40 TOOTH

**RIVET SETTERS .401 SHANK**

Part Number	Description
S720	3/16" BRAZIER HEAD
S722	3/16" MODIFIED BRAZIER HEAD
S731	3/16" UNIVERSAL HEAD
AJT1636	3/16" UNIVERSAL HEAD
AJT1637	1/4" UNIVERSAL HEAD
S721	1/4" BRAZIER HEAD
S734	1/4" UNIVERSAL HEAD
S821	1/4" TUBULAR (ROLL-UP DOOR)
S732	3/8" UNIVERSAL HEAD



**MISCELLANEOUS SHOP TOOLS**



Part Number	Description
18714	FORM-A-FUNNEL DRAIN TOOL



Part Number	Description
10070	AIR TOOL LUBRICANT 2 OZ
10216	AIR TOOL LUBRICANT 16 OZ



Part Number	Description
S-21307	PIVOT BUSHING TOOL STANDARD
S-24736	PIVOT BUSHING TOOL NARROW BUSHING
S-21337	LUBE FOR BUSHING TOOL



Part Number	Description
1909	AXLE WRENCH 3 1/4", 8 POINT

## ALUMINUM DISC WHEELS



10 HOLE ALUMINUM DISC WHEELS			
Size	Piloted	Polish Type	Part Number
22.5"X 8.25"	STUD	MACHINE FINISHED	28615SP
			41644SP
	HUB	BOTH SIDES	41644XP
			BOTH SIDES W/ ACCU-SHIELD
24.5"X 8.25"	HUB	MACHINE FINISHED	41362SP
		BOTH SIDES	41362XP



WHEEL GUARDS			
Part Number	Mounting Type	Bolt Circle	Stud Diameter
5901	STUD PILOTED	11-1/4"	7/8" & 1 1/8"
5902			3/4"
5903	HUB PILOTED	285-75MM	22MM

## STEEL WHEELS/RIMS & SPACERS

**STEEL DISC WHEELS/RIMS & SPACERS**



STEEL DISC WHEELS						
Mounting Holes	Size	Piloted	Hand Holes	Accuride	Notes	Import
10	17.5"X 6.75"	HUB	4	28656		
		STUD	2	28112		
	19.5"X 6"	HUB	5	29884		
		STUD	6	29506		
	22.5"X 8.25"	HUB	2	50308	STATESMAN	2252
				50408	ACCUMOUNT	
		STUD	2	50847		2255
				27404		2211
	22.5"X 9"	HUB	2	29300		
	24.5"X 8.25"			50379	STATESMAN	2452
28409				ACCUMOUNT		
	STUD		27406		2411	
8	22.5"X 8.25"	HUB	4	28484		
	19.5"X 6"		5	29584		



STEEL TUBELESS RIMS				
Size	Rim Offset	Max Load	Accuride	Import
17.5"X 6.75"	3.90"	4805 LBS	31868175	
22.5"X 8.25"	4.75"	7300 LBS	30391225	3347
24.5"X 8.25"			30391245	



SPACER BANDS					
Radius	Width	Accuride	Radius	Width	Accuride
15"	3-3/8"	3315KSB	22"	3-5/8"	3522KSB
	3-5/8"	3515KSB		4"	4022KSB
	4"	4015KSB		4-1/4"	4222KSB
20"	3-5/8"	3520KSB	22"	4-1/2"	4422KSB
	4"	4020KSB		24"	4"
	4-1/4"	4220KSB	4-1/4"		4224KSB
	4-1/2"	4420KSB	4-1/2"		4424KSB
			4-3/4"	4624KSB	



### OUTER WHEEL NUTS



Part Number	Notes	Thread	Hex	High	Replaces	
39702	10 HOLE UNIMOUNT	M22X1.5	33MM	31MM	BATCO	13-3052
					BUDD	106333
					BWP	M-3203
					EUCLID	E-6000A
					GLP	GL-2301
					LELAND	W-498
					MERITOR	R006000
					NWRA	X2156
					SPICER	51-1033
SIRCO	333B					



Part Number	Notes	Thread	Hex	High	Replaces	
39514	8 HOLE UNIMOUNT	M22X1.5	38MM	35MM	BATCO	13-3050
					BWP	M-3207
					EUCLID	E-9020
					LELAND	W-492
					GLP	GL-2302
					M.W.	88881
					MERITOR	R005991
					SPICER	51-1032
					SIRCO	881M



Part Number	Notes	Thread	Hex	High	Replaces	
716	SPOKE WHEEL NUT	3/4"-10	1-1/4"	23/32"	BATCO	13-8004
					BWP	M-45
					DAYTON	08-005716
					EUCLID	E-4963
					GLP	GL-3005
					LELAND	W-8
					MERITOR	R004963
					SPICER	53-1561
					WEBB	74710



Part Number	Notes	Thread	Hex	High	Application
37891	RH	1 1/8"-16	1 1/2"	7/8"	BALL SEAT MOUNT DUAL STEEL WHEELS
891ARY	RH ZINC				
37892	LH				
892ALY	LH ZINC				

**INNER WHEEL NUTS**


Part Number	Notes	Thread		Length	Application
		Outer	Inner		
10708	RH	1-1/8"-16	3/4"-16	2-7/32"	BALL SEAT MOUNT DUAL STEEL WHEELS
708ARY	RH ZINC				
10709	LH				
709ALY	LH ZINC				
988R	RH	1-1/8"-16	3/4"-16	3-1/16"	BALL SEAT MOUNT DUAL ALUM WHEELS
988L	LH				



Part Number	Description
TV572	VALVE STEM LONG 3.75"
TV573	VALVE STEM SHORT 4.38"
A100-VC-3	METAL VALVE STEM CAP
A-100-VC-1	VALVE STEM CORE