

FUTURA PRO NA QUICK START GUIDE

1. The FUTURA SOFTWARE OPERATING GUIDE is on the tablet (refer to Chapter 10 of the Operating Manual for instructions to access the guide). **It is recommended that you register the machine and update the software prior to operation in order to ensure that you have the latest firmware and database available.** Please refer to the Software Operating Guide Section 8 “MACHINE UPDATE AND REGISTRATION” to see the four methods available to register and update the machine.
2. **Setting up the Futura machine** (review section 3 “Machine Installation and Preparation” of the Futura operations manual)
 - a. The machine is shipped with a steel rod installed on the laser cut side of the machine. Please remove this rod and install the proper cutter (01LW for most Laser style keys or 01D for Dimple style keys) into the cutter spindle.
3. **Setting up the tablet** (review section 4 “Tablet Regulation and Use” of the Futura operations manual). Make sure that the tablet has a full battery charge prior to use. The top USB port on the back of the machine can be used to charge the tablet and to keep the tablet charged during use.
 - a. Find the “Settings” icon in the list of applications on the tablet. Press and hold the “Settings” icon and slide it to the home screen for ease of access in the future.
 - b. Open the “Settings” application by tapping the icon.
 - c. Ensure that “Wi-Fi” is on
 - d. Language and Input – the tablet should be set to English at the factory prior to shipping. If not, you can select it or any other language that you prefer.
 - e. Select Silca Keyboard (if desired)
4. **Connecting the Futura to the tablet.** The Futura software resides in the electronic board of the machine. The tablet holds the application (or APP) to run the software. The Futura can be set up in one of four modes to communicate with the tablet. Review section 7.3.4 of the **Software Operating Guide** to select the mode you prefer to use. The machine comes from the factory set in Access Point mode. If there are strong Wi-Fi signals located near where you plan to place the machine, you may want to use Tethering USB mode (for connecting the tablet to the machine via cable) to avoid issues connecting the tablet via the Wi-Fi signal.

To connect using Access Point Mode:

 - a. Turn the machine on by turning the red emergency stop button counter-clockwise until it pops out and the white light comes on signifying that the machine is powered up. When the machine and tablet are switched on the connection automatically activates in around two minutes; if not, check the Wi-Fi connection from your tablet to see if the machine is included in the Wi-Fi networks that are found (the Futura machine will appear as **Silca-Futura_...** If it does not show that it is connected, pick “Silca-Futura_...” and input the password which corresponds to the Futura PRO serial number (made up of 13 numbers).
5. **Program Start:** To start the Silca program, tap the icon “Silca Futura” on the tablet’s home screen. Once you hit the icon a screen will pop-up with the message “Please wait, reloading...”. It will take a few minutes for the software to download once the tablet has made connection with the machine. If the program does not start, check the settings/use (see Ch. 7.3.4).
6. **Setting up the Silca Software.**

Once the Silca program has opened, select the “Options” box to set-up the software for ease of use (review section 7 “Options” of the Software Operating Guide.

 - a. Select “Settings” > “Options”> “General”
 - b. “Measurement Unit” – select “Thousandths of Inch”
 - c. “Language “– the software comes set to “English” by default. Here you can select any other language in which you want to display the information.
 - d. “Reference Key Manufacturer” – select “Ilco” to display the Ilco key blanks as a reference in the database.
 - e. “Preferences Standard Key” – check the boxes the factory for “cutting check”, “check installed key” and “Use any clamp” and save your selections.
 - f. “Preferences Dimple/Track Key” – Set preferences is used to enable or disable the use of the 01T tracer. The “Use mobile Tracer” box should be set from the factory. If not, select it here and save the entry. If the field is

not selected the 02T tracer is required and will need to be placed in the cutter shaft each time you need to decode a key.

Once you have verified/selected your options, slide your finger from the left edge of the tablet towards the right side. A menu should appear. Select "Reload" to save all of your options to the software.

7. **Calibrations** – the edge cut clamp (01V), the dimple/track key clamp (01R) and the 01J/02J and 19J/02J jaw combinations were calibrated at the factory so no further calibration is required to use these components. Any other optional jaws or clamps that may be included or purchased at a later date must be calibrated to the machine prior to use.

Your Futura machine is now ready to cut keys!

Navigating the Silca software

If you are still in the Options menu, tap the home button at the top of the screen to return to the main operating menu for the Silca program. Please review the Software Operating Guide of the Futura.

Here are a few tips to get you started.

1. **Search** – this menu is used to select a category of Series Searches. In each menu there is a variety of information you can enter to narrow your search. The more information you put in, the shorter the search list will be.
 - a. Standard Keys – restricted for search of edge cut commercial and residential flat keys.
 - b. Vehicle Keys – restricted for search of edge cut and track type (laser) vehicle keys.
 - c. Dimple/Track keys – used to search for dimple/track keys (other than automotive)
 - d. Full Key Searching – not restricted to the categories above.
 - e. Transponder Guide – The Transponder Guide contains all of the transponder key copying solutions provided by Silca (refer to [Ch.12](#))
2. **Copy by Original** – this menu is used to make an "exact" copy of an edge cut key (only) by means of a laser reader. If you want to cut an edge cut key back to OEM specifications, you must use the Search menu and select decoding once the "Card" is opened. All laser or dimple/ track keys must be decoded to copy.
3. **Favorites** – this menu is used to access a series of searches previously set-up as favorites (refer to CH 4).

NOTE REGARDING VEHICLE SEARCH: Some vehicles are sold worldwide and may use a different lock systems or code series in different parts of the world so the database may not be 100% correct. If you know the code series used for the key you are trying to cut, you may find it easier to do a search by code rather than by make and model. Another good reference is the *Ilco Auto Truck Key Blank Reference* that is available from your Ilco distributor at no charge. This reference is updated every year and may be the most accurate database for vehicles in the North American market. If you notice a code series is missing or know of a new code series coming out for a particular make and model please let us know and we will attempt to get it added to the database as quick as possible.

IMPORTANT NOTE WHEN CUTTING OEM KEYS FOR ASIAN MANUFACTURERS!

OEM keys coming from Asia are made of a very hard Nickel/Silver and can cause damage to both the 01LW and the 01F cutters if the speed of cut is not reduced.

For edge cut keys, when you select "CUT" a box will open showing how to load the key. In this box, change the "STEPS" from 1 to 3. This will decrease the feed rate of the cut (the machine will make 3 passes instead of one).

For laser type keys, when you select "CUT", change the CUT SPEED to 90% or lower. This will decrease the feed rate of the cut (the machine will take a few more passes to complete the cut).

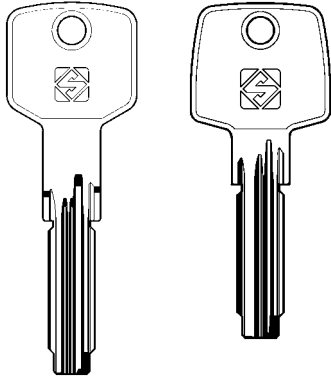
Cutters are not covered under warranty, so these are important steps to take to prevent damage to the cutters!

FUTURA PRO



FOR:

ABUS (D)



AB48

AB84

AB74

ASTRAL system:

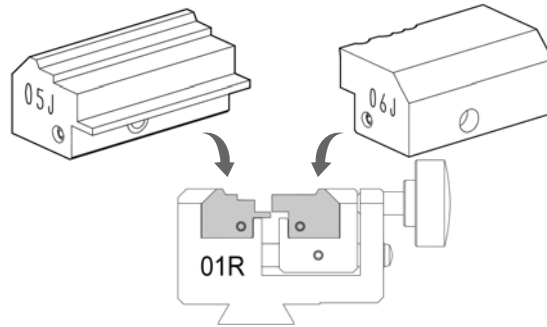
Codes tables protected by a password issued by Silca on receipt of the manufacturer's authorization.

OPTIONAL



D743261ZB
05J Jaw

D743262ZB
06J Jaw



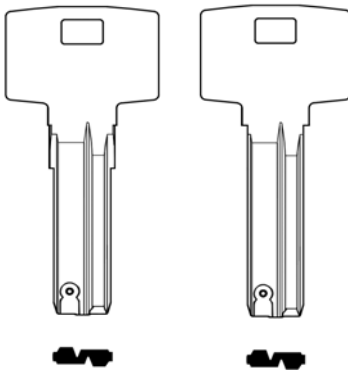
STANDARD



D742867ZB
Cutter 01D

FOR:

ABUS (D)



Bravus

(1000 - 2000 - 3000 - 4000)

System protected by a password issued by Silca on receipt of authorization.

OPTIONAL



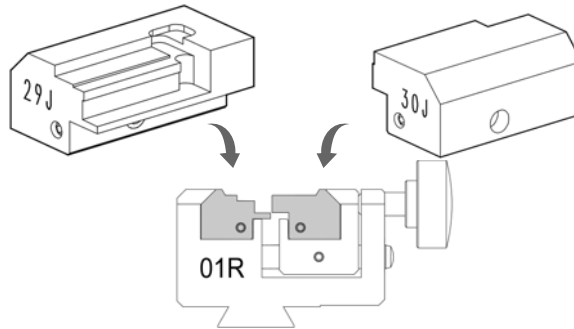
D744315ZB
29J Jaw



OPTIONAL



D744317ZB
30J Jaw



1000 - 2000 - 3000 systems

OPTIONAL



D744355ZB
Cutter 07D

4000 system

OPTIONAL



D744355ZB
Cutter 07D

OPTIONAL




D743672ZB
Cutter 03L



FOR:

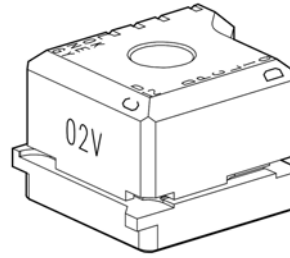
ASSA (S)



6-7 PIN KEYS

(DP, CLIQ)
(D-12)

OPTIONAL



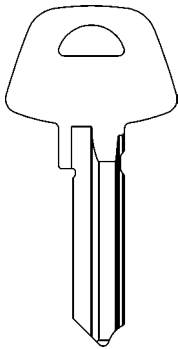
D743271ZB

02V clamp for ASSA type keys (long keys, D-12*, DP, CLIQ)

*D-12: Key duplicable by code only

FOR:

ASSA (S)



(D-12)

System protected by a password issued by Silca on receipt of authorization.

OPTIONAL



D744283ZB

20J Jaw

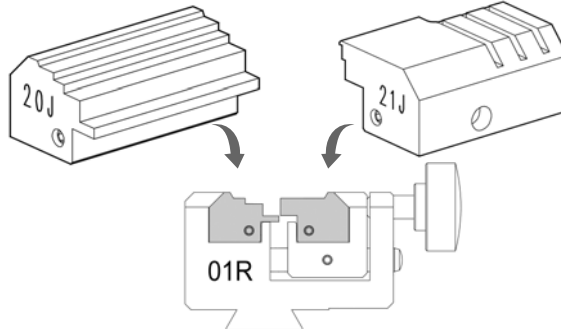
OPTIONAL



D744284ZB

21J Jaw

Garra 20J



OPTIONAL

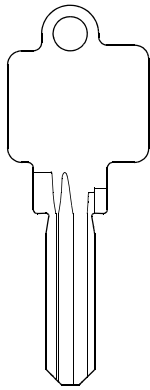


D743745ZB

Cutter 04L

FOR:

BKS (D)




(WS42)

OPTIONAL



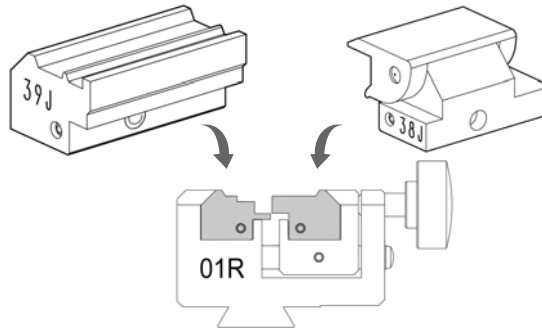
D744485ZB
39J Jaw



OPTIONAL



D744482ZB
38J Jaw



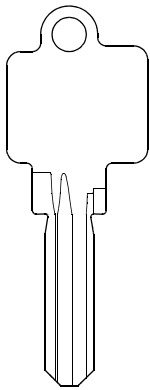
OPTIONAL



D744514ZB
Cutter 08L

FOR:

BKS (D)




WS50 MK
(Profiles RA-RK-RZ)

OPTIONAL



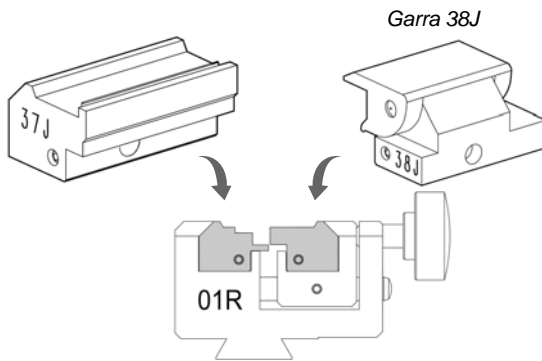
D744480ZB
37J Jaw



OPTIONAL



D744482ZB
38J Jaw



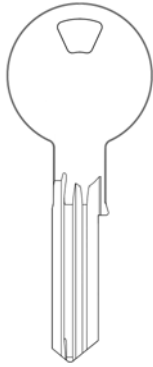
OPTIONAL



D744514ZB
Cutter 08L

FOR:

CES (D)



(UDM)

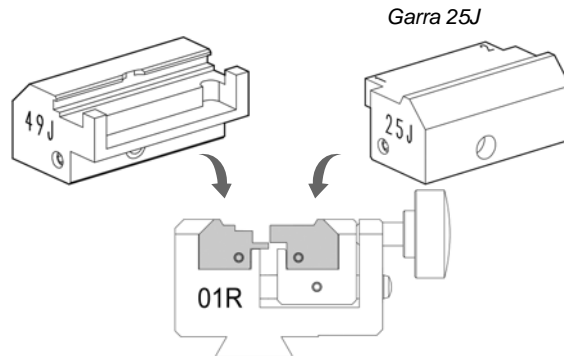
System protected by a password issued by Silca on receipt of authorization.

OPTIONAL



D744505ZB
49J Jaw

OPTIONAL **D744311ZB**
25J Jaw



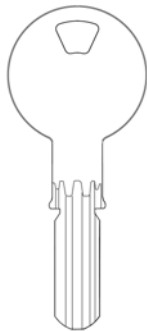
OPTIONAL



D744513ZB
Cutter 12D

FOR:

CES (D)



(WSM NEW)

System protected by a password issued by Silca on receipt of authorization.

STANDARD

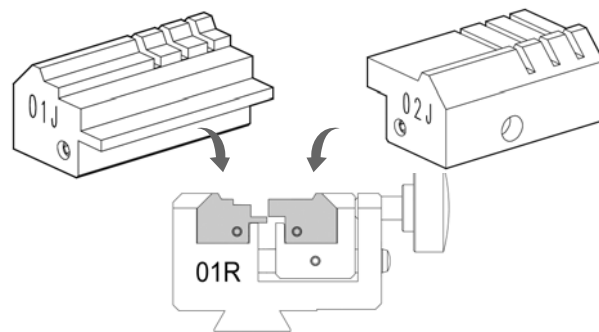


D943253ZR
01J Jaw

STANDARD



D943254ZR
02J Jaw



OPTIONAL



D744510ZB
Cutter 11D

FUTURA PRO



FOR: **CISA (I)**

CS70P
CS70
CS62
 ASTRAL
 system 357
AB48
 ABUS

OPTIONAL **D743261ZB**
05J Jaw

OPTIONAL **D743262ZB**
06J Jaw

05J
06J
01R

STANDARD **D742867ZB**
Cutter 01D
Fresa 01D
Fräser 01D
Fraise 01D
Fresa 01D
Fresa 01D

ASTRAL system:
Codes tables protected by a password issued by Silca on receipt of the manufacturer's authorization.

FOR: **DOM (D)**

IX6SR E
 (prof. 129, 130, 241)
 (prof. 131, 132, 233)
 (prof. 230, 232, 234, 235)

System protected by a password issued by Silca on receipt of authorization.

OPTIONAL **D744495ZB**
44J Jaw

STANDARD **D943254ZR**
02J Jaw

44J
02J
01R

OPTIONAL **D744508ZB**
Cutter 09D

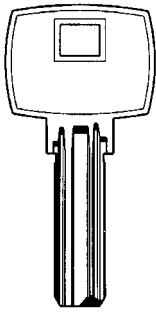


FUTURA PRO



FOR:

DOM (D)



IXGAMMA
(prof. 154)

System protected by a password issued by Silca on receipt of authorization.

OPTIONAL



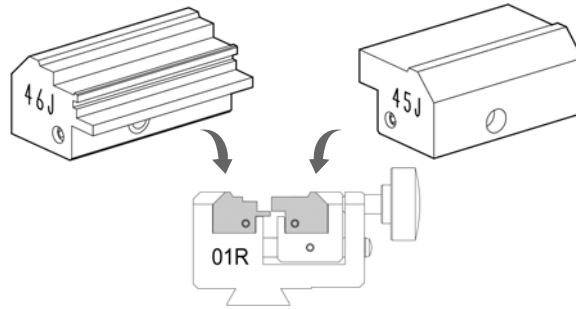
D744499ZB
46J Jaw



OPTIONAL



D744497ZB
45J Jaw



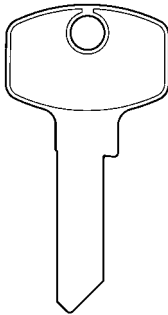
OPTIONAL



D744508ZB
Cutter 09D

FOR:

DOM (D)



(Prof. 145)

SIGMA

System protected by a password issued by Silca on receipt of authorization.

OPTIONAL



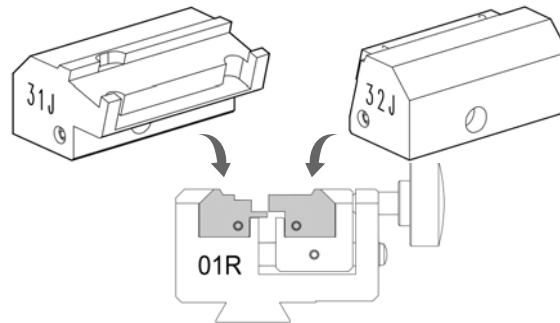
D744319ZB
31J Jaw



OPTIONAL



D744321ZB
32J Jaw



OPTIONAL



D744354ZB
Cutter 05D

Note: standard cutting is also required.

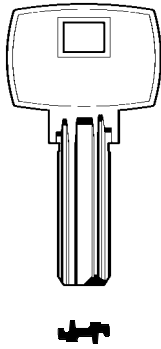


FUTURA PRO



FOR:

**DOM (D)
CORBIN (I)**



IX5 DAS
(prof. 038/101)

OPTIONAL

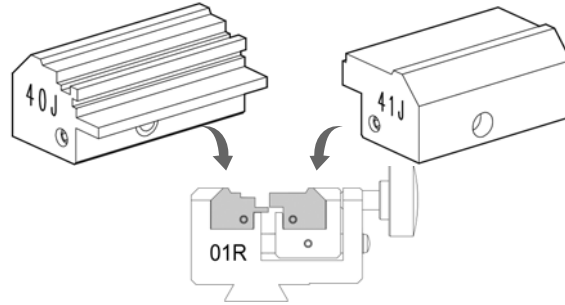


D744487ZB
40J Jaw

OPTIONAL



D744489ZB
41J Jaw



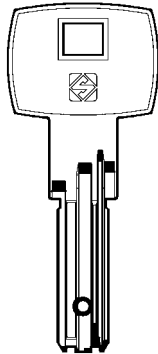
STANDARD



D742867ZB
Cutter 01D

FOR:

**DOM (D)
CORBIN (I)**



DM144
(IX6 KG Profile 121)

OPTIONAL

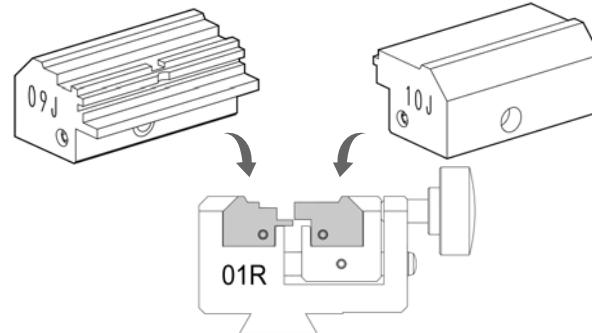


D743269ZB
09J Jaw

OPTIONAL



D743270ZB
10J Jaw



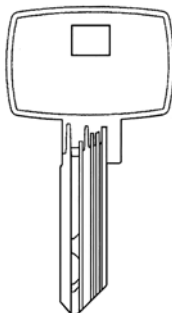
STANDARD



D742867ZB
Cutter 01D

FOR:

DOM (D)

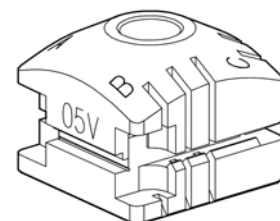


(RS8)

OPTIONAL

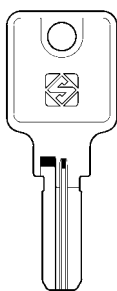


D744762ZB
05V clamp for DOM RS8 type keys



FOR:

HUWIL (D)



HW15R

OPTIONAL



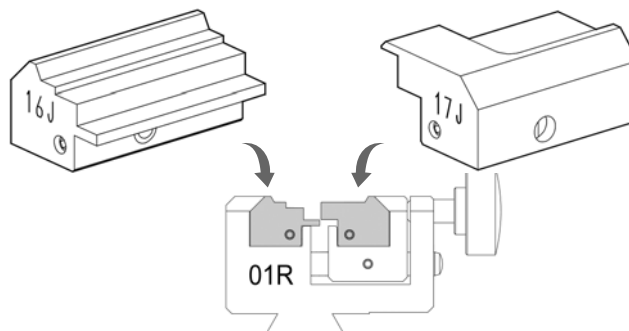
D743362ZB

16J Jaw



D743365ZB

17J Jaw



STANDARD



D747838ZB

Cutter 01LW

OPTIONAL

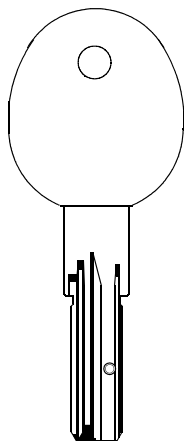


D742606ZB

Cutter 01L

FOR:

ISEO (I)



(ISR100 WEB / R100 / R50)

OPTIONAL



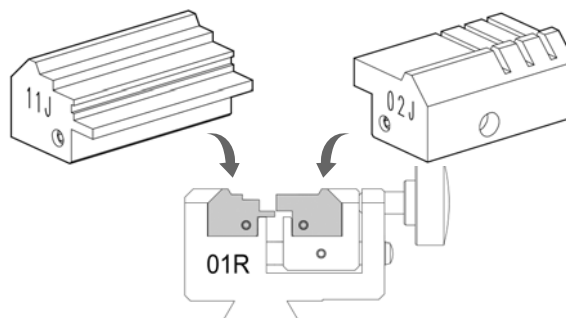
D743278ZB

11J Jaw



STANDARD **D943254ZR**

02J Jaw



STANDARD



D742867ZB

Cutter 01D
Fresa 01D
Fräser 01D
Fraise 01D
Fresa 01D
Fresa 01D

Codes tables protected by a password issued by Silca on receipt of the manufacturer's authorization.

FOR:

KABA (CH)



maTriX
(K59)

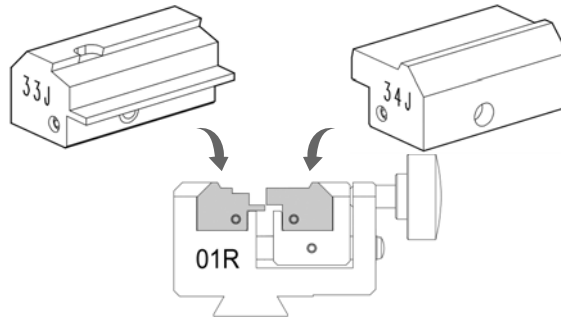
OPTIONAL **D744295ZB**

33J Jaw



OPTIONAL **D744296ZB**

34J Jaw



STANDARD

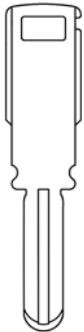


D742867ZB

Cutter 01D

FOR:

KABA (CH)



(KABA Exper T)

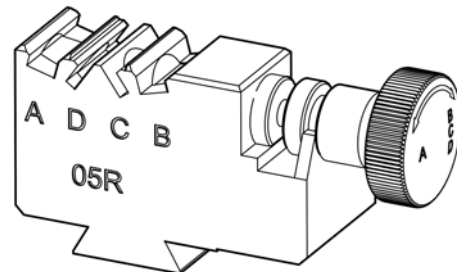
System protected by a password issued by Silca on receipt of authorization.

OPTIONAL



D746713ZB

Clamp 05R



OPTIONAL



D746736ZB

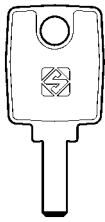
Cutter 10D

FUTURA PRO



FOR:

KABA (CH)

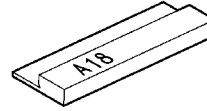


KA8
(KABA-MICRO)

OPTIONAL



D729845ZB
A18 adapter



STANDARD

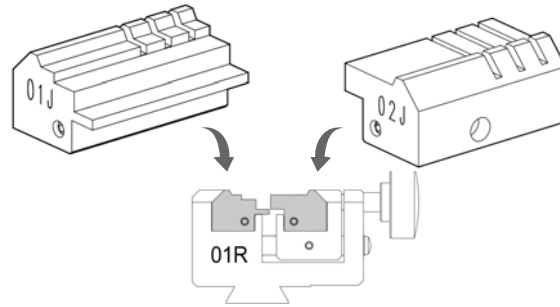


D943253ZR
01J Jaw

STANDARD



D943254ZR
02J Jaw



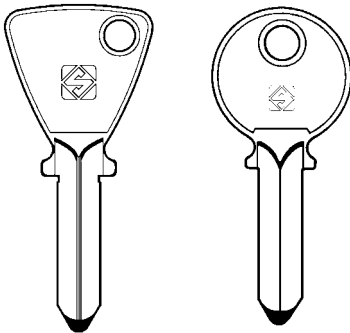
STANDARD



D742867ZB
Cutter 01D

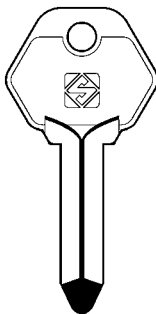
FOR:

KESO (CH)



KE1

KE2



KE4

(1000 System)

OPTIONAL

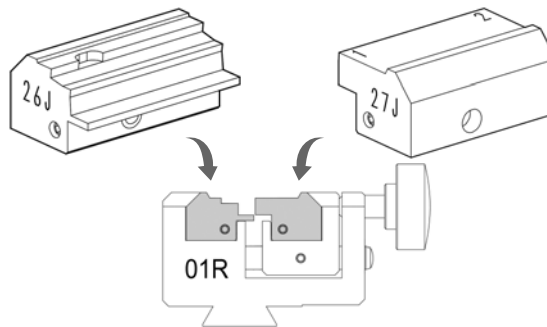


D744291ZB
26J Jaw

OPTIONAL



D744292ZB
27J Jaw



STANDARD



D742867ZB
Cutter 01D

OPTIONAL



D743674ZB
Cutter 03D

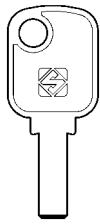


FUTURA PRO



FOR:

KYR (I)

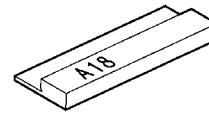


SCU1
SECURITAL

OPTIONAL



D729845ZB
A18 adapter



STANDARD

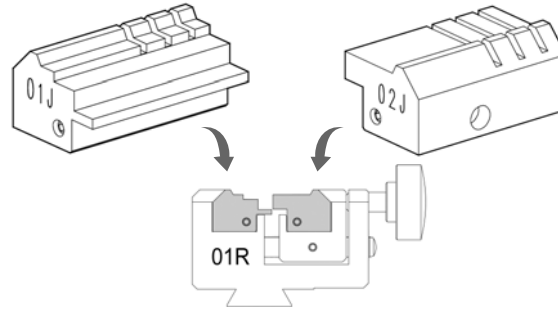


D943253ZR
01J Jaw

STANDARD



D943254ZR
02J Jaw



STANDARD



D742867ZB
Cutter 01D

FOR:

MAUER (BG)



(NW4)

OPTIONAL

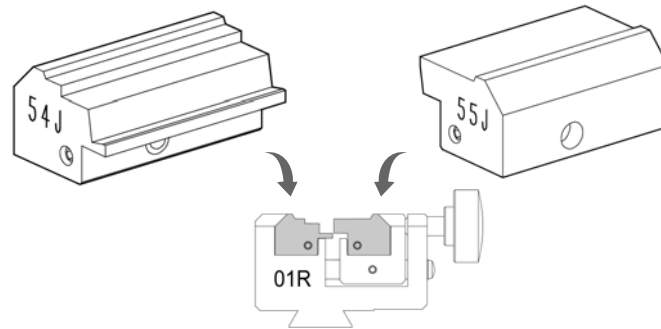


D745192ZB
54J Jaw

OPTIONAL



D745194ZB
55J Jaw



OPTIONAL

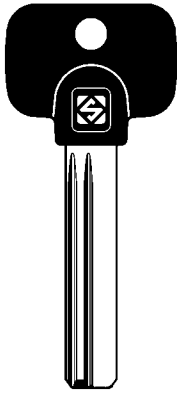


D743673ZB
Cutter 02D



FOR:

MAGNUM (GB)



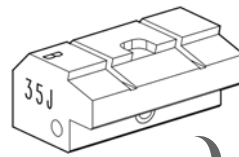
MGN1RP

Magnum Superior
(5+4) (4+3) (3+2)

Magnum Superior +
(5+4) (4+3) (3+2)

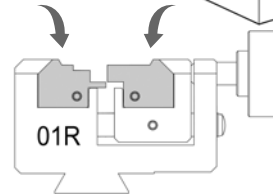
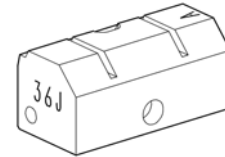
OPTIONAL **D744363ZB**

35J Jaw



OPTIONAL **D744365ZB**

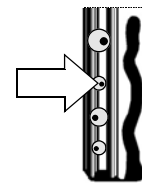
36J Jaw



OPTIONAL

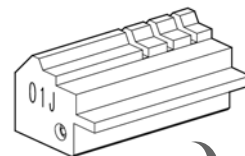


D743673ZB
Cutter 02D



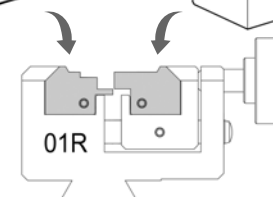
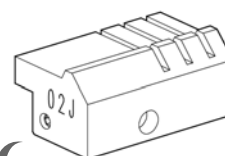
STANDARD **D943253ZR**

01J Jaw



STANDARD **D943254ZR**

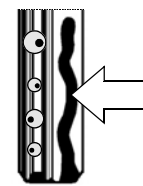
02J Jaw



OPTIONAL



D743745ZB
Cutter 04L

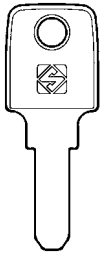


FUTURA PRO



FOR:

MERONI (I)

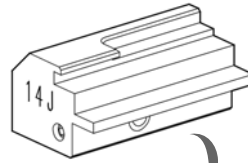


MER39
M4

OPTIONAL



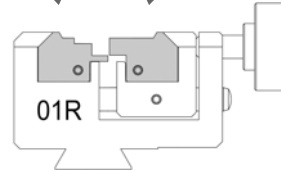
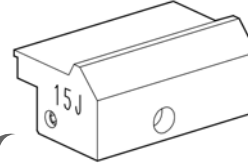
D743343ZB
14J Jaw



OPTIONAL



D743361ZB
15J Jaw



OPTIONAL

D747839ZB
Cutter 02LW



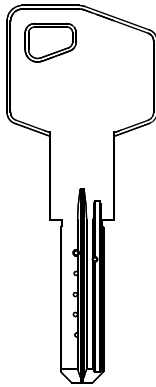
OPTIONAL

D743671ZB
Cutter 02L



FOR:

MG MONTI (I)



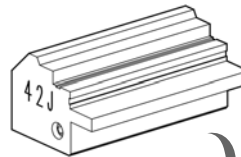
(HSP)

System protected by a password issued by Silca on receipt of authorization.

OPTIONAL



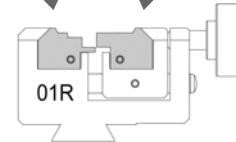
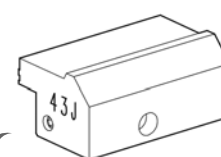
D744491ZB
42J Jaw



OPTIONAL



D744493ZB
43J Jaw



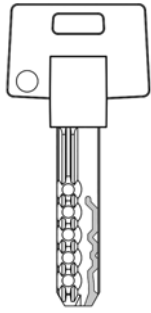
STANDARD



D742867B
Cutter 01D



FOR: **MUL.T.LOCK (IL)**



MT5 + (L)
MT5 + (R)

STANDARD

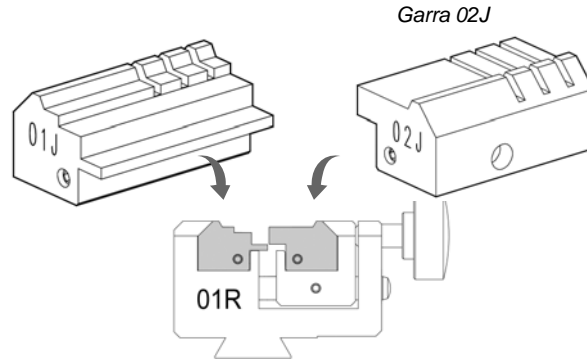


D943253ZR
01J Jaw

STANDARD



D943254ZR
02J Jaw



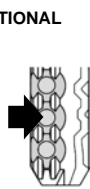
Garra 02J

OPTIONAL



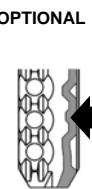
D745913ZB
Tracer point 05T

OPTIONAL



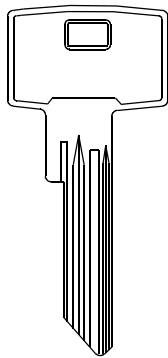
D743746ZB
Cutter 04D

OPTIONAL



D743744ZB
Cutter 05L

FOR: **PFAFFENHAIN (D)**



(K14)

OPTIONAL

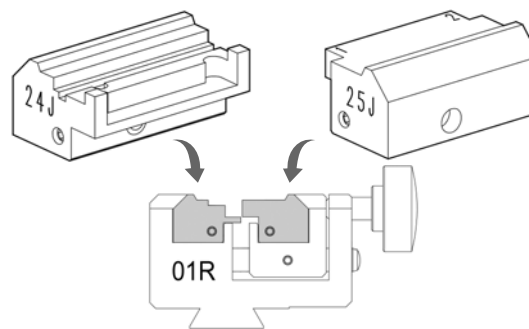


D744309ZB
24J Jaw

OPTIONAL



D744311ZB
25J Jaw



STANDARD

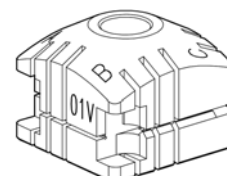


D742867ZB
Cutter 01D

STANDARD



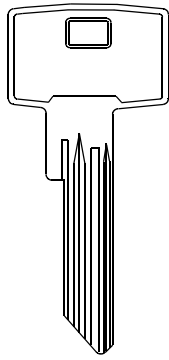
D942846ZR
01V clamp



FUTURA PRO



FOR: **PFAFFENHAIN (D)**



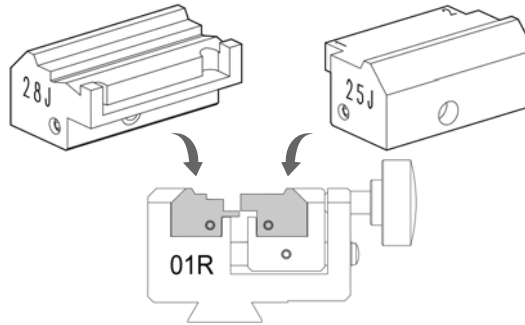
(KV14 - XY14)
(KV14 - XV14)


OPTIONAL **D744313ZB**
28J Jaw





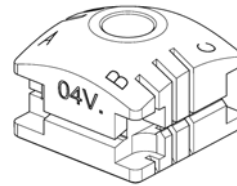
OPTIONAL **D744311ZB**
25J Jaw



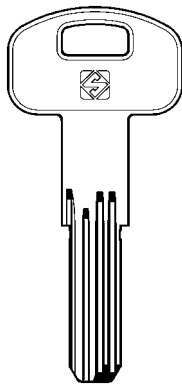



STANDARD **D742867ZB**
Cutter 01D


OPTIONAL **D744373ZB**
Clamp 04V





FOR: **SECUREMME (I)**



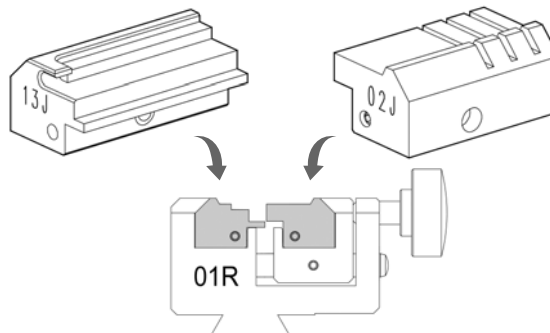

SCM2
K1


OPTIONAL **D743341ZB**
13J Jaw



STANDARD **D943254ZR**
02J Jaw





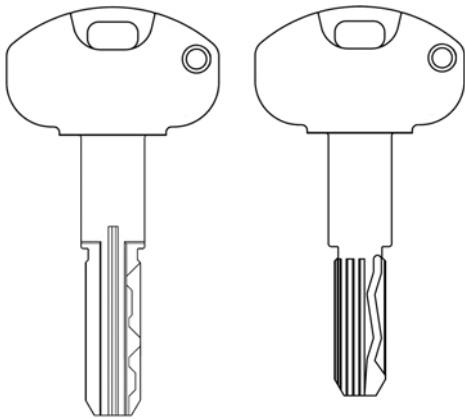
OPTIONAL **D743673ZB**
Cutter 02D




FUTURA PRO



FOR: **SECUREMME (I)**




(K3)
5 pin

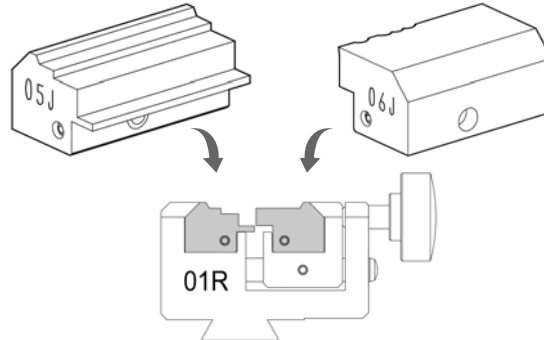

(K3)
5+5 pin

OPTIONAL



D743261ZB
05J Jaw

D743262ZB
06J Jaw

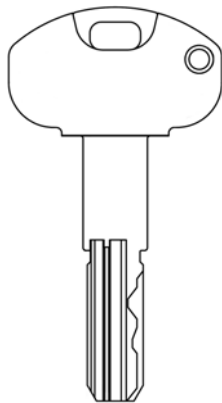


OPTIONAL



D743673ZB
Cutter 02D

FOR: **SECUREMME (I)**



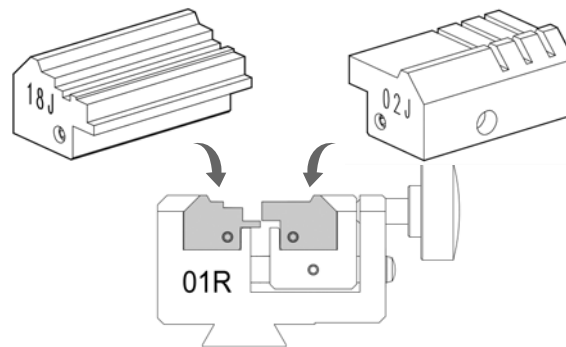

(K5)
6 pin

OPTIONAL



D744017ZB
18J Jaw

STANDARD **D943254ZR**
02J Jaw



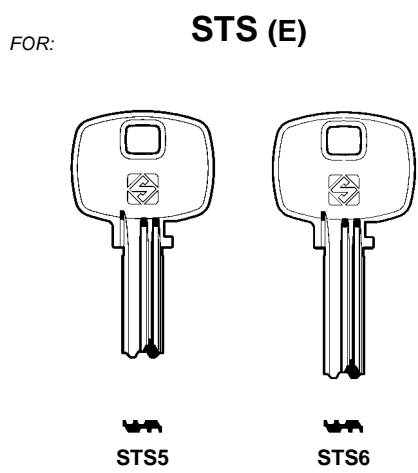
OPTIONAL



D743673ZB
Cutter 02D

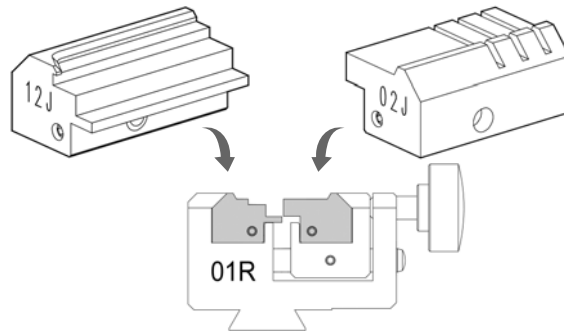
System protected by a password issued by Silca on receipt of authorization.




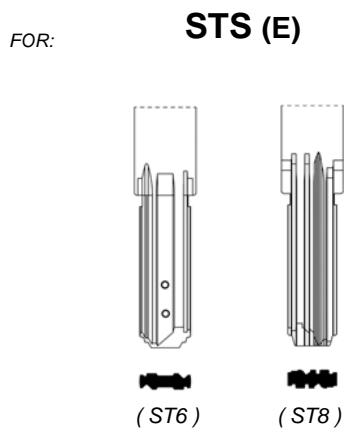


OPTIONAL **D743340ZB** 12J Jaw
 CODE COPY

STANDARD **D943254ZR** 02J Jaw
 CODE COPY



STANDARD **D742867ZB** Cutter 01D

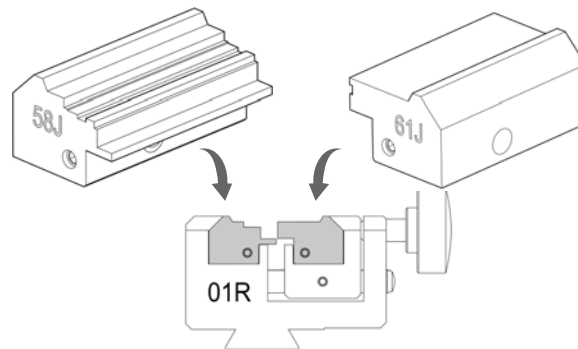



SYSTEM	CARD	SN
ST6	2986	1131
ST8	3006	1151


System protected by a password issued by Silca on receipt of authorization.

OPTIONAL **D746544ZB** 58J Jaw
 CODE COPY

OPTIONAL **D746839ZB** 61J Jaw
 CODE COPY



OPTIONAL **D744508ZB** Cutter 09D

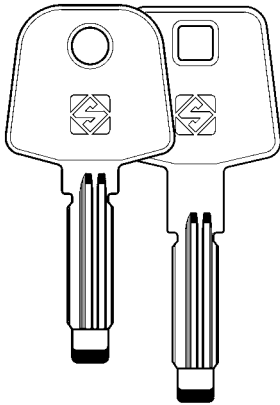


FUTURA PRO



FOR:

VACHETTE (F)



VAC91 VAC104


VAC103 VAC105

(VACHETTE RADIAL)

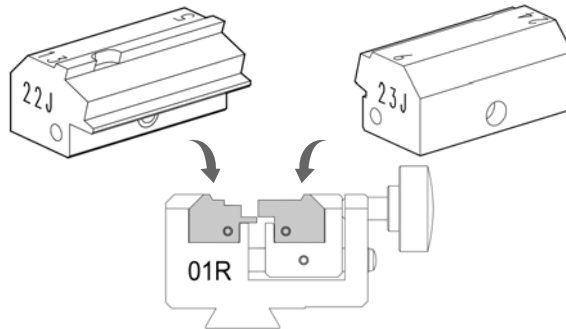
OPTIONAL



D744287ZB
22J Jaw



D744288ZB
23J Jaw



OPTIONAL



D743674ZB
Cutter 03D

FOR:

VIRO (I)



(Palladium)

System protected by a password issued by Silca on receipt of authorization.

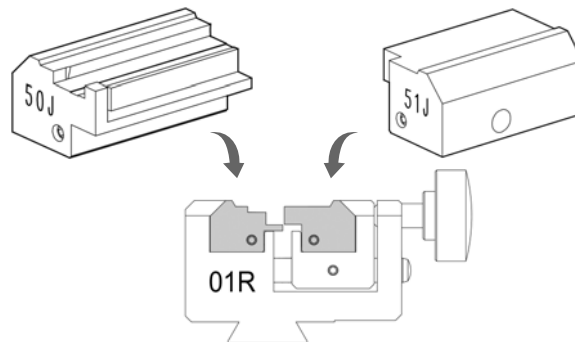
OPTIONAL



D744560ZB
50J Jaw



D744634ZB
51J Jaw




OPTIONAL



D743673ZB
Cutter 02D

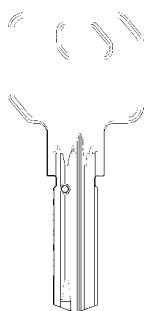


FUTURA PRO



FOR:

WILKA (D)



(PR100)
(Carat - P1)

OPTIONAL



D744309ZB

24J Jaw

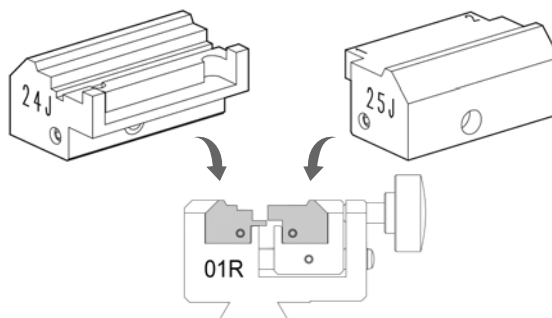


OPTIONAL



D744311ZB

25J Jaw



OPTIONAL

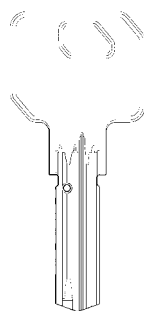


D743673ZB

Cutter 02D

FOR:

WILKA (D)



(PR300)
(Carat - P3)

OPTIONAL



D744503ZB

48J Jaw

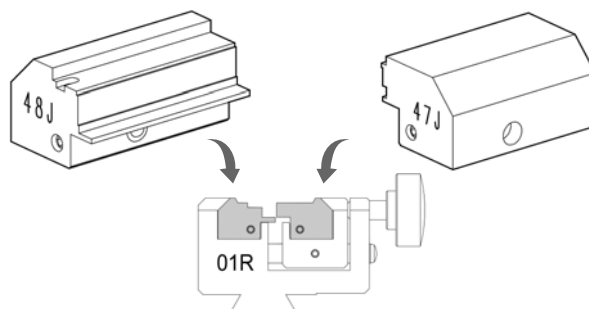


OPTIONAL



D744501ZB

47J Jaw



STANDARD



D742867ZB

Cutter 01D

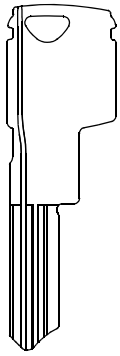


FUTURA PRO



FOR:

WINKHAUS (D)



(RPE - RPS)

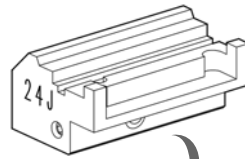
System protected by a password issued by Silca on receipt of authorization.

OPTIONAL



D744309ZB

24J Jaw

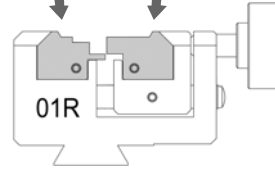
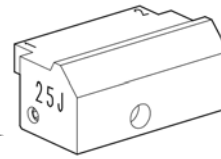


OPTIONAL



D744311ZB

25J Jaw



OPTIONAL



D744353ZB

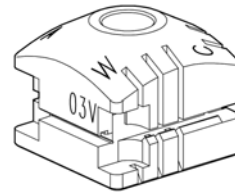
Cutter 06D

OPTIONAL



D744369ZB

Clamp 03V



FUTURA PRO





FOR:

AUDI (D)
 FORD (D)
 PORSCHE (D)
 SEAT (E)
 SKODA (CZ)
 VOLKSWAGEN (D)




 HU66MH


 HU66P

 HU66AT5
 HU66AT6


 HU66EHP


 HU66T5
 HU66T6

 HU66T10 HU66CT5


 HU66T15 HU66DT5

 HU66FH

 HU66T23 HU66CT6

 HU66T26 HU66BT1

 HU75T

 HU66T28 HU66BT15

 HU66TE HU66BT28

HUF (D) - WITTE (D)

OPTIONAL

D744023ZB

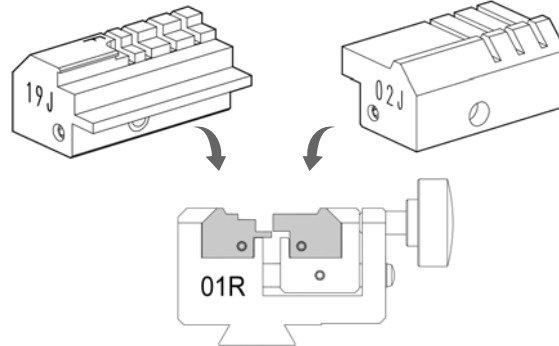
19J Jaw



STANDARD

D943254ZR

02J Jaw



STANDARD



D747838ZB

Cutter 01LW

OPTIONAL




D742606ZB

Cutter 01L



FUTURA PRO



FOR: **BMW (D)**



HU92RP **HU92RKP** **HU92RMH**

STANDARD

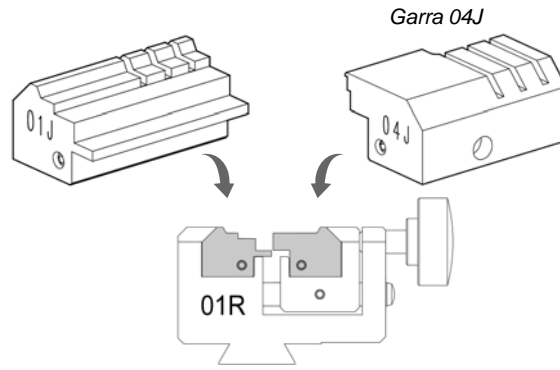


D943253ZR
01J Jaw

OPTIONAL **D743256ZB**



04J Jaw



STANDARD



D747838ZB
Cutter 01LW

OPTIONAL



D742606ZB
Cutter 01L

FOR: **CITROËN (F)**




SX9CP **SX9GP** **SX9T14** **SX9MH**

SX9AP **SX9T6**
SX10BP **SX9TE**
SX11BP
SX9EHP

VALEO - SIMPLEX (F)

OPTIONAL



D708040ZB
Code adaptor B6 for SIMPLEX

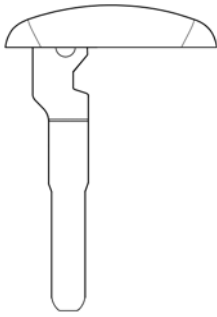


FUTURA PRO



FOR:

FORD (D)



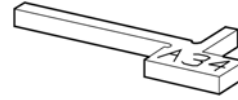
(Escape model)

OPTIONAL



D741485ZB

A34 adapter



STANDARD



D943253ZR

01J Jaw

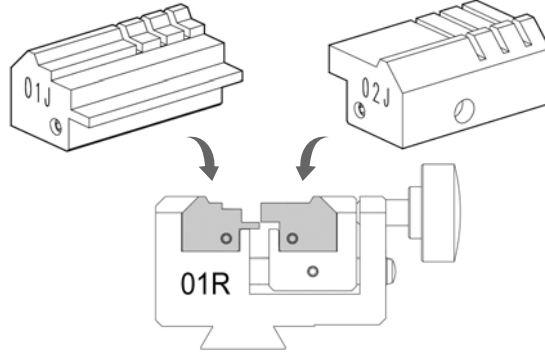


STANDARD



D943254ZR

02J Jaw



STANDARD



D747838ZB

Cutter 01LW

OPTIONAL



D742606ZB

Cutter 01L

OR

OPTIONAL



D744023ZB

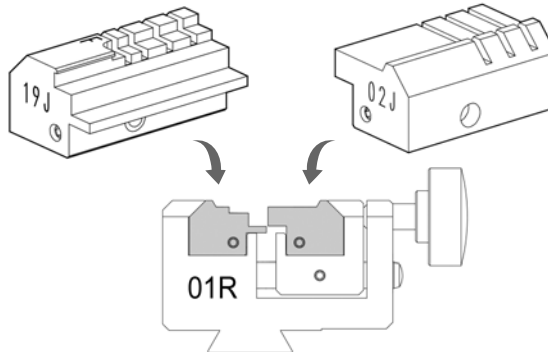


STANDARD



D943254ZR

02J Jaw



STANDARD



D747838ZB

Cutter 01LW

OPTIONAL



D742606ZB

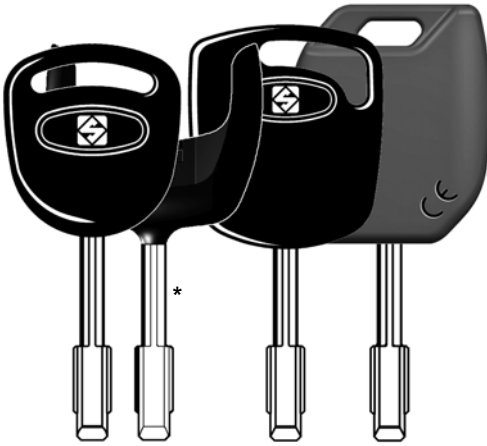
Cutter 01L



FUTURA PRO



FOR: **FORD (EU+USA)**

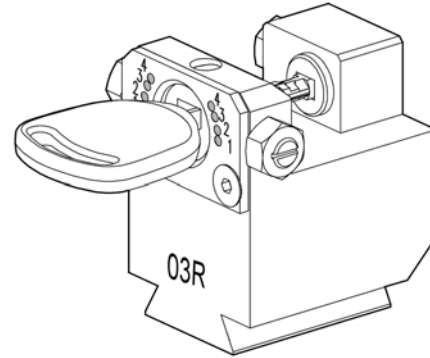


- FO21P FO21AP FO21T3 FO21MH
- FO21EH1 FO21T3M
- FO21EH2 FO21T7
- FO21TE
- FO21FH

** IMPORTANT! Key blank to be applied to the original remote control (the remote control includes the transponder chip)*

TIBBE (D)
VALEO (F)

OPTIONAL



D743276ZB
03R Clamp

STANDARD



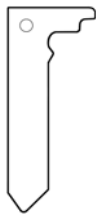
D747838ZB
Cutter 01LW

OPTIONAL



D742606ZB
Cutter 01L

FOR: **HONDA (J)**



(N-BOX - N-ONE - N-VAGON)
Emergency key

OPTIONAL



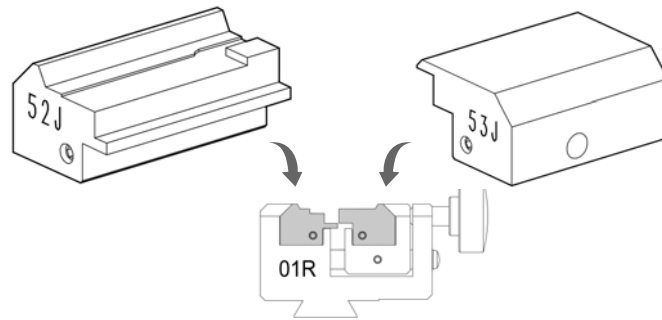
D745037ZB
52J Jaw



OPTIONAL



D745039ZB
53J Jaw



STANDARD



D747838ZB
Cutter 01LW

OPTIONAL



D742606ZB
Cutter 01L

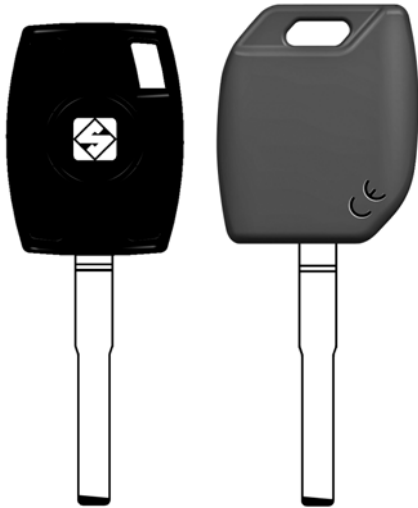


FUTURA PRO



FOR:

HUF (D)



■
HU101T17
HU101T20
HU101TE

■
HU101MH

HU101T
HU101AP
HU101EH
HU101FH

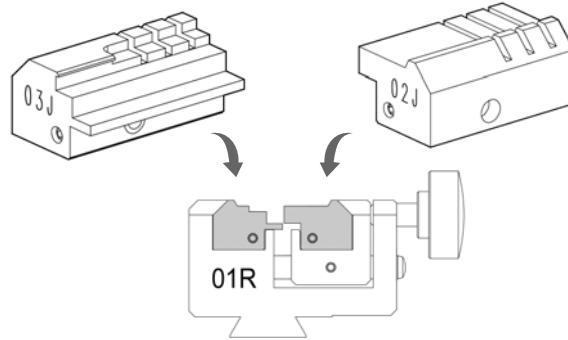
OPTIONAL

D743255ZB
03J Jaw



STANDARD

D943254ZR
02J Jaw



STANDARD



D747838ZB
Cutter 01LW

OPTIONAL



D742606ZB
Cutter 01L

OR

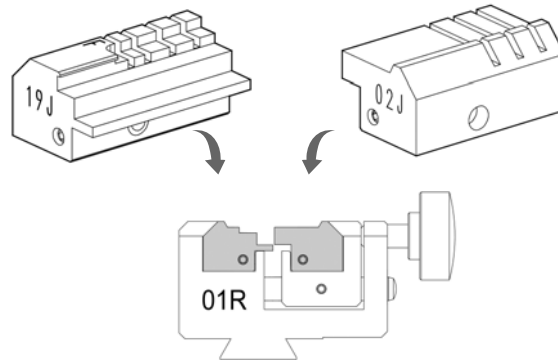
OPTIONAL

D744023ZB
19J Jaw



STANDARD

D943254ZR
02J Jaw



STANDARD



D747838ZB
Cutter 01LW


OPTIONAL



D742606ZB
Cutter 01L



FOR: **HUF (D)**

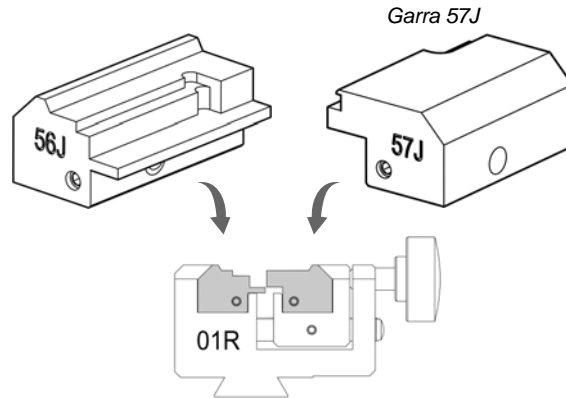


HU162T
(4T - 8W)

VOLKSWAGEN
SKODA

OPTIONAL **D746461ZB**
56J Jaw
CODE
COPY

OPTIONAL **D746467ZB**
57J Jaw
CODE
COPY



OPTIONAL **D747839ZB**
Cutter 02LW
02LW

OPTIONAL **D743671ZB**
Cutter 02L
02L

FOR: **MERCEDES (D)**



HU41P

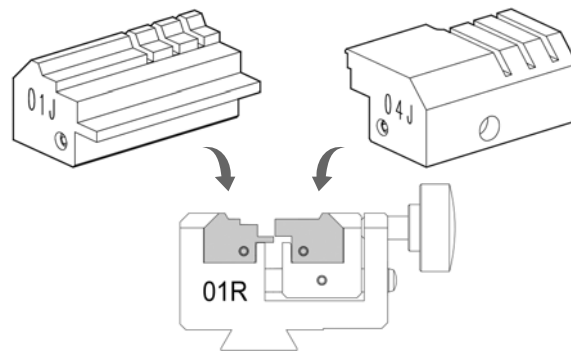
HU55P
HU61AP

HU64P
HU64T
HU65AP

HUF (D)

STANDARD **D943253ZR**
01J Jaw
CODE
COPY


OPTIONAL **D743256ZB**
04J Jaw
CODE
COPY



STANDARD **D747838ZB**
Cutter 01LW
01LW

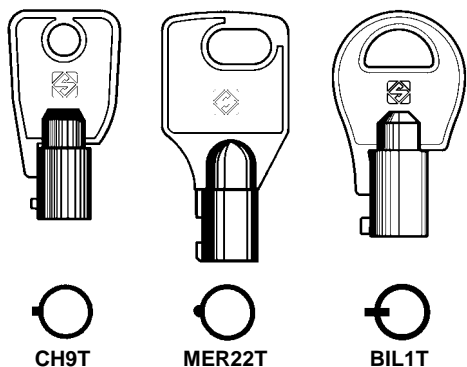
OPTIONAL **D742606ZB**
Cutter 01L
01L

FUTURA PRO



FOR: TUBULAR KEYS

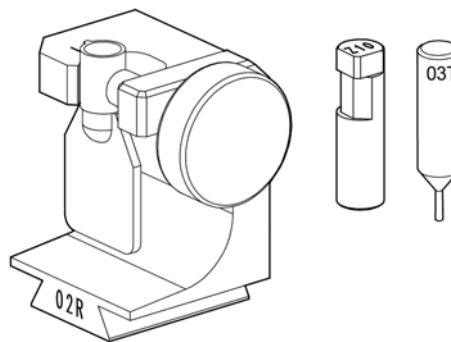
AGA (E)	
BILMA (E)	
CHICAGO (USA)	BIL1T
	CH9T
	CH16T (9.2)
	CH17T (10)
L&F (GB)	
KENSTAN (USA)	CH9T
MERONI (I)	
	MER22T (9.50)
	MER25T (9.50)
P.CORTELLEZZI (I)	
	PC12T (9.60)
	PC12TP (9.60)
	PC15T (9.60)
	PC15TP (9.60)
SILCA (I)	
	SLC1TP (9.60)
	SLC2TP (9.60)



OPTIONAL



D743275ZB
02R Clamp



OPTIONAL



D743672ZB
Cutter 03L

