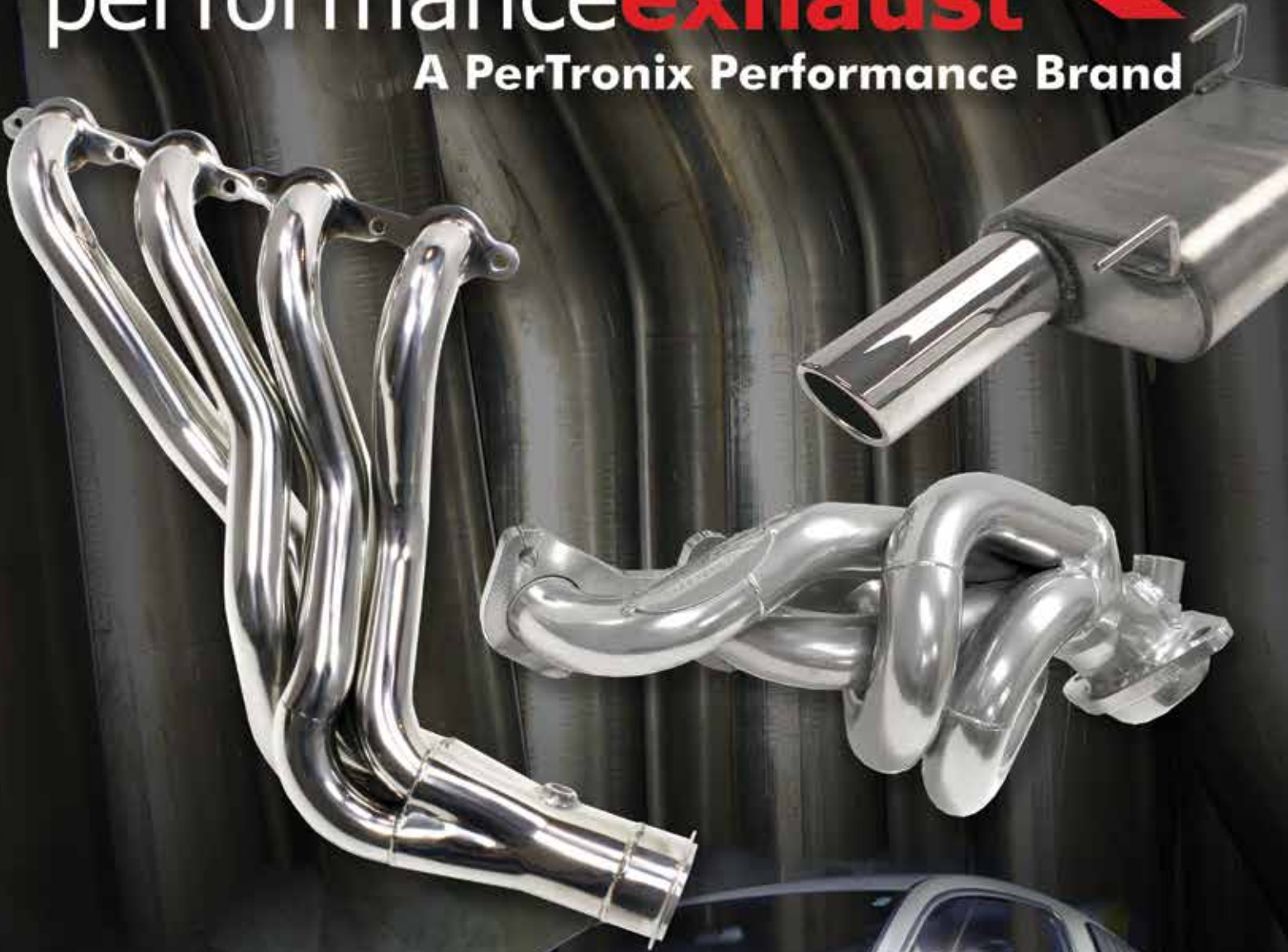


JBA[®]

performance **exhaust**

A PerTronix Performance Brand



2018

440

PERTRONIX
PERFORMANCE PRODUCTS

Welcome to the JBA Performance Exhaust product catalog. JBA is proud to celebrate our 30th anniversary and this new catalog represents the largest selection of late model domestic and import header applications by any header manufacturer. As the industry leader we continue to add new applications and high quality exhaust products to meet the demands of our customers.

As has always been our standard, JBA continues to lead the industry in California Air Resources Board Executive Order numbers. Your new catalog will reflect this with current E.O. Coverage on almost all *Cat4Ward* applications through 2017.

This year JBA expands our 304 series long tube header offering adding a cost effective 304 Stainless steel natural finish to the line creating more value in our highest grade of stainless steel header designs.

We continue to add to our 304 Series muffler selection. The JBA signature sound now can be had in eighteen different configurations all in the highest grade 304 Series stainless steel.

Don't forget to stop by the JBA Facebook page and follow us for up to the minute information as we launch new products and features there constantly.

PERTRONIX
PERFORMANCE PRODUCTS



Table of Content

JBA Products	2	High Flow Mid-Pipes	
New Applications	3	Automotive.....	22-27
Cat4Ward™ & Shorty Headers		304 Series Automotive.....	23
Automotive.....	4-8	Chevrolet.....	26
Chevrolet.....	5	Chrysler.....	26
Chrysler.....	6	Dodge.....	26
Dodge.....	6	Ford.....	26
Ford.....	7	Pontiac.....	27
Lincoln.....	8	High Flow Mid-Pipes	
Mercury.....	8	Truck & SUV.....	28-29
Pontiac.....	8	Cadillac.....	28
Cat4Ward™ & Shorty Headers		Chevrolet/GMC.....	28
Truck & SUV.....	9-17	Dodge.....	29
Cadillac.....	9	Jeep.....	29
Chevrolet/GMC.....	9	Toyota.....	29
Dodge.....	12	Exhaust Systems	
Ford.....	13	Automotive.....	30-32
Hummer.....	15	Chevrolet.....	31
Infinity.....	15	Chrysler.....	31
Jeep.....	15	Dodge.....	31
Lincoln.....	15	Ford.....	31
Mazda.....	15	Pontiac.....	32
Nissan.....	16	Exhaust Systems	
Toyota.....	17	Truck & SUV.....	33-36
Long Tube Headers		Chevrolet/GMC.....	33
Automotive.....	18-21	Dodge.....	34
304 Series Automotive.....	19	Ford.....	35
Chevrolet.....	20	Hummer.....	35
Chrysler.....	20	Jeep.....	35
Dodge.....	20	Nissan.....	36
Ford.....	21	Toyota.....	36
Pontiac.....	21	JBA Mufflers.....	37-41
Long Tube Headers		Ignition Wires.....	38
Truck & SUV.....	22-23	JBA Exhaust Tips.....	40
Cadillac.....	22	Accessories.....	41
Chevrolet/GMC.....	22	Exhaust Gaskets.....	42
Dodge.....	23	Image Gallery.....	44-59
Ford.....	23	Cat4Ward Headers.....	44
Jeep.....	23	Long Tube Headers.....	50
Hummer.....	23	Mufflers.....	53
Nissan.....	23	Exhaust Systems.....	54
Infinity.....	23	Accessories.....	59
Toyota.....	23		

JBA PRODUCTS



HEADERS

The first step in creating an efficient and powerful exhaust system is the addition of JBA Headers. Premium quality, heavy-duty stainless steel construction, and massive power gains are key elements to the JBA design philosophy. JBA offers a variety of smog legal Cat4ward® shorty headers and Racing long tubes to suit most popular applications.



EXHAUST SYSTEMS

JBA Performance exhaust systems add even more power potential to your car, truck, or SUV. Power, sound, and quality are built into each of these premium systems. JBA's stainless steel construction, high flow 304 SS muffler designs, and great looking 304 SS tips are the perfect compliment to any vehicle. Get a higher level of performance with a JBA performance exhaust system.



MID-PIPES

JBA mid-pipes free up more valuable power by eliminating restriction between the headers and exhaust system. These components feature mandrel-bent stainless steel construction, factory style mounting, and high flow catalytic converters.* Many of these systems can be installed with stock manifolds, while others are required for installation of JBA Headers.

* Not available on all applications



IGNITION WIRES

Installing new JBA headers? Doing a tune-up? Install a set of JBA PowerCables™ ignition wires. They are loaded with features usually found on wires costing 20% more, plus they are backed by JBA's reputation for quality and reliability. Each set is custom tailored and pre-labeled with cylinder I.D. tags for an easy installation.

HEADER FINISHES

STAINLESS STEEL



All JBA headers feature stainless steel construction for maximum durability. Stainless steel is stronger than mild steel and minimizes exhaust noise. Bare stainless finish. Street to Severe-Duty.

SILVER CERAMIC



Silver ceramic coating can withstand metal temperatures in excess of 1500 degrees Fahrenheit. The coating provides a polished silver appearance. Street to Severe-Duty.

TITANIUM CERAMIC



Titanium ceramic is the most durable finish available. It is offered for the most severe applications. This finish has a heat range of 1600 degrees Fahrenheit and has a titanium gray color. Extreme-Duty.



50 STATE LEGAL

More C.A.R.B. EO's than ANY other Header Manufacturer!

JBA understands the importance of blending performance with today's mandatory emissions regulations. Beginning with the development of the very first Cat4Ward™ design over 30 years ago **JBA Performance Exhaust** has worked closely with the California Air Resources Board (C.A.R.B.). **JBA Performance Exhaust** continues to produce and bring to market more 50 State Emissions Legal header applications than any other manufacturer. Over the past 30 years we have watched emissions laws and standards grow beyond California's borders into as many as 15 other States. The adoption of California emissions requirements by other states will most likely continue over the years. JBA recognizes this and is committed to bringing performance to our customers within these guidelines. Not only does JBA work closely with C.A.R.B. to gain Executive Order (EO) numbers for new applications, we work diligently to bring up to date and re-test applications as needed to ensure our EO's are the most current in the industry. Most JBA Cat4Ward Headers ship with a certified emissions decal which displays the appropriate C.A.R.B. Executive Order Number for easy identification. Refer to the codes below to confirm that your header application is covered by one of our Executive Order numbers. Combined with JBA's famous reputation for quality and engineering, you can rest assured that you will get the most performance for your hard earned money, while keeping your vehicle emissions legal no matter where you live.

Emission Codes

JBA Performance Exhaust uses a voluntary product identification program whereby all emission sensitive products can be identified by placing numbered labels in product packaging and listing corresponding numeric codes next to each part number. The corresponding numbers and explanations are as follows:



This Product has been granted a California Air Resources Board (CARB) "E.O" (Executive Order) Exemption, or is considered a Direct Replacement or Consolidated Replacement part. It is 50 State Legal when installed on the appropriate vehicle per the Manufacturer Application guide and Installation Instructions.



This product is Legal for use on 1974 and older Non-Catalyst equipped vehicles and is considered a "Replacement Part" per California Air Resources Board regulations, as long as ALL emissions sensitive components are retained, Including EGR, A.I.R., Heat Risers etc. Failure to retain any of these components, or use on 1975 or newer Catalyst equipped vehicles, would render this product Illegal for Street or Off Highway use and may only be used for Closed Course Competition.




This product is ILLEGAL for Street or Off Highway use and is only intended for Closed Course Competition use, EXCEPT for 1965 and older US manufactured, California Certified vehicles; 1967 and older US manufactured, Federal Certified vehicles, or 1967 and older Foreign manufactured vehicles, which may have this product installed as long as the vehicle still meets emissions standards for the year of the vehicle and retains any original or retrofit emissions control devices, including EGR, A.I.R. and any NOx device required for the year of the vehicle.

SHORTY HEADERS

PERFORMANCE THROUGH TECHNOLOGY

JBA shorty headers are one of the best performance upgrades available for any application. Hot Rod magazine rated headers as one of the top 10 power parts installed on a vehicle. JBA shorty headers are significantly less restrictive than the stock manifolds on a vehicle and dramatically increase the power and efficiency of an engine. JBA's original shorty design is an innovation of the old long tube header. The new shorty designs yield high performance gains that hot rodders and enthusiasts look for. With durable stainless steel construction that can survive the abuse of racing, towing, and daily driving, these headers can take a beating. With heavy duty features and state of the art technology, like the JBA Firecone® collector, JBA shorty headers have the capacity to produce more power than any other shorty headers on the market. Each system includes high quality hardware and thorough instructions for a professional no-leak installation.

Part No. 1677SJS



JBA HEADER FEATURES:

1. Mandrel-bent stainless steel primary tubes
2. Proprietary JBA Firecone® collector
3. Factory style emission connections
4. Extra thick collector domes
5. JBA Badge
6. 3/8 thick CNC laser-cut flanges
7. Oversized exhaust ports
8. Silver Ceramic Coating

JBA HEADER BENEFIT:

- Best flow, durability, improved throttle response
- Race proven technology for maximum hp/tq gains
- Easier installation
- Will not distort like lesser quality headers, no leaks
- Authentic JBA Quality
- Resists warping, prevents leaks, & easier install
- Increased flow, accommodates head porting
- Thermal barrier for lower under hood temperatures

Automotive Cat4ward® & Shorty Headers

Year	Engine	Application	Emission Code	Description	Tube Size (in)	Notes	Stainless Steel	Silver Ceramic	Titanium Ceramic
CHEVROLET Cars									
CAMARO									
2017	6.2L	All	3	Cat4ward® Shorty	1 3/4"	10,16	1818S	1818SJS	1818SJT
2016	6.2L	All	1	Cat4ward® Shorty	1 3/4"	5,10,16	1818S	1818SJS	1818SJT
10-15	6.2L	All	1	Cat4ward® Shorty	1 3/4"	5,10,16,29	1812S	1812SJS	1812SJT
10-11	3.6L	All	1	Cat4ward® Shorty	1 3/4"	3,5,16	1816S	1816SJS	1816SJT
01-02	5.7L LS1	All	1	Cat4ward® Shorty	1 5/8"	5,16	1808S-1	1808S-1JS	1808S-1JT
2000	5.7L LS1	All	1	Cat4ward® Shorty	1 5/8"	5,16	-	1808SJS	1808SJT
CHEVELLE									
64-77	265/400	Carb w/o air inj	1	Shorty	1 5/8"	3,6,10,13,15	1830S-6	1830S-6JS	1830S-6JT
CORVETTE									
01-04	5.7L LS1/LS6	All	1	Cat4ward® Shorty	1 3/4"	5,16	1817S-5	1817S-5JS	-
92-96	5.7L LT1	All	1	Cat4ward® Shorty	1 5/8"	5,16	1815S	1815SJS	1815SJT
57-74	265/400	w/o air inj	2	Shorty, center exit	1 5/8"	3	1815S-1	1815S-1JS	1815S-1JT
EL CAMINO									
65-87	265/400	Carb w/o air inj	1	Shorty	1 5/8"	3,6,10,13,15	1830S-6	1830S-6JS	1830S-6JT
MALIBU									
64-83	265/400	Carb w/o air inj	1	Shorty	1 5/8"	3,6,10,13,15	1830S-6	1830S-6JS	1830S-6JT
SS									
2017	6.2L	All	3	Cat4ward® Shorty	1 3/4"	10,16	1813S	1813SJS	1813SJT
14-16	6.2L	All	1	Cat4ward® Shorty	1 3/4"	5,10,16	1813S	1813SJS	1813SJT
UNIVERSAL									
ALL	265/400	D-Port	2	Shorty, center exit	1 5/8"	3	1815S-2	1815S-2JS	1815S-2JT
ALL	265/400	Rectangle Port	2	Shorty, center exit	1 5/8"	3	1815S-1	1815S-1JS	1815S-1JT

- 1 Fits most Z-bars. Vehicles may require Z-Bar modification or new JBA Z-Bar P/N 1650Z for proper fit.
- 2 Bolts into factory Y-pipe with 85 GT Mustang heat riser valve.
- 3 Installation requires welding/modification to exhaust system.
- 5 50-State Smog Legal header: C.A.R.B. E.O. # D-57-33, D-57-35 or D-57-36
- 6 Use big block flapper valve for smog legal applications.
- 10 Spark plug boots are changed from stock.
- 13 Automatic transmission only.
- 15 For use with straight plug heads only.
- 16 Direct replacement for factory manifold, installation hardware kit included.
- 23 Will not fit P-Head
- 29 Matching mid-pipes available, mid-pipes are not emissions legal.
- 58 Fits Ford AOD Transmissions



Automotive Cat4ward® & Shorty Headers

Year	Engine	Application	Emission Code	Description	Tube Size (in)	Notes	Stainless Steel	Silver Ceramic	Titanium Ceramic
CHRYSLER Cars									
300C									
2017	6.4L	All	3	Cat4ward® Shorty	1 7/8"	16,29	1968S	1968SJS	1968SJT
15-16	6.4L	All	1	Cat4ward® Shorty	1 7/8"	5,16,29	1968S	1968SJS	1968SJT
05-14	6.1/6.4L	All	1	Cat4ward® Shorty	1 7/8"	5,16,29	1965S	1965SJS	1965SJT
2017	5.7L	All	3	Cat4ward® Shorty	1 3/4"	16,29	1964S-1	1964S-1JT	1964S-1JT
09-16	5.7L	All	1	Cat4ward® Shorty	1 3/4"	5,16,29	1964S-1	1964S-1JT	1964S-1JT
05-10	3.5L	All	1	Cat4ward® Shorty	1 5/8"	5,16	1920S	1920SJS	1920SJT
04-08	5.7L	All	1	Cat4ward® Shorty	1 3/4"	5,16,29	1964S	1964SJS	1964SJT
PT CRUISER									
01-10	2.4L	Non turbo	1	Cat4ward® Shorty	1 1/2"	5,16	-	1937SJS	-
DODGE Cars									
CHARGER									
2017	6.2L	HELLCAT	3	Cat4ward® Shorty	1 7/8"	16,29	1968S	1968SJS	1968SJT
2017	6.4L	All	3	Cat4ward® Shorty	1 7/8"	16,29	1968S	1968SJS	1968SJT
15-16	6.2L	HELLCAT	1	Cat4ward® Shorty	1 7/8"	5,16,29	1968S	1968SJS	1968SJT
15-16	6.4L	All	1	Cat4ward® Shorty	1 7/8"	5,16,29	1968S	1968SJS	1968SJT
05-14	6.1/6.4L	All	1	Cat4ward® Shorty	1 7/8"	5,16,29	1965S	1965SJS	1965SJT
2017	5.7L	All	3	Cat4ward® Shorty	1 3/4"	5,16,29	1964S-1	1964S-1JT	1964S-1JT
09-16	5.7L	All	1	Cat4ward® Shorty	1 3/4"	5,16,29	1964S-1	1964S-1JT	1964S-1JT
05-10	3.5L	All	1	Cat4ward® Shorty	1 5/8"	5,16	1920S	1920SJS	1920SJT
05-08	5.7L	All	1	Cat4ward® Shorty	1 3/4"	5,16,29	1964S	1964SJS	1964SJT
MAGNUM									
05-09	6.1/6.4L	All	1	Cat4ward® Shorty	1 7/8"	5,16,29	1965S	1965SJS	1965SJT
05-10	3.5L	All	1	Cat4ward® Shorty	1 5/8"	5,16	1920S	1920SJS	1920SJT
05-08	5.7L	All	1	Cat4ward® Shorty	1 3/4"	5,16,29	1964S	1964SJS	1964SJT
CHALLENGER									
2017	6.2L	HELLCAT	3	Cat4ward® Shorty	1 7/8"	16,29	1968S	1968SJS	1968SJT
2017	6.4L	All	3	Cat4ward® Shorty	1 7/8"	16,29	1968S	1968SJS	1968SJT
15-16	6.2L	HELLCAT	1	Cat4ward® Shorty	1 7/8"	5,16,29	1968S	1968SJS	1968SJT
15-16	6.4L	All	1	Cat4ward® Shorty	1 7/8"	5,16,29	1968S	1968SJS	1968SJT
08-14	6.1/6.4L	All	1	Cat4ward® Shorty	1 7/8"	5,16,29	1965S	1965SJS	1965SJT
2017	5.7L	All	3	Cat4ward® Shorty	1 3/4"	16,29	1964S-1	1964S-1JS	1964S-1JT
09-16	5.7L	All	1	Cat4ward® Shorty	1 3/4"	5,16,29	1964S-1	1964S-1JS	1964S-1JT
08-10	3.5L	All	1	Cat4ward® Shorty	1 5/8"	5,16	1920S	1920SJS	1920SJT

- 1 Fits most Z-bars. Vehicles may require Z-Bar modification or new JBA Z-Bar P/N 1650Z for proper fit.
- 2 Bolts into factory Y-pipe with 85 GT Mustang heat riser valve.
- 3 Installation requires welding/modification to exhaust system.
- 5 50-State Smog Legal header; C.A.R.B. E.O. # D-57-33, D-57-35 or D-57-36
- 6 Use big block flapper valve for smog legal applications.
- 10 Spark plug boots are changed from stock.
- 13 Automatic transmission only.
- 15 For use with straight plug heads only.
- 16 Direct replacement for factory manifold, installation hardware kit included.
- 23 Will not fit P-Head
- 29 Matching mid-pipes available, mid-pipes are not emissions legal.
- 58 Fits Ford AOD Transmissions



Automotive Cat4ward® & Shorty Headers

Year	Engine	Application	Emission Code	Description	Tube Size (in)	Notes	Stainless Steel	Silver Ceramic	Titanium Ceramic
FORD Cars									
COBRA / GT350 / GT500 / MACH 1									
15-16	5.2L	GT350	1	Cat4ward® Shorty	1 5/8"	5,16	1690S	1690SJS	1690SJT
07-14	5.4L/5.8L	GT500	1	Cat4ward® Shorty	1 5/8"	5,16,29	1695S	1695SJS	1695SJT
03-04	4.6L 4V	Mach I	1	Cat4ward® Shorty	1 5/8"	5,16,29	1625S-7	-	1625S-7JT
99-04	4.6L 4V	Cobra	1	Cat4ward® Shorty	1 5/8"	5,16,29	1625S-7	-	1625S-7JT
96-97	4.6L 4V	Cobra	1	Cat4ward® Shorty	1 5/8"	5,16	-	-	1625S-5JT
94-95	5.0L	Cobra	1	Cat4ward® Shorty	1 5/8"	5,16	1624S-4	-	-
1993	5.0L	Cobra	1	Cat4ward® Shorty	1 5/8"	5,16	1624S-2	1624S-2JS	1624S-2JT
MUSTANG									
15-17	5.0L	All	1	Cat4ward® Shorty	1 3/4"	16	1689S	1689SJS	1689SJT
11-14	5.0L	All	1	Cat4ward® Shorty	1 3/4"	5,16,29	1685S	1685SJS	1685SJT
11-17	3.7L	All	1	Cat4ward® Shorty	1 5/8"	5,16	1618S	1618SJS	1618SJT
05-10	4.6L 3V	All	1	Cat4ward® Shorty	1 5/8"	5,16,29	1675S	1675SJS	1675SJT
05-10	4.0L	All	1	Cat4ward® Shorty	1 1/2"	5,16	1617S	1617SJS	1617SJT
99-04	3.8/3.9L	w/ air inj	1	Cat4ward® Shorty	1 1/2"	5,16	1619S-4	1619S-4JS	1619S-4JT
99-04	3.8/3.9L	w/o air inj	1	Cat4ward® Shorty	1 1/2"	5,16	1619S-1	1619S-1JS	1619S-1JT
99-04	4.6L 2V	GT / Bullitt	1	Cat4ward® Shorty	1 5/8"	5,16,29	1625S-9	1625S-9JS	1625S-9JT
94-98	3.8L	w/o air inj	1	Cat4ward® Shorty	1 1/2"	5,16	1619S	1619SJS	1619SJT
94-95	5.0L	GT	1	Cat4ward® Shorty	1 5/8"	5,16	1624S-4	-	-
86-93	5.0L	GT / LX	1	Cat4ward® Shorty	1 5/8"	5,16	1624S-2	1624S-2JS	1624S-2JT
79-85	5.0L	Carb	1	Cat4ward® Shorty	1 5/8"	2,5,16	-	-	1621SJT
65-73	289/302	All	2	Mid-length	1 5/8"	1,23,29,58	1650S	1650SJS	1650SJT
65-73	289/302	GT40 P-Head	2	Mid-length	1 5/8"	1,29,58	1650S-2	1650S-2JS	1650S-2JT
65-73	351W	All	2	Mid-length	1 5/8"	1,23,29,58	1653S	1653SJS	1653SJT
65-73	351W	T-5/T56 w/cable clutch	2	Mid-length	1 5/8"	23,29	1655S	1655SJS	1655SJT
THUNDERBIRD									
94-97	4.6L 2V	All	1	Cat4ward® Shorty	1 1/2"	5,16	1626S	1626SJS	1626SJT
UNIVERSAL									
ALL	289/351	All	2	Block Hugger	1 5/8"	3	1615S	1615SJS	1615SJT



Automotive Cat4ward® & Shorty Headers

Year	Engine	Application	Emission Code	Description	Tube Size (in)	Notes	Stainless Steel	Silver Ceramic	Titanium Ceramic
LINCOLN Cars									
MARK VII									
86-93	5.0L	All	1	Cat4ward® Shorty	1 5/8"	5,16	1624S-2	1624S-2JS	1624S-2JT
MERCURY Cars									
COUGAR									
94-97	4.6L 2V	All	1	Cat4ward® Shorty	1 1/2"	5,16	1626S	1626SJS	1626SJT
67-73	289/302	All	2	Mid-length	1 5/8"	1,23,29,58	1650S	1650SJS	1650SJT
67-73	351W	All	2	Mid-length	1 5/8"	1,23,29,58	1653S	1653SJS	1653SJT
65-73	289/302	GT40 P-Head	2	Mid-length	1 5/8"	1,29,58	1650S-2	1650S-2JS	1650S-2JT
65-73	351W	T-5/T56 w/cable clutch	2	Mid-length	1 5/8"	1,23,29	1655S	1655SJS	1655SJT
PONTIAC Cars									
FIREBIRD / TRANS AM									
01-02	5.7L LS1	All	1	Cat4ward® Shorty	1 5/8"	5,16	1808S-1	1808S-1JS	1808S-1JT
2000	5.7L LS1	All	1	Cat4ward® Shorty	1 5/8"	5,16	-	1808SJS	1808SJT
G8									
08-09	6.0L/6.2L	All	1	Cat4ward® Shorty	1 3/4"	5,16	1811S	1811SJS	1811SJT
GTO									
04-06	5.7/6.0L	All	1	Cat4ward® Shorty	1 5/8"	5,16,29	1809S	1809SJS	1809SJT

Power, Sound, Quality



Truck & SUV Cat4ward® & Shorty Headers

Year	Engine	Application	Emission Code	Description	Tube Size (in)	Notes	Stainless Steel	Silver Ceramic	Titanium Ceramic
CADILLAC Trucks and SUVs									
ESCALADE / ESV / EXT									
15-16	6.2L DFI	w/o egr	1	Cat4ward® Shorty	1 5/8"	5,16	1850S-4	1850S-4JS	1850S-4JT
16-17	5.3L DFI	w/o egr	3	Cat4ward® Shorty	1 5/8"	16	1850S-4	1850S-4JS	1850S-4JT
2015	5.3L DFI	w/o egr	1	Cat4ward® Shorty	1 5/8"	5,16	1850S-4	1850S-4JS	1850S-4JT
07-14	6.0/6.2L	w/o egr, non DFI	1	Cat4ward® Shorty	1 5/8"	5,16	1850S-2	1850S-2JS	1850S-2JT
02-13	4.8/5.3L	w/o egr	1	Cat4ward® Shorty	1 5/8"	5,16	1850S-2	1850S-2JS	1850S-2JT
03-06	6.0L	w/o egr	1	Cat4ward® Shorty	1 5/8"	5,16	1850S-3	1850S-3JS	1850S-3JT
99-02	6.0L	w/ egr	1	Cat4ward® Shorty	1 5/8"	5,16	1850S-1	1850S-1JS	1850S-1JT
98-00	5.7L	w/ air inj	1	Cat4ward® Shorty	1 1/2"	5,16	1832S-2	1832S-2JS	1832S-2JT
96-00	5.7L	w/o air inj	1	Cat4ward® Shorty	1 1/2"	5,16	1832S	1832SJS	1832SJT
CHEVROLET & GMC Trucks and SUVs									
AVALANCHE									
07-13	6.0/6.2L	w/o egr	1	Cat4ward® Shorty	1 5/8"	5,16	1850S-2	1850S-2JS	1850S-2JT
02-13	4.8/5.3L	w/o egr	1	Cat4ward® Shorty	1 5/8"	5,16	1850S-2	1850S-2JS	1850S-2JT
04-06	8.1L	w/o air inj	1	Cat4ward® Shorty	1 3/4"	3,4,5,10,29	1860S-1	1860S-1JS	1860S-1JT
02-03	8.1L	w/o air inj	1	Cat4ward® Shorty	1 3/4"	3,4,5,10,29	1860S	1860SJS	1860SJT
02-03	8.1L	w/ air inj, w/ egr	1	Cat4ward® Shorty	1 3/4"	3,4,5,10,29	1861S	1861SJS	1861SJT
BLAZER / JIMMY									
02-03	4.3L	All	1	Cat4ward® Shorty	1 1/2"	5,7,10,16	1840S-3	1840S-3JS	1840S-3JT
99-01	4.3L	w/ air inj	1	Cat4ward® Shorty	1 1/2"	5,7,10,16	1842S-6	-	-
96-01	4.3L	w/o air inj	1	Cat4ward® Shorty	1 1/2"	5,7,10,16	1842S-3	1842S-3JS	1842S-3JT
92-95	5.0/5.7L	w/o air inj	1	Cat4ward® Shorty	1 1/2"	5,16	1830S	1830SJS	1830SJT
88-95	4.3L	All	1	Cat4ward® Shorty	1 1/2"	5,7,10,12,16	1840S-3	1840S-3JS	1840S-3JT
87-91	5.0/5.7L	w/o air inj	1	Cat4ward® Shorty	1 5/8"	5,10,16	1830S-4	1830S-4JS	1830S-4JT
87-91	5.0/5.7L	w/ air inj	1	Cat4ward® Shorty	1 5/8"	5,10,16	1830S-5	1830S-5JS	1830S-5JT
69-86	5.0/5.7L	Carb, w/o air inj	1	Cat4ward® Shorty	1 5/8"	3,5,6,10	1830S-6	1830S-6JS	1830S-6JT
SONOMA									
02-03	4.3L	4wd	1	Cat4ward® Shorty	1 1/2"	5,7,10,16	1840S-3	1840S-3JS	1840S-3JT
02-03	4.3L	2wd	1	Cat4ward® Shorty	1 1/2"	5,7,10,16	1840S-4	1840S-4JS	1840S-4JT
99-01	4.3L	2wd w/ air inj	1	Cat4ward® Shorty	1 1/2"	5,7,10,16	1842S-5	1842S-5JS	-
99-01	4.3L	4wd w/ air inj	1	Cat4ward® Shorty	1 1/2"	5,7,10,16	1842S-6	-	-
96-01	4.3L	4wd w/o air inj	1	Cat4ward® Shorty	1 1/2"	5,7,10,16	1842S-3	1842S-3JS	1842S-3JT
88-95	4.3L	2wd	1	Cat4ward® Shorty	1 1/2"	5,7,10,16	1840S-4	1840S-4JS	1840S-4JT
88-95	4.3L	4wd	1	Cat4ward® Shorty	1 1/2"	5,7,10,12,16	1840S-3	1840S-3JS	1840S-3JT

3 Installation requires welding/modification to exhaust system.

4 Requires Y-Pipe.

5 50-State Smog Legal header; C.A.R.B. E.O. # D-57-33, D-57-35 or D-57-36

6 Use big block flapper valve for smog legal applications.

7 Will not fit vehicles equipped with a "Body Lift"

10 Spark plug boots are changed from stock.

12 May require relocation of brake/fuel lines.

16 Direct replacement for factory manifold, installation hardware kit included.

29 Matching mid-pipes available.

Truck & SUV Cat4ward® & Shorty Headers

Year	Engine	Application	Emission Code	Description	Tube Size (in)	Notes	Stainless Steel	Silver Ceramic	Titanium Ceramic
CHEVROLET & GMC Trucks and SUVs (Cont)									
C/K SERIES PICK UP									
98-00	5.0/5.7L	w/ air inj	1	Cat4ward® Shorty	1 1/2"	5,16	1832S-2	1832S-2JS	1832S-2JT
96-00	5.0/5.7L	w/o air inj	1	Cat4ward® Shorty	1 1/2"	5,16	1832S	1832SJS	1832SJT
96-00	7.4L	w/o air inj, w/ egr	1	Cat4ward® Shorty	1 3/4"	3,4,5,10,29	1822S	1822SJS	1822SJT
96-00	7.4L	w/ air inj, w/ egr	1	Cat4ward® Shorty	1 3/4"	3,4,5,10,29	1823S	1823SJS	1823SJT
96-99	4.3L	All	1	Cat4ward® Shorty	1 1/2"	5,10,16	1842S	1842SJS	1842SJT
92-95	7.4L	2500 / 3500	1	Cat4ward® Shorty	1 3/4"	3,4,5,10,29	1822S-1	1822S-1JS	1822S-1JT
88-95	5.0/5.7L	w/o air inj	1	Cat4ward® Shorty	1 1/2"	5,16,29	1830S	1830SJS	1830SJT
88-95	4.3L	w/o air inj	1	Cat4ward® Shorty	1 1/2"	5,10,16,29	1840S	1840SJS	1840SJT
88-95	4.3L	w/ air inj	1	Cat4ward® Shorty	1 1/2"	5,10,16,29	1841S	1841SJS	1841SJT
88-93	7.4L	454SS w/ air inj	1	Cat4ward® Shorty	1 3/4"	3,4,5,10,29	1822S-2	1822S-2JS	1822S-2JT
88-93	7.4L	454SS w/o air inj	1	Cat4ward® Shorty	1 3/4"	3,4,5,10,29	1822S-3	1822S-3JS	1822S-3JT
1987	5.0/5.7L	w/o air inj	1	Cat4ward® Shorty	1 5/8"	5,10,16	1830S-4	1830S-4JS	1830S-4JT
1987	5.0/5.7L	w/ air inj	1	Cat4ward® Shorty	1 5/8"	5,10,16	1830S-5	1830S-5JS	1830S-5JT
65-86	5.0/5.7L	Carb, w/o air inj	1	Cat4ward® Shorty	1 5/8"	3,5,6,10,29	1830S-6	1830S-6JS	1830S-6JT
S-10									
02-03	4.3L	4wd	1	Cat4ward® Shorty	1 1/2"	5,7,10,16	1840S-3	1840S-3JS	1840S-3JT
02-03	4.3L	2wd	1	Cat4ward® Shorty	1 1/2"	5,7,10,16	1840S-4	1840S-4JS	1840S-4JT
99-01	4.3L	2wd w/ air inj	1	Cat4ward® Shorty	1 1/2"	5,7,10,16	1842S-5	1842S-5JS	-
99-01	4.3L	4wd w/ air inj	1	Cat4ward® Shorty	1 1/2"	5,7,10,16	1842S-6	-	-
96-01	4.3L	4wd w/o air inj	1	Cat4ward® Shorty	1 1/2"	5,7,10,16	1842S-3	1842S-3JS	1842S-3JT
88-95	4.3L	2wd	1	Cat4ward® Shorty	1 1/2"	5,7,10,16	1840S-4	1840S-4JS	1840S-4JT
88-95	4.3L	4wd	1	Cat4ward® Shorty	1 1/2"	5,7,10,12,16	1840S-3	1840S-3JS	1840S-3JT
SILVERADO / SIERRA									
14-16	6.0L	2500/3500 HD	1	Cat4ward® Shorty	1 5/8"	5,16	1850S-2	1850S-2JS	1850S-2JT
14-16	6.2L DFI	All	1	Cat4ward® Shorty	1 5/8"	5,16	1850S-4	1850S-4JS	1850S-4JT
2016	5.3L DFI	All	3	Cat4ward® Shorty	1 5/8"	16	1850S-4	1850S-4JS	1850S-4JT
14-15	5.3L DFI	All	1	Cat4ward® Shorty	1 5/8"	5,16	1850S-4	1850S-4JS	1850S-4JT
14-16	4.3L	All	1	Cat4ward® Shorty	1 5/8"	5,10,16	1842S-10	1842S-10JS	1842S-10JT
07-14	6.0/6.2L	w/o egr, non DFI	1	Cat4ward® Shorty	1 5/8"	5,16	1850S-2	1850S-2JS	1850S-2JT
04-06	8.1L	w/o egr	1	Cat4ward® Shorty	1 3/4"	3,4,5,10,29	1860S-1	1860S-1JS	1860S-1JT
03-13	4.3L	All	1	Cat4ward® Shorty	1 1/2"	5,16	1842S-9	1842S-9JS	1842S-9JT
03-06	6.0L	w/o egr	1	Cat4ward® Shorty	1 5/8"	5,16	1850S-3	1850S-3JS	1850S-3JT
02-13	4.8/5.3L	w/o egr	1	Cat4ward® Shorty	1 5/8"	5,16	1850S-2	1850S-2JS	1850S-2JT
01-03	8.1L	w/o air inj	1	Cat4ward® Shorty	1 3/4"	3,4,5,10,29	1860S	1860SJS	1860SJT
01-03	8.1L	w/ air inj w/ egr	1	Cat4ward® Shorty	1 3/4"	3,4,5,10,29	1861S	1861SJS	1861SJT
99-02	4.3L	w/ air inj	1	Cat4ward® Shorty	1 1/2"	5,16	1842S-1	1842S-1JS	1842S-1JT
99-02	4.3L	w/o air inj	1	Cat4ward® Shorty	1 1/2"	5,16	1842S-2	1842S-2JS	1842S-2JT
99-02	6.0L	w/o egr	1	Cat4ward® Shorty	1 5/8"	5,16	1850S-1	1850S-1JS	1850S-1JT
99-01	4.8/5.3L	w/o air inj, w/ egr	1	Cat4ward® Shorty	1 5/8"	5,16	1850S	1850SJS	1850SJT
99-01	4.8/5.3L	w/ air inj w/ egr	1	Cat4ward® Shorty	1 5/8"	5,16	1851S	1851SJS	1851SJT

Truck & SUV Cat4ward® & Shorty Headers

Year	Engine	Application	Emission Code	Description	Tube Size (in)	Notes	Stainless Steel	Silver Ceramic	Titanium Ceramic
CHEVROLET & GMC Trucks and SUVs (Cont)									
SUBURBAN / YUKON XL									
15-16	6.2L DFI	All	1	Cat4ward® Shorty	1 5/8"	5,16	1850S-4	1850S-4JS	1850S-4JT
2016	5.3L DFI	All	3	Cat4ward® Shorty	1 5/8"	16	1850S-4	1850S-4JS	1850S-4JT
14-15	5.3L DFI	All	1	Cat4ward® Shorty	1 5/8"	5,16	1850S-4	1850S-4JS	1850S-4JT
07-14	6.0/6.2L	w/o egr, non DFI	1	Cat4ward® Shorty	1 5/8"	5,16	1850S-2	1850S-2JS	1850S-2JT
04-06	8.1L	w/o egr	1	Cat4ward® Shorty	1 3/4"	3,4,5,10,29	1860S-1	1860S-1JS	1860S-1JT
03-06	6.0L	w/o egr	1	Cat4ward® Shorty	1 5/8"	5,16	1850S-3	1850S-3JS	1850S-3JT
2014	5.3L	w/o egr	3	Cat4ward® Shorty	1 5/8"	16	1850S-2	1850S-2JS	1850S-2JT
02-13	4.8/5.3L	w/o egr	1	Cat4ward® Shorty	1 5/8"	5,16	1850S-2	1850S-2JS	1850S-2JT
01-03	8.1L	w/o air inj	1	Cat4ward® Shorty	1 3/4"	3,4,5,10,29	1860S	1860SJS	1860SJT
01-03	8.1L	w/ air inj, w/ egr	1	Cat4ward® Shorty	1 3/4"	3,4,5,10,29	1861S	1861SJS	1861SJT
99-02	6.0L	w/ egr	1	Cat4ward® Shorty	1 5/8"	5,16	1850S-1	1850S-1JS	1850S-1JT
99-01	4.8/5.3L	w/o air inj, w/ egr	1	Cat4ward® Shorty	1 5/8"	5,16	1850S	1850SJS	1850SJT
99-01	4.8/5.3L	w/ air inj, w/ egr	1	Cat4ward® Shorty	1 5/8"	5,16	1851S	1851SJS	1851SJT
98-00	5.0/5.7L	w/ air inj	1	Cat4ward® Shorty	1 1/2"	5,16	1832S-2	1832S-2JS	1832S-2JT
96-00	5.0/5.7L	w/o air inj	1	Cat4ward® Shorty	1 1/2"	5,16	1832S	1832SJS	1832SJT
96-00	7.4L	w/o air inj, w/o egr	1	Cat4ward® Shorty	1 3/4"	3,4,5,10,29	1822S	1822SJS	1822SJT
96-00	7.4L	w/ air inj, w/ egr	1	Cat4ward® Shorty	1 3/4"	3,4,5,10,29	1823S	1823SJS	1823SJT
92-95	7.4L	2500/3500	1	Cat4ward® Shorty	1 3/4"	3,4,5,10,24,29	1822S-1	1822S-1JS	1822S-1JT
92-95	5.0/5.7L	w/o air inj	1	Cat4ward® Shorty	1 1/2"	5,16	1830S	1830SJS	1830SJT
87-91	5.0/5.7L	w/o air inj	1	Cat4ward® Shorty	1 5/8"	5,10,16	1830S-4	1830S-4JS	1830S-4JT
87-91	5.0/5.7L	w/ air inj	1	Cat4ward® Shorty	1 5/8"	5,10,16	1830S-5	1830S-5JS	1830S-5JT
65-86	5.0/5.7L	Carb, w/o air inj	1	Cat4ward® Shorty	1 5/8"	3,5,6,10	1830S-6	1830S-6JS	1830S-6JT
TAHOE / YUKON									
15-16	6.2L DFI	All	1	Cat4ward® Shorty	1 5/8"	5,16	1850S-4	1850S-4JS	1850S-4JT
16-17	5.3L DFI	All	3	Cat4ward® Shorty	1 5/8"	16	1850S-4	1850S-4JS	1850S-4JT
2015	5.3L DFI	All	1	Cat4ward® Shorty	1 5/8"	5,16	1850S-4	1850S-4JS	1850S-4JT
15-16	6.0/6.2L	w/o egr	1	Cat4ward® Shorty	1 5/8"	5,16	1850S-2	1850S-2JS	1850S-2JT
2014	5.3L	w/o egr	3	Cat4ward® Shorty	1 5/8"	16	1850S-2	1850S-2JS	1850S-2JT
07-13	6.0/6.2L	w/o egr	1	Cat4ward® Shorty	1 5/8"	5,16	1850S-2	1850S-2JS	1850S-2JT
03-06	6.0L	w/o egr	1	Cat4ward® Shorty	1 5/8"	5,16	1850S-3	1850S-3JS	1850S-3JT
02-13	4.8/5.3L	w/o egr	1	Cat4ward® Shorty	1 5/8"	5,16	1850S-2	1850S-2JS	1850S-2JT
99-01	4.8/5.3L	w/o air inj, w/ egr	1	Cat4ward® Shorty	1 5/8"	5,16	1850S	1850SJS	1850SJT
99-01	4.8/5.3L	w/ air inj, w/ egr	1	Cat4ward® Shorty	1 5/8"	5,16	1851S	1851SJS	1851SJT
98-00	5.0/5.7L	w/ air inj	1	Cat4ward® Shorty	1 1/2"	5,16	1832S-2	1832S-2JS	1832S-2JT
96-00	5.0/5.7L	w/o air inj	1	Cat4ward® Shorty	1 1/2"	5,16	1832S	1832SJS	1832SJT

3 Installation requires welding/modification to exhaust system.

4 Requires Y-Pipe.

5 50-State Smog Legal header; C.A.R.B. E.O. # D-57-33, D-57-35 or D-57-36

6 Use big block flapper valve for smog legal applications.

10 Spark plug boots are changed from stock.

16 Direct replacement for factory manifold, installation hardware kit included.

17 Complete header and Y-pipe or down pipe system, installation hardware included.

24 Will not fit 454SS

29 Matching mid-pipes available.

Truck & SUV Cat4ward® & Shorty Headers

Year	Engine	Application	Emission Code	Description	Tube Size (in)	Notes	Stainless Steel	Silver Ceramic	Titanium Ceramic
DODGE Trucks and SUVs									
DAKOTA									
04-07	4.7L	All	1	Cat4ward® Shorty	1 1/2"	5,16	1949S-2	1949S-2JS	1949S-2JT
00-03	4.7L	All	1	Cat4ward® Shorty	1 1/2"	5,16	1949S	1949SJS	1949SJT
96-03	5.2/5.9L	All	1	Cat4ward® Shorty	1 1/2"	5,16,29	1945S-1	1945S-1JS	1945S-1JT
96-03	3.9L	All	1	Cat4ward® Shorty	1 1/2"	5,16,29	1939S	1939SJS	1939SJT
92-95	3.9L	All	1	Cat4ward® Shorty	1 1/2"	5,16	1938S	-	-
92-95	5.2/5.9L	All	1	Cat4ward® Shorty	1 1/2"	5,16	1940S-1	1940S-1JS	1940S-1JT
DURANGO									
04-08	5.7L HEMI	All	1	Cat4ward® System	1 5/8"	3,5,17	1962S	1962SJS	1962SJT
00-03	4.7L	All	1	Cat4ward® Shorty	1 1/2"	5,16	1949S	1949SJS	1949SJT
96-03	5.2/5.9L	All	1	Cat4ward® Shorty	1 1/2"	5,16,29	1945S-1	1945S-1JS	1945S-1JT
RAM									
09-17	5.7L HEMI	All	1	Cat4ward® Shorty	1 5/8"	5,16	1961S-2	1961S-2JS	1961S-2JT
04-07	4.7L	All	1	Cat4ward® Shorty	1 1/2"	5,16	1949S-2	1949S-2JS	1949S-2JT
03-08	5.7L HEMI	All	1	Cat4ward® Shorty	1 5/8"	5,16	1961S-1	1961S-1JS	1961S-1JT
02-08	3.7L	All	1	Cat4ward* Shorty	1 1/2"	5,16	1931S	1931SJS	1931SJT
02-03	4.7L	All	1	Cat4ward® Shorty	1 1/2"	5,16	1949S-1	1949S-1JS	1949S-1JT
96-03	3.9L	All	1	Cat4ward® Shorty	1 1/2"	5,16,29	1939S	1939SJS	1939SJT
96-03	5.2/5.9L	All	1	Cat4ward® Shorty	1 1/2"	5,16	1945S-1	1945S-1JS	1945S-1JT
96-02	8.0L	All	1	Cat4ward® Shorty	1 1/2"	5,16	1950S	-	1950SJT
92-95	5.2/5.9L	All	1	Cat4ward® Shorty	1 1/2"	5,16	1940S-1	1940S-1JS	1940S-1JT
92-95	3.9L	All	1	Cat4ward® Shorty	1 1/2"	5,16	1938S	-	-

Power, Sound, Quality



Truck & SUV Cat4ward® & Shorty Headers

Year	Engine	Application	Emission Code	Description	Tube Size (in)	Notes	Stainless Steel	Silver Ceramic	Titanium Ceramic
FORD Trucks and SUVs									
BRONCO / BRONCO II									
1996	5.0L	All	1	Cat4ward® Shorty	1 1/2"	5,16	1627S-1	1627S-1JS	1627S-1JT
88-90	2.9L	Manual trans.	1	Cat4ward® System	1 5/8"	5,17	1632S-1	-	-
87-95	5.0L	All	1	Cat4ward® Shorty	1 1/2"	5,16	1627S	1627SJS	1627SJT
86-96	5.8L	All	1	Cat4ward® Shorty	1 1/2"	5,16	1628S	1628SJS	1628SJT
1986	5.0L	All	1	Cat4ward® Shorty	1 1/2"	5,16	1627S-1	1627S-1JS	1627S-1JT
EXCURSION									
99-04	5.4L	w/ egr	1	Cat4ward® Shorty	1 1/2"	5,16	1679S-1	-	1679S-1JT
99-04	5.4L	w/o egr	1	Cat4ward® Shorty	1 1/2"	5,16	1679S-2	1679S-2JS	1679S-2JT
99-04	6.8L	w/o egr	1	Cat4ward® Shorty	1 1/2"	5,16	1669S	1669SJS	1669SJT
99-04	6.8L	w/ egr	1	Cat4ward® Shorty	1 1/2"	5,16	1669S-1	1669S-1JS	1669S-1JT
EXPEDITION									
97-03	4.6L	All	1	Cat4ward® Shorty	1 1/2"	5,16	1677S	1677SJS	1677SJT
97-03	5.4L	All	1	Cat4ward® Shorty	1 1/2"	5,16	1679S	1679SJS	1679SJT
EXPLORER & SPORT TRACK									
03-11	4.0L OHC	w/o egr	1	Cat4ward® Shorty	1 1/2"	5,16	1674S-2	-	-
02-05	4.6L	All	1	Cat4ward® Shorty	1 1/2"	5,16	1678S	1678SJS	1678SJT
99-11	4.0L OHC	w/ Pass. side Egr	1	Cat4ward® Shorty	1 1/2"	5,16	1674S	1674SJS	1674SJT
98-00	4.0L OHV	w/o egr	1	Cat4ward® Shorty	1 1/2"	5,16	-	-	1634S-2JT
98-00	4.0L OHV	w/ egr	1	Cat4ward® Shorty	1 1/2"	5,16	1634S-3	-	1634S-3JT
97-11	4.0L OHC	w/ Driver side Egr	1	Cat4ward® Shorty	1 1/2"	5,16	1674S-1	1674S-1JS	1674S-1JT

5 50-State Smog Legal header; C.A.R.B. E.O. # D-57-33, D-57-35 or D-57-36

16 Direct replacement for factory manifold, installation hardware kit included.

17 Complete header and Y-pipe or down pipe system, installation hardware included.



Truck & SUV Cat4ward® & Shorty Headers

Year	Engine	Application	Emission Code	Description	Tube Size (in)	Notes	Stainless Steel	Silver Ceramic	Titanium Ceramic
FORD Trucks and SUVs (Cont)									
F SERIES (F150,F250,F350,SuperDuty)									
15-16	5.0L	All	1	Cat4ward® Shorty	1 3/4"	5,16	1683S	1683SJS	1683SJT
2017	3.5L	All	3	Cat4ward® Shorty	1 5/8"	16	1682S	1682SJS	1682SJT
15-16	3.5L	All	1	Cat4ward® Shorty	1 5/8"	5,16	1682S	1682SJS	1682SJT
11-14	3.7L	All	1	Cat4ward® Shorty	1 5/8"	5,16	1682S	1682SJS	1682SJT
11-14	5.0L	All	1	Cat4ward® Shorty	1 5/8"	5,16	1688S	1688SJS	1688SJT
05-10	5.4L 3V	F-250/350/450/SD	1	Cat4ward® Shorty	1 5/8"	5,16	1676S-1	1676S-1JS	1676S-1JT
05-10	6.8L 3V	F-250/F-350	1	Cat4ward® Shorty	1 1/2"	5,16	1670S	1670SJS	1670SJT
04-10	5.4L 3V	F-150/Raptor	1	Cat4ward® Shorty	1 5/8"	5,16	1676S	1676SJS	1676SJT
04-08	4.6L	All	1	Cat4ward® Shorty	1 1/2"	5,16	1687S	1687SJS	1687SJT
99-04	5.4L	F-250/350 w/Egr	1	Cat4ward® Shorty	1 1/2"	5,16	1679S-1	-	1679S-1JT
99-04	5.4L	F-250/350 w/o egr	1	Cat4ward® Shorty	1 1/2"	5,16	1679S-2	1679S-2JS	1679S-2JT
99-04	6.8L 2V	Super Duty w/o egr	1	Cat4ward® Shorty	1 1/2"	5,16	1669S	1669SJS	1669SJT
99-04	6.8L 2V	Super Duty w/ egr	1	Cat4ward® Shorty	1 1/2"	5,16	1669S-1	1669S-1JS	1669S-1JT
97-08	4.2L	All	1	Cat4ward® Shorty	1 1/2"	5,16	1672S	1672SJS	-
97-03	5.4L	F-150	1	Cat4ward® Shorty	1 1/2"	5,16	1679S	1679SJS	1679SJT
97-03	4.6L	All	1	Cat4ward® Shorty	1 1/2"	5,16	1677S	1677SJS	1677SJT
1996	5.0L	All	1	Cat4ward® Shorty	1 1/2"	5,16	1627S-1	1627S-1JS	1627S-1JT
87-95	5.0L	All	1	Cat4ward® Shorty	1 1/2"	5,16	1627S	1627SJS	1627SJT
86-96	5.8L	F-150 w/o air inj	1	Cat4ward® Shorty	1 1/2"	5,16	1628S	1628SJS	1628SJT
1986	5.0L	All	1	Cat4ward® Shorty	1 1/2"	5,16	1627S-1	1627S-1JS	1627S-1JT
LIGHTNING / HARLEY DAVIDSON F-150									
99-04	5.4L SC	All	1	Cat4ward® Shorty	1 5/8"	5,16	1679S-3	1679S-3JS	-
MOTORHOME									
99-04	6.8L 2V	w/o egr, Class A	1	Cat4ward® Shorty	1 1/2"	5,16	1669S	1669SJS	1669SJT
99-04	6.8L 2V	w/ egr, Class A	1	Cat4ward® Shorty	1 1/2"	5,16	1669S-1	1669S-1JS	1669S-1JT
RANGER									
03-11	4.0L OHC	w/o egr	1	Cat4ward® Shorty	1 1/2"	5,16	1674S-2	-	-
02-08	3.0L	w/o egr	1	Cat4ward® Shorty	1 1/2"	5,16	1647S-1	1647S-1JS	1647S-1JT
00-11	4.0L OHC	w/ Pass. side egr	1	Cat4ward® Shorty	1 1/2"	5,16	1674S	1674SJS	1674SJT
98-01	3.0L	w/ egr	1	Cat4ward® Shorty	1 1/2"	5,16	1647S	1647SJS	1647SJT
98-00	4.0L OHV	w/ egr	1	Cat4ward® Shorty	1 1/2"	5,16	1634S-3	-	1634S-3JT
98-00	4.0L OHV	w/o egr	1	Cat4ward® Shorty	1 1/2"	5,16	-	-	1634S-2JT
97-11	4.0L OHC	w/ Driver side egr	1	Cat4ward® Shorty	1 1/2"	5,16	1674S-1	1674S-1JS	1674S-1JT
95-97	4.0L OHV	All	1	Cat4ward® System	1 1/2"	5,17	1634S	1634SJS	-
91-93	3.0L	w/ Round egr	1	Cat4ward® System	1 5/8"	5,17	1646S	1646SJS	1646SJT
90-94	4.0L	All	1	Cat4ward® System	1 5/8"	5,17	1633S-1	1633S-1JS	1633S-1JT
88-90	2.9L	Manual trans.	1	Cat4ward® System	1 5/8"	5,17	1632S-1	-	-

3 Installation requires welding/modification to exhaust system.

5 50-State Smog Legal header: C.A.R.B. E.O. # D-57-33, D-57-35 or D-57-36

16 Direct replacement for factory manifold, installation hardware kit included.

17 Complete header and Y-pipe or down pipe system, installation hardware included.

29 Matching mid-pipes available, mid-pipes are not emissions legal.

55 Matching Y-pipe available.



Truck & SUV Cat4ward® & Shorty Headers

Year	Engine	Application	Emission Code	Description	Tube Size (in)	Notes	Stainless Steel	Silver Ceramic	Titanium Ceramic
HUMMER									
H2 / SUT									
07-13	6.0/6.2L	w/o egr	1	Cat4ward® Shorty	1 5/8"	5,16	1850S-2	1850S-2JS	1850S-2JT
03-06	6.0L	w/o egr	1	Cat4ward® Shorty	1 5/8"	5,16	1850S-3	1850S-3JS	1850S-3JT
INFINITI									
QX56 / QX80									
2017	5.6L	VK56VD Code	3	Cat4ward® Shorty	1 3/4"	3,16	1411S	1411SJS	1411SJT
2016	5.6L	VK56VD Code	1	Cat4ward® Shorty	1 3/4"	3,5,16	1411S	1411SJS	1411SJT
04-15	5.6L	All	1	Cat4ward® Shorty	1 5/8"	3,5	1400S	1400SJS	1400SJT
JEEP									
LIBERTY									
05-09	3.7L	All	1	Cat4ward® Shorty	1 1/2"	5,16	1930S	-	-
WRANGLER / WRANGLER UNLIMITED									
07-11	3.8L	All	1	Cat4ward® Shorty	1 1/2"	5,16	1528S	1528SJS	1528SJT
00-06	4.0L	All	1	Cat4ward® Shorty	1 1/2"	5,16	1527S	1527SJS	1527SJT
91-99	4.0L	All	1	Cat4ward® Shorty	1 1/2"	5,16,29	1526S	1526SJS	1526SJT
LINCOLN Trucks and SUVs									
BLACKWOOD									
04-10	5.4L 3V	All	1	Cat4ward® Shorty	1 5/8"	5,16	1676S	1676SJS	1676SJT
NAVIGATOR									
98-03	5.4L 2V	All	1	Cat4ward® Shorty	1 1/2"	5,16	1679S	1679SJS	1679SJT
MAZDA Trucks									
B3000									
91-93	3.0L	w/ Round egr	1	Cat4ward® System	1 5/8"	3,5,17	1646S	1646SJS	1646SJT



Truck & SUV Cat4ward® & Shorty Headers

Year	Engine	Application	Emission Code	Description	Tube Size (in)	Notes	Stainless Steel	Silver Ceramic	Titanium Ceramic
NISSAN Trucks									
ARMADA									
2017	5.6L	VK56VD Code	3	Cat4ward® Shorty	1 3/4"	3,16	1411S	1411SJS	1411SJT
2016	5.6L	VK56VD Code	1	Cat4ward® Shorty	1 3/4"	3,5,16	1411S	1411SJS	1411SJT
04-15	5.6L	All	1	Cat4ward® Shorty	1 5/8"	3,5,16	1400S	1400SJS	1400SJT
FRONTIER									
05-16	4.0L	All	1	Cat4ward® Shorty	1 5/8"	5,16	1410S	1410SJS	1410SJT
PATHFINDER									
05-16	4.0L	All	1	Cat4ward® Shorty	1 5/8"	5,16	1410S	1410SJS	1410SJT
TITAN									
2017	5.6L	VK56VD Code	3	Cat4ward® Shorty	1 3/4"	3,16	1411S	1411SJS	1411SJT
2016	5.6L	VK56VD Code	1	Cat4ward® Shorty	1 3/4"	3,5,16	1411S	1411SJS	1411SJT
04-15	5.6L	All	1	Cat4ward® Shorty	1 5/8"	3,5,16	1400S	1400SJS	1400SJT
XTERRA									
05-16	4.0L	All	1	Cat4ward® Shorty	1 5/8"	5,16	1410S	1410SJS	1410SJT

3 Installation requires welding/modification to exhaust system.
 5 50-State Smog Legal header: C.A.R.B. E.O. # D-57-33, D-57-35 or D-57-36
 16 Direct replacement for factory manifold, installation hardware kit included.
 17 Complete header and Y-pipe or down pipe system, installation hardware included.
 29 Matching mid-pipes available, mid-pipes are not emissions legal.

Power, Sound, Quality




Truck & SUV Cat4ward® & Shorty Headers

Year	Engine	Application	Emission Code	Description	Tube Size (in)	Notes	Stainless Steel	Silver Ceramic	Titanium Ceramic
TOYOTA Trucks and SUVs									
4RUNNER									
13-17	4.0L	All	1	Cat4ward® Shorty	1 5/8"	3,5,16	2035S-3	2035S-3JS	2035S-3JT
10-12	4.0L	w/o air inj	1	Cat4ward® Shorty	1 1/2"	3,5,16	2035S-1	2035S-1JS	2035S-1JT
03-09	4.0L	w/o air inj	1	Cat4ward® Shorty	1 1/2"	3,5,16	2035S	2035SJS	2035SJT
FJ CRUISER									
13-14	4.0L	All	1	Cat4ward® Shorty	1 5/8"	3,5,16	2035S-3	2035S-3JS	2035S-3JT
10-12	4.0L	w/o air inj	1	Cat4ward® Shorty	1 1/2"	3,5,16	2035S-1	2035S-1JS	2035S-1JT
07-09	4.0L	w/o air inj	1	Cat4ward® Shorty	1 1/2"	3,5,16	2035S	2035SJS	2035SJT
SEQUOIA									
10-12	4.6L	All	1	Cat4ward® Shorty	1 5/8"	5,16	2014S	2014SJS	2014SJT
07-14	5.7L	All	1	Cat4ward® Shorty	1 5/8"	5,16	2012S	2012SJS	2012SJT
08-09	4.7L	All	1	Cat4ward® Shorty	1 1/2"	5,16	2013S	2013SJS	2013SJT
05-07	4.7L	All	1	Cat4ward® Shorty	1 1/2"	5,16	2011S	2011SJS	2011SJT
00-04	4.7L	All	1	Cat4ward® Shorty	1 1/2"	5,16	2010S	2010SJS	2010SJT
T-100									
95-98	3.4L	w/o egr	1	Cat4ward® System	1 1/2"	3,5,17	2032S-3	2032S-3JS	2032S-3JT
TACOMA									
12-15	4.0L	w/ air inj	1	Cat4ward® Shorty	1 1/2"	3,5,16	2035S-2	2035S-2JS	2035S-2JT
09-11	4.0L	w/o air inj	1	Cat4ward® Shorty	1 1/2"	3,5,16	2035S-1	2035S-1JS	2035S-1JT
05-08	4.0L	w/o air inj	1	Cat4ward® Shorty	1 1/2"	3,5,16	2035S	2035SJS	2035SJT
01-04	3.4L	w/o egr	1	Cat4ward® System	1 1/2"	3,5,17	2032S	2032SJS	2032SJT
95-00	3.4L	w/o egr	1	Cat4ward® System	1 1/2"	3,5,17	2032S-1	2032S-1JS	2032S-1JT
TUNDRA									
11-14	4.0L	w/ air inj	1	Cat4ward® Shorty	1 1/2"	3,5,16	2035S-2	2035S-2JS	2035S-2JT
2017	4.6L	All	3	Cat4ward® Shorty	1 5/8"	16	2014S	2014SJS	2014SJT
10-16	4.6L	All	1	Cat4ward® Shorty	1 5/8"	5,16	2014S	2014SJS	2014SJT
2017	5.7L	All	3	Cat4ward® Shorty	1 5/8"	16	2012S	2012SJS	2012SJT
07-16	5.7L	All	1	Cat4ward® Shorty	1 5/8"	5,16	2012S	2012SJS	2012SJT
07-09	4.7L	All	1	Cat4ward® Shorty	1 1/2"	5,16	2013S	2013SJS	2013SJT
05-06	4.7L	All	1	Cat4ward® Shorty	1 1/2"	5,16,55	2011S	2011SJS	2011SJT
00-04	4.7L	All	1	Cat4ward® Shorty	1 1/2"	5,16,55	2010S	2010SJS	2010SJT
07-10	4.0L	w/o air inj	1	Cat4ward® Shorty	1 1/2"	3,5,16	2035S-1	2035S-1JS	2035S-1JT
05-06	4.0L	w/o air inj.	1	Cat4ward® Shorty	1 1/2"	3,5,16	2035S	2035SJS	2035SJT



COMPETITION READY HEADERS - 409 SERIES

JBA long tube headers are the number one choice for maximum performance gains and high RPM efficiency. These long tube designs are dyno and race proven to deliver the greatest possible increase in horsepower and torque throughout the RPM range. All JBA long tube headers feature large mandrel-bent stainless steel primary tubes, oversized exhaust ports, extra thick 3/8 one piece flanges, and proprietary JBA Firecone® merged collectors for smooth flow. Each system is designed to give the maximum amount of ground clearance possible so lowered cars do not drag the collectors. Each system includes high quality hardware and thorough instructions for a professional no-leak installation.



JBA HEADER FEATURES:

1. 3/8 thick CNC laser-cut flanges
2. Proprietary JBA Firecone® merged collector
3. O₂ sensor provisions
4. Large mandrel-bent stainless steel primary tubes
5. Oversized exhaust ports

JBA HEADER BENEFIT:

- Prevents leaks caused by warping
- Increased hp/tq, improved exhaust scavenging
- Standard on EFI headers for proper connection
- Maximum flow and high RPM efficiency
- Accommodates ported cylinder heads

LONG TUBE HEADERS



COMPETITION READY HEADERS - 304 SERIES

JBA is proud to introduce a new bench-mark in header design and quality. JBA's new **304 Series** headers elevate our award winning designs to a new level by taking our most popular and track-proven applications to a state of the art standard using higher corrosion resistant 304 series stainless steel. JBA's new **304 Series** headers feature 100% 304 Series Stainless Steel construction including new 304 flanges, longer smoother 304 merged collectors and strong 304 primary tubing. Most notably significant advancements in the design of our Proprietary **JBA Firecone®** have been made by extending a new longer concave design deep within the collector for the smoothest flow on the market. Available in natural finish or a meticulously hand polished mirror finish. Each system includes high quality hardware and thorough instructions for a professional no-leak installation.

304 SERIES Polished Finish

304 SERIES Natural Finish

3 3/8 thick 304 CNC laser-cut flanges

1

3 304 Stainless Steel O₂ sensor provisions (on EFI application)

4 Large 304 Stainless Steel mandrel-bent steel tubes

5 Oversized exhaust ports

2 NEW Proprietary JBA Firecone® collector

JBA HEADER FEATURES:

1. 3/8 thick CNC laser-cut flanges
2. NEW Proprietary JBA Firecone® merged collector
3. O₂ sensor provisions
4. Large mandrel-bent stainless steel primary tubes
5. Oversized exhaust ports

JBA HEADER BENEFIT:

- Prevents leaks caused by warping
- Increased hp/tq, improved exhaust scavenging
- Standard on EFI headers for proper connection
- Maximum flow and high RPM efficiency
- Accommodates ported cylinder heads

Automotive Long Tube Headers

Year	Engine	Application	Emission Code	Description	Tube Size (in)	Notes	409 Series Stainless	409 Silver Ceramic	409 Titanium Ceramic	304 Stainless	304 Polished Stainless
CHEVROLET Cars											
CAMARO											
16-17	6.2L	All	3	Long tube	1 7/8"	3,29,57	6816S	6816SJS	6816SJT	-	-
10-15	6.2L	All	3	Long tube	1 3/4"	3,29,57,60	6812S	6812SJS	6812SJT	-	-
10-15	6.2L	All	3	Long tube	1 7/8"	3,29,57,60	6813S	6813SJS	6813SJT	36813SN	36813S
00-02	LS	w/ air, w/ egr	3	Long tube	1 7/8"	3,29,57,60	6814S-2	6814S-2JS	6814S-2JT	-	-
98-02	LS	w/o air, w/o egr	3	Long tube	1 7/8"	3,29,57,60	-	6814SJS	6814SJT	-	-
98-99	LS	w/ air, w/ egr	3	Long tube	1 7/8"	3,29,57,60	6814S-1	6814S-1JS	6814S-1JT	-	-
CORVETTE											
14-17	6.2L LT1	ALL	3	4-2-1 Long tube	1 7/8"	3,29,57,59,60	-	-	-	-	36823S
06-13	7.0 LS7	Z06	3	4-2-1 Long tube	1 7/8"	3,29,57,59,60	6821S	6821SJS	6821SJT	-	36821S
06-13	7.0 LS7	Z06	3	Long tube	1 7/8"	3,29,57,60	6820S	6820SJS	6820SJT	-	-
05-13	6.0/6.2L	All	3	Long tube	1 3/4"	3,57,60	6819S	6819SJS	6819SJT	-	-
01-04	5.7L	All	3	Long tube	1 3/4"	3,57,60	6818S	6818SJS	6818SJT	-	-
97-00	5.7L	All	3	Long tube	1 3/4"	3,57,60	6817S	6817SJS	6817SJT	-	-
SS											
14-17	6.2L	All	3	Long tube	1 7/8"	3,29,57,60	6815S	6815SJS	6815SJT	-	-
CHRYSLER Cars											
300C											
05-17	5.7/6.1L/6.4L	rwd	3	Long tube	1 7/8"	3,29,57,60	6966S	6966SJS	6966SJT	36966SN	-
05-17	5.7/6.1L/6.4L	rwd	3	Long tube	1 3/4"	3,29,57,60	6965S	6965SJS	6965SJT	-	36965S
DODGE Cars											
CHALLENGER											
15-17	6.2L	HELLCAT	3	Long tube	1 7/8"	3,29,57,60	6966S	6966SJS	6966SJT	36966SN	-
15-17	6.2L	HELLCAT	3	Long tube	1 3/4"	3,29,57,60	6965S	6965SJS	6965SJT	-	36965S
08-17	5.7/6.1L/6.4L	All	3	Long tube	1 7/8"	3,29,57,60	6966S	6966SJS	6966SJT	36966SN	-
08-17	5.7/6.1L/6.4L	All	3	Long tube	1 3/4"	3,29,57,60	6965S	6965SJS	6965SJT	-	36965S
CHARGER											
15-17	6.2L	HELLCAT	3	Long tube	1 7/8"	3,29,57,60	6966S	6966SJS	6966SJT	36966SN	-
15-17	6.2L	HELLCAT	3	Long tube	1 3/4"	3,29,57,60	6965S	6965SJS	6965SJT	-	36965S
05-17	5.7/6.1L/6.4L	rwd	3	Long tube	1 7/8"	3,29,57,60	6966S	6966SJS	6966SJT	36966SN	-
05-17	5.7/6.1L/6.4L	rwd	3	Long tube	1 3/4"	3,29,57,60	6965S	6965SJS	6965SJT	-	36965S
MAGNUM											
05-10	5.7/6.1L/6.4L	All	3	Long tube	1 7/8"	3,29,57,60	6966S	6966SJS	6966SJT	36966SN	-
05-10	5.7/6.1L/6.4L	All	3	Long tube	1 3/4"	3,29,57,60	6965S	6965SJS	6965SJT	-	36965S

- 1 Fits most Z-bars. Vehicles may require Z-Bar modification or new JBA Z-Bar P/N 1650Z for proper fit.
- 3 Installation requires welding/modification to exhaust system.
- 14 Available Ignition wire part number W0850 = 11.5" total length. Part number W0807 = 9.5" total length.
- 29 Matching mid-pipes available, mid-pipes are not emissions legal.
- 39 Will not fit standard 390 cylinder head. Head flange is designed for 14 bolt 390 GT cylinder head only.
- 41 Fits most rack and pinion conversions.
- 42 Fits with power steering when 6656P JBA power steering ram drop down bracket is used.
- 48 Fits 5 speed transmission w/ aftermarket cross member.
- 50 Also fits aluminum FE Shelby block.
- 57 Header equipped with O2 Sensor provisions
- 59 4-2-1 Header design increases mid-range HP & Torque
- 60 O2 Sensor extensions included
- 61 Fits Mustang II style Rack & Pinion front suspension
- 64 Will fit with Borgeson Power Steering Box Conversion
- 65 Must use 66 1/2 or later frame brackets (approx. 1" higher than 65 and early 66 style)
- 66 Will not fit with C6 Transmission
- 67 Mid-length header design



Automotive Long Tube Headers

Year	Engine	Application	Emission Code	Description	Tube Size (in)	Notes	409 Series Stainless	409 Silver Ceramic	409 Titanium Ceramic	304 Stainless	304 Polished Stainless
FORD Cars											
GT											
05-06	5.4L 4V	All	3	Long Tube	1 3/4"	3,29,57	6690S	6690SJS	6690SJT	-	-
COBRA / MACH 1 / GT500											
07-14	5.4/5.8L 4V	GT500	3	Long tube	1 7/8"	3,29,57	-	-	-	36696SN	-
07-14	5.4/5.8L 4V	GT500	3	Long tube	1 3/4"	3,29,57	6695S	6695SJS	6695SJT	-	36695S
99-04	4.6L 4V	Cobra/ Mach I	3	Long tube	1 5/8"	3,29,57	6635S	-	6635SJT	-	-
MUSTANG											
15-17	5.0L	All	3	Long tube	1 7/8"	3,29,57	6689S	6689SJS	6689SJT	36689SN	36689S
11-14	5.0L	All	3	Long tube	1 7/8"	3,29,57	6685S	6685SJS	6685SJT	36685SN	36685S
05-10	4.6L 3V	GT	3	Long tube 2.5 collector	1 5/8"	3,29,57,60	6675S	6675SJS	6675SJT	36675SN	36675S
05-10	4.6L 3V	GT	3	Long tube 3 collector	1 5/8"	3,29,57,60	6673S	6673SJS	6673SJT	-	-
96-04	4.6L 2V	GT	3	Long tube	1 5/8"	3,29,57	6632S	6632SJS	6632SJT	-	36632S
67-70	390GT/427/428/CJ	w/ C6/4 spd trans.	2	Long tube Tri-Y	1 3/4"	3,29,41,42	6655S	6655SJS	6655SJT	-	-
67-70	390/427/428/CJ	w/ 5 spd trans.	2	Long tube Tri-Y	1 3/4"	3,29,41,42,48,50	6654S	6654SJS	6654SJT	-	-
65-73	289/302	w/ 4spd/C4/C6/AOD trans	2	Long tube	1 3/4"	1,3,29,42	6610S	6610SJS	6610SJT	36610SN	36610S
65-73	289/302	w/ 5spd/T5/T56 trans.	2	Long tube	1 3/4"	1,3,29,42	6611S	6611SJS	6611SJT	36611SN	36611S
65-73	351W	w/ 4spd/C4/C6/AOD trans	2	Long tube	1 3/4"	1,3,29,42	6616S	6616SJS	6616SJT	-	-
65-73	289-351W	w/ Mustang II Susp.	2	Long tube	1 3/4"	1,3,61	6612S	6612SJS	6612SJT	-	-
65-73	289/302	w/ Borgeson PS / No C6	2	Long tube	1 5/8"	3,23,29,42,48,64,65,66	6613S	6613SJS	6613SJT	-	-
65-70	289/302	w/ C4 or 4 spd trans.	2	Long tube Tri-Y	1 1/2"	3,29	6651S	6651SJS	6651SJT	-	-
65-70	289/302	Detroit Speed Alumina Frame	2	304SS Mid-length	1 5/8"	67	-	-	-	-	31658S
PONTIAC Cars											
FIREBIRD / TRANS AM											
00-02	LS	w/ air, w/ egr	3	Long tube	1 7/8"	3,29,57,60	6814S-2	6814S-2JS	6814S-2JT	-	-
98-02	LS	w/o air, w/o egr	3	Long tube	1 7/8"	3,29,57,60	-	6814SJS	6814SJT	-	-
98-99	LS	w/ air, w/ egr	3	Long tube	1 7/8"	3,29,57,60	6814S-1	6814S-1JS	6814S-1JT	-	-
G8											
08-09	6.0L/6.2L	All	3	Long tube	1 3/4"	3,57,60	6811S	6811SJS	-	-	-
GTO											
04-06	5.7L/6.0L	All	3	Long tube	1 3/4"	3,29,57,60	6809S	6809SJS	6809SJT	-	-



Truck & SUV Long Tube Headers

Year	Engine	Application	Emission Code	Description	Tube Size (in)	Notes	409 Series Stainless	409 Silver Ceramic	409 Titanium Ceramic	304 Stainless	304 Polished Stainless
CADILLAC Trucks and SUVs											
ESCALADE / ESV / EXT											
00-14	5.3/6.0/6.2L	All	3	Long tube	1 7/8"	3,14,57	6852S	6852SJS	6852SJT	-	-
07-14	6.0/6.2L	2wd	3	Long tube	1 5/8"	3,14,57	6851S	6851SJS	6851SJT	-	-
00-06	5.3/6.0L	2wd	3	Long tube	1 3/4"	3,14,29,57	6850S	6850SJS	6850SJT	-	-
CHEVROLET & GMC Trucks and SUVs											
AVALANCHE											
02-13	5.3/6.0L	All	3	Long tube	1 7/8"	3,14,57	6852S	6852SJS	6852SJT	-	-
07-13	5.3/6.0L	2wd	3	Long tube	1 5/8"	3,14,57	6851S	6851SJS	6851SJT	-	-
02-06	5.3L	2wd	3	Long tube	1 3/4"	3,14,29,57	6850S	6850SJS	6850SJT	-	-
C/K SERIES PICK UP											
92-00	7.4L	Crew Cab	3	Long tube	1 3/4"	3,57	6822S	6822SJS	6822SJT	-	-
92-00	5.0L/5.7L	Crew Cab	3	Long tube	1 5/8"	3,57	6830S	6830SJS	6830SJT	-	-
88-98	7.4L	Std & Ext Cab	3	Long tube	1 3/4"	3,57	6822S	6822SJS	6822SJT	-	-
88-98	5.0L/5.7L	Std & Ext Cab	3	Long tube	1 5/8"	3,57	6830S	6830SJS	6830SJT	-	-
SILVERADO / SIERRA											
14-17	5.3/6.2L DFI	All	3	Long tube	1 7/8"	3,14,57	6853S	6853SJS	6853SJT	-	-
99-13	4.8L-6.2L	2wd	3	Long tube	1 7/8"	3,14,57	6852S	6852SJS	6852SJT	-	-
07-13	4.8L-6.2L	2wd	3	Long tube	1 5/8"	3,14,57	6851S	6851SJS	6851SJT	-	-
99-06	4.8L-6.0L	2wd	3	Long tube	1 3/4"	3,14,29,57	6850S	6850SJS	6850SJT	-	-
SUBURBAN / TAHOE / YUKON / BLAZER / JIMMY											
14-17	5.3/6.2L DFI	All	3	Long tube	1 7/8"	3,14,57	6853S	6853SJS	6853SJT	-	-
00-13	4.8L-6.2L	2wd	3	Long tube	1 7/8"	3,14,57	6852S	6852SJS	6852SJT	-	-
07-13	4.8L-6.2L	2wd	3	Long tube	1 5/8"	3,14,57	6851S	6851SJS	6851SJT	-	-
00-06	5.3L-6.0L	2wd	3	Long tube	1 3/4"	3,14,29,57	6850S	6850SJS	6850SJT	-	-
92-99	7.4L	All	3	Long tube	1 3/4"	3,57	6822S	6822SJS	6822SJT	-	-
92-99	5.0L/5.7L	All	3	Long tube	1 5/8"	3,57	6830S	6830SJS	6830SJT	-	-

Power, Sound, Quality



1 Fits most Z-bars. Vehicles may require Z-Bar modification or new JBA Z-Bar P/N 1650Z for proper fit.
 3 Installation requires welding/modification to exhaust system.
 14 Available Ignition wire part number W0850 = 11.5" total length. Part number W0807 = 9.5" total length.
 29 Matching mid-pipes available, mid-pipes are not emissions legal.
 41 Fits most rack and pinion conversions.

Truck & SUV Long Tube Headers

Year	Engine	Application	Emission Code	Description	Tube Size (in)	Notes	409 Series Stainless	409 Silver Ceramic	409 Titanium Ceramic	304 Stainless	304 Polished Stainless
DODGE Trucks											
RAM											
06-17	5.7L	1500 2wd/4wd with IFS	3	Long tube	1 7/8"	3,29,57,60	6961S	6961SJS	6961SJT	36961SN	36961S
06-17	5.7L	1500 2wd/4wd with IFS	3	Long tube	1 3/4"	3,29,57,60	6962S	6962SJS	6962SJT	-	-
JEEP Trucks & SUV's											
SRT-8											
05-11	6.1/6.4L	All	3	Long tube	1 7/8"	3,29,57,60	6967S	6967SJS	6967SJT	36967SN	36967S
WRANGLER											
07-11	3.8L	All	3	Long tube	1 5/8"	3,29,57	6528S	6528SJS	6528SJT	-	-
FORD Trucks											
F-150											
11-14	5.0L	All	3	Long tube	1 7/8"	29,57	6615S	6615SJS	6615SJT	-	-
05-10	5.4L	All	3	Long tube	1 3/4"	29,57	6676S	6676SJS	6676SJT	-	-
80-96	5.0L	All	3	Long tube	1 5/8"	3,57	6614S	6614SJS	6614SJT	-	-
80-96	5.8L	All	3	Long tube	1 5/8"	3,57	6617S	6617SJS	6617SJT	-	-
NISSAN Trucks											
TITAN / ARMADA											
16-17	5.6L	All	3	Long tube	1 3/4"	3,29,57	6411S	6411SJS	6411SJT	-	-
04-15	5.6L	All	3	Long tube	1 3/4"	3,29,57	6412S	6412SJS	6412SJT	-	-
04-15	5.6L	All	3	Long tube	1 5/8"	3,29,57	6400S	6400SJS	6400SJT	-	36400S
INFINITY Trucks & SUV's											
QX56 / QX80											
16-17	5.6L	All	3	Long tube	1 3/4"	3,57	6411S	6411SJS	6411SJT	-	-
04-15	5.6L	All	3	Long tube	1 3/4"	3,29,57	6412S	6412SJS	6412SJT	-	-
04-15	5.6L	All	3	Long tube	1 5/8"	3,57	6400S	6400SJS	6400SJT	-	36400S
TOYOTA Trucks											
4RUNNER											
13-17	4.0L	w/ air inj	3	Long tube	1 5/8"	3,57	6035S-3	6035S-3JS	6035S-3JT	-	36035S-3
10-12	4.0L	w/o air inj	3	Long tube	1 5/8"	3,57	6035S-1	6035S-1JS	6035S-1JT	-	36035S-1
03-09	4.0L	w/o air inj	3	Long tube	1 5/8"	3,57	6035S	6035SJS	6035SJT	36035SN-1	36035S-1
FJ CRUISER											
13-14	4.0L	w/ air inj	3	Long tube	1 5/8"	3,57	6035S-3	6035S-3JS	6035S-3JT	-	36035S-3
10-12	4.0L	w/o air inj	3	Long tube	1 5/8"	3,57	6035S-1	6035S-1JS	6035S-1JT	36035SN-1	36035S-1
07-09	4.0L	w/o air inj	3	Long tube	1 5/8"	3,57	6035S	6035SJS	6035SJT	36035SN-1	36035S-1
TACOMA											
12-16	4.0L	w/ air inj	3	Long tube	1 5/8"	3,57	6035S-2	6035S-2JS	6035S-2JT	-	36035S-2
09-11	4.0L	w/o air inj	3	Long tube	1 5/8"	3,57	6035S-1	6035SJS-1	6035SJT-1	36035SN-1	36035S-1
05-08	4.0L	w/o air inj	3	Long tube	1 5/8"	3,57	6035S	6035SJS	6035SJT	36035SN-1	36035S-1
TUNDRA											
11-14	4.0L	w/ air inj	3	Long tube	1 5/8"	3,57	6035S-2	6035S-2JS	6035S-2JT	-	36035S-2
07-17	5.7L	All	3	Long tube	1 3/4"	3,29,57	6012S	6012SJS	6012SJT	-	36012S
07-10	4.0L	w/o air inj	3	Long tube	1 5/8"	3,57	6035S-1	6035S-1JS	6035S-1JT	36035SN-1	36035S-1
05-06	4.0L	w/o air inj	3	Long tube	1 5/8"	3,57	6035S	6035SJS	6035SJT	36035SN-1	36035S-1
00-06	4.7L	w/o air inj	3	Long tube	1 5/8"	3,57	6010S	6010SJS	6010SJT	-	-

42 Fits with power steering when 6656P JBA power steering ram drop down bracket is used.

48 Fits 5 speed transmission w/ aftermarket cross member.

50 Also fits aluminum FE Shelby block.


57 Header equipped with O2 Sensor provisions

60 O2 Sensor extensions included

61 Fits Mustang II style Rack & Pinion front suspension

Stainless Steel Mid-Pipes - 409 SERIES

JBA mid-pipes are the perfect compliment to your JBA Headers or JBA Exhaust system. These systems open up the flow on exhaust systems for a dramatic increase in performance and improved sound. They are available for many popular applications as a stand alone upgrade or an addition to existing JBA product. Each system is application specific and optimized for your vehicle to get a perfect fit every time. They feature smooth flowing mandrel-bent tubing, heavy duty flanges, factory style hangers and provisions for factory emissions equipment for a simple installation. For closed course competition use only.



JBA MID-PIPE FEATURES:

1. O₂ sensor provisions
2. Factory style hangers
3. Large diameter mandrel-bent tubing
4. High flow catalytic converters
5. Heavy duty flanges

JBA MID-PIPE BENEFIT:


- Standard on EFI headers for proper connection
- Easy installation
- Increased hp/tq and improved throttle response
- For closed course competition use only
- Durable connection with exhaust system

MID-PIPES



Stainless Steel Mid-Pipes - 304 SERIES

To compliment JBA's new 304 Series headers JBA has closed all the loop holes and added a higher corrosion resistant 304 series stainless steel mid-pipe for each application. JBA's new 304 Series mid-pipes feature 100% 304 Series Stainless Steel construction. These systems open up the flow on exhaust systems for a dramatic increase in performance and improved sound. Each 304 Series JBA mid-pipe is meticulously hand polished to a mirror finish before packaging and will retain that "Custom" look. Each system includes high quality hardware and thorough instructions for a professional no-leak installation.



JBA MID-PIPE FEATURES:

1. O₂ sensor provisions
2. Factory style hangers
3. Large diameter mandrel-bent tubing
4. High flow catalytic converters
5. Heavy duty flanges

JBA MID-PIPE BENEFIT:

- Standard on EFI headers for proper connection
- Easy installation
- Increased hp/tq and improved throttle response
- For closed course competition use only
- Durable connection with exhaust system

Automotive Mid-Pipes

Year	Engine	Application	Emission Codes	Description	Tube Size	Notes	409 Part No. Non-Catted	409 Part No. Catted	304 Part No. Non-Catted	304 Part No. Catted
CHEVROLET Cars										
Camaro										
16-17	6.2L	SS w/ JBA PN 6816S (3" to 2.5")	3	Mid Pipes	3"	56	6816SD	6816SDC	-	-
10-15	6.2L	SS w/ JBA PN 1812S or factory Manifolds	3	Mid Pipes	2 1/2"	21	1812SY	1812SYC	-	-
10-15	6.2L	SS w/ JBA PN 6812S/6813S/36813S (3" to 2.5")	3	Mid Pipes	3"	56	6812SD	6812SDC	36812SD	36812SDC
10-15	6.2L	SS w/ JBA PN 6812S/6813S/36813S (3" to 3")	3	Mid Pipes	3"	56	6813SD	6813SDC	36813SD	36813SDC
98-02	LS	For use w/ 6814S, 6814S-1 & 6814S-2 headers	3	Mid Pipes	3"	56	6814SY	-	-	-
Corvette										
14-17	6.2L LT1	For use with JBA PN 36823S	3	X-Pipe	3"	56	-	-	36823SX	36823SXC
06-13	7.0L LS7	For use with JBA PN 6820S	3	X-Pipe	3"	56	6820SX	6820SXC	-	-
06-13	7.0L LS7	For use with JBA PN 6821S/36821S	3	X-Pipe	3"	56	6821SX	6821SXC	36821SX	36821SXC
SS										
14-17	6.2L	For use with JBA PN 6815S	3	Mid Pipes	2 1/2"	56	6815SD	6815SDC	-	-
CHRYSLER Cars										
300C										
05-15	5.7L	For use w/ factory manifolds/1964S/1964S-1 AWD only	3	Mid Pipes	2 1/2"	21	-	2966SYC	-	-
05-17	5.7L	For use w/ factory manifolds/1964S/1964S-1	3	Mid Pipes	2 1/2"	21	2965SY	2965SYC	-	-
05-14	6.1/6.4L	For use w/ factory manifolds/1965S	3	Mid Pipes	3"	21	2967SY	2967SYC	-	-
05-14	6.1/6.4L	For use w/ 6965S/36965S	3	Mid Pipes	3"	56	6965SY	6965SYC	36965SY	36965SYC
05-14	5.7L	For use w/ 6965S/36965S	3	Mid Pipes	3"	56	6966SY	6966SYC	36966SY	36966SYC
DODGE Cars										
MAGNUM / CHARGER / CHALLENGER										
15-17	6.2/6.4L	For use w/ factory manifolds/1968S	3	Mid Pipes	3"	21	2968SD	2968SDC	-	-
15-17	6.2/6.4L	For use w/ 6965S/6966S/36966SN	3	Mid Pipes	3"	21	6968SD	6968SDC	36968SD	36968SDC
05-16	5.7L	For use w/ factory manifolds/1964S/1964S-1 AWD only	3	Mid Pipes	2 1/2"	21	-	2966SYC	-	-
05-17	5.7L	For use w/ factory manifolds/1964S/1964S-1	3	Mid Pipes	2 1/2"	21	2965SY	2965SYC	-	-
05-14	6.1/6.4L	For use w/ factory manifolds/1965S	3	Mid Pipes	3"	21	2967SY	2967SYC	-	-
05-14	6.1/6.4L	For use w/ 6965S/36965S	3	Mid Pipes	3"	56	6965SY	6965SYC	36965SY	36965SYC
05-16	5.7L	For use w/ 6965S/36965S	3	Mid Pipes	3"	56	6966SY	6966SYC	36966SY	36966SYC
FORD Cars										
GT										
05-06	5.4L	For use w/ 6690S	3	Mid Pipes	3"	56	6690SD	-	-	-
COBRA / MACH 1 / GT500										
11-14	5.4/5.8L	For use w/ factory manifolds/1695S (2 3/4" Exhaust)	3	H-Pipe	3"	21	1798SH	1798SHC	-	-
11-14	5.4/5.8L	For use w/ factory manifolds/1695S (2 3/4" Exhaust)	3	X-pipe	3"	21	1798SX	1798SXC	-	-
11-14	5.4/5.8L	For use w/ 6695S/36695S (3" - 2 3/4" Exhaust)	3	X-pipe	3"	56	6698SX	6698SXC	36698SX	36698SXC
07-10	5.4L	For use w/ 6695S/36695S (3" - 2 1/2" Exhaust)	3	X-pipe	3"	56	6695SX	6695SXC	36695SX	36695SXC
07-10	5.4L	For use w/ 6695S/36695S (3" - 3" Exhaust)	3	X-pipe	3"	56	6696SX	6696SXC	-	-
07-10	5.4L	For use w/ factory manifolds/1695S (2 1/2" Exhaust)	3	X-pipe	2 1/2"	21	1795SX	1795SXC	-	-
07-10	5.4L	For use w/ factory manifolds/1695S (3" - 3" Exhaust)	3	X-pipe	3"	21	1796SX	1796SXC	-	-
96-04	4.6L 4V	For use w/ 6635S headers	3	H-Pipe	2 1/2"	56	6632SH	6632SHC	36632SH	36632SHC
96-04	4.6L 4V	For use w/ 1625S-7JT headers or stock manifolds	3	H-Pipe	2 1/2"	21	1726SH	-	-	-

21 Direct replacement. For use with JBA headers or stock manifolds.
56 For use with JBA headers only.

Automotive Mid-Pipes

Year	Engine	Application	Emission Codes	Description	Tube Size	Notes	409 Part No. Non-Called	409 Part No. Called	304 Part No. Non-Called	304 Part No. Called
FORD Cars (cont.)										
MUSTANG										
15-17	5.0L	For use w/ 6689S/36689S headers & factory exhaust or 40-2645	3	Mid Pipes	2 1/2"	56	6689SD	6689SDC	36689SD	36689SDC
11-14	5.0L	For use w/ factory manifolds/1685S & exhaust or 40-2642	3	X-pipe	3"	21	1785SX	-	-	-
11-14	5.0L	For use w/ factory manifolds/1685S & exhaust or 40-2642	3	H-Pipe	3"	21	1785SH	-	-	-
11-14	5.0L	For use w/ factory manifolds/1685S & 40-2643	3	X-pipe	3"	21	1786SX	-	-	-
11-14	5.0L	For use w/ factory manifolds/1685S & 40-2643	3	H-Pipe	3"	21	1786SH	-	-	-
11-14	5.0L	For use w/ factory headers/1685S or 1685S	3	Mid Pipes	3"	21	-	1787SDC	-	-
11-14	5.0L	For use w/ 6685S/36685S headers & factory 2.75" exhaust	3	H-Pipe	3"	56	6685SH	6685SHC	36685SH	36685SHC
11-14	5.0L	For use w/ 6685S/36685S headers & factory 2.75" exhaust	3	X-pipe	3"	56	6685SX	6685SXC	36685SX	36685SXC
11-14	5.0L	For use w/ JBA 6685S/36685S headers & 40-2643	3	H-Pipe	3"	56	6686SH	6686SHC	-	-
11-14	5.0L	For use w/ JBA 6685S/36685S headers & 40-2643	3	X-pipe	3"	56	6686SX	6686SXC	-	-
05-10	4.6L 3V	For use w/ 1675S headers or stock manifolds	3	X-pipe	2 1/2"	21	1775SX	1775SXC	-	-
05-10	4.6L 3V	For use w/ 6673S headers & 40-2640	3	H-Pipe	3"	56	6673SH	6673SHC	-	-
05-10	4.6L 3V	For use w/ 6675S/36675S headers	3	H-Pipe	2 1/2"	56	6675SH	6675SHC	36675SH	36675SHC
99-04	4.6L 2V	For use w/ 1625S-9 headers or stock manifolds	3	H-Pipe	2 1/2"	21	1726SH	-	-	-
99-04	4.6L 2V	For use w/ 6632S/36632S headers	3	H-Pipe	2 1/2"	56	6632SH	6632SHC	36632SH	36632SHC
65-73	289/302	For use w/ 1650S/1650S-2 headers	2	H-Pipe	2 1/2"	56	1650SH	-	-	-
65-73	289/302	For use w/ 1650S/1650S-2 headers	2	X-pipe	2 1/2"	56	1650SX	-	-	-
65-70	289/302	For use w/ 1650S/1650S-2 headers	2	H-Pipe	2 1/2"	56	1651SH	-	-	-
65-73	289/302	For use w/ 1650S/1650S-2 headers and AOD trans.	2	H-Pipe	2 1/2"	56	1652SH	-	-	-
65-73	351W	For use w/ 1653S headers	2	H-Pipe	2 1/2"	56	1653SH	-	-	-
65-73	351W	For use w/ 1655S	2	H-Pipe	2 1/2"	56	1655SH	-	-	-
65-73	351W	For use w/ 1655S headers, w/ T56 trans.	2	H-Pipe	2 1/2"	56	1656SH	-	-	-
65-73	351W	For use w/ 1653S headers, w/ AOD trans.	2	H-Pipe	2 1/2"	56	1657SH	-	-	-
65-73	289/302	For use w/ 6610S/36610S headers	2	H-Pipe	2 1/2"	56	6610SH	-	36610SH	36610SH
65-73	289/302	For use w/ 6611S/36611S headers	2	H-Pipe	2 1/2"	56	6611SH	-	36611SH	36611SH
65-70	289/302	For use w/ 6613S headers 4sp/Auto	2	H-Pipe	2 1/2"	56	6613SH	-	-	-
65-70	289/302	For use w/ 6651S headers 4sp/Auto	2	H-Pipe	2 1/2"	56	6651SH	-	-	-
65-70	289/302	For use w/ 6651S headers 4sp/Auto	2	X-Pipe	2 1/2"	56	6651SX	-	-	-
67-70	390/427/428/CJ	For use w/ 6654S headers w/ T-5 trans.	2	H-Pipe	2 1/2"	56	6654SH	-	-	-
67-70	390/390GT/427/428/CJ	For use w/ 6655S or 6656S headers w/ 4sp/Auto	2	H-Pipe	2 1/2"	56	6655SH	-	-	-
PONTIAC Cars										
FIREBIRD / TRANS AM										
98-02	LS	For use w/ 6814S, 6814S-1 & 6814S-2 headers	3	Mid Pipes	2 1/2"	56	6814SY	-	-	-
GTO										
05-06	6.0L LS2	For use w/ 1809S headers or stock manifolds	3	Mid pipes	2 1/2"	21	2810SY	2810SYC	-	-
05-06	6.0L LS2	For use w/ 6809S	3	Mid pipes	2 1/2"	56	6810SD	6810SDC	-	-
2004	5.7L LS1	For use w/ 1809S headers or stock manifolds	3	Mid pipes	2 1/2"	21	2809SY	2809SYC	-	-
2004	5.7L LS1	For use w/ 6809S	3	Mid pipes	2 1/2"	56	6809SD	6809SDC	-	-

Truck & SUV Mid-Pipes

Year	Engine	Application	Emission Codes	Description	Tube Size	Notes	409 Part No.	304 Part No.
CADILLAC Trucks and SUVs								
ESCALADE / ESV / EXT								
15-17	5.3/6.2L DFI	For use w/ 6853S headers	3	Y-Pipe	3"	56	6853SY	-
99-06	4.8-6.0L	2wd Only For use with 6850S headers	3	Y-Pipe	3"	56	6850SY	-
07-13	4.8/5.3L	For use w/ 6852S headers	3	Y-Pipe	3"	56	6852SY-1	-
99-06	4.8/5.3L	For use w/ 6852S headers	3	Y-Pipe	3"	56	6852SY	-
CHEVROLET & GMC Trucks and SUVs								
AVALANCHE								
01-06	8.1L	For use w/ 1860S/1861S headers. w/ Allison trans.	1	Mid-Pipe	3"	5,56	1860SY	-
01-06	8.1L	For use w/ 1860S/1861S headers w/ 4L80-E trans.	1	Mid-Pipe	3"	5,56	1860SY-1	-
99-06	4.8-6.0L	2wd Only For use with 6850S headers	3	Y-Pipe	3"	56	6850SY	-
C/K SERIES PICK UP								
96-00	7.4L	For use w/ 1822S / 1823S headers	1	Mid-Pipe	3"	5,56	1822SY	-
92-95	7.4L	For use w/ 1822S-1	1	Y-Pipe	2.5"	5,56	1821SY	-
88-91	7.4L	454SS only. For use w/ 1822S-2 or 1822S-3 headers	1	Y-Pipe	3"	5,56	1820SY	-
88-93	4.3/5.0/5.7L	For use w/ 1830S/1831S headers	1	Y-Pipe	3"	5,56	2831SY	-
SILVERADO / SIERRA								
14-17	5.3/6.2L DFI	For use w/ 6853S headers	3	Y-Pipe	3"	56	6853SY	-
01-06	8.1L	For use w/ 1860S / 1861S headers w/ Allison trans.	1	Mid-Pipe	3"	5,56	1860SY	-
07-13	4.8/5.3L	For use w/ 6852S headers	3	Y-Pipe	3"	56	6852SY-1	-
99-06	4.8/5.3L	For use w/ 6852S headers	3	Y-Pipe	3"	56	6852SY	-
01-06	8.1L	For use w/ 1860S / 1861S headers w/ 4L80-E trans.	1	Mid-Pipe	3"	5,56	1860SY-1	-
99-06	4.8-6.0L	2wd Only For use with 6850S headers	3	Y-Pipe	3"	56	6850SY	-
SUBURBAN								
15-17	5.3/6.2L DFI	For use w/ 6853S headers	3	Y-Pipe	3"	56	6853SY	-
07-13	4.8/5.3L	For use w/ 6852S headers	3	Y-Pipe	3"	56	6852SY-1	-
99-06	4.8/5.3L	For use w/ 6852S headers	3	Y-Pipe	3"	56	6852SY	-
02-06	8.1L	For use w/ 1860S / 1861S headers w/ Allison trans.	1	Mid-Pipe	3"	5,56	1860SY	-
02-06	8.1L	For use w/ 1860S / 1861S headers w/ 4L80-E trans.	1	Y-Pipe	3"	5,56	1860SY-1	-
99-06	4.8-6.0L	2wd Only For use with 6850S headers	3	Y-Pipe	3"	56	6850SY	-
96-00	7.4L	For use w/ 1822S / 1823S headers	1	Mid-Pipe	3"	5,56	1822SY	-
92-95	7.4L	For use w/ 1822S-1 headers	1	Y-Pipe	2 1/2"	5,56	1821SY	-
TAHOE / YUKON								
15-17	5.3/6.2L DFI	For use w/ 6853S headers	3	Y-Pipe	3"	56	6853SY	-
07-13	4.8/5.3L	For use w/ 6852S headers	3	Y-Pipe	3"	56	6852SY-1	-
99-06	4.8/5.3L	For use w/ 6852S headers	3	Y-Pipe	3"	56	6852SY	-
99-06	4.8-6.0L	2wd Only For use with 6850S headers	3	Y-Pipe	3"	56	6850SY	-

5 50-State Smog Legal header; C.A.R.B. E.O. # D-57-33, D-57-35 or D-57-36

21 Direct replacement. For use with JBA headers or stock manifolds.

56 For use with JBA headers only.

Truck & SUV Mid-Pipes

Year	Engine	Application	Emission Codes	Description	Tube Size	Notes	409 Part No.	304 Part No.
DODGE Trucks and SUVs								
DAKOTA								
96-99	5.9L	R/T Only. For use w/ 1945S-1 or stock manifolds	3	Mid-Pipe	2"	21	2946SY	-
96-99	3.9/5.2/5.9L	Auto Only. For use w/ 1945S-1 or stock manifolds	3	Y-Pipe	2"	21	2945SY	-
DURANGO								
96-99	3.9/5.2/5.9L	Auto Only. For use w/ 1945S-1 or stock manifolds	3	Y-Pipe	2"	21	2945SY	-
RAM								
09-17	5.7L	2wd/4wd 1500 Auto Only. For use w/ JBA 6961S 6962S or 36961S	3	Y-Pipe	3"	56	6963SY	36963SY
06-08	5.7L	2wd/4wd 1500 Auto Only. For use w/ JBA 6961S 6962S or 36961S	3	Y-Pipe	3"	56	6961SY	36961SY
04-05	5.7L	2wd/4wd Auto Only. For use w/ JBA or stock manifolds	1	Y-Pipe	2 1/2"	5,56	2964SY	-
FORD Trucks and SUVs								
F-150								
11-14	5.0L	For use w/ 6615S	3	Y-Pipe	3"	56	6615SY	-
05-10	5.4L	For use w/ 6676S	3	Y-Pipe	3"	56	6676SY	-
JEEP Trucks and SUVs								
WRANGLER								
07-11	4.0L	For use w/ 6528S headers	3	Y-Pipe	2 1/2"	21	6528SY	-
91-95	4.0L	For use w/ 1526S headers or stock manifolds	3	Mid-Pipe	2 1/2"	21	1526SY	-
SRT-8								
06-11	6.4L	SRT-8 Jeep. For use w/ 36967S	3	Mid-Pipe	3"	56	-	36967SD
NISSAN Trucks and SUVs								
TITAN								
16-17	5.6L	For use w/ 6412S	3	Mid-Pipe	2 1/2"	56	6412SD	-
04-15	5.6L	For use w/ 6411S	3	Mid-Pipe	3"	56	6411SD	-
TOYOTA Trucks and SUVs								
TUNDRA								
10-16	5.7L	For use w/ 6012S or 36012S	3	Mid-Pipe	2 1/2"	56	6012SD-1	36012SD-1
07-09	5.7L	For use w/ 6012S or 36012S	3	Mid-Pipe	2 1/2"	56	6012SD	36012SD
05-06	4.7L	For use w/ 2011S headers or stock manifolds	1	Y-Pipe	2 1/2"	5	2011SY	-
03-04	4.7L	For use w/ 2010S headers or stock manifolds	1	Y-Pipe	2 1/2"	5	2010SY-1	-
00-02	4.7L	For use w/ 2010S headers or stock manifolds	1	Y-Pipe	2 1/2"	5	2010SY	-






EXHAUST SYSTEMS

THE BEST POWER, SOUND, AND QUALITY

When it comes to performance exhaust systems, most people are looking for three things: Power, sound, and quality. JBA Exhaust Systems deliver the best of all three, giving it both great looks and performance. One of the first performance upgrades typically made to a vehicle is the addition of a performance exhaust system. While there is a high demand for performance sound, the capacity for power in a JBA exhaust system gives JBA the extra edge. Each system is tuned to provide the best possible exhaust tone without being overwhelming from within the vehicle. By replacing the restrictive factory exhaust system with free flowing mandrel-bent stainless tubing and quality performance mufflers, JBA has developed the power, sound, and efficiency desired in a vehicle. Each kit is finished with a polished chrome plated stainless steel tip that resists discoloring, along with high quality hardware and thorough instructions for a simple bolt-on installation.



JBA EXHAUST FEATURES:

1. Large diameter mandrel-bent tubing
2. Stainless steel high flow muffler(s)
3. High quality hardware kits included
4. Polished chrome stainless steel tip
5. Factory style hangers

JBA EXHAUST BENEFIT:

- Increased hp/tq and improved throttle response
- Powerful exhaust tone, greatest flow / durability
- No extra parts needed
- Won't discolor, enhances vehicle appearance
- Easy installation

Automotive Exhaust

Year	Engine	Application	Notes	Emission Codes	Description	2/4wd	Tip Size	Tube Size	Part No.
CHEVROLET Cars									
CAMARO									
2015	6.2L	V8 - Cat-Back For use w/ 6813/36813 long tubes and mid-pipes		3	Dual rear exit	rwd	4"	3"	40-3120
2015	6.2L	V8 - Cat-Back For use with factory or 2-1/2" Mid-pipe		1	Dual rear exit	rwd	4"	3"	40-3119
2015	6.2L	V8 - Axle-Back	62	1	Dual rear exit	rwd	4"	2 1/2"	40-3115
10-14	6.2L	For use with 2-1/2" Mid-pipe	62	1	Dual rear exit	rwd	4"	2 1/2"	40-3112
10-14	6.2L	For use with 2-1/2" Mid-pipe		1	Dual rear exit	rwd	4"	3"	40-3114
10-14	6.2L	V8 - Cat-Back For use with 6813 series longtubes and mid-pipes		3	Dual rear exit	rwd	4"	3"	40-3113
10-15	3.6L	V6 LT	62	1	Dual rear exit	rwd	4"	2 1/2"	40-3116
SS									
14-16	6.2L	V8 - Axle-Back w/ Dual 3" Tips (Total of 4)	62	1	Dual rear exit	rwd	3"	2 1/2"	40-3117
14-16	6.2L	V8 - Cat-Back w/ Dual 3" Tips (Total of 4)	62	1	Dual rear exit	rwd	3"	2 1/2"	40-3118
CHRYSLER Cars									
300C									
12-14	6.1/6.4L	SRT8		1	Dual rear exit	rwd	3 1/2"	3"	40-1667
11-14	5.7L	All	11	1	Dual rear exit	rwd	N/A	2 1/2"	40-1602
05-10	5.7L	All		1	Dual rear exit	rwd	3 1/2"	2 1/2"	40-1600
05-10	6.1L	All		1	Dual rear exit	rwd	3 1/2"	3"	40-1601
DODGE Cars									
CHALLENGER									
15-17	6.2/6.4L	SRT8 & Hellcat Cat-Back	11,62	1	Dual rear exit	rwd	N/A	3"	40-1671
15-17	6.2/6.4L	SRT8 & Hellcat Axle-Back	11,62	1	Dual rear exit	rwd	N/A	3"	40-1670
08-14	5.7L	All	11	1	Dual rear exit	rwd	N/A	2 1/2"	40-1666
08-14	6.1/6.4L	SRT8	11	1	Dual rear exit	rwd	N/A	3"	40-1665
MAGNUM									
05-08	5.7L	All		1	Dual rear exit	rwd	3 1/2"	3 1/2"	40-1600
05-09	6.1L	All		1	Dual rear exit	rwd	3 1/2"	3"	40-1601
CHARGER									
15-17	6.2/6.4L	SRT8 & Hellcat		1	Dual rear exit	rwd	3 1/2"	3"	40-1669
11-14	5.7L	All	11	1	Dual rear exit	rwd	N/A	2 1/2"	40-1602
05-10	5.7L	All		1	Dual rear exit	rwd	3 1/2"	2 1/2"	40-1600
12-14	6.1/6.4L	SRT8		1	Dual rear exit	rwd	3 1/2"	3"	40-1668
05-10	6.1/6.4L	SRT8		1	Dual rear exit	rwd	3 1/2"	3"	40-1601
FORD Cars									
COBRA / MACH 1 / GT500									
11-14	5.4/5.8L	GT500 use with 2-3/4" Mid-pipe		1	Dual rear exit	rwd	4"	3"	40-2644
07-10	5.4L	GT500 Axle Back		1	Dual rear exit	rwd	3 1/2"	2 1/2"	40-2627
07-10	5.4L	GT500 Axle Back		1	Dual rear exit	rwd	4"	2 1/2"	40-2629
07-10	5.4L	GT500 use with 2-1/2" Mid-pipe		1	Dual rear exit	rwd	4"	3"	40-2639
07-10	5.4L	GT500 use with 6695S/36695S & 3" JBA X-pipe		3	Dual rear exit	rwd	4"	3"	40-2640
99-04	4.6L 4V	Cobra use with 2-1/2" H-pipe, IRS only		1	Dual rear exit	rwd	3 1/2"	3"	40-2625

11 System requires use of factory exhaust tip
62 Kit requires the cutting of factory exhaust system for installation
63 System designed without mufflers and accommodates Active Valve System

Automotive Exhaust

Year	Engine	Application	Emission Codes	Description	2/4wd	Tip Size	Tube Size	Part No.
FORD Cars								
MUSTANG								
15-17	5.0L	V8 - Axle-back	1	Dual rear exit	rwd	4"	3"	40-2686
15-17	5.0L	Cat-back to factory exhaust or 6689SD/SDC	1	Dual rear exit	rwd	4"	2 1/2-3"	40-2645
15-17	5.0L	Competition System use w/ 6689S/36689S Long Tubes	3	Dual rear exit	rwd	4"	3"	40-2646
11-14	5.0L	GT 3 - Use w/ 1785/6685/Stock Mid-Pipe	1	Dual rear exit	rwd	4"	3"	40-2685
11-14	5.0L	GT 3 - Use w/ 1785/6685/Stock Mid-Pipe	1	Dual rear exit	rwd	4"	2 3/4-3"	40-2644
11-14	5.0L	GT 3 - Use w/ 6685S/36685S w/ 6686 or 1786 H or X-Pipe	3	Dual rear exit	rwd	4"	3"	40-2643
11-14	3.7L	V6 - Axle-back	1	Dual rear exit	rwd	4"	2 1/2-3"	40-2618
05-10	4.6L 3V	GT with stock 2-1/2	1	Dual rear exit	rwd	4"	2 1/2-3"	40-2639
05-10	4.6L 3V	GT - Use w/ 6673S and 6673SH H-Pipe	3	Dual rear exit	rwd	4"	3"	40-2640
05-10	4.0L	V6 - Cat-back	1	Dual rear exit w/ Y-pipe	rwd	3 1/2"	2 1/2"	40-2630
05-10	4.0L	V6 - Cat-back	1	Dual rear exit w/ H-pipe	rwd	3 1/2"	2 1/2"	40-2631
05-10	4.6L 3V	GT - Axle-back	1	Dual rear exit	rwd	3 1/2"	2 1/2"	40-2627
05-09	4.0L	V6 - Axle-back	1	Single side axle-back, rear exit	rwd	3 1/2"	2 1/2"	40-2628
05-10	4.6L 3V	GT - Axle-back	1	Dual rear exit	rwd	4"	2 1/2"	40-2629
67-70	289/302/351W	w/ Staggered rear shocks	1	Dual rear exit	rwd	3 1/2"	2 1/2"	40-2655
67-70	390/427/428	w/ Staggered rear shocks	1	Dual rear exit	rwd	3 1/2"	2 1/2"	40-2655
65-70	289/302/351W	All - Turn-downs	1	Dual rear exit	rwd	N/A	2 1/2"	40-2650
65-70	390/427/428	All - Turn-downs	1	Dual rear exit	rwd	N/A	2 1/2"	40-2650
65-70	289/302/351W	Exits under rear valance w/ chrome tips	1	Dual rear exit	rwd	3 1/2"	2 1/2"	40-2654
65-70	390/427/428	Exits under rear valance w/ chrome tips	1	Dual rear exit	rwd	3 1/2"	2 1/2"	40-2654
65-70	289/302/351W	E Model body kit w/ Ceramic ctd tips	1	Dual side exit, E Model style	rwd	Oval	2 1/2"	50-2651
65-70	390/427/428	E Model body kit w/ Ceramic ctd tips	1	Dual side exit, E Model style	rwd	Oval	2 1/2"	50-2651
65-70	289/302/351W	All	1	Dual side exit, R Model style	rwd	N/A	2 1/2"	50-2652
65-70	390/427/428	All	1	Dual side exit, R Model style	rwd	N/A	2 1/2"	50-2652
65-66	289/302/351W	GT w/ chrome trumpet style tips	1	Rear valance exit	rwd	3 1/2"	2 1/2"	40-2653
65-66	390/427/428	GT w/ chrome trumpet style tips	1	Rear valance exit	rwd	3 1/2"	2 1/2"	40-2653
PONTIAC Cars								
GTO								
05-06	6.0L	All	1	Dual rear exit	rwd	4"	2 1/2"	40-3110
2004	5.7L	All (dual rear exit)	1	Split rear	rwd	4"	2 1/2"	40-3109

Power, Sound, Quality



Truck & SUV Exhaust

Year	Engine	Application	Note	Emission Codes	Description	2/4wd	Tip Size	Tube Size	Part No.
CHEVROLET & GMC Trucks and SUVs									
AVALANCHE									
07-08	5.3L	4dr		1	Single side swept exit	rwd	3 1/2"	3"	40-3045
00-06	6.0/8.1L	4dr		1	Single side swept exit	rwd	3 1/2"	3"	40-3016
02-05	5.3L	4dr		1	Single side swept exit	rwd	3 1/2"	3"	40-3015
BLAZER / JIMMY									
02-06	4.2L	ENVOY		1	Single rear exit	rwd	3 1/2"	3"	40-3027
96-99	4.3L	2dr		1	Single side swept exit	rwd	3 1/2"	3"	40-3025
95-99	4.3L	4dr		1	Single side swept exit	rwd	3 1/2"	3"	40-3026
C/K SERIES PICK UP									
96-00	5.7L	Regular Cab / Short Bed		1	Single side swept exit	rwd	3 1/2"	3"	40-3003
96-00	5.7L	Extended Cab / Short Bed		1	Single side swept exit	rwd	3 1/2"	3"	40-3001
COLORADO / CANYON									
15-17	3.6L	Reg Cab / Ext Cab / Crew Cab / All Beds		1	Single side swept exit	rwd	3 1/2"	2 1/2"	40-3053
SILVERADO / SIERRA									
14-17	5.3L DFI	Ext Cab, Long & Short Bed / Crew Cab, Short Bed		1	Single side swept exit	rwd	3 1/2"	3"	40-3051
07-08	4.8/5.3L	Crew Cab / Short Bed		1	Single side swept exit	rwd	3 1/2"	3"	40-3046
07-08	4.8/5.3L	Crew Cab / Short Bed		1	Dual Side swept exit	rwd	3 1/2"	3"	40-3047
05-17	4.3/4.8/5.3L	Reg Cab / Ext Cab / Crew Cab / Short Bed		1	Dual rear exit	rwd	3 1/2"	3-2 1/2"	40-3049
04-06	5.3L	Crew Cab / Short Bed		1	Single side swept exit	rwd	3 1/2"	3"	40-3044
02-06	4.3/4.8/5.3L	Regular Cab / Short Bed		1	Single side swept exit	rwd	3 1/2"	3"	40-3007
01-06	6.0/8.1L	2500/3500 HD ALL	62	1	Dual side swept exit	rwd	3 1/2"	3"	40-3030
99-06	4.3/4.8/5.3L	Extended Cab / Short Bed		1	Single side swept exit	rwd	3 1/2"	3"	40-3009
99-01	4.3/4.8/5.3L	Regular Cab / Short Bed		1	Single side swept exit	rwd	3 1/2"	3"	40-3005

62 Kit requires the cutting of factory exhaust system for installation



Truck & SUV Exhaust

Year	Engine	Application	Note	Emission Codes	Description	2/4wd	Tip Size	Tube Size	Part No.
CHEVROLET & GMC Trucks and SUVs									
SUBURBAN									
00-06	4.8/5.3L	4dr 1/2 ton		1	Single side swept exit	rwd	3 1/2"	3"	40-3014
00-06	6.0/8.1L	4dr		1	Single side swept exit	rwd	3 1/2"	3"	40-3016
TAHOE / YUKON									
15-17	5.3/6.2L DFI	All		1	Single side swept exit	rwd	3 1/2"	3"	40-3052
06-09	5.3L	4dr		1	Single side swept exit	rwd	3 1/2"	3"	40-3043
TRAIL BLAZER									
07-08	6.0L	SS		1	Single rear exit	rwd	4"	3"	40-3048
02-06	4.2L	All (Except XL)		1	Single rear exit	rwd	3 1/2"	3"	40-3027
DODGE Trucks and SUVs									
DAKOTA									
09-11	3.7/4.7L	Ext Cab / Short Bed		1	Dual rear exit	rwd	3 1/2"	3"	40-1537
2005	3.9/4.7L	Quad Cab / Short Bed		1	Single side swept exit	rwd	3 1/2"	3"	40-1534
DURANGO									
11-17	3.6/5.7L	4dr Axle-Back		1	Dual rear exit	awd	2 1/2"	4"	40-1538
04-05	4.7/5.7L	4dr		1	Single side swept exit	rwd	3 1/2"	3"	40-1512
02-03	4.7/5.9L	4dr, 5.9L RT only		1	Single side swept exit	rwd	3 1/2"	3"	40-1511
RAM									
06-17	5.7L HEMI	Quad Cab, Std Cab, 1500		1	Single side swept exit	rwd	3 1/2"	3"	40-1535
06-17	5.7L HEMI	Quad Cab, Std Cab, 1500 w/ Dual Cut-Out Bumper		1	Dual rear exit	rwd	4"	3-2 1/2"	40-1536
04-05	5.7L HEMI	Quad Cab, 1500		1	Single side swept exit	rwd	3 1/2"	3"	40-1529
2003	5.7L HEMI	Reg Cab Short Bed		1	Single side swept exit	rwd	3 1/2"	3"	40-1528
98-01	3.9/5.2/5.9L	1500, 2500 Short Bed		1	Single side swept exit	rwd	3 1/2"	3"	40-1508



Truck & SUV Exhaust

Year	Engine	Application	Emission Codes	Description	2/4wd	Tip Size	Tube Size	Part No.
FORD Trucks and SUVs								
EXCURSION								
99-02	5.4/6.8L	All	1	Single side swept exit	rwd	3 1/2"	3"	40-2501
EXPLORER								
97-01	4.0L SOHC	4dr, Single inlet muffler	1	Single side swept exit	rwd	3 1/2"	2 1/2"	40-2531
F SERIES (F150, F250, F350, SUPER DUTY)								
15-17	2.7/3.5/5.0L Incl. ECO	All	1	Single side swept exit	rwd	3 1/2"	3"	40-2529
15-17	5.0L	All	1	Dual rear exit	rwd	3 1/2"	3"	40-2539
11-14	3.5L/5.0L	Eco Boost & 5.0L	1	Single side swept exit	rwd	3 1/2"	3"	40-2528
09-14	3.7/4.6/5.0/5.4/6.2L	Reg Cab / Ext Cab / Crew Cab / Short Bed	1	Dual rear exit	rwd	3 1/2"	3-2 1/2"	40-2538
04-10	5.4L 3V	ALL (exc. SD)	1	Dual rear exit	rwd	3 1/2"	3-2 1/2"	40-2536
04-09	5.4L 3V	ALL (exc. SD)	1	Single side swept exit	rwd	3 1/2"	3"	40-2526
01-03	4.6/5.4L	SuperCrew	1	Single side swept exit	rwd	3 1/2"	3"	40-2520
99-03	5.4/6.8L	Super Duty	1	Single side swept exit	rwd	3 1/2"	3"	40-2512
98-03	4.2/4.6/5.4L	All F150	1	Single side swept exit	rwd	3 1/2"	3"	40-2522
87-96	4.9/5.0/5.8L	Super Cab / Long Bed	1	Single side swept exit	rwd	3 1/2"	3"	40-2509
RANGER								
98-11	2.5/3.0/4.0L	Regular Cab / Short Bed	1	Single side swept exit	rwd	3 1/2"	2 1/2"	40-2540
98-11	2.5/3.0/4.0L	Super Cab / Short Bed	1	Single side swept exit	rwd	3 1/2"	2 1/2"	40-2542
RAPTOR								
10-14	6.2L	2+2 door SuperCab	1	Dual side swept exit	rwd	3 1/2"	3"	40-2527
10-14	6.2L	2+2 door SuperCab	1	Dual front of rear tire exit	rwd	3 1/2"	3"	40-2537
HUMMER								
H2								
03-06	6.0L	All	1	Single rear exit	rwd	N/A	3"	40-3023
JEEP								
CHEROKEE SRT								
12-17	6.1/6.4L	All	1	Dual rear exit	awd	4"	3"	40-1515
GRAND CHEROKEE								
99-01	4.0/4.7L	4dr, fits 4.7L to 2001	1	Single rear exit	rwd	3 1/2"	2 1/2"	40-1513
93-98	4.0/5.2L	4dr	1	Single rear exit	rwd	2 1/2"	2 1/2"	40-1506
WRANGLER								
07-17	3.8/3.6L	JK	1	Single rear exit	rwd	2 1/2"	2 1/2"	40-1509
00-06	2.5/4.0L	TJ	1	Single rear exit	rwd	3 1/2"	2 1/2"	40-1501
97-99	2.5/4.0L	TJ	1	Single rear exit	rwd	3 1/2"	2 1/2"	40-1514
91-96	2.5/4.0L	YJ	1	Single rear exit	rwd	3 1/2"	2 1/2"	40-1502

Truck & SUV Exhaust

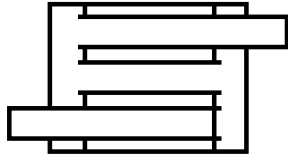
Year	Engine	Application	Emission Codes	Description	2/4wd	Tip Size	Tube Size	Part No.
NISSAN Trucks and SUVs								
ARMADA								
2016	5.6L	4dr	1	Single side swept exit	rwd	3 1/2"	3"	40-1406
04-15	5.6L	4dr	1	Single side swept exit	rwd	3 1/2"	3"	40-1405
FRONTIER								
04-16	4.0L	King Cab/Crew Cab	1	Single side swept exit	rwd	3 1/2"	2 1/2"	40-1411
TITAN								
16-17	5.6L	All except Long Bed	1	Single side swept exit	rwd	3 1/2"	3"	40-1401
04-15	5.6L	All except Long Bed	1	Single side swept exit	rwd	3 1/2"	3"	40-1400
TOYOTA Trucks and SUVs								
4RUNNER								
96-98	2.7/3.4L	4dr	1	Single side swept exit	rwd	3"	2 1/2"	40-9010
FJ CRUISER								
07-14	4.0L	All	1	Single rear exit	rwd	3 1/2"	2 1/2"	40-9020
TACOMA								
16-17	3.5L	All except Long Bed	1	Single side swept exit	rwd	3 1/2"	2 1/2"	40-9021
13-15	4.0L	All except Long Bed	1	Single side swept exit	rwd	3 1/2"	2 1/2"	40-9019
05-12	4.0/2.7L	All except Long Bed	1	Single side swept exit	rwd	3 1/2"	2 1/2"	40-9016
00-04	3.4L	Xtra Cab	1	Single side swept exit	rwd	3"	2 1/2"	40-9015
95-99	2.4/2.7L	Xtra Cab	1	Single side swept exit	rwd	3"	2 1/2"	40-9012
95-99	3.4L	Prerunner Xtra Cab	1	Single side swept exit	rwd	3"	2 1/2"	40-9013
TUNDRA								
10-17	4.6/4.7/5.7L	All	1	Single side swept exit	rwd	3 1/2"	2 1/2"	40-9005
07-17	4.6/4.7/5.7L	All	1	Dual side swept exit	rwd	3 1/2"	2 1/2"	40-9004
07-09	4.7/5.7L	All	1	Single side swept exit	rwd	3 1/2"	2 1/2"	40-9003
00-06	4.7L	Double Cab/Access Cab	1	Single side swept exit	rwd	3 1/2"	2 1/2"	40-9014

Power, Sound, Quality

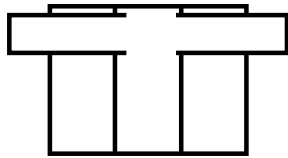


GET THAT JBA SOUND NOW!

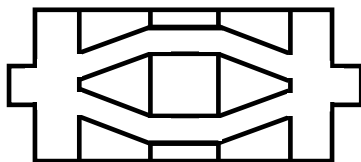
JBA has responded to our customers' demand by releasing new **JBA Universal 304 Stainless Steel Muffler Series** featuring eighteen unique designs engineered to provide the signature **JBA** sound. Now you can get that great JBA sound no matter what vehicle you drive. Available in both chambered and straight through designs.



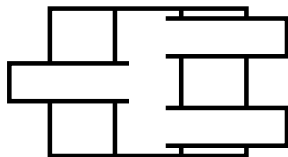
40-301400



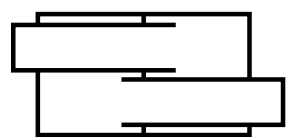
40-301301



40-302201



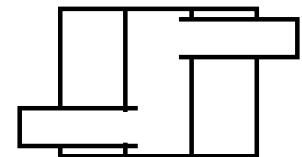
40-252500, 40-302500



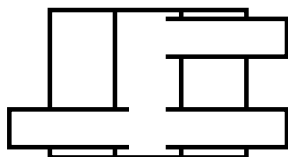
40-252201



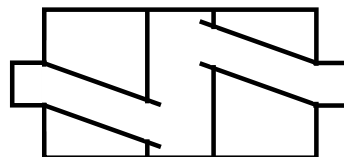
40-250600



40-201300, 40-251300, 40-301100, 40-301300




40-251302



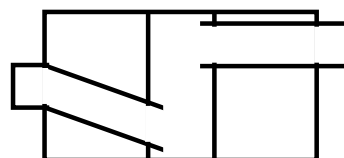
40-302202



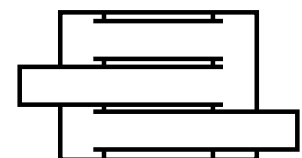
40-301800



40-252200



40-251800



40-251301, 40-251400,

304S Series Exhaust Mufflers

Description	Part No.
Chambered 304SS Muffler 13" x 9.75" x 4" 2" ID Offset / Offset	40-201300
Straight-Through 304SS Muffler 6" x 6" x 4" - 2 1/2" ID Center/Center	40-250600
Chambered 304SS Muffler 13" x 9 3/4" x 4" - 2 1/2" ID Offset/Offset	40-251300
Chambered 304SS Muffler 13" x 9.75" x 4" 2.5" ID Offset / Center	40-251301
Chambered 304SS Muffler 13" x 9.75" x 4" 2.5" ID Offset / Dual Outlets	40-251302
Chambered 304SS Muffler 14" x 9.75" x 4" 2.5" ID Offset / Center	40-251400
Chambered 304SS Muffler 18" x 8" x 5" - 2 1/2" ID Offset/Center	40-251800
Chambered 304SS Muffler 22" x 8" x 5" 2.5" ID Dual In / Dual Out	40-252200
Chambered 304SS Muffler 22" x 7" Round 2.5" ID Offset/Offset 304SS	40-252201
Straight-Through 304SS Muffler 25" X 8" X 5" 3" ID 2.5" ID Out Center In / Dual Out	40-252500
Chambered 304SS Muffler 11" x 9 3/4" x 4" - 3" ID Offset/Offset	40-301100
Chambered 304SS Muffler 13" x 9 3/4" x 4" - 3" ID Offset/Offset	40-301300
Straight-Through 304SS Muffler 13" x 9.75" x 4" 3" ID Same Side	40-301301
Chambered 304SS Muffler 14" x 8" x 5" 3" ID Offset / Offset	40-301400
Straight-Through 304SS Muffler 18" x 8" x 5" 3" ID Offset / Center	40-301800
Chambered 304SS Muffler 22" x 11" x 6" - 3" ID Center/Center	40-302201
Chambered 304SS Muffler 22" x 8" x 5" 3" ID Center / Center	40-302202
Chambered 304SS Muffler 25" x 8" x 5" 3" ID Center In / Dual Out	40-302500

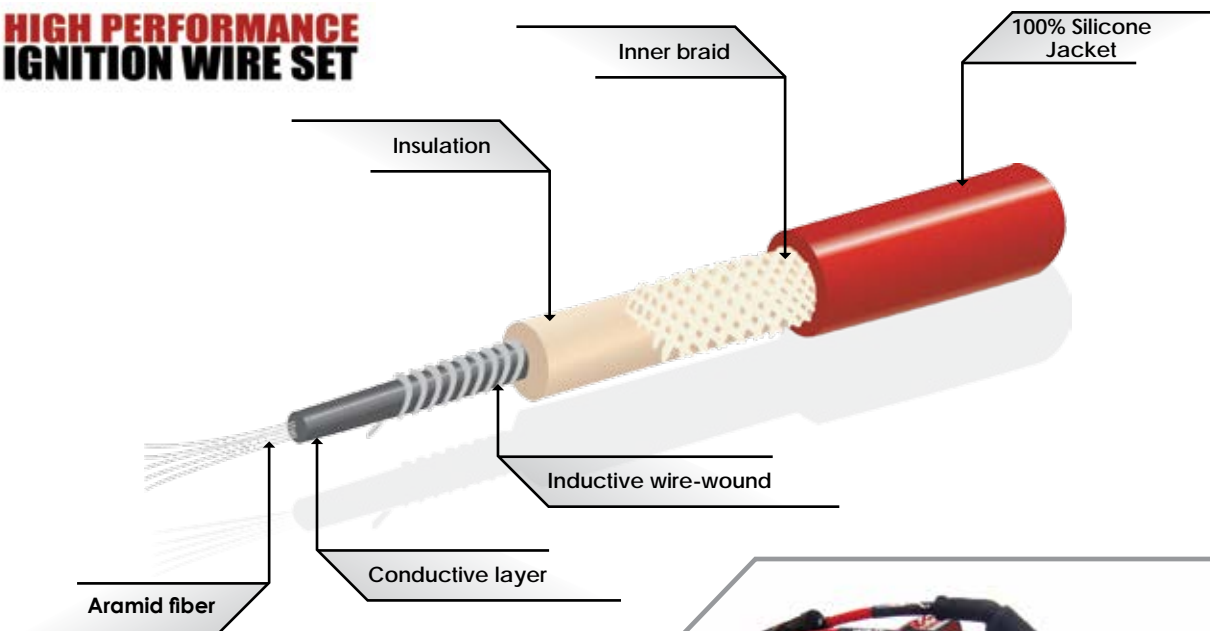
POWER CABLES

IGNITION WIRES

AFFORDABLE PERFORMANCE IGNITION SOLUTION

JBA PowerCables™ ignition wires are less than half the resistance of most factory wires, which frees spark energy and increases performance! Get as much as 5+ hp gain with JBA PowerCables™ as tested by Car Craft Magazine. They feature 100% silicone jackets and unique boot ends designed for maximum clearance and long life for severe duty applications. These heavy duty ignition wires come standard with wire-wound mag conductors for superior Electromagnetic Interference suppression (EMI). Why put old ignition wires on your new JBA equipped engine? Add JBA PowerCables for the best performance and reliability.

HIGH PERFORMANCE IGNITION WIRE SET



JBA POWERCABLES™ FEATURES:

- Extra thick diameters
- 100% silicone jackets
- Ultra low resistance design
- Wire wound mag conductors
- Custom tailored lengths w/ cylinder I.D. labels

JBA POWERCABLES™ BENEFIT:

- Improved under hood appearance
- Resistant to heat and abrasion
- Improved performance through ignition system
- Superior Electromagnetic Interference suppression
- Easy installation

Ignition Wires

Year	Engine	Description	Part No.	Year	Engine	Description	Part No.	Year	Engine	Description	Part No.
CADILLAC				SUBURBAN				FORD - F SERIES (F150,F250,F350, SuperDuty)			
ESCALADE				13-16	5.3/6.0/6.2L	8mm Red	W0812	01-03	4.2L	8mm Blue	W06719
14-16	5.3/6.0/6.2L	8mm Red	W0812	13-16	5.3/6.0/6.2L	8mm Blue	W08129	97-00	4.2L	8mm Blue	W06729
14-16	5.3/6.0/6.2L	8mm Blue	W08129	07-12	4.8/5.3/6.0/6.2L	8mm Red	W0807	97-01	4.6L	8mm Blue	W06779
07-13	5.3/6.0/6.2L	8mm Red	W0807	07-12	4.8/5.3/6.0/6.2L	8mm Blue	W08079	79-97	5.0/5.8L	8mm Blue	W06209
07-13	5.3/6.0/6.2L	8mm Blue	W08079	01-06	4.8/5.3/6.0L	8mm Red	W0855	FOCUS			
00-06	5.3/6.0/6.2L	8mm Red	W0855	01-06	4.8/5.3/6.0L	8mm Blue	W08559	00-03	2.0L Zetec	8mm Blue	W06809
00-06	5.3/6.0/6.2L	8mm Blue	W08559	01-06	8.1L	8mm Red	W0861	MUSTANG / COBRA			
98-00	5.7L	8mm Red	W0832	01-06	8.1L	8mm Blue	W08619	05-10	4.0L	8mm Red	W0675
CHEVROLET / GMC				96-00	5.7L	8mm Red	W0832	05-10	4.0L	8mm Blue	W06759
BLAZER / SONOMA / JIMMY				88-95	5.0/5.7L	8mm Red	W0830	01-04	3.8L	8mm Blue	W06179
96-04	4.3L	8mm Red	W0846	YUKON / TAHOE / DENALI				99-00	3.8L	8mm Blue	W06189
96-04	4.3L	8mm Blue	W08469	14-16	5.3/6.0/6.2L	8mm Red	W0812	94-98	3.8L	8mm Blue	W06199
C/K SERIES PICK UP				14-16	5.3/6.0/6.2L	8mm Blue	W08129	79-93	5.0L	8mm Red	W06209
96-05	4.3L	8mm Red	W0842	99-06	4.8/5.3/6.0L	8mm Red	W0855	65-73	289/302	8mm Red	W0650
96-00	7.4L	8mm Red	W0822	99-06	4.8/5.3/6.0L	8mm Blue	W08559	65-73	289/302	8mm Blue	W06509
96-99	5.0/5.7L	8mm Red	W0832	96-00	5.7L	8mm Red	W0832	RANGER			
88-95	4.3L	8mm Red	W0840	88-95	5.0/5.7L	8mm Red	W0830	05-10	4.0L OHC	8mm Red	W0675
88-95	5.0/5.7L	8mm Red	W0830	DODGE				05-10	4.0L OHC	8mm Blue	W06759
88-95	7.4L	8mm Red	W0821	DAKOTA				01-03	3.0L	8mm Blue	W06499
CAMARO				92-03	5.2/5.9L	8mm Red	W0945	2001	3.0L	8mm Blue	W06489
10-17	6.2 LS3/L99	8mm Red	W0812	92-03	5.2/5.9L	8mm Blue	W09459	98-00	3.0L	8mm Blue	W06479
10-17	6.2 LS3/L99	8mm Blue	W08129	92-02	3.9L	8mm Red	W0939	97-00	4.0L OHV	8mm Blue	W06349
98-02	5.7L LS1	8mm Red	W0807	DURANGO				95-97	3.0L	8mm Blue	W06379
98-02	5.7L LS1	8mm Blue	W08079	92-03	5.2/5.9L	8mm Red	W0945	91-94	3.0L	8mm Blue	W06469
93-97	5.7L LT1	8mm Red	W0803	92-03	5.2/5.9L	8mm Blue	W09459	90-96	4.0L OHV	8mm Blue	W06339
CORVETTE				92-02	3.9L	8mm Red	W0939	83-92	2.8/2.9L	8mm Blue	W06309
97-16	5.7/6.0/6.2L	8mm Red	W0807	RAM				THUNDERBIRD			
97-16	5.7/6.0/6.2L	8mm Blue	W08079	92-03	5.2/5.9L	8mm Red	W0945	89-93	5.0L	8mm Blue	W06209
92-95	5.7L LT1	8mm Red	W0815	92-03	5.2/5.9L	8mm Blue	W09459	JEEP			
S-10				92-01	3.9L	8mm Red	W0939	WRANGLER			
96-03	4.3L	8mm Red	W0846	94-98	8.0L V10	8mm Red	W0950	07-11	3.8L - 6 lead set	8mm Red	W01528HT
96-03	4.3L	8mm Blue	W08469	FORD				07-11	3.8L - 2 lead set	8mm Red	W1528HT
SS				BRONCO II				91-00	4.0L	8mm Red	W0526
15-17	6.2L	8mm Red	W0812	84-90	2.8/2.9L	8mm Blue	W06309	LINCOLN			
15-17	6.2L	8mm Blue	W08129	EXPEDITION				MARK VII			
SILVERADO / SIERRA				97-01	4.6L	8mm Blue	W06779	86-93	5.0L	8mm Blue	W06209
13-16	5.3/6.0/6.2L	8mm Red	W0812	EXPLORER				MERCURY			
13-16	5.3/6.0/6.2L	8mm Blue	W08129	02-03	4.0L OHC	8mm Blue	W06769	COUGAR			
07-12	4.8/5.3/6.0/6.2L	8mm Red	W0807	97-00	4.0L OHV	8mm Blue	W06349	67-73	289/302	8mm Red	W0650
07-12	4.8/5.3/6.0/6.2L	8mm Blue	W08079	97-01	4.0L OHC	8mm Blue	W06749	67-73	289/302	8mm Blue	W06509
01-06	8.1L	8mm Red	W0861	91-96	4.0L OHV	8mm Blue	W06339	PONTIAC			
01-06	8.1L	8mm Blue	W08619	EXPLORER SPORT TRAC				GTO			
99-06	4.8/5.3/6.0L	8mm Red	W0855	01-06	4.0L OHC	8mm Red	W0675	04-06	5.7/6.0L	8mm Red	W0807
99-06	4.8/5.3/6.0L	8mm Blue	W08559	01-06	4.0L OHC	8mm Blue	W06759	04-06	5.7/6.0L	8mm Blue	W08079

THE JBA LOOK FOR ANY APPLICATION.

Nothing completes your exhaust system installation like a high quality **JBA Exhaust Tip**. Select from our most popular lengths and diameters which fit exhaust pipe sizes from 2 1/2" to 4". These brilliantly polished exhaust tips come in both weld on and clamp on configurations and come with everything needed for an easy and trouble free installation.

Exhaust Tips					
Inlet Diameter	Outlet Diameter	Length	Description	Part No.	
3"	3 1/2"	9"	Rolled Stainless Steel Chrome Plated Exhaust Tip - Weld On	12-08204	
2 1/2"	3 1/2"	11 1/2"	Rolled Stainless Steel Chrome Plated Exhaust Tip - Weld On	12-08206	
4"	4 1/2"	12"	Angle Cut Stainless Steel Chrome Plated Exhaust Tip - Weld On	12-08216	
2"	4"	11"	Rolled Angle Cut Chrome Plated Trumpet Tip - Weld On	12-08211	
2 1/2"	4"	5 3/4"	Double Wall Polished Stainless Exhaust Tip - Clamp On	12-08257	
3"	4"	5 3/4"	Double Wall Polished Stainless Exhaust Tip - Clamp On	12-08258	
3"	4"	7 5/8"	Double Wall Polished Stainless Exhaust Tip - Clamp On	12-08276	
3"	4"	7 1/4"	Double Wall Polished Stainless Exhaust Tip - Clamp On	12-08272	
2 1/2"	4 1/2"	8 1/4"	Double Wall Polished Stainless Exhaust Tip - Clamp On	12-08282	
2 1/2"	3 1/2"	15"	Rolled Stainless Steel Chrome Plated Exhaust Tip - Clamp On	12-08215	
2 1/2"	3"	9"	Polished Stainless Exhaust Tip - Clamp On	12-08209	

Power, Sound, Quality



12-08204



12-08206



12-08216



12-08211



12-08257



12-08258



12-08276



12-08272



12-08282



12-08215



12-08209



1751



1752



6502W



6811W



6656P



3112C



3113C

Transmission Cross Members

Year	Application	Transmission	Part No.
67-70	Mustang	T-5 5spd	1751
64 1/2-66	Mustang	T-5 5 spd	1752
67-70	Mustang	AOD	1753
64 1/2-66	Mustang	AOD	1754

O2 Extension Wires

Year	Application	Description	Part No.
10-15	Chevrolet/GM	8.5" O2 Extension Wire - Trapezoid Plug	6812W
08-09	Chevrolet/GM	8" O2 Extension Wire - Black Square Plug	6811W
04-06	Chevrolet/GM	24" O2 Extension Wire - Grey Square Plug	6503W
98-02	Chevrolet/GM	36" O2 Extension Wire - Black Square Plug	6502W
97-04	Chevrolet/GM	24" O2 Extension Wire - Black Square Plug	6500W
05-16	Dodge / Chrysler	25.5" O2 Extension Wire - Black Square Plug	6965W
11-17	Ford	37.5" O2 Extension Wire - Six Pin Plug	6685W
11-17	Ford	13.5" O2 Extension Wire - Oval Plug	6686W
05-10	Ford	36" O2 Extension Wire - Round Plug	6680W

Power Steering Ram Drop Bracket

Year	Application	Description	Part No.
64 1/2-70	Mustang w/ factory P/S	P/S Drop Bracket	6656P

Clutch Linkage

Year	Application	Description	Part No.
64 1/2-70	Mustang	Z-bar	1650Z

Convertible Spacer Kits

Year	Application	Description	Part No.
10-15	Camaro 6.2L	Axle Back Spacer Kit	3112C
10-15	Camaro 6.2L	Cat Back Spacer Kit	3113C

Exhaust Clamps

Description	Part No.
2.5" Stainless V-Band Flanges with Clamp	VB25
3" Stainless V-Band Flanges with Clamp	VB30
2.5" Stainless V-Band Clamp	VB25CP
3" Stainless V-Band Clamp	VB30CP

Starter Tubes / Reducers

Description	Part No.
2.5" 409 Series Stainless Steel 2 Bolt flange Starter tube	1650ST
2.5" 409 Series Stainless Steel 2 Bolt flange Starter tube with O2 provision	1650-1ST
2.5" 409 Series Stainless Steel 2 Bolt flange Starter tube for use with JBA 1653 Series Headers	1653ST
2.5" 304 Series Stainless Steel 2 Bolt flange Starter tube	31650ST
2.5" 304 Series Stainless Steel 2 Bolt flange Starter tube with O2 provision	31650-1ST



1650-1ST



VB25



VB25CP



VB30



VB30CP

Exhaust Gaskets

Header Gaskets			
Brand	Engine Family	Port Shape	Part No.
Chevrolet / GM	SB Chevrolet	LG Rectangle	063-1500
Chevrolet / GM	BB Chevrolet	Round	063-1520
Chevrolet / GM	5.3/6.2L GEN 5 Ecotec 3 DFI	SAP	063-0276
Chevrolet / GM	SB Chevrolet LT1	D-Port	063-0275
Chevrolet / GM	GM LS7	D-Port	063-0274
Chevrolet / GM	GM 4.3L V6	Oval	063-4300
Chevrolet / GM	GM LS	Round	063-0272
Chrysler	3.7L V6	Round	063-1930
Chrysler	5.7L HEMI	Square	063-1960
Chrysler	5.7/6.1/6.2/6.4L HEMI	D-Port	063-1965
Chrysler	3.5L V6	Oval	063-3500
Chrysler	3.9L V6	SAP	063-3900
Chrysler	8.1L V10	Oval D	063-5933
Chrysler	273/360	SAP	063-5936
Chrysler	4.7L V8	Round	063-9680
Ford	3.8/4.2L V6	Round	063-1672
Ford	2.0L Zetec	SAP	063-1680
Ford	5.0L Coyote	Round	063-1685
Ford	260-351	Rectangle	063-2530
Ford	3.0L V6	Round	063-3000
Ford	390GT 12 Bolt	Rectangle	063-3950
Ford	4.0L V6 OHC	Round	063-4000
Ford	4.0L V6 Pushrod	D-Port	063-4020
Ford	390-428 FE 16 Bolt	Rectangle	063-4270
Ford	460 EFI	Oval D	063-4600
Ford	4.6/5.4L 3V	Oval D	063-5929
Ford	4.6/5.4L 2V	Round	063-5930



Power, Sound, Quality

Header Gaskets (cont)			
Brand	Engine Family	Port Shape	Part No.
Ford	4.6/5.4L 4V	Oval	063-5931
Ford	6.8L V10	Round	063-5932
Ford	5.4/5.8L GT-500	Oval	063-6695
Jeep	4.0L I6 91-99	SAP	063-1526
Jeep	4.0L I6 00-06	SAP	063-1527
Nissan	5.6L	Oval	063-1400
Nissan	4.0L	Oval	063-1410
Toyota	5.7L	Round	063-2012
Toyota	3.4L	Round	063-2032
Toyota	4.0L w/o air injection 03-11	Round	063-2035
Toyota	4.0L w/o air injection 10-12	Round	063-2036
Toyota	4.0L w/ air injection	Round	063-2037
Toyota	4.7L w/o air injection	Round	063-9543
Toyota	4.7L w/ air injection	Round	063-2011



Misc. Exhaust Gaskets	
Description	Part No.
Dodge/GM Egr Gasket, each	063-1255
GM 4.8L-6.0L Trk Dr Cat Gasket	063-0549
GM 6.0L Trk Pass Cat Gasket	063-0550
GM Air inj Gasket, each	063-1256
2008-2015 GM 6.2L collector gasket set.	063-1812
GM F-Body 96-97 Dr Cat Gasket	063-9014
GM F-Body 98-02 Dr Cat Gasket	063-9016
3 Bolt 2.5" Wire Gaskets, pair	063-1202
3 Bolt 3" Wire Gaskets, pair	063-1204
Cat Gasket for 1625, each	063-1625
Cat Gasket for Zetec Focus	063-1683
GM/Toyota Cat Gasket, each	063-9013

Image Gallery - Cat4Ward Headers



Power, Sound, Quality

Image Gallery - Cat4Ward Headers

Power, Sound, Quality




Image Gallery - Cat4Ward Headers



1816SJS



1817S-5



1818SJS



1822SJS



1822S-1JS



1822S-2JS



1822S-3JS



1823SJS



1830SJS



1830S-4JS



1830S-5JS



1830S-6JS



1832SJT



1832S-2JS



1840S



1840S-3JS



1840S-4JS



1841S



1842SJS



1842S-1JS



1842S-2JS

Image Gallery - Cat4Ward Headers



1842S-3JS



1842S-5



1842S-6



1842S-9



1842S-10JS



1850SJS



1850S-1JS



1850S-2JS



1850S-3JS



1850S-4



1851SJS



1860SJS



1860S-1JS



1861S



1920SJS



1930S



1931SJS



1937SJS



1938S



1939S



1940S-1JS

Power, Sound, Quality

Image Gallery - Cat4Ward Headers



1945S-1JS



1949SJS



1949S-1JS



1949S-2JS



1950S



1961S-1JS



1961S-2JS



1962SJS



1964SJS



1964S-1JS



1965SJS



1968SJT



2010SJS



2011SJS



2012SJS



2013SJS



2014SJS



2032SJS



2032S-1JS



2032S-3JS



2035SJS

Image Gallery - Cat4Ward Headers



2035S-1



2035S-2JS



2035S-3JT

Image Gallery - Long Tube Headers



6012S



6035SJT



6035S-1



6035S-2



6035S-3



6400SJS



6610SJS



6611SJS



6612S



6613SJS



6632SJT



6635SJT



6651S



6654SJS



6655SJS



6673SJS



6675SJS



6685SJS

Power, Sound, Quality

Image Gallery - Long Tube Headers



6889SJT



6690SJS



6695SJS



6809SJT



6811SJS



6812SJS



6813SJT



6814SJS



6814S-1JS



6814S-2JT



6815SJS



6816SJS



6817SJS



6818SJS



6819SJS



6820SJS



6821S



6822SJS



6830S



6850SJS



6851S

Image Gallery - Long Tube Headers 304 SERIES



6851SJS



6961SJS



6962SJS



6965SJS



36012S



36035S-1



36035S-2



36035S-3



36400S



36610S



36611S



36632S



36675S



36685S



36689S



36695S



36813S



36821S



36961S



36965S



36967S

Power, Sound, Quality

Image Gallery - 304 Stainless Steel Mufflers



40-201300



40-250600



40-251300



40-251301



40-251302



40-251400



40-251800



40-252200



40-252201



40-252500



40-301100



40-301300



40-301301



40-301400



40-301800



40-302202



40-302201



40-302500



40-1400



40-1405



40-1411



40-1501



40-1502



40-1506



40-1508



40-1509



40-1511



40-1512



40-1513



40-1514



40-1515



40-1528



40-1529



40-1534



40-1535



40-1536



40-1538



40-1600



40-1601

Power, Sound, Quality

Image Gallery - Exhaust Systems



40-1602



40-1665



40-1666



40-1667



40-1669



40-2501



40-2509



40-2512



40-2520



40-2522



40-2526



40-2527



40-2528



40-2531



40-2536



40-2537



40-2538



40-2539



40-2540



40-2542



40-2618



40-2625



40-2627



40-2628



40-2629



40-2630



40-2631



40-2639



40-2640



40-2643



40-2644



40-2645



40-2646



40-2650



40-2653



40-2654



40-2655



40-2685



40-2686



40-3001




40-3003



40-3005

Image Gallery - Exhaust Systems





40-3112



40-3113



40-3114



40-3115



40-3116



40-3117



40-3118



40-3119



40-3120



40-9003



40-9004



40-9005



40-9010



40-9012



40-9013



40-9014



40-9015



40-9016



40-9019



40-9020



50-2651



50-2652

Image Gallery - Accessories



VB25



VB25CP



VB30



VB30CP



1650ST



1650-1ST



1653ST



1650Z



1751



1752



1753



1754



6656P



3112C



3113C



6500W



6502W



6503W



6680W



6685W



6686W



6811W



6812W



6965W

FOOTNOTES

- 1 Fits most Z-bars. Vehicles may require Z-Bar modification or new JBA Z-Bar P/N 1650Z for proper fit.
- 2 Bolts into factory Y-pipe with 85 GT Mustang heat riser valve.
- 3 Installation requires welding/modification to exhaust system.
- 4 Requires Y-Pipe.
- 5 50-State Smog Legal header; C.A.R.B. E.O. # D-57-33, D-57-35 or D-57-36
- 6 Use big block flapper valve for smog legal applications.
- 7 Will not fit vehicles equipped with a "Body Lift"
- 10 Spark plug boots are changed from stock.
- 11 System requires use of factory exhaust tip.
- 12 May require relocation of brake/fuel lines.
- 13 Automatic transmission only.
- 14 Available Ignition wire part number W0850 = 11.5" total length. Part number W0807 = 9.5" total length.
- 15 For use with straight plug heads only.
- 16 Direct replacement for factory manifold, installation hardware kit included.
- 17 Complete header and Y-pipe or down pipe system, installation hardware included.
- 21 Direct replacement. For use with JBA headers or stock manifolds.
- 23 Will not fit P-Head
- 24 Will not fit 454SS
- 29 Matching mid-pipes available.
- 39 Will not fit standard 390 cylinder head. Head flange is designed for 14 bolt 390 GT cylinder head only.
- 41 Fits most rack and pinion conversions.
- 42 Fits with power steering when 6656P JBA power steering ram drop down bracket is used.
- 48 Fits 5 speed transmission w/ aftermarket cross member.
- 50 Also fits aluminum FE Shelby block.
- 55 Matching Y-pipe available.
- 56 For use with JBA headers only.
- 57 Header equipped with O2 Sensor provisions
- 58 Fits Ford AOD Transmissions
- 59 4-2-1 Header design increases mid-range HP & Torque
- 60 O2 Sensor extensions included
- 61 Fits Mustang II style Rack & Pinion front suspension
- 62 Kit requires the cutting of factory exhaust system for installation
- 63 System designed without mufflers and accommodates Active Valve System
- 64 Will fit with Borgeson power steering box conversion
- 65 Must use 66 1/2 or later frame brackets (approx. 1" higher than 65 and early 66 style)
- 66 Will not fit with C6 Transmission
- 67 Mid-length header design



Check out the collection of performance exhaust systems we offer.