

# KICKER®

## LIVIN' LOUD

### 2020







PHOTOS COURTESY OF RING BROTHERS



# KICKER® CONTENTS

## SUBWOOFERS

PAGE 8

- + L7 SUBS/L7 GRILLES
- + L7QB8 SUB
- + L7 ENCLOSURES
- + L7S SUBS/L7S GRILLES
- + L7S ENCLOSURES
- + L7R SUBS
- + QL7R12 QUAD BOX
- + L7R ENCLOSURES
- + L7T SUBS
- + L7T ENCLOSURES
- + HIDEAWAY
- + COMPQ SUBS
- + COMPVX SUBS
- + COMPR SUBS
- + TB SERIES SUBS
- + COMPR ENCLOSURES
- + COMPRT SUBS
- + TRTP DOWN-FIRING ENCLOSURES
- + COMPRT ENCLOSURES
- + REFLEX PASSIVE SUB
- + COMPVR SUBS/COMPVT SUBS
- + COMPC SUBS
- + COMPC ENCLOSURES
- + COMP SUBS
- + COMP ENCLOSURES

## GRILLES AND SPEAKER RINGS

PAGE 82

- + Q-CLASS SQUARE AND ROUND GRILLES
- + LED SQUARE GRILLES
- + STAR SQUARE GRILLES
- + STAR ROUND GRILLES
- + COMPR ROUND GRILLES
- + KLSR LED SPEAKER RINGS

## SPEAKERS

PAGE 84

- + QS SERIES COMPONENTS
- + KS COMPONENTS
- + CS COMPONENTS
- + QS SERIES COAXIALS
- + KS COAXIALS & 3 WAY
- + CS COAXIALS & 3 WAY
- + DS COAXIALS & 3 WAY
- + KS TWEETERS
- + CS TWEETERS

## AMPS

PAGE 108

- + IQ SERIES AMPLIFIERS
- + IQI INTERFACE
- + KEY200.4 SMART AMPLIFIER
- + KEY500.1 SMART AMPLIFIER
- + KEYLOC SMART LINE OUT CONVERTER
- + KX AMPLIFIERS
- + CX AMPLIFIERS
- + PX AMPLIFIERS

## ACCESSORIES

PAGE 138

- + POWER KITS
- + WIRE
- + BRASS
- + FUSES

## INTEGRATE

PAGE 144

- + KISLOC2/KISLOC
- + KISLOAD2/KISLOAD4
- + FRONT ROW

## MARINE

PAGE 148

- + KMTC HLCD TOWER SYSTEMS
- + KMTC COAXIAL TOWER SYSTEMS
- + KMT67 TOWER SYSTEM
- + KMS67 COMPONENT SYSTEM
- + KM EMPTY TOWER ENCLOSURES
- + L7S SUBS/L7S GRILLES
- + KM SUBS/GRILLES
- + TB SERIES SUBS
- + KM COAXIALS/KMLC REMOTE
- + KM-SERIES MARINE SPEAKER/RGB COMBO WIRE
- + KLSR LED SPEAKER RING
- + KXM AMPLIFIERS
- + KM AMPLIFIERS
- + SOURCE UNITS
- + ACCESSORIES

## POWERSPORTS

PAGE 188

- + KICKER-SSV WORKS KITS
- + MOTORCYCLE AUDIO KITS
- + HARLEY PROGRAMMER (TRHDP)
- + HDBL BAG LIDS
- + PXIBT100.2
- + PSM MINI SPEAKERS
- + PX AMPLIFIERS
- + COMPRT SUBS
- + PS COAXIALS

## VSS

PAGE 206

- + VEHICLE SPECIFIC SOLUTIONS

## LIFESTYLE

PAGE 210

- + BULLFROG 400
- + BULLFROG 200
- + BULLFROG 100
- + KB6
- + CUSH BT
- + CUSH NC
- + TABOR 2
- + EB400
- + EB300
- + EB200
- + EB54
- + EB74
- + EB94




**KICKER®**

**TECH**

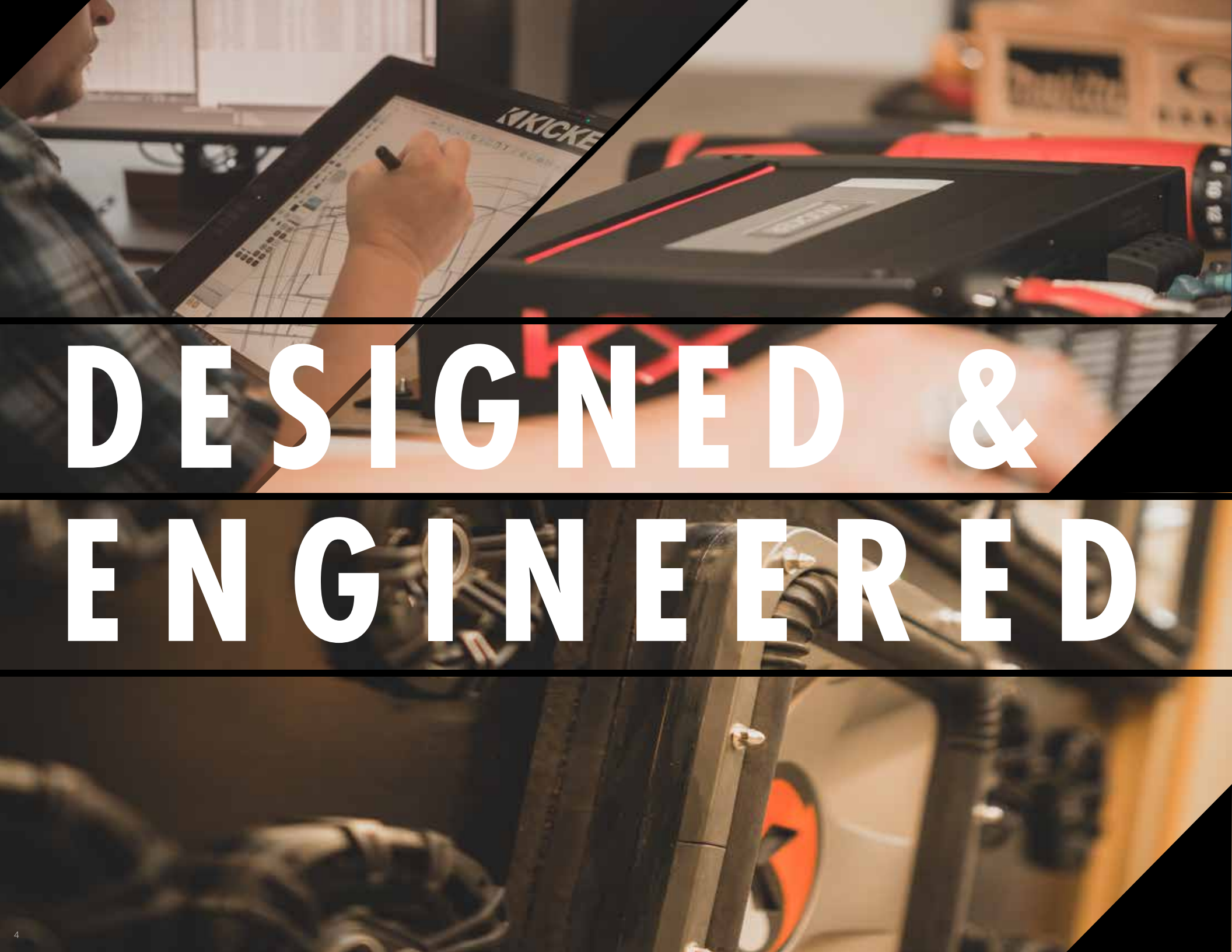
**FROM THE BEGINNING, KICKER HAS BEEN BASED UPON INNOVATION, FROM THE WORLD'S FIRST FULL-RANGE SPEAKER ENCLOSURE TO THE MOST MODERN AMPLIFIERS, SUBWOOFERS AND SPEAKERS ON THE MARKET.**





# INNOVATION





# DESIGNED & ENGINEERED



**KICKER PRODUCT ARE DESIGNED, CREATED, ENGINEERED, TESTED AND VERIFIED FROM THE COMPANY'S STILLWATER, OKLAHOMA HEADQUARTERS.**



**TECH**

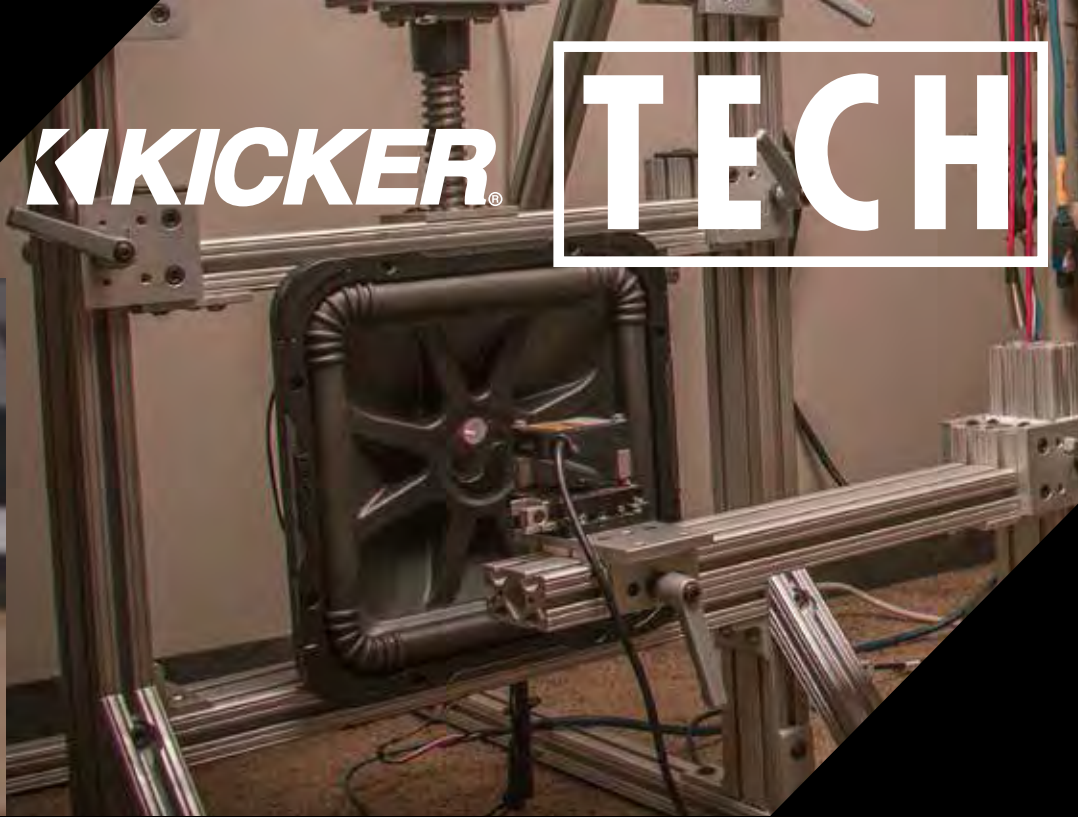
**MORE THAN 30 ACOUSTIC, MECHANICAL, ELECTRICAL AND QUALITY-CONTROL ENGINEERS IN SIX INDEPENDENT LABS WORK TIRELESSLY IN A 12,000 SQUARE-FOOT FACILITY. USING LAB-GRADE TOOLS FROM KLIPPEL™, AUDIO PRECISION™ AND OTHERS, WE BRING YOU PRODUCTS THAT LIVE UP TO OUR RIGOROUS STANDARDS OF QUALITY AND RELIABILITY. ONLY THEN DO WE SAY THEY ARE WORTHY OF YOUR EARS – AND OF THE KICKER NAME.**






**KICKER**

**TECH**



**UNMATCHED PRECISION**



**TESTED FOR QUALITY**





# **KICKER**<sup>®</sup>

## **SUBWOOFERS**





The KICKER logo is displayed in a stylized, metallic font on the side of a large, curved, light-colored building. The building has a modern architectural style with a grid-like pattern on its facade.

**KICKER's "Livin' Loud" attitude lives in every subwoofer we make. With options ranging from "fill the acoustic gap" to "the neighbors are calling again" - we deliver the bass you need, with the sonic accuracy you crave.**



# L7<sup>®</sup> REFERENCE SUBWOOFERS

KICKER stunned the car-stereo world two decades ago with the announcement of the world's first square subwoofer, providing more cone area, more air movement and more decibels than any like-sized round woofer on the market. Now, the Q-Class L7<sup>®</sup> is the foundation for the prestigious Q-Class product line. The KICKER L7 Subwoofer again reaches new heights in technology and design, capturing the imaginations of CES<sup>®</sup> Innovation Award judges and solidifying itself as a crown jewel among industry subwoofers.

The KICKER L7 Subwoofer delivers impactful bass with massive magnets for high SPL, large voice coils for extreme power handling and a rigid square cone assuring the most output possible. The L7 stands alone as the most unique subwoofer on the market, with a cone shape that is exclusively designed to produce more output.

KICKER engineers were confronted with a huge challenge: how to genuinely improve on a masterpiece. The result is a design worthy of being labeled a reference for high-performance, low-frequency drivers. L7 represents a mobile-audio subwoofer to which there is no comparison. The ultra-rigid, injection-molded square cone was a KICKER first, and now it's stiffer than ever as the patented ribbed corners completely dictate cone motion. Simply put, the square cone represents more surface area than a similarly sized round cone, pushing more air than its counterpart. More air movement assures louder volume, and that's what KICKER and Livin' Loud is all about.

The woofer's motor structure is like nothing else, computer-optimized with the largest voice coils to date for massive power handling (RMS). Because of the extreme power, oversized magnets are utilized for precise voice-coil control, while finned, aluminum voice-coil heat sinks maximize heat dissipation and overall coil cooling for best results under stress. Low-carbon, solid extended poles allow for extremely long coil excursion and provide higher mass for better cooling. A durable, multi-material Blue-Lace™ spider furnishes superior cone alignment and control during excursion. The die-cast aluminum alloy basket is tough enough to defy warping or vibration. All polymer components, including a 360-degree cone brace, are laser-etched for the most positive bond strength possible. Variable, cross-section elastomeric surrounds provide extended linear excursion, and a stitched cone/surround attachment protects against any potential separation. All instill a mindset of toughness and durability.

Installers can depend upon the high-capacity, dual voice-coil push terminals to grip one 8-gauge or two 12-gauge wires for the most efficient current flow, and all from one side of the massive frame for easier, safer installation. Included screw-hole covers hide all mounting hardware for a clean-looking, finished installation that one can be proud of.

“(The L7 and Q-Class) represent what KICKER innovation and evolution is all about. With the L7 you can expect bold small-box performance, bigger-than-ever RMS power handling, and even higher SPL.”

– KICKER President Steve Irby

speaker size: in, cm . power handling: watts RMS . impedance: Ohms . Power handling assumes typical music program with minimal clipping; varies with enclosure size. See your KICKER dealer for complete details. Based on measurements of 4Ω models.

<b>L715: SIZE: 15, 38</b>	<b>POWER: 1200</b>	<b>IMPEDANCE: 2 or 4 DVC</b>	<b>L710: SIZE: 10, 25</b>	<b>POWER: 750</b>	<b>IMPEDANCE: 2 or 4 DVC</b>
<b>L712: SIZE: 12, 30</b>	<b>POWER: 900</b>	<b>IMPEDANCE: 2 or 4 DVC</b>	<b>L78: SIZE: 8, 20</b>	<b>POWER: 500</b>	<b>IMPEDANCE: 2 or 4 DVC</b>

## POWER POINTS

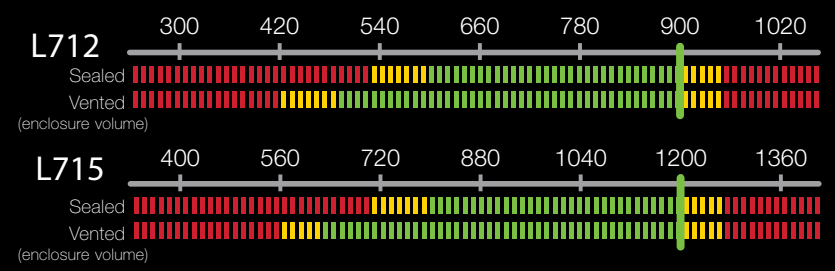
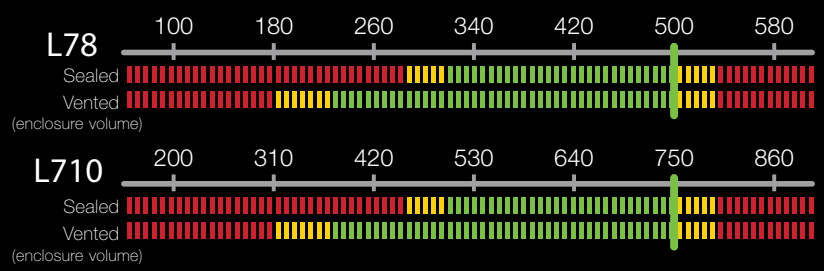
- Patented square-cone technology for 20% more bass than same-sized round sub
- Superior sound quality and high power handling; 2- or 4-Ohm DVC
- Massive magnets and extended poles for greatest excursion
- Durable Blue-Lace™ spider provides superior cone alignment during excursion



L712









**HIGH-CAPACITY  
DVC PUSH TERMINALS**  
FOR EFFICIENT CURRENT FLOW.



THE DURABLE  
**BLUE-LACE™ SPIDER**  
MAINTAINS CONE CONTROL  
DURING EXTREME EXCURSION.



PATENTED  
**RIBBED CORNERS**  
MAKES IT ALL WORK - LOUDER!

# INSIDE KICKER L7'S INNOVATION

OPTIONAL  
**PROTECTIVE  
GRILLE**



DURABLE MULTI-MATERIAL  
**BLUE-LACE™ SPIDER**  
FOR SUPERIOR CONE ALIGNMENT

VARIABLE CROSS-SECTION  
**ELASTOMERIC SURROUNDS**  
INCREASE & EXTEND LINEAR EXCURSION

STITCHED SURROUND & CONE  
**ATTACHMENT PROTECTS**  
AGAINST SEPARATION

INCLUDED COVERS  
**HIDE MOUNTING HARDWARE**  
FOR A CLEAN FINISHED INSTALLATION

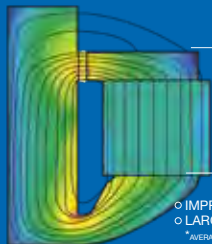
FINNED ALUMINUM HEAT SINKS  
**AROUND VOICE COILS**  
FOR GREATER HEAT DISSIPATION



COMPUTER-OPTIMIZED  
**MOTOR STRUCTURE**  
FOR MASSIVE POWER HANDLING

ULTRA-RIGID  
**PATENTED  
SQUARE CONE**

**OVER-SIZED MAGNETS**  
FOR PRECISE CONTROL  
UNDER EXTREME POWER



- IMPROVED MOTOR GEOMETRIES GIVE 17% MORE VOICE COIL EXCURSION\*
  - LARGER VOICE COILS WITH RE-ENGINEERED MATERIALS INCREASE POWER HANDLING BY 20%\*
- \*AVERAGE OF ALL SIZES

POLYMER COMPONENTS  
**LASER-ETCHED**  
FOR POSITIVE BOND

HIGH CAPACITY TERMINALS  
**HOLD & GRIP**  
TWO 12-GAUGE WIRES EASILY

PATENTED  
**RIBBED CORNERS**  
CONTROL CONE MOTION

CUSTOM  
**MACHINED**  
STANDARD:  
19.6mm<sup>2</sup>  
NEW L7:  
34.8mm<sup>2</sup>  
CAN HOLD



**77.5% MORE**




**GRILLES**

\*Optional grille sold separately





**PAIR THE L7 SUBWOOFER  
WITH THESE PRODUCTS TO  
BRING YOUR SYSTEM TO  
THE NEXT LEVEL**







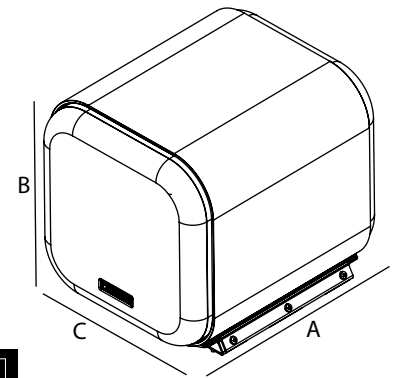


# L7QB8 COMPACT SUBWOOFER SYSTEM

The L7QB8 is more than an all-aluminum, loaded subwoofer enclosure. Measuring under 11 inches long, this powerhouse handles 500 watts RMS, and mounts nearly anywhere. Using ReFLEX Subwoofer™ technology, this next level bass machine is more efficient, can go deeper and take more power than any enclosure of its size.

speaker size: in, cm . power handling: watts RMS . impedance: Ohms . Power handling assumes typical music program with minimal clipping; varies with enclosure size. See your KICKER dealer for complete details. Based on measurements of 2Ω models

**L7QB8: SIZE: 8, 20    POWER: 500    IMPEDANCE: 2    DIM A: 10-13/16, 27.5    DIM B: 9-9/16, 24.2    DIM C: 9-5/16, 23.6**



## POWER POINTS

- Active L7 Sub and passive reFLEX sub combine for smooth, deep bass response.
- Patented square-cone technology for 20% more bass than same-sized round sub
- Strong, compact 100% aluminum body protects the 8-inch L7 and reFLEX sub



+ HIGH-PERFORMANCE, 8-INCH L7 SUBWOOFER DELIVERS EXTREMELY LOUD, ACCURATE BASS.

+ ULTRA-SMALL ALUMINUM ENCLOSURE MAINTAINS EXTRAORDINARY STRENGTH AND DURABILITY.

+ LONG-THROW, REFLEX SUBWOOFER MINIMIZES ENCLOSURE SIZE AND OPTIMIZES PERFORMANCE.

+ CONVENIENT SIZE PROVIDES NUMEROUS MOUNTING OPTIONS FOR YOUR TRUCK, SUV OR CAR.

# L7QB8 COMPACT SUBWOOFER SYSTEM



//CUSTOMIZED REFLEX SUBWOOFER FOR EVEN DEEPER, SMOOTHER BASS RESPONSE WITH EXCELLENT POWER HANDLING



//UNDER 11" TOTAL LENGTH

//SEAMLESS 100% ALUMINUM BODY FOR EXCELLENT RIGIDITY IN A SMALL PACKAGE

//SINGLE SATIN-NICKEL, SPRING-LOADED 2Ω TERMINAL

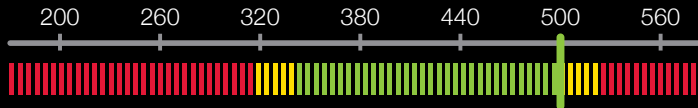
//FLANGED MOUNTING BASE FOR INCREDIBLY EASY INSTALLATION



**KICKER** POWER METER

RECOMMENDED AMP RMS POWER .

L7QB8









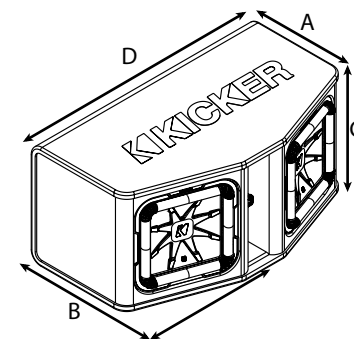
# L7<sup>®</sup> PREMIUM LOADED ENCLOSURES

KICKER unleashes staggering bass from a combination of industry-honored L7 Subwoofers and stoutly constructed enclosures with an electrifying look, all as part of the esteemed Q-Class product line. L7 Loaded Enclosures deliver on ready-to-install, satisfyingly deep bass, carrying a CES Innovation Award winner for every installation.

All options vented for supreme output, L7 Loaded Enclosures represent the pinnacle in ready-made bass. Three styles are available for whatever the install challenge – a thin-profile enclosure with 10-inch L7 subwoofer angled to fit between a seat and vehicle cab wall; a larger enclosure housing a 12-inch L7; and a dual enclosure with a pair of 12-inch L7s for maximum bass. The heavy-duty, solid MDF enclosures feature ports in the front baffle near the woofer, resulting in the strongest output and loudest bass. All enclosures are available in a 2-Ohm impedance and each is factory-tuned for deep low bass.

The crown jewel of the Q-Class lineup the L7 Subwoofer delivers impactful bass with massive magnets for high SPL, large voice coils for extreme power handling and a rigid square cone creating the most output possible. Simply put, the L7's square cone represents more surface area than a similarly sized round cone, pushing more air than its counterpart and creating louder volume. The woofer's motor structure is like nothing else, computer-optimized with massive voice coils to date for the most power handling (RMS) ever. Because of the extreme power, oversized magnets are utilized for precise voice-coil control, while finned, aluminum voice-coil heat sinks maximize heat dissipation and overall coil cooling for best results under stress.

The L7 represents the most unique subwoofer on the market. It's the only one with a cone shape that is exclusively designed to produce more output. No one designs and delivers more car-audio subwoofers than KICKER, and the L7 is the vanguard of low-frequency innovation and performance.



speaker size: in, cm . power handling: watts RMS . impedance: Ohms . Power handling assumes typical music program with minimal clipping; varies with enclosure size. See your KICKER dealer for complete details. Based on measurements of 2Ω models.

<b>DL7122: SIZE: 12, 30</b>	<b>POWER: 1800</b>	<b>TYPE: DUAL</b>		
<b>DIM A: 12-7/8, 32.7</b>	<b>DIM B: 19-1/4, 49</b>	<b>DIM C: 15 7/8, 40.2</b>	<b>DIM D: 33-3/4, 85.7</b>	<b>IMPEDANCE: 2</b>
<b>VL7122: SIZE: 12, 30</b>	<b>POWER: 900</b>	<b>TYPE: SINGLE</b>		
<b>DIM A: 10-1/2, 26.7</b>	<b>DIM B: 16-7/8, 43</b>	<b>DIM C: 15-7/8, 40.2</b>	<b>DIM D: 20-1/2, 52</b>	<b>IMPEDANCE: 2</b>
<b>TL7102: SIZE: 10, 25</b>	<b>POWER: 750</b>	<b>TYPE: THIN</b>		
<b>DIM A: 7-3/8, 19</b>	<b>DIM B: 11, 28</b>	<b>DIM C: 15, 38.1</b>	<b>DIM D: 21-1/2, 54.6</b>	<b>IMPEDANCE: 2</b>

**POWER POINTS**

- Patented square-cone technology for 20% more bass than same-sized round sub
- Superior sound quality and high power handling; 2-Ohm impedance
- Massive magnets and extended poles for greatest excursion
- Durable Blue-Lace™ spider provides superior cone alignment during excursion



TL7102



DL7122



VL7122



# L7S™ SOLO-BARIC® PREMIUM SUBWOOFERS

The L7S™ is a cutting-edge, square-sub design from the award-winning Solo-Baric® line that is the most recognizable in the industry. The unique design ultimately means more cone area, more air displacement and more raw bass than a conventional round subwoofer.

The L7S handles huge power and provides extreme output. The dual-voice-coil terminals are satin nickel-plated and spring-loaded for an attractive, reliable connection to larger gauge wire. The heavy-duty ribbon tinsel leads take your amplifier's power through a semi-progressive spider to voice coils equipped with high-temp copper windings, engineered to handle intense heat easily while delivering extraordinary power levels. To dissipate any excess heat, KICKER's UniPlate™ back plate and pole piece represent a single, solid unit, allowing heat to move away from the motor. Venting below the spider allows air to move and heat to escape. The die-cast aluminum basket protects the efficient motor structure.

You want grace under pressure. With patented corner-ribs to minimize distortion and a blue-stitched Santoprene® surround helping to hold the massive cone structure in place, the L7S provides durability at high excursion without compromising sound quality.

In addition to the stable structure, the L7S revolves around KICKER's most advanced cone design, the injection-molded SoloKon™, which adds targeted strength for reliable performance and accurate response. The 360-degree, constant-contact back bracing adheres directly to every contour of the SoloKon square cone, maximizing the mechanical coupling of the motor while making the woofer as strong and responsive as possible.

“We’ve got the accuracy, but we also have the intensity. When we listen (during testing), we listen to it loud. We make sure of it.”

- KICKER President Steve Irby

speaker size: in, cm . power handling: watts RMS . impedance: Ohms . Power handling assumes typical music program with minimal clipping; varies with enclosure size. See your KICKER dealer for complete details. Based on measurements of 2Ω models.

<b>L7S15: SIZE: 15, 38</b>	<b>POWER: 1000</b>	<b>IMPEDANCE: 2 or 4 DVC</b>	<b>L7S10: SIZE: 10, 25</b>	<b>POWER: 600</b>	<b>IMPEDANCE: 2 or 4 DVC</b>
<b>L7S12: SIZE: 12, 30</b>	<b>POWER: 750</b>	<b>IMPEDANCE: 2 or 4 DVC</b>	<b>L7S8: SIZE: 8, 20</b>	<b>POWER: 450</b>	<b>IMPEDANCE: 2 or 4 DVC</b>

## POWER POINTS

- Patented square-cone technology for more bass than same-sized round sub
- Outstanding sound quality and high power handling
- Ultra-rigid, one-piece SoloKon™ with vented, 360-degree back bracing
- Blue signature stitching joins cone and surround for extreme durability



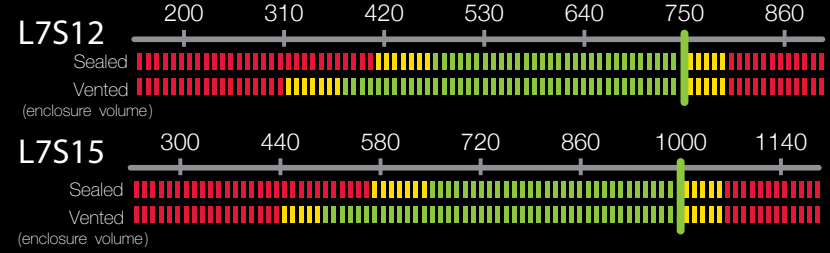
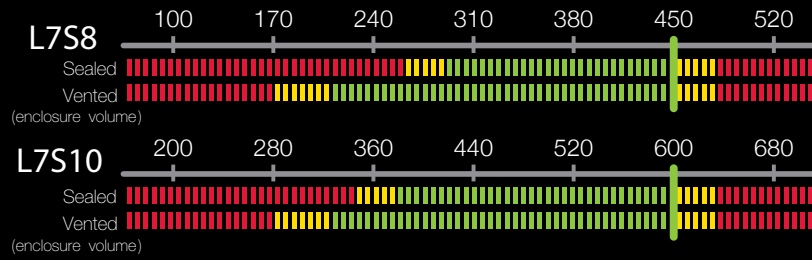
L7S12





**KICKER** POWER METER

RECOMMENDED AMP RMS POWER .










L7S10



**PAIR THE L7S SOLO-BARIC  
PREMIUM SUBWOOFERS  
WITH THESE PRODUCTS  
FOR A POWERFUL SYSTEM**



## L7S SUBWOOFER LED GRILLES

Big bass needs big protection. That's why you can get woofer-shielding square grilles made for L7S Subwoofers in white or charcoal! Each grille comes with color-changing LEDs.

Multi-Color LED Lighting



CHARCOAL



WHITE



\*Only Available for 10" and 12" Subwoofers

# L7S™ SOLO-BARIC® LOADED ENCLOSURES

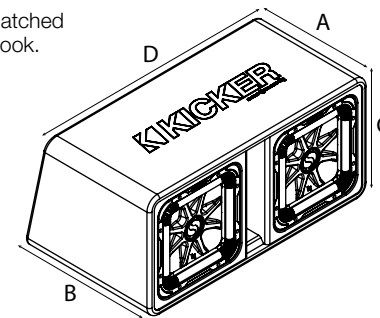
L7S™ Loaded Enclosures are a simple, powerful way to achieve award-winning bass in your vehicle. Three models – dual, single standard and single thin-profile cabinets are custom matched to the legendary L7S square subwoofers, and vented for maximum bass.

Inside every enclosure is our patented L7S square sub. With an average of 20 percent more cone area than a similarly sized circular sub, the L7S moves more air to create more bass with every note it plays.

The thick MDF enclosures are designed with drastically rounded corners and heavy internal bracing for unmatched strength. The enclosure is then covered in plush black carpeting with custom embroidery for that unique KICKER look.

speaker size: in, cm . power handling: watts RMS . impedance: Ohms .Power handling assumes typical music program with minimal clipping; varies with enclosure size. See your KICKER dealer for complete details. Based on measurements of 20 models.

<b>DL7S122: SIZE: 12, 30</b>	<b>POWER: 1500</b>	<b>TYPE: DUAL</b>			
<b>DIM A: 12-7/8, 32.7</b>	<b>DIM B: 19-1/4, 49</b>	<b>DIM C: 15 7/8, 40.2</b>	<b>DIM D: 33-3/4, 85.7</b>	<b>IMPEDANCE: 2</b>	
<b>VL7S122: SIZE: 12, 30</b>	<b>POWER: 750</b>	<b>TYPE: SINGLE</b>			
<b>DIM A: 10-1/2, 26.7</b>	<b>DIM B: 16-7/8, 43</b>	<b>DIM C: 15-7/8, 40.2</b>	<b>DIM D: 20-1/2, 52</b>	<b>IMPEDANCE: 2</b>	
<b>TL7S102: SIZE: 10, 25</b>	<b>POWER: 600</b>	<b>TYPE: THIN</b>			
<b>DIM A: 7-3/8, 19</b>	<b>DIM B: 11, 28</b>	<b>DIM C: 15, 38.1</b>	<b>DIM D: 21-1/2, 54.6</b>	<b>IMPEDANCE: 2</b>	



## POWER POINTS

- Award-winning, deep bass with staggering power handling
- Patented square-cone technology for more bass than same-sized round sub
- Dual, single, and thin-profile, all vented and 2 Ohm



VL7S122



TL7S102



DL7S122





# L7R™ SOLO-BARIC® SQUARE SUBWOOFERS

Get up to 20% more cone area than a similarly sized round sub with the L7R. The signature red stitching binds the ribbed Santoprene surround to the injection-molded SoloKon™ cone for added strength, while 360-degree back bracing keeps the entire cone strong and stable for smooth, distortion-free bass.

The L7R's powerful motor delivers big bass, while utilizing next-level thermal management for optimal performance. The UniPlate™ solid pole piece and backplate construction ensure the sub stays cool, even under extreme power loads. The T-shaped top plate dissipates heat while allowing for additional excursion and smoother top-end acoustic performance. Dual voice coils come standard on all models to get the most out of any amplifier.

speaker size: in, cm . power handling: watts PEAK/RMS . impedance: Ohms . Power handling assumes typical music program with minimal clipping; varies with enclosure size. See your KICKER dealer for complete details. Based on measurements of 2Ω models.

**L7R15: SIZE: 15, 38 POWER: 900 IMPEDANCE: 2 or 4 DVC**

**L7R12: SIZE: 12, 30 POWER: 600 IMPEDANCE: 2 or 4 DVC**

**L7R10: SIZE: 10, 25 POWER: 500 IMPEDANCE: 2 or 4 DVC**

## POWER POINTS

- Patented square-cone technology for more bass than same-sized round sub
- Next-level thermal management ensures the subwoofer remains cool
- Red signature stitching binds ribbed Santoprene® surround to cone for durability



L7R12









L7R12





SIGNATURE  
**RED STITCHING**  
FOR A TIGHT BIND.



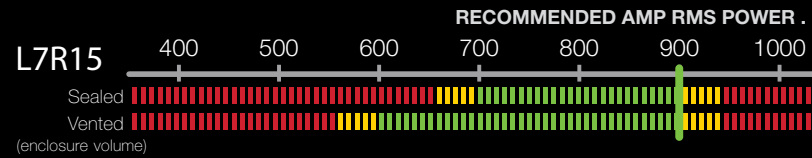
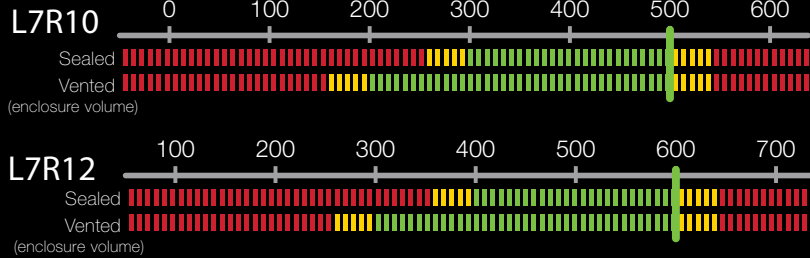
DUAL  
**VOICE COILS**  
GETS THE MOST OUT  
OF YOUR AMPLIFIER



PATENTED  
**RIBBED CORNERS**  
MAKES IT ALL WORK - LOUDER!



**KICKER** POWER METER



**PAIR THE L7R SUBWOOFER  
WITH THESE PRODUCTS TO  
BRING YOUR SYSTEM TO  
THE NEXT LEVEL**



# QL7R12™ L7R-LOADED QUAD BOX

With 2,400 screaming watts of RMS power handling, this computer-designed QL7R12 basshead subwoofer system makes rattling your ride easier than ever! Four KICKER L7R™ 12-inch subs come pre-loaded in this enclosure. The port is kerf-cut to perfection and tuned to 31Hz for some serious bump – without the expense of a custom enclosure.

Thick internal bracing keeps the enclosure stable, even under extreme SPL levels. Covered in durable black carpet and custom embroidered with the KICKER logo, the QL7R12 is pre-wired to a pair of two-Ohm terminals. All you need is an amp!

speaker size: in, cm. power handling: watts RMS. impedance: Ohms. Power handling assumes typical music program with minimal clipping; varies with enclosure size. See your KICKER dealer for complete details. Based on measurements of 2Ω models.

**QL7R12: SIZE: 12, 30 POWER: 2400 IMPEDANCE: 2**

## POWER POINTS

- The power and look of a custom box for ultimate SPL
- Tough, clean look built to deliver ultra-deep bass
- Birch plywood construction for high strength and reduced weight

**NEW**  
FOR  
**2020**







**& LOCKED  
& LOADED**



**KERF-CUT PORT  
WITH THICK  
INTERNAL BRACING**



# BIG TRUCKS NEED BIG BASS



**2400  
WATTS**





# L7R™ SOLO-BARIC LOADED ENCLOSURES

Solo-Baric L7R™ Loaded Enclosures are the perfect plug-and-play solution for your truck, SUV or sedan. Choose the thunderous 1,200-watt, dual 12-inch sub enclosure or one of three versatile single-sub models, all loaded with genuine L7R Square Subwoofers.

KICKER's square-sub technology gives you up to 20 percent more cone area than a same-sized round driver. Combined with KICKER's patented ribbed corners, UniPlate™ solid pole piece and backplate and injection-molded SoloKon™ cone, you move more air and get more distortion-free bass – with the most innovative sub in the industry.

The Solo-Baric DL7R12 dual 12-inch subwoofer enclosure delivers thunderous square-sub power with patented KICKER innovation, engineered in our Stillwater, Oklahoma headquarters. The single-sub VL7R10 and VL7R12 feature a trapezoidal profile, made to fit snugly against the back seats in your trunk. Truck owners will especially love the fit of the flat-backed TL7R10. You get more bass with zero wasted space. The L7R ports are designed to deliver smooth, powerful low bass at any volume.

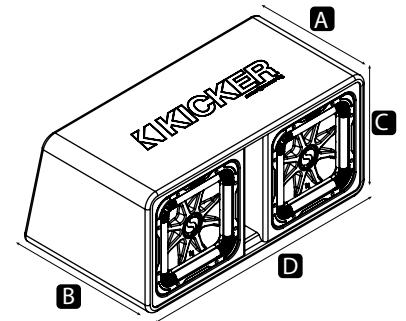
All L7R enclosures are engineered with extensive internal bracing, thick MDF construction and rounded corners. The KICKER logo is custom embroidered on thick black carpet for protection that lasts. Serious bass never looked – or sounded – this good!

speaker size: in, cm . power handling: watts RMS . impedance: Ohms . Power handling assumes typical music program with minimal clipping; varies with enclosure size. See your KICKER dealer for complete details.

<b>DL7R12:</b>	<b>SIZE:</b> 12, 30	<b>TYPE:</b> DUAL	<b>POWER:</b> 1200	<b>DIM A:</b> 15-1/4, 38.7	<b>DIM B:</b> 20-3/8, 51.8	<b>DIM C:</b> 15-7/8, 40.2	<b>DIM D:</b> 33-3/4, 85.7	<b>IMPEDANCE:</b> 2
<b>TL7R10:</b>	<b>SIZE:</b> 10, 25	<b>TYPE:</b> THIN	<b>POWER:</b> 500	<b>DIM A:</b> 6-1/2, 16.4	<b>DIM B:</b> 10, 25.4	<b>DIM C:</b> 15, 38.1	<b>DIM D:</b> 21-1/2, 54.6	<b>IMPEDANCE:</b> 2
<b>VL7R12:</b>	<b>SIZE:</b> 12, 30	<b>TYPE:</b> SINGLE	<b>POWER:</b> 600	<b>DIM A:</b> 8-1/2, 21.7	<b>DIM B:</b> 14-7/8, 37.8	<b>DIM C:</b> 15, 38.1	<b>DIM D:</b> 27, 71.7	<b>IMPEDANCE:</b> 2
<b>VL7R10:</b>	<b>SIZE:</b> 10, 25	<b>TYPE:</b> SINGLE	<b>POWER:</b> 500	<b>DIM A:</b> 8-1/4, 21	<b>DIM B:</b> 13-7/8, 35.1	<b>DIM C:</b> 13, 33	<b>DIM D:</b> 24, 61	<b>IMPEDANCE:</b> 2

## POWER POINTS

- Patented square-cone technology for more bass than same-sized round sub
- Next-level thermal management ensures the subwoofer remains cool
- Red signature stitching binds ribbed Santoprene® surround to cone for durability



DL7R12





**MASSIVE  
1200  
WATTS RMS**

- Genuine Solo-Baric L7R Subwoofers
- Heavy Internal Bracing
- Single 2-Ohm Terminal
- Easy To Install And Wire
- Thick Black Carpeting
- Rounded Corners
- Embroidered KICKER Logo
- Thick MDF Construction











VL7R10

Solo-Baric® L7R™ Loaded Enclosures are the perfect plug-and-play solution for your truck, SUV or sedan. Choose the thunderous 1,200-watt, 12-inch dual sub enclosure or one of three single sub models.



## BE SQUARE



KICKER's L7R square-sub technology gives you up to 20% more cone area than a round driver. Combined with KICKER's patented ribbed corners, UniPlate™ solid pole piece and backplate, and injection-molded SoloKon™ cone system, you move more air and get more distortion-free bass – with the most innovative sub in the industry.



PHOTOS COURTESY OF BMS



# L7T™ SOLO-BARIC ULTRA-THIN SUBWOOFERS

The thinnest square sub KICKER has ever invented, the Solo-Baric L7T™ still features a cone that pushes 20 percent more air than a same-sized round subwoofer, resulting in more bass. It also features the largest voice coil and magnet we've ever integrated into a thin sub. The extended top-plate has a patented "bumped" design, allowing extra excursion and longer throw for deeper overall bass, no matter the compromising space where it's installed.

KICKER's UniPlate™ combines the pole piece and back plate to make a single, seamless unit that pulls any damaging heat away from the sub. Perimeter Venting™ is also used above the top plate, bringing additional cooling air in and around the motor.

SoloKon™ technology uses an injection-molded polypropylene cone and 360-degree back bracing as a single solid unit, both cooling the motor and ultimately eliminating distortion. Patented ribbed corners are incorporated into the high roll Santoprene® surround to move smoothly under high SPL. We then stitch the cone to the surround, providing an additional level of integrity that thrives anywhere you install it. The L7T is ready for years of use!

We never cut corners! Thin-mount and ruthless, KICKER's L7T square subwoofer delivers more bass than its round counterpart, while fitting where only a thin driver will do.

speaker size: in, cm . power handling: watts RMS . impedance: Ohms . Power handling assumes typical music program with minimal clipping; varies with enclosure size. See your KICKER dealer for complete details. Based on measurements of 2Ω models.

<b>L7T12: SIZE: 12, 30</b>	<b>POWER: 600</b>	<b>IMPEDANCE: 2 or 4 DVC</b>
<b>L7T10: SIZE: 10, 25</b>	<b>POWER: 500</b>	<b>IMPEDANCE: 2 or 4 DVC</b>
<b>L7T8: SIZE: 8, 20</b>	<b>POWER: 350</b>	<b>IMPEDANCE: 2 or 4 DVC</b>

## POWER POINTS

- Shallow-mount driver with true subwoofer performance
- Patented square-cone technology for more bass than same-sized round sub
- Rigid SoloKon™ cone with 360-degree back bracing

L7T10





**THIN TO FIT.  
SQUARE SO  
IT'S LOUDER.**



**T H I N F O R T H E W I N**

L7T10

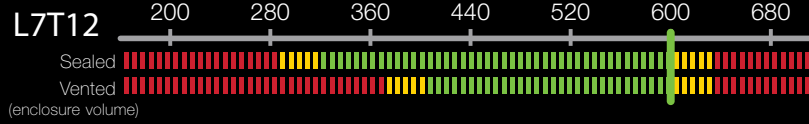
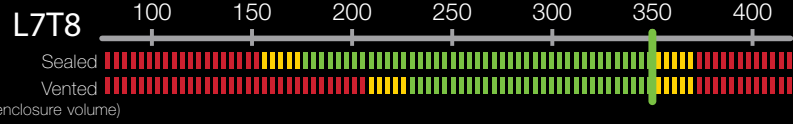
Largest voice coil  
and magnet in a  
thin-profile subwoofer





**KICKER** POWER METER

RECOMMENDED AMP RMS POWER .



# L7T™ SOLO-BARIC ULTRA-THIN ENCLOSURES

L7T Loaded Enclosures deliver incredible bass in a surprisingly small space, thanks to the revolutionary design of the L7T thin subwoofer.

All L7T subwoofers feature a Santoprene surround and patented ribbed corners, made to deliver distortion-free bass while resisting heat and degradation. Our exclusive SoloKon cone with 360-degree back bracing gives you a smooth, accurate response. The UniPlate solid pole piece and back-plate construction ensure the sub stays cool for a long play life.

Featuring extensive internal bracing, thick MDF construction and custom embroidery, the custom shape fits the contours of your ride. Mount it under or behind a seat – TL7T loaded enclosures deliver that deep, loud bass you love!

speaker size: in, cm . power handling: watts RMS . impedance: Ohms . Power handling assumes typical music program with minimal clipping; varies with enclosure size. See your KICKER dealer for complete details. Based on measurements of 2Ω models.

**TL7T12: SIZE: 12, 30 POWER: 600 IMPEDANCE: 2 or 4 DVC**

**TL7T10: SIZE: 10, 25 POWER: 500 IMPEDANCE: 2 or 4 DVC**

**TL7T8: SIZE: 8, 20 POWER: 350 IMPEDANCE: 2 or 4 DVC**

**POWER  
POINTS**

- Less than eight inches deep
- Available in 2- or 4-Ohm models
- Extensive internal bracing
- Thick black carpet with custom embroidery

**NEW  
FOR  
2020**



TL7T10







PHOTOS COURTESY OF BMS

# INCREDIBLE BASS IN SMALL SPACES



# HIDEAWAY<sup>®</sup> POWERED SUBWOOFERS

Our legendary subwoofer technology continues to lead the way for clear-sounding, ground-pounding bass in a vehicle, and it's incorporated into our Hideaway<sup>™</sup> Compact Powered Subwoofers. It also represents a CES Innovation Award for design and engineering from the brand that knows bass.

The Hideaway, now adding a refined 10-inch subwoofer to the popular mix along with the ground-breaking 8-inch, delivers surprising low-frequency output from remarkably small enclosures, setting a new standard in compact convenience and bass performance in a vehicle.

Sitting barely three inches high and nearly 14 inches wide, the Hideaway combines a powerful amplifier and custom, ultra-thin subwoofer to add thumping bass to any vehicle's sound from the tightest locations. It also provides a convenient, quick-connect Molex<sup>®</sup> plug and harness that includes power, signal and remote turn-on.

Hideaway powered subwoofers come ready with a remote bass control for fine-tuning bass levels, adjustable low-pass crossover, variable 6dB bass boost, 180 phase switch for max output and two automatic turn-on options. They also feature high- and low-level inputs for integration with nearly any factory or aftermarket head unit. The HS10 adds start/stop compatibility as part of its FIT+<sup>™</sup> (Fail-safe Integration Technology-Plus) feature for the latest models of vehicles.

speaker size: in, cm . power handling: watts RMS . impedance: Ohms .Power handling assumes typical music program with minimal clipping; varies with enclosure size. See your KICKER dealer for complete details. Based on measurements of 4Q models.

**HS10: SIZE: 10, 25 POWER: 180 BOX DEPTH: 14, 35.4 BOX HEIGHT : 3-1/8, 8.1 BOX WIDTH: 10-3/8, 26.3 WEIGHT (LBS, KG): 11.4, 5.2**  
**HS8: SIZE: 8, 20 POWER: 150 BOX DEPTH: 13-7/8, 35.2 BOX HEIGHT : 3-1/8, 7.94 BOX WIDTH: 9-3/8, 23.8 WEIGHT (LBS, KG): 9.4, 4.3**



HS10 HIDEAWAY

## POWER POINTS

- Ultra-compact powered subwoofer designed for the tightest locations
- HS10 180-watt mono amp and 10-inch sub; HS8 150-watt mono amp and 8-inch sub
- Easy bass solution with quick-connect Molex harness (power, signal and remote turn-on)

**NEW FOR 2020**



CXARC







- 10-INCH SUBWOOFER
- 180-WATT RMS AMPLIFIER
- ALL-ALUMINUM ENCLOSURE
- FIT+™ INPUTS





- 8-INCH SUBWOOFER
- 150-WATT RMS AMPLIFIER
- ALUMINUM TOP WITH POLYCARBONATE-BASE ENCLOSURE
- ACCEPTS INPUT SIGNAL FROM 125MV TO 10V



HS8 HIDEAWAY





# COMPQ™ AUDIOPHILE SQL SUBWOOFERS

KICKER continues its Q-Class product line with another distinguished bass driver – one that retains the traditional shape of a subwoofer but brings a payload of preeminent engineering and expertise from an industry leader of nearly 50 years. The CompQ™ Subwoofer delivers on all of the power and performance expected from KICKER's supreme round woofer.

With increased power handling and voice-coil excursion, the CompQ Subwoofer certainly produces on every level. It gives the listener everything on the wish list, including high-caliber bass for whatever the music genre, huge voice coils for tremendous power handling and prodigious magnets for high SPL.

CompQ's motor efficiency and structure features computer-optimized, oversized voice coils for the most power handling (RMS) ever from a round KICKER subwoofer. Immense magnets administer the most accurate voice-coil control, using long, low-carbon extended poles for the greatest coil excursion and power handling. This solid, non-vented pole piece provides high mass for optimal cooling during continued use. The die-cast aluminum alloy basket adds to the efficient motor structure and superior alignment while protecting the inner workings.

All components are engineered to perform well under the stresses of high excursion. Large-diameter, progressive-roll spiders maintain precise control during long coil throw. Heavy-duty ribbon-wire speaker leads intertwine with the spider for the best reliability. The injection-molded round SoloKon™ cone delivers on target, accurate response, and the stitched, large-roll ribbed Santoprene® surround expands and contracts for max control at high excursion. A 360-degree cone brace is laser-etched for the most positive bond strength, eliminating flex and ultimately distortion.

Installers will rely upon high-capacity, dual voice-coil push terminals to grip 8-gauge wiring for extreme current flow, all from one side of the frame for an easy, solid setup. Included screw-hole covers hide all mounting hardware for a clean-looking, complete installation.

“The CompQ is the pinnacle of our round woofer designs, producing unsurpassed sound quality and performance.”  
 – KICKER President Steve Irby

speaker size: in, cm . power handling: watts RMS . impedance: Ohms. Power handling assumes typical music program with minimal clipping; varies with enclosure size. See your KICKER dealer for complete details. Based on measurements of 4Ω models

**CWQ15: SIZE: 15, 38 POWER: 1000 IMPEDANCE: 2 or 4 DVC**  
**CWQ12: SIZE: 12, 30 POWER: 850 IMPEDANCE: 2 or 4 DVC**  
**CWQ10: SIZE: 10, 25 POWER: 700 IMPEDANCE: 2 or 4 DVC**

## POWER POINTS

- KICKER's premium round subwoofer
- Q-Class L7 blueprint and design; 2- or 4-Ohm DVC
- Massive magnets and extended poles for greatest excursion
- Die-cast-aluminum alloy basket provides efficiency, alignment and protection



**GRILLES**

\*Optional grille sold separately

A solid SoloKon™ cone provides the rigidity you need for the most accurate bass reproduction KICKER has ever engineered.

Blue Lace™ spider creates a strong linear suspension for the cone and binds the tinsel leads to eliminate any unnecessary movement.



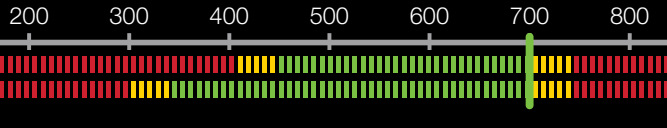
**CompQ12**



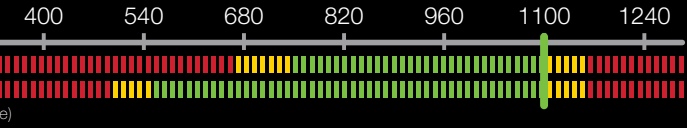
# KICKER POWER METER

# RECOMMENDED AMP RMS POWER .

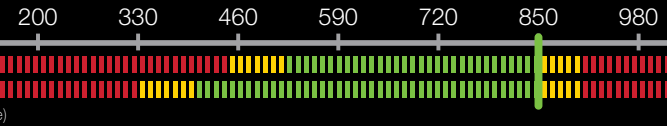
## COMPQ10



## COMPQ15

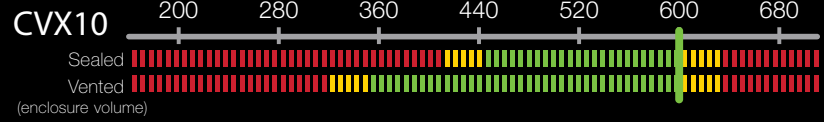


## COMPQ12

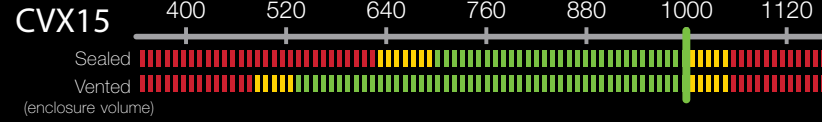




**KICKER** POWER METER



RECOMMENDED AMP RMS POWER .





# COMPVX™ HIGH-POWER SUBWOOFERS

For superior sound quality and high power handling, the CompVX™ is the answer. The CompVX features extraordinary thermal management, multiple wiring options and KICKER's unique speaker technology to deliver outstanding bass reproduction without distortion.

Subwoofers love power, but hate heat. KICKER engineered several technologies to keep the CompVX as cool as your music, even with the volume turned up to eleven! Dual voice coils with high-temp copper windings easily handle intense heat, while venting in the back bracing and along the spider landing provides max air flow and cools the voice coils. The cast-aluminum basket features motor-cooling perimeter venting, and a solid, extended pole piece increases heat dissipation while improving acoustic performance. It's a powerful thermal management system that is uniquely KICKER.

A stiff cone and linear movement is the recipe for accurate sound. An ultra-rigid SoloKon™ cone with 360-degree back bracing provides strong, accurate bass, and a ribbed Santoprene® surround is stitched for toughness. The semi-progressive-roll spider supports both substantial excursion and linear movement for the loudest bass with the lowest distortion.

speaker size: in, cm . power handling: watts RMS . impedance: Ohms . Power handling assumes typical music program with minimal clipping; varies with enclosure size. See your KICKER dealer for complete details. Based on measurements of 21 models.

**COMPVX15: SIZE: 15, 38    POWER: 1000    IMPEDANCE: 2 or 4 DVC**

**COMPVX12: SIZE: 12, 30    POWER: 750    IMPEDANCE: 2 or 4 DVC**

**COMPVX10: SIZE: 10, 25    POWER: 600    IMPEDANCE: 2 or 4 DVC**

## POWER POINTS

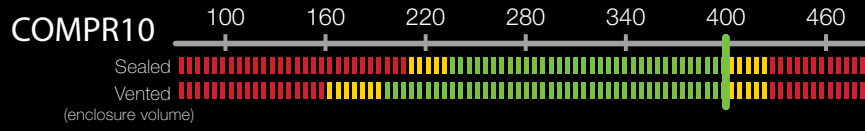
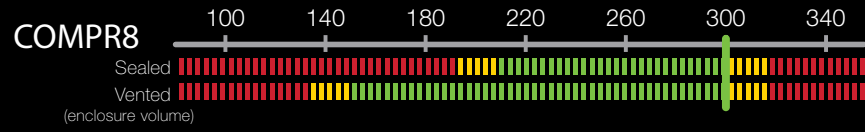
- Hard-hitting, exceptional woofer technology
- Ultra-rigid, one-piece SoloKon™ with vented, 360-degree back bracing
- Cast-aluminum basket with motor-cooling perimeter venting
- Blue, signature double stitching joins cone and surround for extreme durability



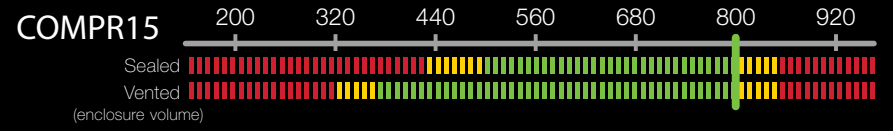
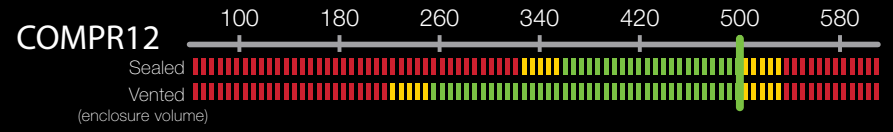
CompVX12



**KICKER** POWER METER



RECOMMENDED AMP RMS POWER .



Photos courtesy of River City Rods



# COMPR<sup>®</sup> ADVANCED SUBWOOFERS

CompR Subwoofer technology is built to last, delivering stunning amounts of bass every time you press play. Its advanced suspension system includes a ribbed Santoprene<sup>®</sup> surround and a large-diameter spider for distortion-free sound. It also features a strong, stamped-steel framework supporting a huge stacked magnet structure for excellent power handling and sound quality.

CompR delivers the deepest musical bass and is made to work perfectly with KICKER KX-Series mono amplifiers. The motor structure itself is a mechanical marvel, utilizing a large-diameter, progressive-roll spider for increased linearity and better sound and high-strength Spiralead<sup>™</sup> tinsel leads woven through for max transfer of signal. High-temp coil wire winding around the UniPlate<sup>™</sup> pole piece and innovative Quad Venting<sup>™</sup> slots contribute to the woofer's efficient cooling attributes and durability.

CompR features the SoloKon<sup>™</sup> cone system, an injection-molded polypropylene cone, tough surround and 360-degree back bracing for ultra-rigidity and minimal distortion. The steel basket provides full protection of the large spider and complete motor assembly. While the basket fully protects the inner workings, its mounting depth has been minimized to easily fit into more installations than ever before.

These latest CompR advances and technology have resulted in a higher power rating than ever before from the series, making this one of KICKER's most proficient subwoofers ever built.

speaker size: in. cm. power handling: watts RMS. impedance: Ohms. Power handling assumes typical music program with minimal clipping; varies with enclosure size. See your KICKER dealer for complete details. Based on measurements of 4Q models.

CompR15:	SIZE: 15, 38	POWER: 800	IMPEDANCE: 2 or 4 DVC
CompR12:	SIZE: 12, 30	POWER: 500	IMPEDANCE: 2 or 4 DVC
CompR10:	SIZE: 10, 25	POWER: 400	IMPEDANCE: 2 or 4 DVC
CompR8:	SIZE: 8, 20	POWER: 300	IMPEDANCE: 2 or 4 DVC


## POWER POINTS

- KICKER's workhorse bass-maker, DVC
- Rigid SoloKon<sup>™</sup> cone system with 360-degree bracing
- Tough Santoprene<sup>®</sup> surround and full-coverage steel basket



CompR12





**Comp**<sup>TM</sup>**R**







Photos courtesy of River City Rods



# TB-SERIES COMPACT WEATHERPROOF SYSTEMS

Great bass mounts anywhere with the KICKER TB! Built from thick ABS, the TB comes equipped with our active CompR woofer. This sub features a double-stacked magnet, an advanced suspension and advanced heat management system.

Made with the same surround and cone materials as the active sub, the reFLEX subwoofer is mounted on the opposite side of the TB for even deeper excursion with a small footprint.

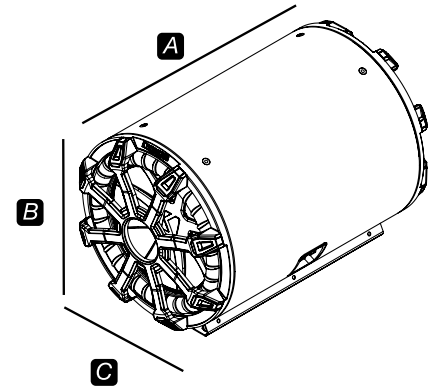
Our signature double red stitching creates an outstanding bond between the Santoprene surround and polypropylene woofer cone for reliable performance.

Revolutionary SoloKon™ technology joins the cone to the vented back brace - both cooling the motor and eliminating distortion for clean, smooth bass.

An innovative bracketing system allows the TB to be mounted horizontally or vertically in nearly any vehicle.

speaker size: in, cm . power handling: watts RMS . impedance: Ohms .Power handling assumes typical music program with minimal clipping; varies with enclosure size. See your KICKER dealer for complete details. Based on measurements of 40 models.

**TB10: 10, 25    POWER: 400    IMPEDANCE: 2 or 4    DIM A: 16-9/16, 42.1    DIM B: 10-3/4, 27.3    DIM C: 10-5/8, 27**  
**TB8: 8, 20    POWER: 300    IMPEDANCE: 2 or 4    DIM A: 12-7/8, 32.8    DIM B: 8-5/8, 21.9    DIM C: 8-1/2, 21.6**



## POWER POINTS

- Combines active CompR® sub with passive reFLEX sub for outstanding bass
- Thick, cylindrical ABS enclosure protects woofers loaded on each end
- Innovative bracketing system allows horizontal or vertical mounting



TB8



TB10



**MADE WITH  
 GENUINE  
 CompR™  
 SUBWOOFERS**





**KICKER**







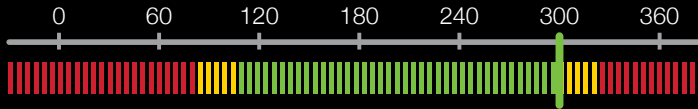


# STURDY BRACKET MOUNTS

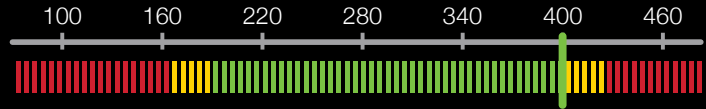


**KICKER**

TB8



TB10



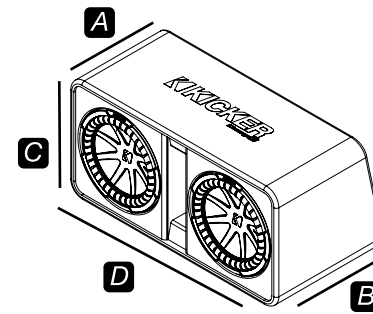
**Mounts  
VERTICALLY and  
HORIZONTALLY**



# COMPR<sup>®</sup> LOADED SUBWOOFER ENCLOSURES

The CompR Subwoofer Enclosure delivers on the promise of thunderous bass. Thanks to outstanding enclosure construction and a revolutionary new port design, the legendary CompR Sub box pounds out the low end with authority. Covered in plush carpet with the signature KICKER logo, there's no doubt that your box and sound are uniquely KICKER.

The magic in big bass rests not just in the subs, but in the box! Black carpeting gives the enclosure a new level of refinement, while the front-facing tuned port raises the bar for acoustic efficiency, creating unheard of bass levels. Thick MDF and copious internal bracing ensures the CompR enclosure is as solid as it is reliable. Combined with the quality and power handling of the new CompR Subs you get one of the most formidable loaded enclosures on the market today.



speaker size: in, cm . power handling: watts RMS . impedance: Ohms . Power handling assumes typical music program with minimal clipping; varies with enclosure size. See your KICKER dealer for complete details.

<b>DCompR12:</b>	<b>SIZE:</b> 12, 30	<b>TYPE:</b> DUAL	<b>POWER:</b> 1000	<b>DIM A:</b> 13-15/16, 35.4	<b>DIM B:</b> 17-3/8, 44.1	<b>DIM C:</b> 16, 40.6	<b>DIM D:</b> 31-7/8, 81	<b>IMPEDANCE:</b> 2
<b>DCompR10:</b>	<b>SIZE:</b> 10, 25	<b>TYPE:</b> DUAL	<b>POWER:</b> 800	<b>DIM A:</b> 13-7/16, 34.1	<b>DIM B:</b> 16-7/16, 41.7	<b>DIM C:</b> 14, 35.6	<b>DIM D:</b> 28-1/16, 71.2	<b>IMPEDANCE:</b> 2
<b>VCompR12:</b>	<b>SIZE:</b> 12, 30	<b>TYPE:</b> SINGLE	<b>POWER:</b> 500	<b>DIM A:</b> 11-7/16, 29	<b>DIM B:</b> 14-5/8, 37.2	<b>DIM C:</b> 16, 40.6	<b>DIM D:</b> 17-1/2, 44.5	<b>IMPEDANCE:</b> 2

## POWER POINTS

- Enclosure utilizes front-facing tuned port for bold bass response
- KICKER's workhorse subwoofer with advanced tech
- Rigid SoloKon™ cone system with 360-degree bracing

## MADE WITH GENUINE <sup>TM</sup> **CompR** SUBWOOFERS



DCompR10



VCompR12







# COMPRT® ULTRA-THIN SUBWOOFERS

CompRT® Subwoofers have reduced what were already the thinnest mounting depths available from the world's bass leader, suitable for the trickiest installations. It's true, deep bass that's made to fit where conventional-sized subwoofers don't.

Even with a shallower mount, CompRT Subwoofers are now available in 1- or 2-Ohm dual-voice coils, made to match perfectly with KICKER KX-Series Mono Amplifiers in a car or truck, or with smaller-scale, low-impedance KICKER PX-Series Amplifiers in a powersports setting. CompRT Subwoofers are engineered to deliver serious bottom-end where space is limited. Whether behind the seat in a compact car or in a motorcycle's saddlebags, make no mistake signature KICKER bass is on board.

The CompRT motor structure is as intricate as one might expect from a shallow-mount subwoofer. It utilizes a large-diameter, progressive-roll spider for increased linearity and better overall sound. A bumped top plate allows for full voice-coil clearance and excursion, creating outstanding bass despite the limited area. High-temp coil wire winding around the high-mass, solid pole piece and double venting contribute to the woofers' efficient cooling attributes and durability. As a result, CompRT's power rating has increased dramatically.

CompRT features an injection-molded polypropylene cone and tough Santoprene® surround that interlocks with the front gasket for ultra-rigidity and minimal distortion. The basket provides full protection of the motor assembly, and with the interlocking surround and gasket, helps the weather-proof subwoofer perform perfectly in outdoor powersports settings.

CompRT features dual pairs of sturdy, spring-loaded wire terminals that are custom-designed specifically for the basket so the subwoofer can retain its shallow mounting capability.

speaker size: in. cm . power handling: watts RMS . impedance: Ohms . Power handling assumes typical music program with minimal clipping; varies with enclosure size. See your KICKER dealer for complete details. Based on measurements of 4Q models.

<b>CompRT12:</b>	<b>SIZE: 12, 30</b>	<b>POWER: 500</b>	<b>IMPEDANCE: 1 or 2 DVC</b>
<b>CompRT10:</b>	<b>SIZE: 10, 25</b>	<b>POWER: 400</b>	<b>IMPEDANCE: 1 or 2 DVC</b>
<b>CompRT8:</b>	<b>SIZE: 8, 20</b>	<b>POWER: 300</b>	<b>IMPEDANCE: 1 or 2 DVC</b>
<b>CompRT67:</b>	<b>SIZE: 6-3/4, 16.5</b>	<b>POWER: 150</b>	<b>IMPEDANCE: 1 or 2 DVC</b>

## POWER POINTS

- Shallow-mount, true-sub performance; 1- or 2-Ohm DVC
- Matches perfectly with KX-Series or PX-Series Amplifiers
- High-mass solid pole piece and double venting provides superior cooling



CompRT12

THINK THIN. TO MAKE YOUR BASS FIT UNDER A SEAT, UNDER A BACK DASH OR EVEN IN YOUR MOTORCYCLE BAGS, KICKER ENGINEERED A SPECIAL MOTOR AND CONE-SUPPORT SYSTEM THAT IS AS THIN AS IT IS POWERFUL. TRULY STRONG BASS IS NOW AS SIMPLE AS SPELLING TWO LETTERS: R-T.

Spring-loaded terminals feature a satin-nickel finish.

Stitched surround for unsurpassed reliability.

Revolutionary SoloKon™ system joins the cone to the back brace for a single integrated unit.

Extra-large ribbed Santoprene surround roll for smoother, deeper bass.

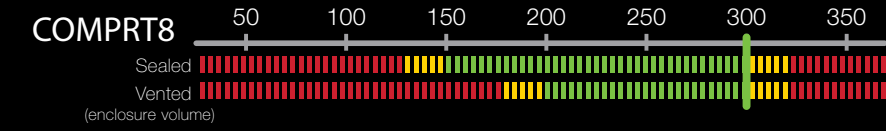
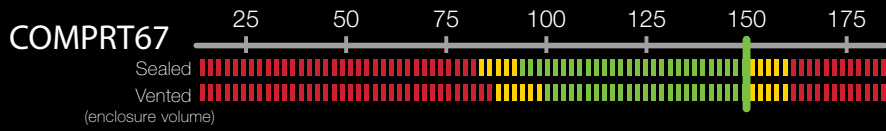
High mass, solid pole piece for great heat dissipation and durability.



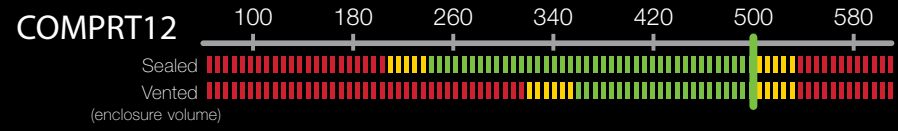
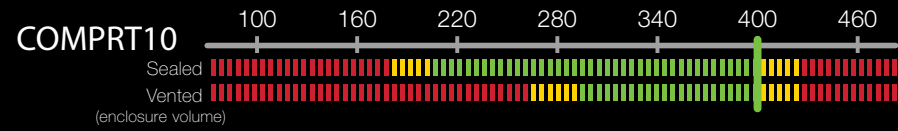
Thin Profile



**KICKER POWER METER**



**RECOMMENDED AMP RMS POWER**



Photos courtesy of Audio Industries, Bloemfontein, South Africa

# TRTP DOWN-FIRING COMPRT LOADED ENCLOSURES

The new KICKER TRTP Down-Firing Loaded Enclosures are purpose-built to deliver the bass you want, without taking up the cargo space you need. Equipped with a KICKER CompRT active sub and ReFLEX™ passive subwoofer, the down-firing TRTP is ultra-thin and fortified with heavy internal bracing – perfect for your cargo area, under your seat or in the trunk. No grilles necessary!

speaker size: in, cm . power handling: watts RMS . impedance: Ohms . Power handling assumes typical music program with minimal clipping; varies with enclosure size. See your KICKER dealer for complete details. Based on measurements of 4Ω models.

**TRTP12:** SIZE: 12, 30 POWER: 500 IMPEDANCE: 2 DVC

**TRTP10:** SIZE: 10, 25 POWER: 400 IMPEDANCE: 2 DVC

**TRTP8:** SIZE: 8, 20 POWER: 300 IMPEDANCE: 2 DVC

**POWER  
POINTS**

- Big bass without the big enclosure
- No grilles needed
- Stack your stuff right on the sub – no lost space!
- Easily fits in a corner of your trunk or cargo area

**NEW  
FOR  
2020**



TRTP8



TRTP10



TRTP12

**DOWN FIRING  
SUBWOOFER  
ENCLOSURE**

**KICKER**











# COMPRT<sup>®</sup> THIN LOADED ENCLOSURES

Bass has never been this loud and deep in a box this thin. Using revolutionary ReFLEX™ Subwoofer technology and advanced enclosure construction, KICKER has developed the perfect box for fitting behind or under your seat.

CompRT enclosures are extremely thin profile, under seven inches at the base. It includes heavy internal bracing for exceptional rigidity and reFLEX subwoofer technology for extending the low-end range of deep bass response.

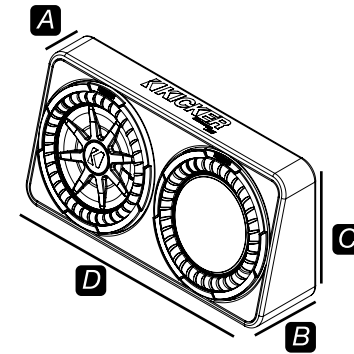
The new refined look of CompRT Enclosures include red stitching, all black carpeting and satin-nickel terminals. Most recently we've added a dynamite TCWRT67 model to the lineup, featuring a 6-3/4-inch CompRT sub.

speaker size: in, cm . power handling: watts RMS . impedance: Ohms .Power handling assumes typical music program with minimal dipping; varies with enclosure size. See your KICKER dealer for complete details. Based on measurements of 40 models.

TCompRT12:	SIZE: 12, 30	TYPE: THIN	POWER: 500	DIM A: 3-1/2, 8.9	DIM B: 7, 17.7	DIM C: 13-1/2, 34.3	DIM D: 27, 68.5	IMPEDANCE: 2 or 4
TCompRT10:	SIZE: 10, 25	TYPE: THIN	POWER: 400	DIM A: 3-7/16, 8.8	DIM B: 6-9/16, 16.7	DIM C: 11-13/16, 30	DIM D: 23-1/4, 59.1	IMPEDANCE: 2 or 4
TCompRT8:	SIZE: 8, 20	TYPE: THIN	POWER: 300	DIM A: 3-9/16, 9	DIM B: 6-7/16, 16.4	DIM C: 11-7/16, 29.1	DIM D: 19-5/16, 49	IMPEDANCE: 2 or 4
TCompRT67:	SIZE: 6-3/4, 16.5	TYPE: THIN	POWER: 150	DIM A: 3-5/16, 8.5	DIM B: 5-11/16, 14.5	DIM C: 10, 25.4	DIM D: 15-1/4, 38.7	IMPEDANCE: 2 or 4

## POWER POINTS

- Extremely thin profile with heavy internal bracing
- Shallow-mount, true-sub performance where space is limited
- Passive reFLEX subwoofer provides deep bass response



TCompRT10



# REFLEX™ SUB PASSIVE RADIATORS (KBRW)

ReFLEX™ subwoofer technology goes custom! For the first time, KICKER offers component passive radiators to create more intense bass. Designed to deliver all of the low-end performance of a ported enclosure in a fraction of the air space, these reFLEX passives let you design your enclosure, your way. Now your custom enclosure fits under a seat or behind the back bench, and hammers with that awesome KICKER bass!

## POWER POINTS

- Build custom enclosures that play deep, accurate bass
- Get the sound of a ported enclosure without the size
- Engineered for easy installation

**NEW**  
FOR  
**2020**



**CREATES  
INTENSE  
BASS**







# PASSIVE RADIATORS



Radiator Size	Enclosure Size	Tuning Frequency
8"	.4 Cubic feet	49 Hz



Radiator Size	Enclosure Size	Tuning Frequency
10"	.5 Cubic feet	41 Hz



Radiator Size	Enclosure Size	Tuning Frequency
12"	.7 Cubic feet	34 Hz

# COMPVR® HARD-HITTING SUBWOOFERS

Hard-hitting bass is your passion. Dual voice coils, huge magnets and excellent heat management give you the massive boom that lasts day in and day out.

KICKER's most popular subwoofer is the CompVR, and it features a new refined blackout look, sinister double red surround stitching and 360-degree perimeter venting. Our SoloKon™ cone system combines the injection-molded poly cone with a motor-cooling, vented back brace, creating a single integrated unit. Dual voice coils, high-temp coil wire, ribbed Santoprene® surround and durable Spiralead™ tinsel leads woven into the spider are part of the equation for an outstanding combination of raw power handling, thermal management and long-lasting reliability that embodies the KICKER sound.

speaker size: in, cm . power handling: watts RMS . impedance: Ohms . Power handling assumes typical music program with minimal clipping; varies with enclosure size. See your KICKER dealer for complete details. Based on measurements of 4Ω models.

**CVR15: SIZE: 15, 38 POWER: 500 IMPEDANCE: 2 or 4 DVC**

**CVR12: SIZE: 12, 30 POWER: 400 IMPEDANCE: 2 or 4 DVC**

**CVR10: SIZE: 10, 25 POWER: 350 IMPEDANCE: 2 or 4 DVC**

## POWER POINTS

- Signature double red surround stitching holds tight to cone
- Injection-molded cone with 360-degree back bracing
- 360-degree backplate venting expels damaging heat



CompVR10

# COMPVT™ SLIM SUBWOOFERS

The CompVT fits nearly anywhere while delivering the bass only KICKER can provide. Whether it's under a truck seat, behind a bench or in the trunk, you get that boom you've been craving.

This thin-profile woofer combines a sleek blackout look with full-perimeter venting and red surround stitching. Our SoloKon™ technology marries the injection-molded poly cone to a vented back brace, creating a single, cohesive system. A shallow-depth, four-piece voice coil and high-mass, ventless pole piece provide outstanding heat dissipation and stunning bass. All of this innovation comes in a subwoofer less than five inches deep.

speaker size: in, cm . power handling: watts RMS . impedance: Ohms . Power handling assumes typical music program with minimal clipping; varies with enclosure size. See your KICKER dealer for complete details. Based on measurements of 4Ω models.

**CVT12: SIZE: 12, 30 POWER: 400 IMPEDANCE: 2 or 4 SVC**

**CVT10: SIZE: 10, 25 POWER: 350 IMPEDANCE: 2 or 4 SVC**

## POWER POINTS

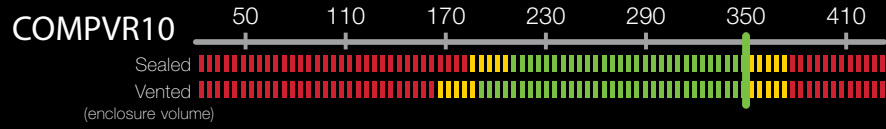
- Shallow-mount design for tightest installs; 2- or 4-Ohm SVC
- Signature red-stitched surround
- Injection-molded, spoked cone with 360-degree back bracing



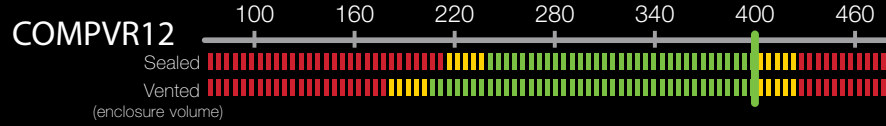
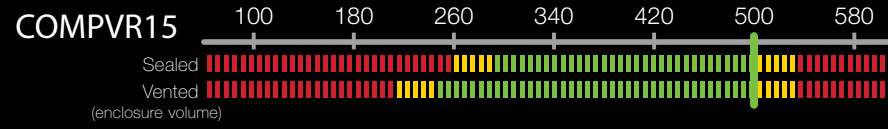
CompVT12



**KICKER** POWER METER



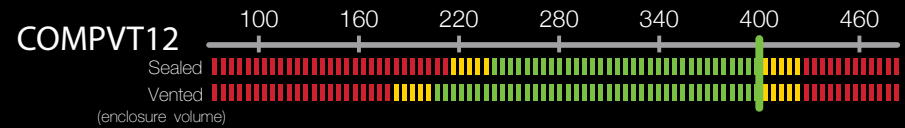
RECOMMENDED AMP RMS POWER .



**KICKER** POWER METER



RECOMMENDED AMP RMS POWER .



# COMP C<sup>®</sup> PERFORMANCE SUBWOOFERS

KICKER offers the greatest balance between big performance and bigger value with single-voice-coil and dual-voice-coil CompC<sup>®</sup> Subwoofers. Equipped with proven KICKER construction, these subs deliver world-class KICKER power handling for the hard-hitting, high-performance bass you love.

Available in single- and dual-voice-coil, 4-Ohm impedances, CompC Subwoofers easily accommodate 2-, 4- or 8-Ohm loads for maximum system flexibility. Spring-loaded terminals make connections easy, even with thick speaker wire and complex series/parallel configurations. You get the very most out of your amplifier with the right impedance for the biggest bass possible.

CompC Subwoofers are based on the success of KICKER's legendary Competition Series. Designed to eliminate flex and distortion for a deep, accurate sound, these subwoofers come equipped with a lightweight, injection-molded polypropylene cone and tough, ribbed polyurethane surround. Our signature yellow stitching creates a superior bond between the woofer and surround for extraordinary reliability.

The heavy-duty motor structure includes a rip-resistant, large-diameter spider for less flex, longer life and superior accuracy. High-strength Spiralead<sup>™</sup> tinsel leads weave through the spider for max signal transfer, then high-temp voice coil wire winding completes a powerful Comp motor that makes the most of every watt you give it.

The stamped-steel basket shows off the heavy-duty magnet and top plate. A cool subwoofer is a loud subwoofer, so the basket includes custom perimeter venting slots placed along the bottom of the basket. The venting ensures the woofer stays at the perfect operating temperature by allowing air to constantly circulate around the motor.

**“Bass is what we are all about... it's our specialty. From the very start, we've been known for rich sound. It's the KICKER heritage, and it's carried out through all we do.” - KICKER founder and President Steve Irby.**

speaker size: in, cm . power handling: watts RMS . impedance: Ohms Power handling assumes typical music program with minimal clipping; varies with enclosure size. See your KICKER dealer for complete details. Based on measurements of 4Ω models.

CompC15:	SIZE: 15, 38	POWER: 600	IMPEDANCE: 4 Ω SVC or DVC
CompC12:	SIZE: 12, 30	POWER: 300	IMPEDANCE: 4 Ω SVC or DVC
CompC10:	SIZE: 10, 25	POWER: 250	IMPEDANCE: 4 Ω SVC or DVC
CompC8:	SIZE: 8, 20	POWER: 200	IMPEDANCE: 4 Ω SVC or DVC

**POWER POINTS**

- Models with dual voice coils or single (all 4 Ohm)
- Ribbed polyurethane surround resists heat and degradation
- Sounds great in sealed or ported enclosures

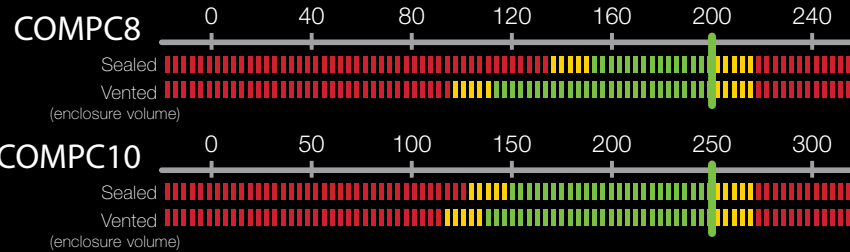


CompC12

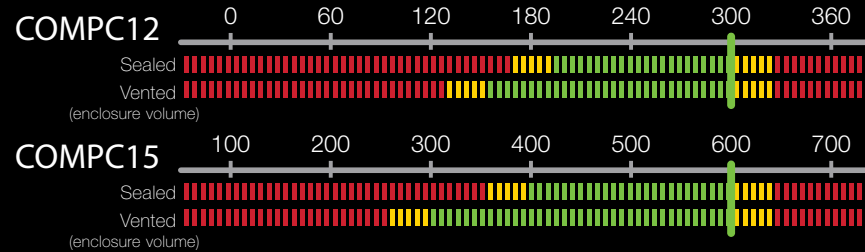




**KICKER** POWER METER



RECOMMENDED AMP RMS POWER .



# COMP C<sup>®</sup> PERFORMANCE LOADED ENCLOSURES

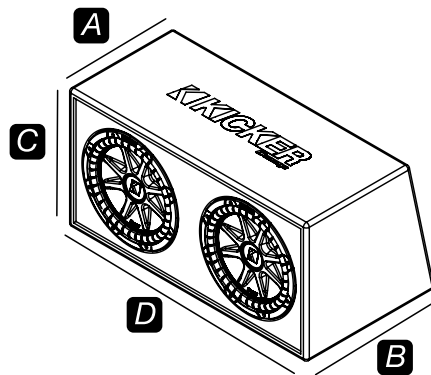
High-performance CompC<sup>®</sup> Loaded Enclosures are factory-tuned with a front-facing port to bring you loud, great-sounding bass. Whether it's a thin-mount, single or dual-subwoofer design, CompC Loaded Enclosures provide the most intense bass at the greatest value.

This is ready-made KICKER bass that installs in minutes. Equipped with proven box construction and an impressive bold look, the 10- and 12-inch dual sub enclosures offer a pair of CompC woofers in a stout MDF box with rounded corners and internal bracing for additional strength and support. A single 12-inch subwoofer is available for under a back hatch, and the 10-inch thin-profile enclosure is perfect for behind the seat or wherever space limitations exist. All enclosures are covered in plush, black carpeting with a custom embroidered logo.

CompC Subwoofers build on the success of KICKER's original Competition Series from 1986. They are equipped with a lightweight, injection-molded polypropylene cone and tough, ribbed polyurethane surround built to eliminate flex and distortion. Simply place this powerhouse behind a seat, under a bench or in your trunk, and start Livin' Loud!

speaker size: in, cm . power handling: watts RMS . impedance: Ohms . Power handling assumes typical music program with minimal clipping; varies with enclosure size. See your KICKER dealer for complete details. Based on measurements of 2 Ω models.

<b>DCompC12:</b>	<b>SIZE:</b> 12, 30	<b>TYPE:</b> DUAL	<b>POWER:</b> 600	<b>DIM A:</b> 14, 35.6	<b>DIM B:</b> 17-1/4, 43.8	<b>DIM C:</b> 16, 40.6	<b>DIM D:</b> 31-7/8, 81	<b>IMPEDANCE:</b> 2
<b>DCompC10:</b>	<b>SIZE:</b> 10, 25	<b>TYPE:</b> DUAL	<b>POWER:</b> 600	<b>DIM A:</b> 13-1/2, 34.3	<b>DIM B:</b> 16-1/4, 41.4	<b>DIM C:</b> 14, 35.6	<b>DIM D:</b> 28, 71.1	<b>IMPEDANCE:</b> 2
<b>VCompC12:</b>	<b>SIZE:</b> 12, 30	<b>TYPE:</b> SINGLE	<b>POWER:</b> 300	<b>DIM A:</b> 11-1/4, 28.5	<b>DIM B:</b> 14-1/2, 36.7	<b>DIM C:</b> 16, 40.6	<b>DIM D:</b> 17, 43.2	<b>IMPEDANCE:</b> 2 or 4
<b>TCompC10:</b>	<b>SIZE:</b> 10, 25	<b>TYPE:</b> THIN	<b>POWER:</b> 300	<b>DIM A:</b> 4, 10.2	<b>DIM B:</b> 7-5/8, 19.4	<b>DIM C:</b> 15, 38.1	<b>DIM D:</b> 21-1/2, 54.6	<b>IMPEDANCE:</b> 2 or 4



## POWER POINTS

- Factory-tuned with front-facing port for loudest bass
- Ribbed polyurethane surround and yellow stitching
- Two dual options (2 Ohm), one single (2-4 Ohm) and one thin-profile (2-4 Ohm)



DCompC10



TCompC10



DCompC12







# COMP<sup>®</sup> SUBWOOFERS

Comp Subwoofers are loud, proud and affordable. And reliable. A Comp's heavy-duty magnet delivers precise frequency control, and its bumped back plate allows extended voice-coil range for even deeper bass. The high-temp voice coil is built for durability, even when exposed to extreme heat.

Signature white stitching creates a superior bond between the cone and surround, and the ribbed, UV-treated surround itself helps provide a strong outlet for distortion-free bass. Comp is the cornerstone of KICKER innovation – Spiralead™ tinsel leads, poly cones with 360-degree back bracing and perimeter venting all included.

speaker size: in, cm . power handling: watts RMS . impedance: Ohms Power handling assumes typical music program with minimal clipping; varies with enclosure size. See your KICKER dealer for complete details. Based on measurements of 4Ω models.

**C15:** SIZE: 15, 38 POWER: 250 IMPEDANCE: 4 Ω SVC  
**C12:** SIZE: 12, 30 POWER: 150 IMPEDANCE: 4 Ω SVC  
**C10:** SIZE: 10, 25 POWER: 150 IMPEDANCE: 4 Ω SVC

## POWER POINTS

- Deep bass from a stiff injection-molded cone with back bracing
- Perimeter venting for sufficient cooling and extended use
- Quality stamped-steel basket for outstanding stability under stress



Comp12



# COMP<sup>®</sup> LOADED ENCLOSURES

Comp Loaded Enclosures deliver big bass, custom made to fit your life, and your ride. With a powerful KICKER Comp sub behind the truck bench, Comp Sub Boxes deliver both convenience and raw power - all in one package.

Heavy MDF construction and thick internal bracing keep your enclosure pounding for years to come. Comp Enclosures include a custom-formed port to ensure you get our signature KICKER bump! Sleek black carpeting protects every enclosure, while preventing the box from shifting during travel.

speaker size: in, cm . power handling: watts RMS . impedance: Ohms Power handling assumes typical music program with minimal clipping; varies with enclosure size. See your KICKER dealer for complete details.

**DC12:** SIZE: 12, 30 POWER: 300 TYPE: DUAL DIM A: 13-7/8, 35.2 DIM B: 17-1/4, 43.8 DIM C: 16, 40.5 DIM D: 32-7/16, 82.3 IMPEDANCE: 2  
**VC12:** SIZE: 12, 30 POWER: 150 TYPE: SINGLE DIM A: 11-1/4, 28.5 DIM B: 14-5/8, 37.1 DIM C: 16-1/8, 40.9 DIM D: 17-11/16, 44.8 IMPEDANCE: 4  
**TC10:** SIZE: 10, 25 POWER: 150 TYPE: THIN DIM A: 4-3/4, 12 DIM B: 7-11/16, 19.5 DIM C: 13-3/4, 38.4 DIM D: 21-3/4, 55.1 IMPEDANCE: 4

## POWER POINTS

- Big-bass enclosures with heavy MDF construction and carpeting
- Deep bass from a stiff injection-molded cone with back bracing
- Dual 12-inch (2 Ohm), single 12-inch (4 Ohm) and thin-profile 10-inch (4 Ohm)

TC10



DComp12

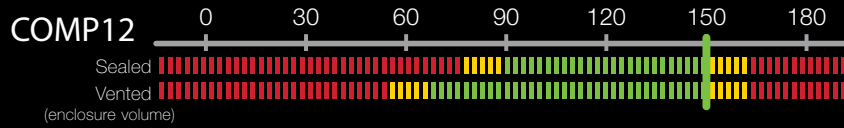
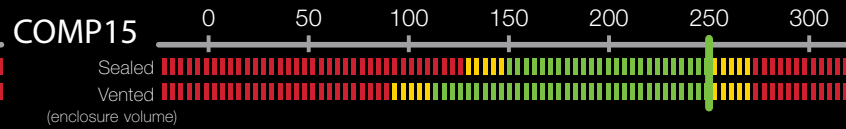
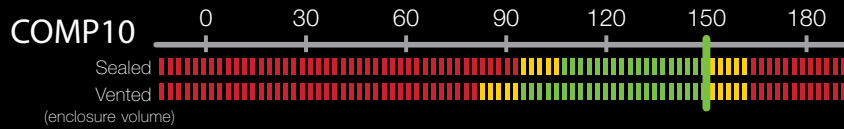






**KICKER** POWER METER

RECOMMENDED AMP RMS POWER .



# SUBWOOFERS

MODEL	Q-CLASS L715	Q-CLASS L712	Q-CLASS L710	Q-CLASS L78	L7515	L7512	L7510	L758	L7R15	L7R12	L7R10	L7T12 Thin	L7T10 Thin	L7T8 Thin
Size [in, cm]	15, 38	12, 30	10, 25	8, 20	15, 38	12, 30	10, 25	8, 20	15, 38	12, 30	10, 25	12, 30	10, 25	8, 20
Impedance [Ohms]	2 or 4 DVC	2 or 4 DVC	2 or 4 DVC	2 or 4 DVC	2 or 4 DVC	2 or 4 DVC	2 or 4 DVC	2 or 4 DVC	2 or 4 DVC	2 or 4 DVC	2 or 4 DVC	2 or 4 DVC	2 or 4 DVC	2 or 4 DVC
Rec. Amplifier Power [Watts RMS]	1200	900	750	500	1000	750	600	450	1800/900	1200/600	1000/500	1200/600	1000/500	700/350
Sensitivity [dB 1w/1m]	88.6	86.9	85.9	82.4	88.6	86.9	85.9	82.4	88.05	86.7	85.9	86.54	85.98	84.835
Mounting Depth [in, cm]	9-3/8, 23.9	7-7/8, 20	6-7/8, 17.5	5-7/16, 13.8	8-11/16, 22.1	6-13/16, 17.3	6-1/4, 15.9	4-3/4, 12.1	8-3/8, 21.5	6-7/8, 17.4	6-1/8, 15.7	4-1/8, 9.5	3-3/4, 9.5	2-3/4, 7
Mounting Diameter [in, cm]	13-3/4, 34.9	11-1/16, 28	9-5/16, 23.7	7-1/4, 18.4	13-3/4, 34.9	11-1/16, 28.1	9-5/16, 23.7	7-1/4, 18.4	13-3/4, 34.9	11-1/16, 28.1	9-5/16, 23.7	11-1/16, 28.1	9-5/16, 23.7	7-3/8, 18.8
Min Sealed Box Vol [cu. ft, L]	1.75, 49.56	1, 28.23	0.8, 22.65	0.4, 11.33	2, 56.64	1.25, 35.4	1, 28.32	0.5, 14.16	1.5, 42.48	0.88, 24.92	0.66, 18.7	.55, 15.6	.4, 11.3	0.2, 5.66
Max Sealed Box Vol [cu. ft, L]	6, 169.9	2, 56.64	1.25, 35.4	0.75, 21.24	6, 170	2, 56.64	1.25, 35.4	0.75, 21.24	3, 85	2, 56.64	1, 28.3	1.25, 35.4	1.25, 28.3	.75, 21.2
Min Vented Box Vol [cu. ft, L]	3, 85	1.75, 49.6	1.25, 35.4	0.66, 18.7	3, 85	1.75, 49.6	1.25, 35.4	0.66, 18.69	3, 85	1.75, 49.6	1.25, 35.4	1.75, 49.6	1.25, 35.4	.8, 22.7
Max Vented Box Vol [cu. ft, L]	6, 170	3.25, 92	2.25, 63.7	1, 28.32	6, 170	3.25, 92	2.25, 63.7	1, 28.32	6, 170	3.25, 92	2.25, 63.7	2.25, 63.7	1.75, 49.6	1.2, 34

MODEL	Q-CLASS CompQ15	Q-CLASS CompQ12	Q-CLASS CompQ10	CompVX 15	CompVX 12	CompVX 10	CompR15	CompR12	CompR10	CompR8	CompRT12 Thin	CompRT10 Thin	CompRT8 Thin	CompRT67 Thin
Size [in, cm]	15, 38	12, 30	10, 25	15, 38	12, 30	10, 25	15, 38	12, 30	10, 25	8, 20	12, 30	10, 25	8, 20	6-1/2, 16.5
Impedance [Ohms]	2 or 4 DVC	2 or 4 DVC	2 or 4 DVC	2 or 4 DVC	2 or 4 DVC	2 or 4 DVC	2 or 4 DVC	2 or 4 DVC	2 or 4 DVC	2 or 4 DVC	1 or 2 DVC	1 or 2 DVC	1 or 2 DVC	1 or 2 DVC
Rec. Amp Power [Watts RMS]	1100	850	700	1000	750	600	800	500	400	300	500	400	300	150
Sensitivity [dB 1w/1m]	88.6	86.2	85.7	91.6	87.1	85.7	89.4	86.9	84.6	82.1	85.5	84.8	81.8	82.6
Mounting Depth [in, cm]	8-15/16, 22.6	7-1/8, 18.1	6-3/8, 16.2	8-1/2, 21.5	6-11/16, 16.9	5-15/16, 15.1	7-15/16, 20	5-3/4, 14.6	5-1/4, 13.3	4-1/8, 10.5	3-3/4, 9.6	3-7/16, 8.8	2-11/16, 6.7	2-3/4, 7
Mounting Diameter [in, cm]	13-7/8, 35.2	11-1/16, 28.1	9-3/16, 23.4	13-13/16, 35	11-1/16, 28	9-3/16, 15.1	13-3/4, 35	11, 27.9	9-1/8, 23.1	7, 17.7	11, 27.9	9-1/8, 23.1	7, 17.7	5-5/8, 14.3
Min Sealed Box Vol [cu. ft, L]	1.5, 42.5	.88, 24.92	.66, 18.7	1.8, 51	1, 28.23	0.8, 22.7	1.8, 51	1.0, 28.3	0.8, 22.7	0.4, 11.3	0.55, 15.57	0.4, 11.3	0.2, 5.66	0.18, 5.1
Max Sealed Box Vol [cu. ft, L]	6, 169.9	2, 56.64	1.25, 35.4	5.2, 147	4.6, 130	3, 85	3.0, 85	2.0, 56.64	1.25, 35.4	1.0, 28.52	2.0, 56.64	1.25, 35.4	1.0, 28.32	0.75, 21.24
Min Vented Box Vol [cu. ft, L]	3, 85	1.75, 49.6	1.25, 35.4	3, 85	1.75, 49.6	1.25, 35.4	3.0, 85	1.75, 49.6	1.25, 35.4	0.8, 22.7	1.75, 49.6	1.25, 35.4	0.8, 22.7	-
Max Vented Box Vol [cu. ft, L]	6, 170	3.25, 92	2.25, 63.7	5, 142	2.25, 63.7	1.75, 49.6	5.0, 142	2.25, 63.7	1.75, 49.6	1.2, 34	2.25, 63.7	1.75, 49.6	1.2, 34	-

MODEL	CompVR15	CompVR12	CompVR10	CompVT12 Thin	CompVT10 Thin	CompC15	CompC12	CompC10	CompC8	Comp15	Comp12	Comp10
Size [in, cm]	15, 38	12, 30	10, 25	12, 30	10, 25	15, 38	12, 30	10, 25	8, 20	15, 38	12, 30	10, 25
Impedance [Ohms]	2 or 4 DVC	2 or 4 DVC	2 or 4 DVC	2 or 4 SVC	2 or 4 SVC	4 SVC or DVC	4 SVC or DVC	4 SVC or DVC	4 SVC or DVC	4 SVC	4 SVC	4 SVC
Rec. Amp Power [W peak/RMS]	1000/500	800/400	700/350	800/400	700/350	1200/600	600/300	500/250	400/200	500/250	300/150	300/150
Sensitivity [dB 1w/1m]	89.2	86.9	83.6	87.1	87.2	90.3	88.3	86.2	85.6	90.3	88.3	86.2
Mounting Depth [in, cm]	8-3/16, 20.7	6-1/4, 15.9	5-1/2, 14	4-3/8, 11.1	4-1/4, 10.8	7, 17.7	5-7/16, 13.8	4-13/16, 12.2	3-7/8, 9.8	7-7/16, 18.9	5-7/8, 14.8	5-1/16, 12.8
Mounting Diameter [in, cm]	13-11/16, 34.7	11, 27.8	9-3/16, 23.3	11, 28.1	9-3/16, 23.3	13-3/4, 35	11, 27.9	9-3/16, 23.3	7, 17.7	13-11/16, 34.7	11, 27.9	9-1/8, 23.1
Min Sealed Box Vol [cu. ft, L]	1.8, 51	1, 28.3	0.8, 22.7	1, 28.3	0.8, 22.7	2.25, 63.7	1.25, 35.4	1.0, 28.3	0.5, 14.2	2.25, 63.7	1.25, 35.4	1, 28.3
Max Sealed Box Vol [cu. ft, L]	5.2, 147	4.6, 130	3, 85	4.6, 130	3, 85	5.0, 141.6	3.5, 99.1	2.4, 68	1.2, 34	5, 141.6	3.5, 99.1	2.4, 68
Min Vented Box Vol [cu. ft, L]	3, 85	1.75, 49.6	1.25, 35.4	1.75, 49.6	1.25, 35.4	3.0, 85	1.75, 49.6	1.25, 35.4	0.66, 18.7	3, 85	1.75, 49.6	1.25, 35.4
Max Vented Box Vol [cu. ft, L]	5, 142	2.25, 63.7	1.75, 49.6	2.25, 63.7	1.75, 49.6	4.0, 113.3	2.25, 63.7	1.75, 49.6	1.2, 34	4, 113.3	2.25, 63.7	1.75, 49.6



Model	HS8 HIDEAWAY	HS10 HIDEAWAY
Subwoofer (in, cm)	8, 20	10, 25
RMS power (watts), 14.4V	150	180
Frequency response (Hz)	25-120	25-120
Crossover	12dB/octave low pass at 50-120Hz;	12dB/octave low pass at 50-120Hz;
Subsonic filter	24dB/octave high pass at 25Hz	24dB/octave high pass at 25Hz
Phase switch	0°/180°	0°/180°
Input sensitivity:	Low level 125mV-5V	Low level 250mV-10V
	High level 250mV-10V	High level 1V-40V
KickEQ boost	variable to +6dB @ 40Hz	variable to +6dB @ 40Hz
Remote bass	included	included
Box Depth (in, cm)	13-7/8, 35.2	14, 35.4
Box Height (in, cm)	3-1/8, 7.94	3-1/8, 8.1
Box Width (in, cm)	9-3/8, 23.8	10-3/8, 26.3
Weight (lbs, kg)	9.4, 4.3	11.4, 5.2

**LOADED ENCLOSURES**

MODEL	Q-CLASS L7QB8	Q-CLASS TL710	Q-CLASS VL712	Q-CLASS DL712	TL7S10	VL7S12	DL7S12
Type	reflex aluminum	thin-profile	single	dual	thin-profile	single	dual
No. of Woofers/Size (in, cm)	[1] 8, 20	[1] 10, 25	[1] 12, 30	[2] 12, 30	[1] 10, 25	[1] 12, 30	[2] 12, 30
Impedance (Ohms)	2	2	2	2	2	2	2
Rec. Amplifier Power [Watts RMS]	500	750	900	1800	600	750	1500
Sensitivity (dB 1w/1m)	86.2	85.9	86.9	89.9	85.9	86.9	89.9
Box Top Depth (in, cm)	10-13/16, 27.5	7-3/8, 19	10-1/2, 26.7	12-7/8, 32.7	6-11/16, 16.9	14-11/16, 37.2	16-3/8, 41.5
Box Bottom Depth (in, cm)	10-13/16, 27.5	11, 28	16-7/8, 43	19-1/4, 49	10, 25.4	18, 45.7	19-9/16, 49.7
Box Height (in, cm)	9-9/16, 24.2	15, 38.1	15-7/8, 40.2	15-7/8, 40.2	15, 38.1	16, 40.6	16, 40.6
Box Width (in, cm)	9-5/16, 23.6	21-1/2, 54.6	20-1/2, 52	33-3/4, 85.7	21-1/2, 54.6	18-3/4, 47.5	32-3/8, 82.2

MODEL	L7R QUAD BOX	DL7R12	VL7R12	TL7R10	VL7R10	TL7T12	TL7T10	TL7T8
Type	quad box	dual	single	thin	single	thin	thin	thin
No. of Woofers/Size (in, cm)	[4] 12, 30	(2) 12, 30	(1) 12, 30	(1) 10, 25	(1) 10, 25	(1) 12, 30	(1) 10, 25	(1) 8, 20
Impedance (Ohms)	2 Per terminal cup	2	2	2	2	2 or 4	2 or 4	2 or 4
Rec. Amplifier Power [Watts RMS]	2400	1200	600	500	500	600	500	350
Sensitivity (dB 1w/1m)	98	95	94	88	88.8	86.1	84.1	83.1
Box Top Depth (in, cm)	28, 71.12	15-1/4, 38.7	8-1/2, 21.7	6-1/2, 16.4	8-1/4, 21	4-3/8, 11.2	4-3/8, 11.3	3-5/8, 9.2
Box Bottom Depth (in, cm)	28, 71.12	20-3/8, 51.8	14-7/8, 37.8	10, 25.4	13-7/8, 35.1	7-3/4, 19.6	7-1/4, 18.5	6-1/4, 16
Box Height (in, cm)	20-1/4, 51.4	15-7/8, 40.2	15, 38.1	15, 38.1	13, 33	13-3/4, 35	12, 30.4	11-1/4, 28.5
Box Width (in, cm)	35-7/8, 91.2	33-3/4, 85.7	27, 71.1	21-1/2, 54.6	24, 61	21-1/2, 54.6	20-1/4, 51.5	19-5/8, 50

# LOADED ENCLOSURES

MODEL	TB10	TB8	DCompR12	DCompR10	VCompR12	TRTP12	TRTP10	TRTP8	TCompRT12	TCompRT10	TCompRT8	TCompRT67
Type	tube	tube	dual	dual	single	down-fire	down-fire	down-fire	thin-profile	thin-profile	thin-profile	thin-profile
No. of Woofers/Size (in, cm)	10,25	8,20	(2) 12,30	(2) 10,25	(1) 12,30	[1] 12,30	[1] 10,25	8,20	12,30	10,25	8,20	6-3/4, 16.5
Impedance (Ohms)	2 or 4	2 or 4	2	2	2	2	2	2	2 or 4	2 or 4	2 or 4	2 or 4
Rec. Amp Power (Watts peak/RMS)	400	300	2000/1000	800	1000/500	1000	400	300	500	400	300	150
Sensitivity (dB 1w/1m)	85.7	84.4	98	96.5	95	98	96.5	85.5	98	96.5	85.5	85
Box Top Depth (in, cm)	-	-	14,35.6	14-1/2, 36.8	11-1/4, 28.5	14 5/8, 37	13 1/4, 33.5	12 1/4, 31	3-1/2, 8.9	3-7/16, 8.8	3-9/16, 9	3-5/16, 8.5
Box Bottom Depth (in, cm)	16-9/16, 42.1	12-7/8, 32.8	17-1/4, 43.8	17-5/16, 43.9	14-7/16, 36.7	14 5/8, 37	13 1/4, 33.5	12 1/4, 31	7, 17.7	6-9/16, 16.7	6-7/16, 16.4	5-11/16, 14.5
Box Height (in, cm)	Vert. Mount: 17-1/16, 43.4; Horiz. Mount: 10-3/4, 27.3	Vert. Mount: 13-7/16, 34.1; Horiz. Mount: 8-5/8, 21.9	16, 40.6	14, 35.6	16, 40.6	6 1/8, 15.6	5 5/8, 14.2	5 3/8, 13.8	13-1/2, 34.3	11-13/16, 30	11-7/16, 29.1	10, 25.4
Box Width (in, cm)	10-5/8, 27	8-1/2, 21.6	32-3/8, 82.3	28-7/16, 72.3	18-3/8, 46.6	27 1/2, 70	25 5/8, 65	23 5/8, 60	27, 68.5	23-1/4, 59.1	19-5/16, 49	15-1/4, 38.7

MODEL	DCompC12	DCompC10	VCompC12	TCompC10	DC12	VC12	TC10
Type	dual	dual	single	thin-profile	dual	single	thin-profile
No. of Woofers/Size (in, cm)	(2) 12,30	(2) 10,25	(1) 12,30	(1) 10,25	[2] 12,30	[1] 12,30	[1] 10,25
Impedance (Ohms)	2	2	2 or 4	2 or 4	2	2 or 4	2 or 4
Rec. Amp Power (Watts peak/RMS)	1200/600	1200/600	600/300	600/300	600/300	300/150	300/150
Sensitivity (dB 1w/1m)	99.9	98.4	95.3	93.8	99.9	95.3	93.8
Box Top Depth (in, cm)	14, 35.6	13-1/2, 34.3	11-1/4, 28.5	4, 10.2	13-7/8, 35.2	11-1/4, 28.5	4-3/4, 12
Box Bottom Depth (in, cm)	17-1/4, 43.8	16-1/4, 41.4	14-1/2, 36.7	7-5/8, 19.4	17-1/4, 43.8	14-5/8, 37.1	7-11/16, 19.5
Box Height (in, cm)	16, 40.6	14, 35.6	16, 40.6	15, 38.1	16, 40.5	16-1/8, 40.9	13-3/4, 38.4
Box Width (in, cm)	31-7/8, 81	28, 71.1	17, 43.2	21-1/2, 54.6	32-7/16, 82.3	17-11/16, 44.8	21-3/4, 55.1



# KICKER®

## GRILLES AND SPEAKER RINGS

PROTECTION AND STYLE  
MADE PERFECTLY FOR  
YOUR KICKER SUBS  
AND SPEAKERS

### Q-CLASS<sup>®</sup> SQUARE AND ROUND SUB GRILLES

Protect your L7 and add a great look with these tough mesh grilles. CompQ requires protection too. Choose this striking but sturdy cover for your bass investment.



FITS Q-CLASS L7  
SUBWOOFERS



FITS Q-CLASS  
CompQ SUBWOOFERS



### LED SQUARE SUB GRILLES

LED Square (10 and 12 inch only) – Protect your L7s in style! A duo of grille finishes (charcoal/white) and seven awesome LED colors create a mood as unique as you are. (fits L7S / L7R / L7T)

## STAR SQUARE SUB GRILLES

Star Square (fits L7S / L7R / L7T) - Square grilles accessorize and protect your subwoofers. Constructed from powder-coated aluminum.



## STAR ROUND SUB GRILLES

Star Round (fits CompVX / CompVR / CompVT / Comp) - Classic "star" round-sub grilles fit almost all models of KICKER classic round woofers.



## CompR ROUND SUB GRILLES

CompR (fits CompR / CompRT / CompC) - Your CompR subs are covered by stylish grilles with thick ABS plastic construction and custom bolt-hole covers.



## KLSR<sup>®</sup> LED SPEAKER RINGS

Light up the night with these multi-color LED rings! Easily mountable behind your speakers or subwoofers, these round, weatherproof, half-inch spacer rings come equipped with seven standard color options.

Expand your palette to 20 colors and 19 lighting modes with the optional KMLC LED Remote Controller (sold separately).

**KLSR12:** SIZE: 12, 30 TYPE: SINGLE  
**KLSR10:** SIZE: 10, 25 TYPE: SINGLE  
**KLSR65:** SIZE: 6.5, 16 TYPE: PAIR

**POWER POINTS**

- Add custom accent LEDs to your audio system
- Perfect for your vehicle, boat or UTV
- Adjust the color to fit your theme

**NEW FOR 2020**



**20 POSSIBLE COLORS  
AND 19 MODES**





# KICKER®

## SPEAKERS







**KICKER speakers are made to deliver incredible sonic accuracy and concert-level volume. Made to fit seamlessly in nearly every vehicle on the road today, these drivers don't just fit your ride. They fit your life.**





# QS-SERIES PREMIUM MATCHED COMPONENT SYSTEMS

When it comes to pure, absolute mobile audio, the QS-Series Matched Component System stands alone. No blend of high- and mid-frequencies in any vehicle compares. Stunning midrange drivers, tonally precise tweeters and a superior crossover network come together to form a musical fusion unlike any other on the road.

"These are the best sounding KICKER speakers," said KICKER President Steve Irby. "(QS) has the most extended low bass, the smoothest high frequencies and the most dynamic performance."

The QS-Series is made available as two system packs – the QSS67 featuring a pair of 6-3/4-inch (165mm) woofers and the QSS65 with 6-1/2-inch (160mm) woofers. Each system includes large 1-3/16-inch (30mm) tweeters considered among the industry's finest, and cast-aluminum crossovers designed specifically for exceptional audio.

QS midrange woofers emphasize a cutting-edge Tri-Tech™ cone, a straight efficient cone that consists of a woven carbon-poly facing, an ultra-rigid foam core, and a second carbon-poly backing sandwiched together for maximum internal damping and unrivaled sound. Tri-Tech works with a variably-thick surround to furnish increased cone area, volume and efficiency. The lightweight voice coil, made up of copper-clad aluminum wire densely wound for peak power handling, provides minimum mass for maximum efficiency. It's wrapped around a T-cut pole piece and copper shorting ring to provide smooth frequency response with negligible harmonic distortion. Finally, a dual-wave spider and woven-in, spiral tinsel leads work inside a cast-aluminum basket with gold-plated terminals large enough to accept 12-gauge wire.

KICKER's patented, high-performance QS tweeters employ DuPont® Teton® domes, dual neodymium magnets and large back enclosures to re-create a wide range of high frequencies. They feature multiple mounting options, including flush, angled, ring or coaxial, the latter that allows an installer to remove the bullet-shaped, aluminum phase plugs from the woofers' centers and screw in special adapters for the tweeters.

The crossovers are bi-amplification capable and utilize Mylar® capacitors, high-powered resistors and audiophile-grade air-core inductors for producing ultimate sound in a mobile system. Reliable, output-level jumpers are used for the most desirable match of tweeters with woofers.

speaker size: in, mm . power handling: watts RMS . frequency response in Hz . Power handling assumes typical music program with minimal clipping. See your KICKER dealer for complete details. Based on measurements of 4Ω models

**QSS67: WOOFER: 6-3/4, 165 TWEETER: 1-3/16, 30 POWER: 100      FREQ: 40-22k**  
**QSS65: WOOFER: 6-1/2, 160 TWEETER: 1-3/16, 30 POWER: 90      FREQ: 50-22k**

**POWER  
POINTS**

- Audiophile-quality component set for demanding listeners
- Three-layer Tri-Tech™ woofer cones in cast-aluminum baskets
- 30mm DuPont® Teton®-domed tweeters
- Crossovers bi-amp capable with Mylar® capacitors and high-powered resistors



QSS67



**PAIR THE QS-SERIES  
PREMIUM MATCHED  
COMPONENTS WITH  
THESE PRODUCTS FOR A  
POWERFUL SYSTEM**





# KS-SERIES HIGH-POWER COMPONENT SYSTEMS

Completely redesigned, KS-Series Component Systems are stunning and accurate upgrades with extraordinary mounting flexibility. Powerful magnets and EVC™ (Extended Voice-Coil) technology give you deep, smooth bass with flexible mounting options to let you experience your music as a true component system with separate tweeters, or even as a high-end coaxial system. You get superior sound quality and outstanding power handling, no matter what music you play.

All five sizes of KS-Series Component Systems easily convert to a coaxial configuration. The woofers' removable, bullet-style phase plug is replaced with a special adapter, allowing the 25mm silk-dome tweeters to rotate and tilt. You get more system design options and superior off-axis performance.

Mounting a tweeter in the perfect location just got easier. In addition to the coaxial options, you can surface-mount the tweeter, angle it in a custom direction, or use the articulating tweeter pod to get the perfect imaging and soundstage you need.

An easily mountable crossover network is included with every KS system. Now under four inches wide and one inch tall, these crossovers fit nearly anywhere and include a three-position tweeter attenuation switch for dialing in high frequencies. A sophisticated incandescent protection circuit (IPC) is also included to protect against excessive power or distortion to the tweeter.

All KS-Series woofers feature an ultra-slim mounting depth to easily fit in most factory speaker locations. The high-performance woofers utilize internally dampened polypropylene cones and tough rubber surrounds for outstanding midrange detail and pounding bass.

speaker size: in . cm . power handling: watts PEAK/RMS . impedance: Ohms . Power handling assumes typical music program with minimal clipping; varies with enclosure size. See your KICKER dealer for complete details. Based on measurements of 4Ω models.

<b>KSS690:</b>	<b>WOOFER: 6x9, 160x230</b>	<b>TWEETER: 1, 25</b>	<b>POWER: 300/150</b>	<b>FREQ: 30-21K</b>
<b>KSS680:</b>	<b>WOOFER: 6x8, 160x200</b>	<b>TWEETER: 1, 25</b>	<b>POWER: 250/125</b>	<b>FREQ: 35-21K</b>
<b>KSS670:</b>	<b>WOOFER: 6-3/4, 165</b>	<b>TWEETER: 1, 25</b>	<b>POWER: 250/125</b>	<b>FREQ: 35-21K</b>
<b>KSS650:</b>	<b>WOOFER: 6-1/4, 160</b>	<b>TWEETER: 1, 25</b>	<b>POWER: 250/125</b>	<b>FREQ: 35-21K</b>
<b>KSS50:</b>	<b>WOOFER: 5-1/4, 130</b>	<b>TWEETER: 1, 25</b>	<b>POWER: 200/100</b>	<b>FREQ: 38-21K</b>

**POWER POINTS**

- Re-voiced for improved smoothness and overall sound quality
- Smaller crossover makes installation even easier
- Flexible mounting options for the silk-dome tweeter

**NEW**  
FOR  
**2020**



KSS650



KSS650



KSS5

**Flexible mounting options that fit factory speaker locations**







**KICKER**

# CS-SERIES PERFORMANCE COMPONENT SYSTEMS

Our CS-Series Component Systems are designed for easy installation in nearly any vehicle with legendary KICKER performance and durability. The smooth midranges and impactful highs complete an outstanding musical experience in any vehicle, without tapping new holes or interfering with the window mechanism. KICKER achieves this with reduced woofer mounting depth and a smaller footprint on its two-way crossovers. New steel-mesh grilles always prevent outer damage to your drivers.

Easily customize your sound with a smooth 12dB/octave slope and three-position, tweeter adjustment (0dB/+3dB/+6dB), included in each crossover. The optimized footprint means great sound with hassle-free installation, no matter where you mount it!

Superb woofer design guarantees a significant upgrade in sound from a dull factory speaker system. Phase plugs eliminate distortion for utmost clarity and accuracy. Reliable, heavy-duty motor structures deliver remarkable bass response and the smoothest midrange using sturdy polypropylene cones, ribbed UV-treated surrounds and EVC™ (Extended Voice Coil) technology. The result is precise linear excursion with stunning musical realism. Use the flush, angled or surface-mount tweeter pods to perfect your imaging with a sophisticated new look.

speaker size: in, cm . power handling: watts PEAK/RMS . impedance: Ohms Power handling assumes typical music program with minimal clipping; varies with enclosure size. See your KICKER dealer for complete details. Based on measurements of 4Ω models.

<b>CSS69:</b>	<b>WOOFER:</b> 6x9, 160x230	<b>TWEETER:</b> 3/4, 20	<b>POWER:</b> 450/150	<b>FREQ:</b> 30-21k
<b>CSS68:</b>	<b>WOOFER:</b> 6x8, 160x200	<b>TWEETER:</b> 3/4, 20	<b>POWER:</b> 225/75	<b>FREQ:</b> 40-21k
<b>CSS67:</b>	<b>WOOFER:</b> 6-3/4, 165	<b>TWEETER:</b> 3/4, 20	<b>POWER:</b> 300/100	<b>FREQ:</b> 35-21k
<b>CSS65:</b>	<b>WOOFER:</b> 6-1/2, 160	<b>TWEETER:</b> 3/4, 20	<b>POWER:</b> 300/100	<b>FREQ:</b> 35-21k

## POWER POINTS

- Factory upgrade and performance at a great price
- Optimized woofer magnet size to fit nearly every car made
- Three tweeter mounting options for a proper acoustic direction



CSS69



CSS65



CSS69



# QS-SERIES PREMIUM COAXIAL POINT-SOURCE SPEAKERS

High-end QS-Series Point-Source Coaxial Speakers are a purist's delight. Built to the highest acoustic standards, this bi-amp capable driver includes an innovative tweeter and cone design for a smooth frequency response, while an 18dB crossover with built-in tweeter protection and neodymium tweeter magnet all work together to ensure outstanding overall sound quality. All this is included in a driver that easily mounts behind your grille for a flawless factory look.

The 6.75 and 6x9-inch speakers fit a host of factory locations, and include adapter rings for several more. The QSC67 includes adapters to fit 6-inch, 6.5-inch and 6.75-inch applications, while the QSC69 includes adapters for hard-to-fit truck applications.

The QS-Series Coaxials' 25mm silk-dome tweeter utilizes a point-source design, featuring a tweeter placed in the center of the voice coil, along with a custom wave guide. The result is near-perfect phase alignment and outstanding sonic clarity.

Woofer-cone nirvana is achieved by the QS-Series' light, stiff material that's responsive to every watt an amplifier delivers. QS-Series drivers achieve this acoustic echelon by using a curvilinear polypropylene, impregnated with carbon fiber. An MBR rubber surround is an ideal material to provide superior damping characteristics, and complemented by KICKER's signature blue, double-surround stitching.

A high-quality 18dB crossover with built-in tweeter protection ensures only the ideal frequencies reach the silk domes for next-level sonic accuracy. Designed for easy installation and excellent sound quality, QS-Series crossovers are optimized for size and bi-amplification capability. Utilizing Mylar® capacitors, high-powered resistors and audiophile-grade air-core inductors, they produce unprecedented sound quality available in a mobile system.

speaker size: in, mm . power handling: watts RMS . frequency response in Hz . Power handling assumes typical music program with minimal clipping. See your KICKER dealer for complete details. Based on measurements of 40 models

**QSC67: WOOFER: 6-3/4, 165    TWEETER: 1, 25    POWER: 100    FREQ: 40-20k**  
**QSC69: WOOFER: 6x9, 160x230    TWEETER: 1, 25    POWER: 100    FREQ: 30-20k**


**POWER  
POINTS**

- Point-source coaxial design with custom waveguide
- Carbon-fiber, impregnated poly woofers with Teton®-dome tweeters
- External 18dB crossover with audiophile-grade components
- Bi-amplification capable





**QS-SERIES PREMIUM  
COAXIALS BRING  
YOUR SYSTEM TO  
THE NEXT LEVEL**





# KS-SERIES HIGH-POWER COAXIAL DRIVERS AND 3-WAY

Completely redesigned with new cones, voice coils and crossovers, the new KS-Series Speakers are a serious upgrade from factory speakers. KS-Series Speakers now have mostly zero (some minimal) tweeter protrusion for a perfect fit in almost every vehicle on the road today. KICKER combines high power handling with outstanding sonic performance, and the KS-Series gives you the kind of high output and dynamic sound you expect from the leader in mobile audio.

KICKER KS-Series Coaxials let you play at concert-like volume, yet maintain the smoothness and subtlety to please even the most selective ear. Internally dampened polypropylene cones and durable rubber surrounds assist the woofers in creating precise midrange and bass, while high-quality silk-dome tweeters deliver natural, detailed highs.

KICKER makes great sound easy to install, even in the most modern vehicles. Featuring zero or minimal tweeter protrusion and a thin-profile woofer design, KS-Series Coaxial Speakers easily fit behind almost any factory grille, without interfering with factory-door components. The tweeters also include a beneficial auto-reset, poly-switch to offer protection from excessive power and distortion.

Added to the lineup, the KSC270 2-3/4-inch midrange pair comes with three custom bracketing options, built specifically to fit in today's GM®, Chrysler®, Subaru®, Toyota® and Jeep® factory speaker locations.

KSC6930 3-Way Speakers have a robust, 1-inch (25mm) silk midrange driver and 20mm silk tweeter for even better sonic detail and zero tweeter protrusion for an aftermarket sound behind factory grilles.

Speaker size: in, cm . power handling: watts PEAK/RMS . impedance: Ohms . Power handling assumes typical music program with minimal clipping; varies with enclosure size. See your KICKER dealer for complete details. Based on measurements of 4Q models.

<b>KSC270:</b> WOOFER: 2-3/4, 70	<b>TWEETER:</b> NONE	<b>POWER:</b> 100/50	<b>FREQ:</b> 300-20k	<b>GRILLES</b>	<b>KSC650:</b> WOOFER: 6-1/2, 160	<b>TWEETER:</b> 3/4, 20	<b>POWER:</b> 200/100	<b>FREQ:</b> 43-21k	<b>GRILLES</b>
<b>KSC350:</b> WOOFER: 3-1/2, 89	<b>TWEETER:</b> 1/2, 13	<b>POWER:</b> 100/50	<b>FREQ:</b> 80-20k		<b>KSC670:</b> WOOFER: 6-3/4, 165	<b>TWEETER:</b> 3/4, 20	<b>POWER:</b> 200/100	<b>FREQ:</b> 40-21k	<b>GRILLES</b>
<b>KSC40:</b> WOOFER: 4, 100	<b>TWEETER:</b> 1/2, 13	<b>POWER:</b> 150/75	<b>FREQ:</b> 60-20k		<b>KSC680:</b> WOOFER: 6x8, 160x200	<b>TWEETER:</b> 3/4, 20	<b>POWER:</b> 150/75	<b>FREQ:</b> 45-21k	
<b>KSC4100:</b> WOOFER: 4x10, 100x250	<b>TWEETER:</b> 1/2, 13	<b>POWER:</b> 150/75	<b>FREQ:</b> 45-20k		<b>KSC690:</b> WOOFER: 6x9, 160x230	<b>TWEETER:</b> 1, 25	<b>POWER:</b> 300/150	<b>FREQ:</b> 30-21k	<b>GRILLES</b>
<b>KSC460:</b> WOOFER: 4x6, 100x160	<b>TWEETER:</b> 1/2, 13	<b>POWER:</b> 150/75	<b>FREQ:</b> 50-20k		<b>KSC6930:</b> WOOFER: 6x9, 160x230	<b>TWEETER:</b> 3/4, 20	<b>MID:</b> 1, 25	<b>POWER:</b> 300/150	<b>FREQ:</b> 30-21k
<b>KSC50:</b> WOOFER: 5-1/4, 130	<b>TWEETER:</b> 3/4, 20	<b>POWER:</b> 150/75	<b>FREQ:</b> 45-21k						

## POWER POINTS

- Preferred upgrade over factory sound
- Fits most all vehicles
- Superior bass response and accurate musical reproduction
- Silk-dome tweeters for smooth, detailed sound

**NEW FOR 2020**



KSC670



KSC690



**NEW FOR 2020**

## KSC50 COAXIAL GRILLES

If you like your KICKER 5.25-inch Coaxial Speakers to have some protection while looking good, these grilles are for you! (sold separately)









# CS-SERIES PERFORMANCE COAXIALS AND 3-WAY

By drastically reducing the mounting depth, CS-Series Coaxial and Three-Way Speakers will fit in nearly every make and model of vehicle on the road today. The CS-Series design also features near-zero tweeter protrusion, so your speakers fit perfectly behind factory grilles. This simple, drop-in solution delivers acclaimed KICKER performance and durability with outstanding value, while its steel-mesh grilles (shipped with as needed) protect your speakers with a unique style.

CS-Series Coaxials deliver remarkable performance and ultra-clean bass with a heavy-duty motor/magnet structure not found in stock speakers. EVC™ (Extended Voice Coil) technology, polypropylene cones and tough, UV-treated surrounds provide precise linear excursion and outstanding reliability, even in high heat and direct sunlight. Light-weight, 13mm poly-imide dome tweeters offer superb clarity and volume, helping each coaxial pair provide substantially higher power and superior sound over factory drivers.

The rugged 6x9-inch, 3-way speaker is especially cool. With a massive 450-watt peak power rating, this triaxial driver gives you extraordinary volume, while the integrated 2-inch midrange driver and dedicated tweeter give you crisp, accurate details for the realism you crave.

speaker size: in, cm . power handling: watts PEAK/RMS . impedance: Ohms Power handling assumes typical music program with minimal clipping; varies with enclosure size. See your KICKER dealer for complete details. Based on measurements of 4Ω models.

<b>CSC35:</b>	<b>WOOFER:</b> 3-1/2, 89	<b>TWEETER:</b> 1/2, 13	<b>POWER:</b> 90/30	<b>FREQ:</b> 80-20k	
<b>CSC44:</b>	<b>WOOFER:</b> 4, 100	<b>TWEETER:</b> 1/2, 13	<b>POWER:</b> 150/50	<b>FREQ:</b> 60-20k	<b>GRILLES</b>
<b>CSC464:</b>	<b>WOOFER:</b> 4x6, 100x160	<b>TWEETER:</b> 1/2, 13	<b>POWER:</b> 150/50	<b>FREQ:</b> 50-20k	
<b>CSC54:</b>	<b>WOOFER:</b> 5-1/4, 130	<b>TWEETER:</b> 1/2, 13	<b>POWER:</b> 225/75	<b>FREQ:</b> 45-20k	<b>GRILLES</b>
<b>CSC654:</b>	<b>WOOFER:</b> 6-1/2, 160	<b>TWEETER:</b> 1/2, 13	<b>POWER:</b> 300/100	<b>FREQ:</b> 40-20k	<b>GRILLES</b>
<b>CSC674:</b>	<b>WOOFER:</b> 6-3/4, 165	<b>TWEETER:</b> 1/2, 13	<b>POWER:</b> 300/100	<b>FREQ:</b> 40-20k	<b>GRILLES</b>
<b>CSC684:</b>	<b>WOOFER:</b> 6x8, 160x200	<b>TWEETER:</b> 1/2, 13	<b>POWER:</b> 225/75	<b>FREQ:</b> 45-20k	
<b>CSC6934:</b>	<b>WOOFER:</b> 6x9, 160x230	<b>TWEETER:</b> 1/2, 13	<b>MID:</b> 2, 50	<b>POWER:</b> 450/150	<b>FREQ:</b> 30-20k



CSC67

## POWER POINTS

- Reduced-depth baskets fit nearly every car made
- EVC™ (Extended Voice Coil) in woofers for deeper bass
- Zero-protrusion tweeters (most models) allow use of factory grilles



CSC68







# DS-SERIES COAXIALS AND 3-WAY

DS-Series thin-profile coaxial speakers fit perfectly in your factory speaker location. The midrange woofer's stiff, UV-treated polypropylene cones and acoustic-foam ribbed surrounds provide optimal performance that lasts for years.


DS-Series coaxials boast a universal fit in nearly every vehicle on the road today. A zero-protrusion tweeter behind the grilles makes for an easy installation. They feature EVC™ (Extended Voice Coil) for increased acoustic range.

speaker size: in, cm . power handling: watts PEAK/RMS . impedance: Ohms; Power handling assumes typical music program with minimal clipping; varies with enclosure size. See your KICKER dealer for complete details. Based on measurements of 4Ω models.

<b>DSC350:</b>	<b>WOOFER:</b> 3-1/2, 89	<b>TWEETER:</b> 1/2, 13	<b>POWER:</b> 80/20	<b>FREQ:</b> 80-20k	
<b>DSC40:</b>	<b>WOOFER:</b> 4, 100	<b>TWEETER:</b> 1/2, 13	<b>POWER:</b> 120/30	<b>FREQ:</b> 60-20k	<b>GRILLES</b>
<b>DSC460:</b>	<b>WOOFER:</b> 4x6, 100x160	<b>TWEETER:</b> 1/2, 13	<b>POWER:</b> 120/30	<b>FREQ:</b> 50-20k	
<b>DSC50:</b>	<b>WOOFER:</b> 5-1/4, 130	<b>TWEETER:</b> 1/2, 13	<b>POWER:</b> 200/50	<b>FREQ:</b> 45-20k	<b>GRILLES</b>
<b>DSC650:</b>	<b>WOOFER:</b> 6-1/2, 160	<b>TWEETER:</b> 1/2, 13	<b>POWER:</b> 240/60	<b>FREQ:</b> 40-20k	<b>GRILLES</b>
<b>DSC670:</b>	<b>WOOFER:</b> 6-3/4, 165	<b>TWEETER:</b> 1/2, 13	<b>POWER:</b> 240/60	<b>FREQ:</b> 40-20k	<b>GRILLES</b>
<b>DSC680:</b>	<b>WOOFER:</b> 6x8, 160x200	<b>TWEETER:</b> 1/2, 13	<b>POWER:</b> 200/50	<b>FREQ:</b> 45-20k	
<b>DSC6930:</b>	<b>WOOFER:</b> 6x9, 160x230	<b>TWEETER:</b> 1/2, 13	<b>POWER:</b> 360/90	<b>FREQ:</b> 30-20k	<b>MID: 2, 50 GRILLES</b>

## POWER POINTS

- Drop-in coaxial upgrade over factory sound
- Designed to fit virtually every make and model of vehicle
- Acclaimed KICKER performance and durability



DSC350

DSC680



PRO ARMOR 

PRO ARMOR





# KS-SERIES SILK-DOME TWEETERS

Upgrading to the high-performance KS-Series Tweeters brings your soundstage to life. The 1-inch (25mm) KST250 Tweeters and the 3/4-inch (20mm) KST200 both utilize extremely lightweight neodymium magnets and a silk-dome composition for the smoothest, most natural sound and precise high-frequency response.

The in-line, 12dB/octave crossover makes your install simpler with nothing additional to mount. They allow high-pass frequencies from 4500Hz (KST200) or 3500Hz (KST250), with a poly-switch to protect against excessive power and distortion.

KS-Series Tweeters can be mounted in any one of three styles: flush, angled or the highly flexible and recommended swivel surface-mount pods. You get the look you need with the realism you crave.

KS Tweeters feature the innovative surface-mount pod option with swivel mount, that's sure to please. Mounted on a highly flexible ball joint, easily position the pod to the exact location you want for the best possible imaging!

speaker size: in, cm . power handling: watts PEAK/RMS . impedance: Ohms. Power handling assumes typical music program with minimal clipping. See your KICKER dealer for complete details. Based on measurements of 4Ω models.

**KST200: TWEETER: 3/4, 20 POWER: 125/65 FREQ: 4.5k-21k**

**KST250: TWEETER: 1, 25 POWER: 150/75 FREQ: 3.5k-21k**



KST200

## POWER POINTS

- Angle/Flush, and now Pod-mounting options for excellent imaging
- High-frequency drivers with natural highs and extended frequency range
- Lightweight neodymium magnets and smooth-sounding silk domes



KST200



# CS-SERIES TWEETERS

Replace dull factory highs with CS-Series Tweeters. Neodymium magnets and titanium domes reveal every detail of your music, even when used with a factory audio system. A 6dB/octave inline crossover ensures only the proper frequencies are sent to the drivers, and a built-in poly-switch protector gives you peace of mind at those higher volumes you love.

A complete acoustic upgrade in a single box, the 20mm tweeters are optimized to fit any vehicle with a flush, surface and angled mounting kit included. Getting a custom look to go with your custom sound has never been easier.

speaker size: in, mm . power handling: watts PEAK/RMS . frequency response in Hz. Power handling assumes typical music program with minimal clipping. See your KICKER dealer for complete details.

**CST20:**      **TWEETER:** 3/4, 20      **POWER:** 100/50      **FREQ:** 4.5-21k

## POWER POINTS

- High-frequency upgrade for dull factory tweeters
- Lightweight neodymium magnets and titanium domes
- Three mounting options for a proper acoustic direction and look







# SPEAKERS

MODEL	QS COMPONENTS QSS65	QS COMPONENTS QSS67	KS COMPONENTS KSS50	KS COMPONENTS KSS650	KS COMPONENTS KSS670	KS COMPONENTS KSS680	KS COMPONENTS KSS690
Woofer [in, mm]	6-1/2, 160	6-3/4, 165	5-1/4, 130	6-1/2, 160	6-3/4, 165	6x8, 160x200	6x9, 160x230
Tweeter [in,mm]	1-3/16, 30	1-3/16, 30	1, 25	1, 25	1, 25	1, 25	1, 25
Dome Material	Tetoron	Tetoron	Silk	Silk	Silk	Silk	Silk
Rated Impedance [Ω]	4	4	4	4	4	4	4
Recommended Amplifier Power [Watts RMS]	90	100	100	125	125	100	150
Sensitivity [1W, 1m]	86dB	87dB	88	90	91	91	92
Frequency Response [Hz]	50–22k	40–22k	38-21k	35-21k	35-21k	35-21K	30-21K
Woofer Mounting Hole Diameter [in, mm]	5-1/16, 129	5-7/16, 138	4-1/2, 115	4-13/16, 123	5-9/16, 141	5x7-1/8, 127x182	5-5/8x8-7/16, 143x215
Woofer Bottom Mount Depth [in, mm]	2-1/2, 63.5	2-1/2, 63.5	1-3/4, 45	1-13/16, 46	1-13/16, 46	2-1/4, 58	2-15/16, 75
Flush Mount Tweeter Hole Diameter [in,mm]	1-13/16, 46	1-13/16, 46	1-3/4, 45	1-3/4, 45	1-3/4, 45	1-3/4, 45	1-3/4, 45
Flush Mount Tweeter Depth [in,mm]	1-1/8, 29	1-1/8, 29	11/16, 17	11/16, 17	11/16, 17	11/16, 17	11/16, 17
High Pass [dB], at Frequency [Hz]	24, 2800	24, 2800	12, 4,000	12, 4,000	12, 4,000	12, 4,000	12, 4,000
Low Pass [dB], at Frequency [Hz]	12, 2800	12, 2800	none	none	none	none	none
High Frequency Output Attenuation [dB]	0, +3, +6	0, +3, +6	0, 4.5, 9	0, 4.5, 9	0, 4.5, 9	0, 4.5, 9	0, 4.5, 9

MODEL	CS COMPONENT SPEAKERS CSS69	CS COMPONENT SPEAKERS CSS68	CS COMPONENT SPEAKERS CSS67	CS COMPONENT SPEAKERS CSS65
Speaker Design	2 - Way	2 - Way	2 - Way	2 - Way
Woofer [in, mm]	6 x 9, 160 x 230	6 x 8, 160 x 200	6-3/4, 165	6-1/2, 160
Tweeter [in,mm]	3/4, 20	3/4, 20	3/4, 20	3/4, 20
Rated Impedance [Ω]	4	4	4	4
Rec. Amplifier Power [Watts peak]	450	225	300	300
Rec. Amplifier Power [Watts RMS]	150	75	100	100
Sensitivity [1W, 1m]	90	90	90	90
Frequency Response [Hz]	30–21k	40-21k	35-21k	35-21k
Mounting Hole Diameter [in, mm]	5-5/8x8-7/16,143x215	5x7-3/16, 126x182	5-1/2, 140	4-13/16, 123
Top Mount Depth [in, mm]	3-3/16, 8	2-3/16, 56	1-13/16, 47	1-11/16, 43
Grilles	Yes	No	Yes	Yes
High Pass [dB], at Frequency [Hz]	12, 4,000	12, 4,000	12, 4,000	12, 4,000
Low Pass [dB], at Frequency [Hz]	12, 4,000	12, 4,000	12, 4,000	12, 4,000
High Frequency Output Attenuation [dB]	0, +3, +6	0, +3, +6	0, +3, +6	0, +3, +6

# SPEAKERS

MODEL	QS COAXIAL SPEAKERS <b>QSC67</b>	QS COAXIAL SPEAKERS <b>QSC69</b>
Woofers [in, mm]	6-3/4, 165	6 x 9, 160 x 230
Tweeter [in,mm]	1, 25	1, 25
Dome Material	Teteron	Teteron
Rated Impedance [Ω]	4	4
Recommended Amplifier Power [Watts RMS]	100	100
Sensitivity [1W, 1m]	86dB	88dB
Frequency Response [Hz]	40-20k	30-20k
Woofers Mounting Hole Diameter [in, mm]	5-9/16, 141	4-13/16 x 8-5/8, 121.9 x 219
Woofers Bottom Mount Depth [in, mm]	2-9/16, 64.9	3, 76.2
High Pass [dB], at Frequency [Hz]	18, 5.5k	18, 5.5k
Low Pass [dB], at Frequency [Hz]	18, 5.5k	18, 5.5k

MODEL	KSC COAXIALS <b>KSC270</b>	KSC COAXIALS <b>KSC350</b>	KSC COAXIALS <b>KSC40</b>	KSC COAXIALS <b>KSC460</b>	KSC COAXIALS <b>KSC4100</b>	KSC COAXIALS <b>KSC50</b>	KSC COAXIALS <b>KSC650</b>	KSC COAXIALS <b>KSC670</b>	KSC COAXIALS <b>KSC680</b>	KSC COAXIALS <b>KSC690</b>	KSC COAXIALS <b>3-WAY KSC6930</b>
Speaker Design	Midrange	2-Way	2-Way	2-Way	2-Way	2-Way	2-Way	2-Way	2-Way	2-Way	3-Way
Woofers [in, mm]	NA	3-1/2, 89	4, 100	4x6, 100x160	4x10, 100x250	5-1/4, 130	6-1/2, 160	6-3/4, 165	6x8, 160x200	6x9, 160x230	6x9, 160x230
Midrange [in, mm]	2-3/4, 70	-	-	-	-	-	-	-	-	-	1, 25
Tweeter [in,mm]	NA	1/2, 13	1/2, 13	1/2, 13	1/2, 13	3/4, 20	3/4, 20	3/4, 20	3/4, 20	1, 25	3/4, 20
Rated Impedance [Ω]	4	4	4	4	4	4	4	4	4	4	4
Rec. Amplifier Power [Watts RMS]	50	50	75	75	75	75	100	100	75	150	150
Sensitivity [1W, 1m]	85	88	88	88	88	90	90	90	90	92	92
Frequency Response [Hz]	300-20k	80-20k	60-20k	50-20k	45-20k	45-21k	43-21k	40-21k	45-21k	30-21k	30-21k
Mounting Hole Diameter [in, mm]	3-1/16, 78	3-1/16, 78	3-11/16, 94	4x5-5/16, 101x151	3-7/8x9-3/8, 99x238	4-1/2, 115	4-13/16, 123	5-9/16, 141	5x7-3/16, 127x182	5-11/16x8-7/16, 144x215	5-11/16x8-7/16, 144x215
Top Mount Depth [in, mm]	1-5/8, 41.5	1-5/8, 42	1-13/16, 46	1-11/16, 44	2-3/8, 61	1-3/4, 45	1-13/16, 46	1-13/16, 46	2-1/4, 58	3-3/16, 81	3-1/8, 80
Bottom Mount Depth [in, mm]	1-7/8, 48.5	1-7/8, 49	2-1/16, 51	2, 51	2-13/16, 71	2, 52	2-3/16, 54	2, 50	2-5/8, 67	3-11/16, 93	3-5/8, 92
Tweeter Protrusion [in,mm]	NA	3/16, 4	1/8, 3	1/16, 2	0	1/4, 6	5/16, 8	3/8, 10	1/16, 2	1/16, 1	3/16, 5
Grilles	No	No	Yes	No	No	Yes	Yes	Yes	No	Yes	Yes
Tweeter Magnet Material	NA	Neodymium	Neodymium	Neodymium	Neodymium	Neodymium	Neodymium	Neodymium	Neodymium	Neodymium	Neodymium
Tweeter Dome Material	NA	Silk	Silk	Silk	Silk	Silk	Silk	Silk	Silk	Silk	Silk
Tweeter Design	NA	Dome	Dome	Dome	Dome	Dome	Dome	Dome	Dome	Dome	Dome
Woofers Cone Material	Polypropylene	Polypropylene	Polypropylene	Polypropylene	Polypropylene	Polypropylene	Polypropylene	Polypropylene	Polypropylene	Polypropylene	Polypropylene
Woofers Surround Material	Rubber	Rubber	Rubber	Rubber	Rubber	Rubber	Rubber	Rubber	Rubber	Rubber	Rubber



# SPEAKERS

MODEL	CS COAXIALS CSC354	CS COAXIALS CSC44	CS COAXIALS CSC464	CS COAXIALS CSC54	CS COAXIALS CSC654	CS COAXIALS CSC674	CS COAXIALS CSC684	CS COAXIALS 3-WAY CSC6934
Speaker Design	2 - Way	2 - Way	2 - Way	2 - Way	2 - Way	2 - Way	2 - Way	3 - Way
Woofers [in, mm]	3-1/2, 89	4, 100	4x6, 100x160	5-1/4, 130	6-1/2, 160	6-3/4, 165	6x8, 160x200	6x9, 160x230
Midranges [in, mm]	N/A	N/A	N/A	N/A	N/A	N/A	N/A	2, 50
Tweeters [in, mm]	1/2, 13	1/2, 13	1/2, 13	1/2, 13	1/2, 13	1/2, 13	1/2, 13	1/2, 13
Impedance [Ohms]	4	4	4	4	4	4	4	4
Rec. Amplifier Power [Watts peak]	90	150	150	225	300	300	225	450
Rec. Amplifier Power [Watts RMS]	10-30	10-50	10-50	10-75	10-100	10-100	10-75	10-150
Sensitivity [dB 1w/1m]	88	88	88	90	90	90	90	92
Freq. Response [Hz]	80-20k	60-20k	50-20k	45-20k	40-20k	40-20k	45-20k	30-20k
Mounting Depth [in, mm]	1-11/16, 42	1-13/16, 46	1-11/16, 43	1-3/4, 45	1-11/16, 43	1-13/16, 47	2-3/16, 56	3-3/16, 81
Mounting Diameter [in, mm]	3, 78	3-3/4, 95	4x6, 10.1x152	4-1/2, 115	4-13/16, 123	5-1/2, 140	5x7-3/16, 12.6x182	5-5/8x8-7/16, 143x215
Grilles	No	Yes	No	Yes	Yes	Yes	No	Yes

MODEL	DS COAXIALS DSC350	DS COAXIALS DSC40	DS COAXIALS DSC460	DS COAXIALS DSC50	DS COAXIALS DSC650	DS COAXIALS DSC670	DS COAXIALS DSC680	DS COAXIALS DSC6930 3-WAY
Woofers [in, mm]	3-1/2, 89	4, 100	4x6, 100x160	5-1/4, 130	6-1/2, 160	6-3/4, 165	6x8, 160x200	6x9, 160x230
Midrange [in, mm]	N/A	N/A	N/A	N/A	N/A	N/A	N/A	2, 50
Tweeter [in, mm]	1/2, 13	1/2, 13	1/2, 13	1/2, 13	1/2, 13	1/2, 13	1/2, 13	1/2, 13
Impedance [Ohms]	4	4	4	4	4	4	4	4
Rec. Amplifier Power [Watts peak]	30	50	50	70	100	60	70	140
Rec. Amplifier Power [Watts RMS]	6-15	6-25	6-25	6-35	6-50	6-35	6-35	6-70
Sensitivity [dB 1w/1m]	88	88	88	90	90	90	90	92
Frequency Response [Hz]	80-20k	60-20k	50-20k	45-20k	40-20k	40-20k	45-20k	30-20k
Mounting Depth [in, mm]	1-3/4, 4.4	1-13/16, 4.6	1-7/8, 4.7	1-7/8, 4.8	1-13/16, 4.6	1-13/16, 4.7	2-3/8, 6	3-1/4, 8.3
Mounting Diameter [in, mm]	3, 78	3-3/4, 95	4x6, 101x152	4-1/2, 115	4-13/16, 123	5-1/2, 140	5x7-3/16, 127x183	5-5/8 x 8-7/16, 151 x222
Grilles	No	Yes	No	Yes	Yes	Yes	No	Yes

# TWEETERS

MODEL	KS TWEETER PACK KST250	KS TWEETER PACK KST200	CS TWEETERS CST20
Tweeter [in,mm]	1, 25	3/4, 20	3/4, 20
Dome Material	Silk	Silk	Titanium
Rated Impedance [ $\Omega$ ]	4	4	4
Peak Power Handling [Watts]	150	125	100
Rec. Amplifier Power [Watts RMS]	75	65	10-50
Sensitivity [1W, 1m]	94	92	92
Frequency Response [Hz]	3,500-21k	4,500-21k	4,500-21k
Flush Mount Tweeter Depth [in, mm]	1/2, 12	9/16, 14	9/16, 14.5
Flush Mount Tweeter Hole Diameter [in, mm]	1-3/4, 45	1-9/16, 40	1-9/16, 40
High Pass [dB], at Frequency [Hz]	12, 3,500	12, 4,500	6, 4500



# KICKER®

## AMPLIFIERS







KICKER amplifiers are the marriage of pure power and space-age innovation. The most flexible, intelligent amps on the planet have one name on them: KICKER.





# IQ-SERIES INTEGRATED AMPLIFIERS AND PROCESSORS

KICKER sophistication in mobile power amplification reaches new heights with the IQ-Series, a line of amplifiers with maximum system-design flexibility for any installation. These IQ Amplifiers are best described as very complex and technically “cutting-edge,” while being remarkably easy and rewarding for you to use. They employ highly configurable digital signal processing (DSP) using PC software, tablet or smartphone apps, graphical user interface (GUI) and optional Bluetooth® streaming that essentially eradicates the need for a traditional head unit. This ultimate ease of in-depth control and wireless connectivity puts the IQ-Series directly at the forefront of the mobile electronics industry.

Of the five small-footprint, Class-D amplifiers (a 5-channel hybrid, 4-channel, 2-channel, and two mono channel), the IQ1000.5 5-channel full-range amp with subwoofer section offers the most functionality with its ability to run an entire audio system by itself. A very popular choice for power from previous KICKER amplifier lineups, the IQ1000.5 utilizes four channels of full-range, high-efficiency power and an additional 500-watt mono channel specifically for bass. And at less than a foot long, it's ideal if you demand a small physical footprint because of space or aesthetic factors.

What sets the IQ-Series apart from ordinary amplifiers is its unique DSP and its multiple levels of easy-to-use navigation. While basic processing can be attained at the IQ Amplifiers' end-panel controls, you can also download innovative KICKER TWEEQ™ software featuring the PC-based GUI directly to a computer for ultimate functionality convenience. TWEEQ includes a 31-band graphic boost on each channel, built-in crossovers with a choice of adjustable Butterworth or Linkwitz-Riley slopes, adjustable time delay and a compressor for the clearest sound at high volumes and with a realistic soundstage, and an input mixer for ultimate signal routing. With TWEEQ you can save and load custom configurations or update amp firmware as needed.

IQ can be taken to another level with Bluetooth wireless streaming via the separately sold IQ Interface, or IQI™. After connecting by cable to a single or multiple sets of IQ Amplifiers, the IQI delivers the freedom to use any Bluetooth-equipped mobile device loaded with music or a favorite radio app with your mobile-audio system. Using a tablet or smartphone paired to the handy IQI, download the practical TWEEQ™ app (available on iTunes® or Google Play®) and its user-friendly GUI to control all special DSP parameters of IQ processing. The IQI-supplied TWEEQ on phone or tablet implements incredible levels of DSP control in adjustable measurements previously unattainable.

KICKER's prominent standard features remain in each unit, with Fail-Safe Integration Technology (FIT™) for the best noise rejection, a trio of selectable turn-on modes and output acceptance from virtually any factory or aftermarket source. Additional technologies and design have been put in place for the best noise reduction and lowest distortion, and the industry's best power-converter efficiency thoroughly increases reliability. The three amplifiers with mono channels ship with the sharp IQRC™ Multifunctional Remote for controlling basic features like gain, bass boost and center-frequency bass boost.

“High-performance audio in the car remains a largely personal experience. Imagine being able to tell your amplifiers just exactly what size loudspeaker is placed in a certain location in your car, and to tell your amps exactly how far your ears are from each speaker. KICKER IQ Amps and the IQI™ (Interface) make it possible and very easy to do.”

– KICKER President Steve Irby

all power listed in watts per channel . dimensions in in, cm

## MONO

**IQ1000.1: POWER 2ΩMONO: 1000**

**IQ500.1: POWER 2ΩMONO: 500**

## STEREO

**IQ500.2: POWER 2ΩSTEREO: 250X2 POWER 4ΩBRIDGED MONO: 500X1**

## MULTI-CHANNEL

**IQ500.4: POWER 2ΩSTEREO: 125X4 POWER 4ΩBRIDGED MONO: 250X2**

**IQ1000.5: POWER 2ΩSTEREO: 125X4 POWER 4ΩBRIDGED MONO: 250X2**

**DIM A: 9-7/16, 24**

**DIM A: 9-7/16, 24**

**DIM A: 9-7/16, 24**


**DIM A: 9-7/16, 24**

**DIM A: 11-15/16, 30.3**

**REMOTE INCLUDED**

**REMOTE INCLUDED**

**REMOTE INCLUDED**



TWEEQ™ redefines the meaning of acoustic control. Included in every IQ-Series Amplifier, the software links directly to your PC or Bluetooth-enabled device (IQI required.) A tuner's paradise appears at your fingertips, with every feature you need to create a truly customized sound. Each channel of the amplifier gets:


- Full 31-band equalizer
- Graphically controlled 12, 24 or 48dB crossovers
- Time-alignment controls
- Compressor
- Gain control
- Bridging control
- Fader defeat

With years of KICKER engineering behind it, TWEEQ has become the most powerful acoustic control in the industry. A truly ergonomic interface, the program allows you to easily make your sound...yours.



IQ1000.1

// IQ // CEA-2006 SPECS					
Description/Model	500.4	1000.5	500.2	500.1	1000.1
Rated Pwr., 4Ω/Ch, 14.4Vdc, 1% THD (Watts)	65x4	65x4/250x1	125x2	250x1	500x1
Signal to Noise Ratio (ref: 1W, A-weighted)	-80	-80	-80	-80	-80



## POWER POINTS

- Cutting-edge tech including DSP using Bluetooth-connected device
- TWEEQ™ app/software uses easy graphical user interface (GUI) for precise tuning
- TWEEQ includes built-in crossovers, time delay, a compressor and input mixer
- Design features best power-converter efficiency and lowest distortion

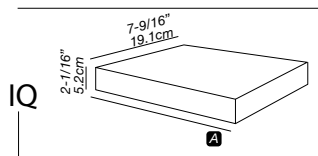




Photo provided by Dead Sled





**PAIR THE IQ1000.5 MULTI-CHANNEL AMP WITH THESE PRODUCTS TO BRING YOUR SYSTEM TO THE NEXT LEVEL**



# IQ-SERIES INTEGRATED AMPLIFIERS AND PROCESSORS



IQ1000.5



IQ1000.5



IQ REMOTE

## IQI BLUETOOTH INTERFACE MODULE

The IQ Interface, or IQI™, is the processing command option for the IQ-Series, providing Bluetooth streaming and giving IQ Amplifiers abundant choices for control. With IQI and Bluetooth, you can customize IQ Amplifiers' digital signal processing wirelessly on a smartphone or tablet. Download the KICKER TWEEQ™ app from iTunes® or Google Play® to dial in the 31-band graphic boost on each channel, the built-in crossovers and choice of adjustable Butterworth or Linkwitz-Riley slopes, the adjustable time delay and compressor for clearest sound and realistic soundstage, and the input mixer for ultimate signal routing. TWEEQ's GUI makes previously unreachable measurements easy to zero in on.

Use IQI's Bluetooth to load and save custom audio configurations from the KICKER website, or update firmware to keep TWEEQ viable. And who needs a head unit? Bluetooth streaming also gives you the opportunity to stream a favorite radio app or your music files from your mobile device. Need to make a call while driving? IQI includes a built-in microphone and control button for making phone calls safely, hands-free.

The IQI utilizes a discrete dipole antenna for best-in-class Bluetooth range, reaching 116 feet if no obstructions. Sophisticated internal components help to create the highest sound quality available with complete noise-free operation and signal transfer. IQI comes with four, 1-meter-long DIN cables that connect to up to four IQ Amps, and mounting hardware.

### POWER POINTS

- Command interface (for IQ Amps only) supplies Bluetooth for processing and music
- Wireless control of IQ-Amp DSP using TWEEQ app on connected devices
- Streams music from radio apps or files directly to audio system
- Best-in-class Bluetooth range (116 ft. w/no obstruction)

IQ INTERFACE







AFFORDABLE KEY TECHNOLOGY REPRESENTS A COMPLETELY REVOLUTIONARY APPROACH TO ACHIEVING BETTER SOUND IN NEARLY ANY VEHICLE. ONCE INSTALLED, KEY BEGINS ITS COMPREHENSIVE, AUTOMATED CALIBRATION AND DIGITAL SIGNAL PROCESSING, DELIVERING GREATLY IMPROVED VOLUME, SOUND QUALITY AND REALISM TO YOUR VEHICLE IN A MATTER OF MINUTES.

KEY TECHNOLOGY REPRESENTS THE ONLY PRODUCTS YOU'LL EVER NEED FOR A HIGH-END STEREO SOUND IN YOUR VEHICLE. MAKE NO MISTAKE, ACOUSTIC UPGRADES TO A FACTORY SYSTEM ALLOW FOR STUNNING IMPROVEMENT TO YOUR SOUND, BUT KEY ITSELF CREATES AMAZING CHANGES ON A MODEST BUDGET.

**RAISE YOUR EXPECTATION.  
RAISE YOUR AWARENESS.  
RAISE YOUR SOUND.  
RAISE YOUR GAME.**



UNLOCK SOUND  
THE KEY HAS ARRIVED





# KEY200.4 AUTO-EQ SMART AMPLIFIER

Packed with 200 watts of power (RMS), the KEY200.4 is a revolution in audio processing. The KEY200.4 uses a powerful DSP with proprietary algorithms\* and included microphone to independently adjust all four channels of output, refining every aspect of your sound. Starting with 40 independent bands of equalization, the KEY will also automatically set crossover points, adjust output levels and correct the time alignment for a dramatic improvement in realism and soundstage - all with a press of a single button.

Measuring under eight inches long and two inches high, the KEY fits nearly anywhere. The amplifier also features FIT2™ (Fail-safe Integration Technology), providing compatibility with nearly every stock and aftermarket radio on the road today. The KEY is also fully compatible with vehicles using start/stop systems!

If the temperature reaches the threshold, the KEY's dynamic power management algorithms kick into gear! Instead of hearing the amplifier's volume "pumping," or blowing a fuse - the KEY engages a nearly inaudible limiter/compressor, applied only to the peaks of the music for as little as milliseconds at a time. The amplifier quickly cools, which deactivates the compressor. Music returns to its full dynamic range without a moment's interruption!

\*Patent Pending

all power listed in watts per channel . dimensions in in, cm

## MULTI-CHANNEL

KEY200.4: POWER 4Ω STEREO: 50x4 H: 1-11/16, 4.3 W: 2-3/4, 7 L: 7-3/8, 18.7



New Product Showcase

Award Winner



- Adjustable 24 dB Crossover
- Selectable Auto Turn-On
- Bi-Amp Turn-On Selector
- Defeatable Fader, Time Delay and KickerEQ

## POWER POINTS

- AI-driven DSP independently auto-corrects all four channels
- Bi-Amp capable
- Fully compatible with vehicles using start/stop systems

NEW FOR 2020

### // KEY // CEA-2006 SPECS

Description/Model	500.1	200.4
Rated Pwr., 4Ω/Ch, 14.4Vdc, 1% THD (Watts)	150x1	45x4
Signal to Noise Ratio (ref: 1W, A-weighted)	-75	-75



KickerEQ Activation Switch



- Calibration Microphone Included
- Microphone Placement Strap included



**KICKER**

H&R  
K&W  
MOTEGI RACING  
XS POWER

**KICKER**







**The KEY200.4 Smart Amp features:**

- ASP™ (Automated Signal Processing of sound system)
- POD™ (Power On-Demand supply in vehicle sound system)
- ACP™ (Anti-Clipping Protection in vehicle sound system)



Don't just make your system louder - make it clearer. Make it better...

Press the selector, and the microphone goes to work. The KEY uses a powerful internal computer to deliver dramatic improvements in realism and soundstage. A massive 40-band equalizer improves tonality, and a 24dB crossover re-defines the capabilities of each speaker.

The concert quality of your factory stereo is revealed! What would take hours for a professional to achieve happens in a matter of minutes. All automatically. All with the press of a single button.



# KEY500.1 MONO SMART AMPLIFIER

The KEY500.1 is a smart subwoofer amplifier with auto-equalization that delivers smooth, powerful bass to an aftermarket subwoofer at any volume level! Using KICKER's supplied test-tone signal, the KEY automatically analyzes the audio being fed into the amplifier. Once this signal has been analyzed, the KEY500.1 will flatten the signal coming in and restore the low bass that is typically missing from many factory signal sources. In a matter of moments, you get a clean, even bass response!

The KEY500.1 amplifier's miniscule footprint allows for easy installation under a seat or even behind the glove box. Easily identifiable controls for 24dB subsonic and low-pass crossovers, bass boost and gain make tuning the amp easy.

The amplifier also features FIT2+™ (Fail-safe Integration Technology) – which provides nearly universal compatibility with stock or aftermarket radios. Another industry first, the KEY500.1 is uniquely suited to accept factory input signals as high as 40 volts (400 watts). Together, these technologies ensure the KEY amplifier will work with almost every car on the road today whether you have a factory or aftermarket audio system.

all power listed in watts per channel . dimensions in in, cm

## MULTI-CHANNEL

KEY500.1: POWER 4Ω MONO: 150x1 POWER 2Ω MONO: 300X1 POWER 1Ω MONO: 500X1 H: 1-11/16, 4.3 W: 4-1/8, 9.2 L: 8-1/8, 20.7

## POWER POINTS

- Compact design mounts nearly anywhere
- AI-driven DSP improves bass response at any volume level
- Fully compatible with vehicles using start/stop systems

**NEW**  
FOR  
**2020**

### // KEY // CEA-2006 SPECS

Description/Model	500.1	200.4
Rated Pwr., 4Ω/Ch, 14.4Vdc, 1% THD (Watts)	150x1	45x4
Signal to Noise Ratio (ref: 1W, A-weighted)	-75	-75





**RAISE YOUR EXPECTATION.  
RAISE YOUR AWARENESS.  
RAISE YOUR SOUND.  
RAISE YOUR GAME.**





# KEYLOC SMART LINE-OUT CONVERTER

The KICKER KEYLOC™ is a revolutionary line-out converter that quickly corrects EQ and imaging issues in the vehicle – no oscilloscope or RTA necessary. When connected to the speaker output leads, it will auto-detect the frequency range of the signal, taking the guesswork out of the installation in a matter of minutes.

In today's sophisticated vehicles, it is common for factory audio systems to fail to carry a full-range signal on every speaker wire, if at all. The KEYLOC uses a free test tone and clearly marked LEDs to identify what frequency ranges are present, making it quick and easy to identify whether Hi-, Mid-, Lo-, or All-Pass is coming from a particular pair of speaker wires. This innovative LED system eliminates the need for expensive measuring equipment like oscilloscopes or real-time analyzers (mandatory equipment prior to the invention of the KEYLOC) to determine the frequency range of any speaker signal.

The KEYLOC uses auto-signal detecting (and optionally defeating) of the "All-Pass" filter built into many modern vehicles. By defeating this filter, the KEYLOC instantly counteracts the factory time delay, allowing the installer to tune for one-seat audio or maintain the factory imaging.

Using KICKER's FIT2+™ (Fail-safe Integration Technology), the KEYLOC has the most versatile input sensitivity in the car-audio aftermarket. Ranging from 125 mV-10 V (Lo) or 1V-40 V (Hi), the KEYLOC is prepared to work with nearly every vehicle on the road today.

A DC offset defeat switch is also included, allowing the user to choose remote power from the DC offset of the speaker wires, or from a switched power source. The wiring harness also includes a pair of stereo RCA outputs that delivers as much as 10 volts to the amplifier, as well as a dedicated remote turn-on lead to activate the aftermarket amp.

**POWER  
POINTS**

- Quickly determine the frequency range of any speaker output
- Easily defeat the factory time delay and all-pass filter
- Switched 12v turn-on output included

**NEW  
FOR  
2020**







# KX-SERIES ONE-OHM STABLE AMPLIFIERS

KICKER KX-Series Amplifiers deliver unrivaled power, performance and technology. Five mono subwoofer amplifiers, a four-channel model, two stereo models and a hybrid five-channel model deliver high-efficiency, Class-D power in a sleek, compact chassis.

KX-Series Mono Subwoofer Amps produce up to 2,400 massive watts of bass power and one-ohm stability. Hook them up to CompR® or CompRT® Subs for that serious bump you've been looking for! Our new stereo powerhouse is 1,200 massive watts! Use it to power anything from a pair of subwoofers to a hardcore, full-range pair of speakers. The choice – and the power – are yours.

The SHOCwave™ Bass Restoration processor is built into all mono and five-channel KX-Series Amplifiers. Discover new realism and power in your digital recordings with this advanced processor. It's an easily controlled feature with the wireless KXARC remote, included with every mono and 5-channel amp.

A subsonic filter is included on KX-Series Mono Amps and the bass section of the five-channel amplifier to provide your subwoofer protection from potentially damaging low frequencies, while FIT2™ (Fail-Safe Integration Technology) circuitry ensures your amp works with nearly every radio on the planet. Take advantage of built-in 24dB DSP (digital signal processing) controlled crossovers and adjustable KickEQ+™ parametric bass boost for dialing in perfect sound.

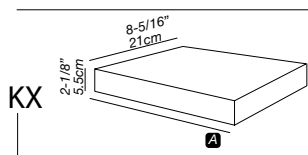
To get the most out of your amp, every one includes a specially designed gain control that lights up when clipping is detected. Free test tones are available online for even easier setup.

The KXARC wireless remote control comes with all mono and five-channel amplifiers. The KXARC uses Bluetooth LE® (Low Energy) to provide outstanding range and extraordinary battery life. Monitor and customize features like gain, SHOCwave, phase and clipping – all without leaving your seat.

all power listed in watts per channel . dimensions in in, cm

## MONO

<b>KXA2400.1: POWER 1Ω MONO: 2400</b>	<b>DIM A: 15-1/2, 39.4</b>	<b>REMOTE BASS INCLUDED</b>
<b>KXA1600.1: POWER 1Ω MONO: 1600</b>	<b>DIM A: 11-3/16, 28.4</b>	<b>REMOTE BASS INCLUDED</b>
<b>KXA1200.1: POWER 1Ω MONO: 1200</b>	<b>DIM A: 9-9/16, 24.4</b>	<b>REMOTE BASS INCLUDED</b>
<b>KXA800.1: POWER 1Ω MONO: 800</b>	<b>DIM A: 9-9/16, 24.4</b>	<b>REMOTE BASS INCLUDED</b>
<b>KXA400.1: POWER 1Ω MONO: 400</b>	<b>DIM A: 8, 20.4</b>	<b>REMOTE BASS INCLUDED</b>



## MULTI-CHANNEL

<b>KXA800.5: POWER 2Ω STEREO: 100x4</b>	<b>POWER 4Ω BRIDGED MONO: 200x2</b>	<b>POWER 2Ω MONO: 400x1</b>	<b>DIM A: 12-3/4, 32.4</b>	<b>REMOTE BASS INCLUDED</b>
<b>KXA400.4: POWER 2Ω STEREO: 100x4</b>	<b>POWER 4Ω BRIDGED MONO: 200x2</b>		<b>DIM A: 11-3/16, 28.4</b>	
<b>KXA400.2: POWER 2Ω STEREO: 200x2</b>	<b>POWER 4Ω BRIDGED MONO: 400x1</b>		<b>DIM A: 9-9/16, 24.4</b>	

## STEREO

<b>KXA1200.2: POWER 2Ω STEREO: 600x2</b>	<b>POWER 4Ω STEREO: 300x2</b>	<b>DIM A: 11-3/16, 28.4</b>
--	-------------------------------	-----------------------------

## POWER POINTS

- Power and advanced technologies in compact chassis
- Mono amps stable to 1 Ohm with DSP-controlled preamp and KickEQ+
- Wireless remote (KXA.1 and KXA.5) with SHOCwave™ bass restoration
- FIT2™ (Fail-safe Integration Technology) accepts output from nearly any source



KXA400.4



KXA400.4









KXA1600.1



KXA1600.1



KXARC

// The KXARC wireless remote control uses Bluetooth LE® (Low Energy) to provide outstanding range and extraordinary battery life.



KXA1600.1



**// KX // CEA-2006 SPECS**

Description/Model	1200.2	400.2	400.4	800.5	400.1	800.1	1200.1	1600.1	2400.1
Rated Pwr., 4Ohm/Ch, 14.4Vdc, 1% THD (Watts)	300x2	50x2	50x4	50x4/200x1	200x1	400x1	600x1	800x1	1200x1
Signal to Noise Ratio (ref: 1W, A-weighted)	-75	-75	-75	-75	-75	-75	-75	-75	-75







# CX-SERIES PERFORMANCE AMPLIFIERS

CX-Series Amps are the perfect combination of power and reliability, thanks to a rare combination of high-grade internal components and KICKER's in-house engineering team.

CX-Series Multi-Channel Amps raise the bar with 65 watts of power at four Ohms and 90 at two Ohms. The versatile CXA660.5 5-channel amplifier also includes a dedicated sub channel, capable of 300 watts of bass at two Ohms.

CX Amplifiers feature KICKER's newest tech creation – FIT+™ (Fail-safe Integration Technology-PLUS) for outstanding noise rejection, three independent turn-on modes and up to 40 volts (400 watts) of speaker-level input signal compatibility.

Mono CX Amplifiers are now one-Ohm stable, operating with as little as nine volts of battery power. We've added even more power and flexibility to the most recent versions of the CXA400.1 and CXA800.1, working with more vehicles, providing you more options, and delivering max power at a 1 Ohm load.

The CX family of amplifiers all come with a high-mass heat sink with integrated UV protection for long life in direct sunlight and optimized thermal management. CX Amps also come with double-sided fiberglass circuit boards, Litz-wound transformers that minimize power loss and maximize transfer, TO218 output devices for high-current switching, buffered RCA outputs on mono amps, noise-shielding metal-end panels, custom-tooled power connectors and oversized mosfets. Users can also take advantage of built-in 12dB crossovers and adjustable KickEQ™ processing to dial in the perfect sound. A 3-second delay eliminates turn-on/turn-off pop and auto-reset protection are some of the other features utilized.

All this innovation works together to create uncompromising, relentless power with incredible clarity. It's the attention to detail that makes CX Amplifiers some of the most reliable, high-performing power in the industry.

all power listed in watts per channel . dimensions in in, cm

## MONO

<b>CXA1800.1:</b> POWER 1Ω MONO: 1800+/- 10%	<b>DIM A:</b> 13-5/8, 34.5	<b>CXARC REMOTE CAPABLE</b>
<b>CXA1200.1:</b> POWER 1Ω MONO: 1200+/- 10%	<b>DIM A:</b> 12, 30.6	<b>CXARC REMOTE CAPABLE</b>
<b>CXA800.1:</b> POWER 1Ω MONO: 800	<b>DIM A:</b> 8-1/8, 21	<b>CXARC REMOTE CAPABLE</b>
<b>CXA400.1:</b> POWER 1Ω MONO: 400	<b>DIM A:</b> 8-1/8, 21	<b>CXARC REMOTE CAPABLE</b>

## MULTI-CHANNEL

<b>CXA660.5:</b> POWER 2Ω STEREO: 90x4	<b>POWER 4Ω BRIDGED MONO:</b> 150x2	<b>POWER 2Ω MONO:</b> 300	<b>DIM A:</b> 14, 36	<b>CXARC REMOTE CAPABLE</b>
<b>CXA360.4:</b> POWER 2Ω STEREO: 90x4	<b>POWER 4Ω BRIDGED MONO:</b> 180x2		<b>DIM A:</b> 12-7/16, 32	

## POWER POINTS

- All mono models 1 Ohm stable
- FIT+™ (Fail-safe Integration Tech-PLUS) accepts output from nearly any source
- Vertical mount option for space-challenged installs



CXA660.5



CXA660.5



CXA660.5



CXA660.5



Our amplifiers come loaded with FIT+™ (Fail-safe Integration Technology-PLUS), advanced circuitry for superior power, clarity and dependability. FIT+ uses lab-grade, balanced differential inputs to provide the best possible noise rejection, high- and low-level input capability and the acceptance of output from virtually any factory or aftermarket source. FIT+ is also responsible for convenient, automatic turn-on modes (DC offset or 12V remote). With all of the additional noise from computers, A/V entertainment and other electronics, FIT+ makes for the quietest operation possible.



# CX-SERIES AMPLIFIERS

VERTICAL MOUNTING OPTION



CXA400.1

FIT+™ (FAIL-SAFE INTEGRATION TECHNOLOGY-PLUS) FOR SUPERIOR DEPENDABILITY

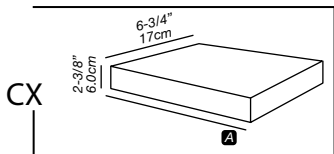
KICKEQ BASS BOOST EQUIPPED



REFINED COSMETICS. BIG POWER IN A COMPACT PACKAGE

CXA400.1

AVAILABLE REMOTE-CONTROL INPUT FOR MONO AND FIVE-CHANNEL MODELS



CXARC

## CXARC REMOTE

Use the CXARC Remote Bass Control (sold separately) to change bass volume level on the fly.



### // CX // CEA-2006 SPECS

Description/Model	360.4	660.5	400.1	800.1	1200.1	1800.1
Rated Pwr., 4Ohm/Ch, 14.4Vdc, 1% THD (Watts)	65x4	65x4/150x1	150x1	300x1	600x1	900x1
Signal to Noise Ratio (ref: 1W, A-weighted)	-70	-75	-75	-75	-75	-75











# PX-SERIES WEATHERPROOF COMPACT AMPLIFIERS

KICKER PX-Series Amplifiers feature an even smaller chassis and four power options to provide mobile-audio and powersports enthusiasts with a high-power, low-current-draw amplifier solution for any listening environment. These amplifiers are the perfect addition to rod and custom vehicles that need to keep their classic looks, vehicles that simply want great audio but retain a factory look, or for motorized vehicles with small battery/charging systems like UTVs or motorcycles.

The PX-Series delivers in the toughest places, giving music lovers the answer for their daily drive or weekend vehicles. The full-range PXA200.2 Stereo Amplifier (2 x 100W/1 Ohm), the PXA200.1 Monoblock Amplifier (1 x 200W/0.5 Ohm), and new additions PXA300.4 4-Channel (4 x 75W/2 Ohm) and PXA500.1 Monoblock (1 x 500W/2 Ohm) provide high-efficiency power and are great for custom classic cars, pickup trucks, golf carts, ATVs, tractors, and recommended to pair with KICKER components, subwoofers or powersports speakers for a solid system.

PX-Series Amplifiers' diminutive size and their uncanny coolness during operation is mostly due to KICKER's Class-D (300.4 and 500.1) and Direct-Amp™ technologies (200.2 and 200.1). Direct Amp Technology requires the amps to use the host vehicle's charging system as its power supply for amazing 90-percent efficiency. As a result, the PXA200.2 draws less than 10 amps at maximum output, and the PXA200.1 less than 15 amps for solid power output without taxing the limited charging capacity found on UTVs or motorcycles.

The sound output is undeniably KICKER, giving all the power your system needs without cutting through the classic look of your vehicle. All PX Amplifiers also utilize a differential audio circuit that reduces engine noise in the audio system for low T.H.D. (total harmonic distortion) and superb clarity at high volumes.

Made for all environments, PX-Series Amplifiers are weather-resistant with a conformal-coated circuit board for extra protection against the elements. They include no-rust, stainless-steel mounting hardware and a single Molex plug containing all wiring connections for easy installation. PX Amps utilize a speaker (amplified) or low (pre-amp)-level input, variable input gain adjustment and two auto turn-on modes (DC offset or 12-volt trigger). The PX-Series Monoblock Amps include a 24dB/octave, subsonic filter fixed at 25 hertz, and a selectable, on/off bass boost of +6 decibels centered at 40 hertz.

all power listed in watts per channel, dimensions in in, mm.

<b>PXA200.1:</b>	<b>POWER .5Ω MONO:</b>	<b>200x1</b>	<b>DIMS:</b>	<b>1-1/2" x 3-7/16" x 4-11/16", 40x87x120</b>	<b>CXARC REMOTE CAPABLE</b>
<b>PXA200.2:</b>	<b>POWER 1Ω STEREO:</b>	<b>100x2</b>	<b>DIMS:</b>	<b>1-1/2" x 3-7/16" x 7", 40x87x178</b>	
<b>PXA300.4:</b>	<b>POWER 2Ω STEREO:</b>	<b>75x4</b>	<b>DIMS:</b>	<b>1-1/2" x 2-1/2" x 7-3/4", 40x65x197</b>	
<b>PXA500.1:</b>	<b>POWER 2Ω MONO:</b>	<b>500x1</b>	<b>DIMS:</b>	<b>1-1/2" x 3-7/16" x 8-1/4", 40x87x209</b>	<b>CXARC REMOTE CAPABLE</b>

**POWER POINTS**

- Micro-sized amps install easily in previously unusable spaces
- Ideal for rod and custom, UTVs or space-challenged off-road vehicles
- Direct-Amp Technology™ (200.2 and 200.1) for nearly 90-percent efficiency
- Highly efficient Class D technology (300.4 and 500.1) for a smaller, lightweight amp



PXA200.2



PXA500.1



PXA200.1



PXA300.4



# AMPLIFIERS

<b>MODEL [at 14.4v]: STEREO AND MULTI-CHANNEL</b>	<b>IQ-SERIES MONO AMPLIFIERS IQ500.1</b>	<b>IQ-SERIES MONO AMPLIFIERS IQ1000.1</b>	<b>IQ-SERIES STEREO AMPLIFIERS IQ500.2</b>	<b>IQ-SERIES MULTI-CHANNEL AMPLIFIERS IQ500.4</b>	<b>IQ-SERIES MULTI-CHANNEL AMPLIFIERS IQ1000.5</b>
Power (watts/ch), 4 Ohm stereo	-	-	125 x 2	65 x 4	65 x 4
Power (watts/ch), 2 Ohm stereo	-	-	250 x 2	125 x 4	125 x 4
Power (watts/ch), 4 Ohm bridged mono	-	-	500 x 1	250 x 2	250 x 2
<b>MODEL [at 14.4v]: SUB CHANNEL</b>					
Power (watts/ch), 4 Ohm mono	250 x 1	500 x 1	--	--	250 x 1
Power (watts/ch), 2 Ohm mono	500 x 1	1000 x 1	--	--	500 x 1
Dimensions (in, cm): (all models 2-1/16H x 7-9/16W x ...L) (all models 5.2H x 19.1W x ...L)	9-7/16, 24	9-7/16, 24	9-7/16, 24	9-7/16, 24	11-15/16, 30.3
Frequency Response (Hz)	25 - 180	25 - 180	20 - 20k	20 - 20k	AMPS 1 & 2: 20-20k, +/-1dB; SUB: 25-180
Input Sensitivity	Low Level: 125mV-5V High Level: 250mV-10V	Low Level: 125mV-5V High Level: 250mV-10V	Low Level 125mV-5V High Level 250mV-10V	Low Level: 125mV-5V High Level: 250mV-10V	low level 125mV-5V high level 250mV-10V
Signal-to-Noise Ratio	>95dB, a-weighted, re: rated power	>95dB, a-weighted, re: rated power	>95dB, a-weighted, re: rated power	>95dB, a-weighted, re: rated power	>95dB, a-weighted, re: rated power
Selectable Electronic Crossover	--	--	OFF/HP/LP; Variable 40Hz-180Hz @ 24dB/Octave	OFF/HP/LP; Variable 40Hz-180Hz @ 24dB/Octave	--
KickEQ™ Bass Boost	--	--	Variable 0-12dB @ 40Hz	Variable 0-12dB @ 40Hz	--
<b>END PANEL CONTROL</b>					
Selectable Electronic Crossover	Variable LP 40-180Hz, 24dB/octave	Variable LP 40-180Hz, 24dB/octave	OFF/HP; Variable 40Hz-180Hz, 24dB/Octave	AMP 1: OFF/HP; Variable 40Hz-180Hz, 24dB/Octave AMP 2: OFF/HP; Variable 40Hz-180Hz, 24dB/Octave	AMP 1: OFF/HP; Variable 40Hz-180Hz, 24dB/Octave AMP 2: OFF/HP; Variable 40Hz-180Hz, 24dB/Octave SUB: Variable LP 40-180Hz, 24dB/octave
KickEQ™ Bass Boost (end panel adjustable)	Variable 0-18dB @ 40Hz	Variable 0-18dB @ 40Hz	Variable 0-18dB @ 40Hz	Variable 0-18dB @ 40Hz	Variable 0-18dB @ 40Hz
KickEQ+™ Parametric Bass Boost (Remote Control Adjustable)	Boost - Variable 0-18dB Adjustable Center Frequency - 24Hz-80Hz Bandwidth - 0.5-10	Boost - Variable 0-18dB Adjustable Center Frequency - 24Hz-80Hz Bandwidth - 0.5-10	Boost - Variable 0-18dB Adjustable Center Frequency - 24Hz-80Hz Bandwidth - 0.5-10	Boost - Variable 0-18dB Adjustable Center Frequency - 24Hz-80Hz Bandwidth - 0.5-10	Boost - Variable 0-18dB Adjustable Center Frequency - 24Hz-80Hz Bandwidth - 0.5-10
Subsonic Filter	25Hz, 24dB/octave	25Hz, 24dB/octave	--	--	25Hz, 24dB/octave
Remote Bass	yes	yes	no	no	yes
<b>TWEEQ™ Graphical User Interface Control (each channel)</b>					
Selectable Active Crossover	Variable High Pass 10-100Hz, Variable Low Pass 40-200Hz Adjustable Butterworth slope - OFF, 6, 12, 18 or 24dB/Octave Adjustable Linkwitz-Riley slope - OFF, 6 or 12dB/Octave	Variable High Pass 10-100Hz, Variable Low Pass 40-200Hz Adjustable Butterworth slope - OFF, 6, 12, 18 or 24dB/Octave Adjustable Linkwitz-Riley slope - OFF, 6 or 12dB/Octave	Variable High Pass and Low Pass 10Hz-20,000Hz Adjustable Butterworth slope - OFF, 6, 12, 18 or 24dB/octave Adjustable Linkwitz-Riley slope - OFF, 6 or 12dB/Octave	AMPS 1 and 2: Variable High Pass and Low Pass 10Hz-20,000Hz Adjustable Butterworth slope - OFF, 6, 12, 18 or 24dB/octave Adjustable Linkwitz-Riley slope - OFF, 6 or 12dB/Octave	AMPS 1 and 2: Variable High Pass and Low Pass 10Hz-20,000Hz Adjustable Butterworth slope - OFF, 6, 12, 18 or 24dB/octave Adjustable Linkwitz-Riley slope - OFF, 6 or 12dB/Octave SUB: Variable High Pass 10-100Hz, Variable Low Pass 40-200Hz Adjustable Butterworth slope - OFF, 6, 12, 18 or 24dB/Octave Adjustable Linkwitz-Riley slope - OFF, 6 or 12dB/Octave
Equalizer	Graphic 31 Band, 1/3 octave, + or - 12dB	Graphic 31 Band, 1/3 octave, + or - 12dB	Graphic 31 Band, 1/3 octave, + or - 12dB	Graphic 31 Band, 1/3 octave, + or - 12dB	Graphic 31 Band, 1/3 octave, + or - 12dB
Time Delay	Adjustable Delay - 0-20ms Adjustable increments - .02ms, .1 ms and 1.0 ms	Adjustable Delay - 0-20ms Adjustable increments - .02ms, .1 ms and 1.0 ms	Adjustable Delay - 0-20ms Adjustable increments - .02ms, .1 ms and 1.0 ms	Adjustable Delay - 0-20ms Adjustable increments - .02ms, .1 ms and 1.0 ms	Adjustable Delay - 0-20ms Adjustable increments - .02ms, .1 ms and 1.0 ms
Compressor	Adjustable Attack and Release time; Adjustable 1:1 - 10:1 ratio Adjustable Threshold, -80 - 10dB	Adjustable Attack and Release time; Adjustable 1:1 - 10:1 ratio Adjustable Threshold, -80 - 10dB	Adjustable Attack and Release time; Adjustable 1:1 - 10:1 ratio Adjustable Threshold, -80 - 10dB	Adjustable Attack and Release time; Adjustable 1:1 - 10:1 ratio Adjustable Threshold, -80 - 10dB	Adjustable Attack and Release time; Adjustable 1:1 - 10:1 ratio Adjustable Threshold, -80 - 10dB
Input Mixer	Maps signal inputs to specified speaker outputs	Maps signal inputs to specified speaker outputs	Maps signal inputs to specified speaker outputs	Maps signal inputs to specified speaker outputs	Maps signal inputs to specified speaker outputs

MODEL [at 14.4V]: MULTI-CHANNEL	KEY 4-CHANNEL SMART AMPLIFIER KEY200.4	KEY MONOBLOCK SMART AMPLIFIER KEY500.1
Power (watts/ch), 1 Ohm mono	-	500
Power (watts/ch), 2 Ohm stereo	-	-
Power (watts/ch), 4 Ohm stereo	50 x 4	-
Microphone/Kicker EQ button	included	NA
Standard dimensions(H x W x L)	1-11/16 x 2-3/4 x 7-3/8	1-11/16 x 4-1/8 x 8-1/8
Metric dimensions(H x W x L)	4.3 x 7 x 18.7	4.3 x 9.2 x 20.7
Frequency Response (Hz)	20-20k, +0/-1dB	10-160, +0-1dB
Input Sensitivity	high level 250mV-10V	low level 125mV-5V; high level 1V-40V
Signal-to-Noise Ratio	>90dB, a-weighted, re: rated power	>90dB, a-weighted, re: rated power
Active Crossover	24dB/octave, selective high pass or all pass @ 60,80, or 120Hz	24dB/octave, variable low pass 40-160Hz, variable high pass 10-40Hz
KickEQ+™ Boost	-	variable 0-6dB, centered @ 40Hz

MODEL [at 14.4V]: MONO	KX-SERIES MONOBLOCK AMPLIFIERS KXA2400.1	KX-SERIES MONOBLOCK AMPLIFIERS KXA1600.1	KX-SERIES MONOBLOCK AMPLIFIERS KXA1200.1	KX-SERIES MONOBLOCK AMPLIFIERS KXA800.1	KX-SERIES MONOBLOCK AMPLIFIERS KXA400.1
Power (watts), 1 Ohm mono	2400	1600	1200	800	400
Remote Bass Control	included	included	included	included	included
(all models 2-1/8H x 8-5/16W x ...L)	15-1/2	11-3/16	9-9/16	9-9/16	8
(all models 5.5H x 21.0W x ...L)	39.4	28.4	24.4	24.4	20.4
Frequency Response (Hz):	10-160, +0/-1dB	10-160, +0/-1dB	10-160, +0/-1dB	10-160, +0/-1dB	10-160, +0/-1dB
Input Sensitivity:	high level 250mV-10V, low level 125mV-5V	high level 250mV-10V, low level 125mV-5V	high level 250mV-10V, low level 125mV-5V	high level 250mV-10V, low level 125mV-5V	high level 250mV-10V, low level 125mV-5V
Signal-to-Noise Ratio:	>95dB, a-weighted, re: rated power	>95dB, a-weighted, re: rated power	>95dB, a-weighted, re: rated power	>95dB, a-weighted, re: rated power	>95dB, a-weighted, re: rated power
Active Crossover:	24dB/octave, variable 40-160Hz, low pass only	24dB/octave, variable 40-160Hz, low pass only	24dB/octave, variable 40-160Hz, low pass only	24dB/octave, variable 40-160Hz, low pass only	24dB/octave, variable 40-160Hz, low pass only
Subsonic Filter	24dB/octave high-pass variable 10-80Hz	24dB/octave high-pass variable 10-80Hz	24dB/octave high-pass variable 10-80Hz	24dB/octave high-pass variable 10-80Hz	24dB/octave high-pass variable 10-80Hz
KickEQ+™ Boost	variable to +18dB, centered 20-80Hz, variable Q 1-5	variable to +18dB, centered 20-80Hz, variable Q 1-5	variable to +18dB, centered 20-80Hz, variable Q 1-5	variable to +18dB, centered 20-80Hz, variable Q 1-5	variable to +18dB, centered 20-80Hz, variable Q 1-5



# AMPLIFIERS

MODEL [at 14.4V]: MULTI-CHANNEL	KX-SERIES MULTI-CHANNEL AMPLIFIERS KXA400.4	KX-SERIES MULTI-CHANNEL AMPLIFIERS KXA800.5	KX-SERIES STEREO AMPLIFIERS KXA400.2	KX-SERIES STEREO AMPLIFIERS KXA1200.2
Power (watts), 2 Ohm mono	-	400 x 1	-	-
Power (watts/ch), 2 Ohm stereo	100 x 4	100 x 4	200x 2	600 x 2
Power (watts/ch), 4 Ohm bridged mono	200 x 2	200 x 2	400x1	-
Remote Bass Control	not included	included	not included	not included
(all models 2-1/8H x 8-5/16W x ...L)	11-3/16	12-3/4	9-9/16	11-3/16
(all models 5.5H x 21.0W x ...L)	28.4	32.4	24.4	28.4
Frequency Response (Hz)	10-20k, +0/-1dB	10-20k (KX.5 sub ch. 10-160), +0/-1dB	10-20k, +0/-1dB	10Hz-20kHz, +0/-1dB
Input Sensitivity	high level 250mV-10V, low level 125mV-5V	high level 250mV-10V, low level 125mV-5V	high level 250mV-10V, low level 125mV-5V	high level 250mV-10V
Signal-to-Noise Ratio	>95dB, a-weighted, re: rated power	>95dB, a-weighted, re: rated power	>95dB, a-weighted, re: rated power	>95dB, a-weighted, re: rated power
Active Crossover	(amp1) 24dB/octave, variable 10-500Hz, selectable high pass, low pass or all pass, w/10x switch; (amp2) 24dB/octave, variable high pass 10-500Hz, variable low pass 40-500Hz, selectable high pass, low pass, all pass or band pass, w/10x switch for low pass	(amp1) 24dB/octave, variable 10-500Hz, selectable high pass, low pass or all pass, w/10x switch; (amp2) 24dB/octave, variable high pass 10-500Hz, variable low pass 40-500Hz, selectable high pass, low pass, all pass or band pass, w/10x switch for lo pass; (KX.5 sub channel) 24dB/octave, variable 40-160Hz, low pass only	Off Variable HP, 10-500Hz Variable LP, 40-500Hz; 400Hz-5,000Hz with 10x Switch (BP capable) Slope: 24dB/octave	Off Variable HP, 10-500Hz Variable LP, 40-500Hz; 400Hz-5,000Hz with 10x Switch (BP capable) Slope: 24dB/octave
Subsonic Filter	N/A	24dB/octave, high-pass variable 10-80Hz	N/A	-
KickEQ+™ Boost	variable to +18dB, centered @ 40Hz	variable to +18dB, centered @ 20-80Hz	variable to +18dB, centered @ 40Hz	variable to +18dB, centered @ 40Hz

MODEL [at 14.4V]: MONO AND MULTI-CHANNEL	CX-SERIES MONOBLOCK AMPLIFIERS CXA1800.1	CX-SERIES MONOBLOCK AMPLIFIERS CXA1200.1	CX-SERIES MONOBLOCK AMPLIFIERS CXA800.1	CX-SERIES CLASS-D MONOBLOCK AMPLIFIERS CXA400.1	CX-SERIES MULTI-CHANNEL AMPLIFIERS CXA360.4	CX-SERIES MULTI-CHANNEL AMPLIFIERS CXA660.5
Power (watts/ch), 2 Ohm stereo	-	-	-	-	90x 4	90x 4
Power (watts/ch), 4 Ohm bridged mono	-	-	-	-	180 x 2	150 x 2
Power (watts/ch), 2 Ohm mono	1800	1200	800	400	--	300x1
CXRC Remote Bass Capable (sold sep.)	yes	yes	yes	yes	no	yes
Dimensions (in, cm): (all models 2-3/8H x 7-3/16W x ...L)	13-5/8	12	8-1/8	8-1/8	12-7/16	14
(all models 6.0H x 18.0W x ...L)	34.5	30.6	21	21	32	36
Frequency Response (Hz):	25-200, +0/-1dB	25-200, +0/-1dB	25-200, +0/-1dB	25-200, +0/-1dB	10-20k, +0/-1dB	10-20k (CX.5 sub ch. 25-200), +0/-1dB
Input Sensitivity:	high level 250mV-10V, low level 125mV-5V	high level 250mV-10V, low level 125mV-5V	high level 250mV-10V, low level 125mV-5V	high level 250mV-10V, low level 125mV-5V	high level 250mV-10V, low level 125mV-5V	high level 250mV-10V, low level 125mV-5V
Signal-to-Noise Ratio:	>95dB, a-weighted, re: rated power	>95dB, a-weighted, re: rated power	>95dB, a-weighted, re: rated power	>95dB, a-weighted, re: rated power	>95dB (CX.5 >90dB), a-weighted, re: rated power	>95dB (CX.5 >90dB), a-weighted, re: rated power
Active Crossover:	12dB/octave, variable 50-200Hz, low pass only	12dB/octave, variable 50-200Hz, low pass only	12dB/octave, variable 50-200Hz, low pass only	12dB/octave, variable 50-200Hz, low pass only	12dB/octave, variable 50-200Hz, selectable high pass, low pass or all pass	12dB/octave, variable 50-200Hz, selectable high pass, low pass or all pass; (CX.5 sub channel) 12dB/octave, variable 50-200Hz, low pass only
Subsonic Filter	24dB/octave high-pass fixed @ 25Hz	24dB/octave high-pass fixed @ 25Hz	24dB/octave high-pass fixed @ 25Hz	24dB/octave high-pass fixed @ 25Hz	N/A	24dB/octave high-pass fixed @ 25Hz
KickEQ™ Boost	variable to +12dB, centered @ 40Hz	variable to +12dB, centered @ 40Hz	variable to +12dB, centered @ 40Hz	variable 12dB, centered @ 40Hz	variable to +12dB, centered @ 40Hz	CX.5 sub channel) variable to +12dB, centered @ 40Hz

# AMPLIFIERS

MODEL (at 14.4V)	PX-SERIES MONOBLOCK COMPACT AMPLIFIERS PXA200.1	PX-SERIES MONOBLOCK COMPACT AMPLIFIERS PXA500.1	PX-SERIES STEREO COMPACT AMPLIFIERS PXA200.2	PX-SERIES MULTI-CHANNEL COMPACT AMPLIFIERS PXA300.4
Power (watts/ch), 0.5 Ohm mono	200	--	--	--
Power (watts/ch), 1 Ohm mono	100	--	--	--
Power (watts/ch), 2 Ohm mono	50	500	--	--
Power (watts/ch), 4 Ohm mono	25	250	--	--
Power (watts/ch), 1 Ohm stereo	--	--	100 x 2	--
Power (watts/ch), 2 Ohm stereo	--	--	50 x 2	75 x 4
Frequency Response (Hz)	25-120	25-120	10-20k	10-20k
Signal-to-Noise Ratio	75dB	75dB	75dB	75dB
Dimensions (in, mm): (300.4 only - 2-9/16, 65W) (all models 1-5/8, 40W x 3-7/16, 87W x ... L)	4-3/4, 120	8-1/4, 210	7, 178	7-13/16, 197
Input Sensitivity	125mV-5V low level, 250mV-10V high level	125mV-5V low level, 250mV-10V high level	125mV-5V low level, 250mV-10V high level	125mV-5V low level, 250mV-10V high level
Electronic Crossover	120Hz lowpass, 12dB/octave	120Hz lowpass, 12dB/octave	120Hz highpass, 12dB/octave	120Hz highpass, 12dB/octave
Subsonic Filter	Fixed at 25Hz, 24dB/octave	Fixed at 25Hz, 24dB/octave	--	--
Bass Boost	selectable on or off, +6dB centered at40Hz	selectable on or off, +6dB centered at40Hz	--	--
CXARC Remote Capable (sold separately)	yes	yes	no	no



# KICKER®

## ACCESSORIES



KICKER Accessories deliver with useful features and added details that any installer will appreciate. Full-spec, Hyper-Flex™ wire, power kits that include all the necessary components and automotive-grade brass hardware that focuses on user-friendly design — all practical tools any installer needs to get the job done.





## FULL-SPEC COMPLETE POWER KITS ACCESSORIES

KICKER top-quality, Hyper-Flex™ power, ground and turn-on High-performance K-Series speaker wire and interconnects in ultra-compact, easy-to-use design Heavy-duty AFS fuse holder and fuses featuring K-Mount™ for screws or zip ties Convenient kit includes terminals, spade and ground lugs, zip ties – all the details One additional year of KICKER amplifier warranty if purchased with the amp

**CK8: GAUGE: 8AWG TYPE: 2-channel**  
**CK4: GAUGE: 4AWG TYPE: 2-channel**

- Complete Kits include:**
- 12GA Q-Series speaker wire (12 ft.)
  - K-Series 2-channel interconnects (5m)
  - Frost-blue power cable (17 ft.)
  - Ring terminal for blue cable
  - Black braid tube on blue cable (4 ft.)
  - 4 shrink tubes with KICKER logo for braid tube
  - Frost-gray power cable (4 ft.)
  - Ring terminal and logo shrink tube
  - Clear-PVC remote wire (17 ft.)
  - FHS AFS fuse holder (4/8GA)
  - AFS fuse (100A or 60A)
  - 18GA red vinyl butt splice
  - 6 black cable ties (6 inch)
  - Grommets, ground lug with washer



## FULL-SPEC POWER KITS ACCESSORIES

Innovative Hyper-Flex™ power, ground, turn-on and inline AFS fuse holder

Wire constructed of tinned, oxygen-free copper for max signal transfer

All connectors and zip ties needed to complete the job

One additional year of KICKER amplifier warranty if purchased with the amp

**PK8: GAUGE: 8AWG**  
**PK4: GAUGE: 4AWG**

- Power Kits include:**
- Frost-blue power cable (17 ft.)
  - Ring terminal for blue cable
  - Black braid tube on blue cable (4 ft.)
  - 4 shrink tubes with KICKER logo for braid tube
  - Frost-gray power cable (4 ft.)
  - Ring terminal and logo shrink tube
  - Clear-PVC remote wire (17 ft.)
  - FHS AFS fuse holder (4/8GA)
  - AFS fuse (100A or 60A)
  - 18GA red vinyl butt splice
  - 6 black cable ties (6 inch)
  - Grommets, ground lug with washer







## DUAL-AMP FULL-SPEC POWER KITS ACCESSORIES

Extra cable lengths and accessories for a larger system

Innovative KICKER Hyper-Flex™ power, ground and turn-on

Heavy-duty AFS fuse holders and fuses

All connectors and zip ties needed to complete the job

One additional year of KICKER amplifier warranty if purchased with the amp

**PKD4: GAUGE: 4AWG**

**PKD1: GAUGE: 1/0AWG**

### Dual-Amp Power Kits include:

- Frost-blue power cable (17 ft.)
- Ring terminal for blue cable
- Black braid tube on blue cable (4 ft.)
- 4 shrink tubes with KICKER logo for braid tube
- Frost-blue power cable (4 ft.)
- Frost-gray power cable (4 ft.)
- 2 ring terminals and logo shrink tubes for gray cable
- Frost-gray power cable (3 ft.) – PKD1 only
- Ring terminal for gray cable – PKD1 only
- Shrink tube with KICKER logo – PKD1 only
- Clear-PVC remote wire (17 ft.)
- FHS AFS fuse holder (0/4 or 4/8GA)
- AFS fuse (200A or 100A)
- FHD dual AFS holder
- 2 AFS fuses for dual holder (100A) – PKD1
- 2 AFS fuses for dual holder (60 and 40A) – PKD4
- 22-18GA red vinyl butt splice
- 6 black cable ties (6 inch)
- Grommets, 2 ground lugs with washers



## Q-SERIES INTERCONNECT CABLE ACCESSORIES

High-end, sophisticated signal cable for long-term, trouble-free connections

K-Grip™ connectors offer sure grip and compact size for slip-free installation

K-Grip features heavy-duty, proprietary-machined metal ends with rubber grips

Large K-cut collars and split center pins provide the most contact and max signal transfer

K-Grip line union ultra-slim for snag-free cable routing in tight places

Integrated AR™ foil shield over tightly twisted wire eliminates radiated noise by up to 9dB

Rugged braided jacket over foil shield offers further wire protection

- |              |                        |                         |
|--------------|------------------------|-------------------------|
| <b>Q121:</b> | <b>TYPE: 2-channel</b> | <b>LENGTH: 1 meter</b>  |
| <b>Q122:</b> | <b>TYPE: 2-channel</b> | <b>LENGTH: 2 meters</b> |
| <b>Q123:</b> | <b>TYPE: 2-channel</b> | <b>LENGTH: 3 meters</b> |
| <b>Q124:</b> | <b>TYPE: 2-channel</b> | <b>LENGTH: 4 meters</b> |
| <b>Q125:</b> | <b>TYPE: 2-channel</b> | <b>LENGTH: 5 meters</b> |
| <b>Q126:</b> | <b>TYPE: 2-channel</b> | <b>LENGTH: 6 meters</b> |
| <b>Q144:</b> | <b>TYPE: 4-channel</b> | <b>LENGTH: 4 meters</b> |
| <b>Q146:</b> | <b>TYPE: 4-channel</b> | <b>LENGTH: 6 meters</b> |





## POWER WIRE ACCESSORIES

Spools of full-spec, multi-strand OFC wire covered in virgin PVC

Cobalt blue and gun-metal gray Hyper-Flex™ insulation for ultimate bend and twist

Super-flexible under hot or cold temperature extremes

Top-quality construction

PWB8200:	COLOR: BLUE	GAUGE: 8AWG	LENGTH: 200 ft
PWG8200:	COLOR: GRAY	GAUGE: 8AWG	LENGTH: 200 ft
PWB4100:	COLOR: BLUE	GAUGE: 4AWG	LENGTH: 100 ft
PWG4100:	COLOR: GRAY	GAUGE: 4AWG	LENGTH: 100 ft
PWB050:	COLOR: BLUE	GAUGE: 1/0AWG	LENGTH: 50 ft
PWG050:	COLOR: GRAY	GAUGE: 1/0AWG	LENGTH: 50 ft



PWB4100



## K-SERIES INTERCONNECT CABLE ACCESSORIES

Split-pin RCAs with silver-tinned, OFC wire for superior bass response and signal clarity


K-Grip™ dual-mold connectors offer sure grip and ergonomically shaped for slip-free installation

K-Grip line union ultra-slim for snag-free cable routing in tight places

KIYFM kit includes 2 Y-cables (1 female/2 male) and 6 custom adapters (4 F/F and 2 M/M)

KISL features 16ga speaker wire-to-RCAs and includes F/F adapters – no extra parts needed

KI21:	TYPE: 2-channel	LENGTH: 1 meter
KI22:	TYPE: 2-channel	LENGTH: 2 meters
KI23:	TYPE: 2-channel	LENGTH: 3 meters
KI24:	TYPE: 2-channel	LENGTH: 4 meters
KI25:	TYPE: 2-channel	LENGTH: 5 meters
KI26:	TYPE: 2-channel	LENGTH: 6 meters
KI44:	TYPE: 4-channel	LENGTH: 4 meters
KI46:	TYPE: 4-channel	LENGTH: 6 meters
KIYFM:	TYPE: Y-adapter kit, male and female	LENGTH: N/A
KISL:	TYPE: 2-ch speaker-to-RCA converter, no LOC	LENGTH: 0.5 meter



KIYFM

SIX CUSTOM ADAPTERS





## Q-SERIES SPEAKER WIRE ACCESSORIES

Cleanest audio signal and long-term dependability from KICKER's high-end wire

Tightly twisted, silver-tinned OFC wire (12AWG) eliminates noise

Full-spec, Hyper-Flex wire can be identified by touch – frost-blue positive is protected by a square PVC jacket, frost-clear negative is round

Wire available in bulk spool or by job (20 feet)

**QW1220: GAUGE: 12AWG LENGTH: 20 ft**  
**QW12150: GAUGE: 12AWG LENGTH: 150 ft spool**



QW12150



## K-SERIES SPEAKER WIRE ACCESSORIES

Reliable, classic 16AWG wire featuring noise-killing, tightly twisted OFC

Silver-tinned, oxygen-free copper wire for superior bass response and signal clarity

Full-spec, Hyper-Flex wire can be identified by touch – frost-blue positive is protected by a square PVC jacket, frost-clear negative is round

Two wire sizes – bulk spool or by job

**KW1620: GAUGE: 16AWG LENGTH: 20 ft**  
**KW16400: GAUGE: 16AWG LENGTH: 400 ft spool**



KW16400



## KM-SERIES SPEAKER/RGB COMBO WIRE ACCESSORIES

Durable 16AWG speaker wire that withstands the elements

Flexible, reliable PVC jacket surrounds superior, tightly twisted OFC

18AWG RGB LED wire

150-foot bulk spool

**KMWRGB150: GAUGE: 16AWG/18AWG LENGTH: 150 ft spool**





## BRASS ACCESSORIES

All KICKER brass is smaller and more functional than ever, covering the details every installer can appreciate  
 Uses Versa-Gauge™ connection points – oversized convex screws for rock-solid termination and secure connections  
 Wire receptacles work with most size wire (1/0-8AWG or 4-8AWG) for clean, sharp install  
 All brass uses stout 5mm screws so only a single wrench is required  
 No-fail Battery Terminal includes a negative-post adapter collar that locks into place for tight grip and best connection  
 Innovative Terminal comes with red and black fasteners for the tinted cover to match applications  
 Terminal also includes convenient ∞Gauge™ side terminal for additional connection options and flexibility  
 Fuse holders feature K-Mount™ two-stage mounting holes to accommodate screws or zip ties for added stability

<b>BT4:</b>	<b>USE:</b> pos/neg battery terminal	<b>SIZE/TYPE:</b> (2) 1/0-8AWG, (1) 4-8AWG
<b>DB4:</b>	<b>USE:</b> distribution block	<b>SIZE/TYPE:</b> (2) 1/0-8AWG in, (4) 4-8AWG out
<b>FHS:</b>	<b>USE:</b> AFS fuse holder	<b>SIZE/TYPE:</b> 1/0-8AWG in/out, single fuse
<b>FHD:</b>	<b>USE:</b> AFS fuse holder	<b>SIZE/TYPE:</b> 1/0-8AWG in/out, dual fuse
<b>GT2:</b>	<b>USE:</b> ground termination block	<b>SIZE/TYPE:</b> (2) 1/0-8AWG in



## FUSE ACCESSORIES

Automotive-grade, platinum-plated AFS fuses  
 Consistently provides peak current demands and insures complete protection  
 Two fuses per pack so there's always a spare

<b>AFS60:</b>	<b>POWER:</b> 60 amp
<b>AFS80:</b>	<b>POWER:</b> 80 amp
<b>AFS100:</b>	<b>POWER:</b> 100 amp
<b>AFS200:</b>	<b>POWER:</b> 200 amp





# KICKER®

## INTEGRATE



You want a good sound system in your ride, and you seek a quick resolution that doesn't take up valuable space or transform your interior. And you want it dialed in the way YOU want to hear it. KICKER signal processors provide an intense result – trust us.



## KISLOC2/KISLOC LINE-OUTPUT CONVERTERS

The KISLOC2 is designed without inductors, for a completely flat frequency response at all volume levels. This innovative LOC also provides a 12-volt remote wire – so you don't have to hunt for a switched 12-volt power source.


Using the DC offset present in factory speaker wires, the KISLOC2 automatically converts that energy into a powerful 100 milli-amp, 12-volt remote wire.

Its predecessor, the KISLOC, is the world's first micro surface-mount, line-output converter.

### POWER POINTS

- KISLOC2 features a 12-volt remote wire; standard LOCs do not
- KISLOC2 provides a flat 20-20kHz frequency range at all volume levels
- A 60-Ohm smart load from KISLOC2 ensures compatibility with most smart radios and aftermarket amps

**NEW**  
FOR  
**2020**





## KISLOAD2 2CH./KISLOAD4 4 CH. SMART RADIO INTERFACE

The first aftermarket solution of its kind, KICKER solves a problem common in newer vehicles with premium audio systems. When adding an aftermarket amplifier to these vehicles, a consistent load is required. The KICKER KISLOAD2 and KISLOAD4 prevent audio system shut-off by delivering the proper load to the source. Without that load, the stereo system may not turn on, or might shut off unexpectedly in vehicles such as the Jeep® JL and many modern Chrysler® models.

**NEW**  
FOR  
**2020**

The KISLOAD4 accepts up to 100 watts (20 volts) of input signal from as many as four channels. It's the perfect solution for amplifying your door speakers, or creating a three-way system. The KISLOAD2 accepts up to 400 watts (40 volts) into two channels. This high-power solution is perfect for premium audio systems with a factory subwoofer or any stereo amplifier upgrade requiring a consistent load.



KISLOAD4



KISLOAD4



KISLOAD2



KISLOAD2

# FRONT ROW™ SIGNAL PROCESSOR WITH SHOCwave™

We originally set a goal to improve a car's sound system while making the listener's tuning task an enjoyable one as well. From that idea originated the Front Row™, a 6-channel digital signal processor that allows the listener to personalize music the way he or she has always wanted to hear it.

Simply put, the Front Row makes music from a vehicle's system sound better than it ever has, with the listener experiencing staging, imaging and bass response actually like the artist intended – up-close and live!

The Front Row utilizes a familiar, simple analog-based control system, but underneath the dials lays a powerful micro-controller with all signal manipulation done in digital domain (28-/56-bit, double-precision DSP with 24-bit AD/DA converters) – it is a must-have solution for controlling audio signal. It provides six channels (three stereo pairs) of 32-step, fully variable digital crossovers with selectable slopes and minimal phase shift for maximum system-design flexibility. Input-gain and output-level controls for each section (front/rear/subwoofer), along with input clip indicators, enable easy level matching for a clean, distortion-free setup.

The subwoofer section includes a variable subsonic filter that preserves bass impact by protecting the woofers and focusing bass-amplifier power on what should be heard. Additionally, each section incorporates a Clip Limiter, a fast-acting compressor/speaker saver that monitors input signal and prevents clipping and distortion while preserving overall output signal. The result is the clearest sound at high volumes.

Most of the Front Row's dynamic features can be adjusted from the driver's seat using the convenient remote. Speaker Time Alignment provides complete soundstage height, width and control, putting a realistic stage with a focused center image where it should be – on the vehicle's dash and not the floor. Simulated 5.1 Surround Sound mimics the "live" rear fill one experiences in a stadium or concert. Legendary KickEQ™ Bass Boost and new SHOCwave™ (Sub-Harmonic Octave Creation) restores and equalizes the lowest lows, finding deep bass that previously wasn't audible.

The Front Row includes our unique 12-volt or DC Offset turn-on circuitry and FIT™ (Fail-Safe Integration Technology), allowing it to integrate directly into all aftermarket and most OEM source units.

## POWER POINTS

- Impressive remote includes simulated 5.1 surround and speaker time alignment
- 6 channels of 32-step, variable digital crossovers with selectable slopes
- SHOCwave™ bass restoration circuit and KickEQ™ bass boost



Front Row







**KICKER**<sup>®</sup>  
MARINE AUDIO

# LET'S GO OVERBOARD!

**KICKER's brand message to the world is "Livin' Loud" – taking whatever you have a passion for to the limit, done your way. For KICKER Marine, that became "GO OVERBOARD!"**

**On a boat or the water, it's taking the fun, excitement and adrenalin to the extreme, because that's how you do it. KICKER Marine gear helps you get there.**

# GO OVERBOARD! 2020





# TOWER SYSTEMS







**GO**   
**OVERBOARD!**





## KMTC HLCD TOWER SYSTEMS

Your boat becomes a floating concert with KMTC HLCD (horn-loaded compression driver) tower speakers. Available in black or white, these speakers deliver exceptional clarity and concert-level volume! You've never heard this combination of volume and clarity before. Each 9- and 11-inch coaxial driver carries a proprietary horn design, made to sound incredibly loud and smooth – whether you're on the deck or at the end of a tow rope.

The innovative enclosure clamp is made of 316L stainless steel and houses both the speaker and LED cables – protecting them from the elements in a specialized mating socket.

The 359° swiveling speaker design allows your music to play anywhere, any time. Simply flip the integrated toggle and turn the speaker to aim your music where you want it.

Light up the night with standard LED illumination. Seven vibrant colors let you match the speakers to your boat's color scheme, or upgrade to 20 colors and 19 wild lighting modes with the optional KMLC controller and wireless remote.

Easily bring your speakers from the house to your boat, thanks to KICKER's revolutionary in-clamp wiring system. Disconnecting wires is a thing of the past, and all you need is an Allen wrench!

\*ASTM B117 200 hr. Salt Fog Test  
\*ASTM G154 400 hr. Accelerated UV Test

AVAILABLE IN BLACK OR WHITE



KMTC11

- Horn-loaded, compression-driver (HLCD), high-efficiency system
- Advanced horn design delivers natural-sounding, high-frequency response
- Includes 1 inch (25mm) titanium-dome compression drivers
- LED-infused enclosures with swiveling design and quick-disconnect socket



KMTC9



KMTC9

### KMLC LED CONTROLLER (SOLD SEPARATELY)

- Provides multi-function control of LED lighting in KICKER Marine Coaxials, Towers and Subwoofers
- Ultra-slim remote manages 20 different colors
- 19 dynamic modes, including adjustable brightness, fade, speed/strobe and auto save



speaker size: in, mm . power handling: watts PEAK/RMS . frequency response in Hz . Power handling assumes typical music program with minimal clipping; varies with enclosure size. See your KICKER dealer for complete details.

KMTC11	TYPE: 2-way pair	WOOFER: 11, 280	COMPRESSION DRIVER: 1, 25	POWER: 600/300
KMTC9	TYPE: 2-way pair	WOOFER: 9, 230	COMPRESSION DRIVER: 1, 25	POWER: 600/300



## KMTC/KMFC COAXIAL TOWER SYSTEMS

KMTC8 coaxial tower systems come loaded with powerful 8-inch midranges and 1-inch titanium tweeters. A single or dual 6-1/2-inch version with 3/4-inch titanium-dome tweeters is also available in the KMTC65 and KMTDC65 models. The injection-molded polypropylene speaker cones are UV-treated and matched with Santoprene® surrounds for excellent sound quality and durability in any weather. Mounting hardware is forged from rustproof, 316L stainless-steel.

Our molded ABS enclosures are made for long life on the water. The UV-resistant finish is anti-fading and anti-corrosion, with a proprietary design that produces outstanding sound quality in open-air environments.

A revolutionary 359° swivel clamp lets you aim your music anywhere, anytime – with no tools required. The stainless-steel clamp automatically adapts to tube sizes ranging from 1-1/2 to 3-1/4 inches – vertically or horizontally, while the through-clamp wiring and integrated speaker/LED connectors create a clean look without binding posts.

ASTM Salt/Fog\* and UV\*\*-certified, all KMTC tower speakers meet or exceed industry standards.

With customizable LED lighting included, your speakers can match your boat's theme. Twenty color options as well as 19 dynamic modes are available when using the optional KMLC remote.

Check into KMFC Flat-Surface-Mount Cans that are made specifically for installation on a flat surface, using the provided hardware to mount either flat or angled, or pitched up or down 5° or 10°.

\*ASTM B117 200 hr. Salt Fog Test

\*\*ASTM G154 400 hr. Accelerated UV Test



KMTC8



KMTC65

- Marine LED-infused coaxials loaded in dual or single tower pairs
- One model with 359-degree swiveling design with locking toggle (KMTC)
- Other model includes hardware to mount to any flat surfaces (KMFC)
- Available in charcoal or white



KMFC Flat Surface Mount



KMTC8

speaker size: in, mm . power handling: watts PEAK/RMS . frequency response in Hz . Power handling assumes typical music program with minimal clipping; varies with enclosure size. See your KICKER dealer for complete details.

KMTC8	TYPE: 2-way pair	WOOFER: 8, 200	TWEETER: 1, 25	POWER: 300/150
KMTC65	TYPE: 2-way pair	WOOFER: 6-1/2, 165	TWEETER: 3/4, 20	POWER: 195/65
KMTDC65	TYPE: 2-way dual pair	WOOFER: 6-1/2, 165	TWEETER: 3/4, 20	POWER: 390/130
KMFC8	TYPE: 2-way pair	WOOFER: 8, 200	TWEETER: 1, 25	POWER: 300/150
KMFC65	TYPE: 2-way pair	WOOFER: 6-1/2, 165	TWEETER: 3/4, 20	POWER: 195/65



USE THE KMLC  
LED REMOTE!

AVAILABLE IN BLACK OR WHITE









## KMT67 LONG-THROW TOWER SYSTEM

The KMT67 is a full-range, high-quality two-way speaker system specifically designed for directing tunes inside and behind the boat. The tower system adds yet another level to the diverse selection of audio gear for watercraft produced by KICKER.

The KMT67 consists of dual 6-3/4-inch woofers in two stylish, injection-molded ABS enclosures. Horn-loaded tweeters deliver long-range output and superior dispersion control. The six total speakers provide twice the cone area of a traditional coaxial tower system for ultimate volume.

The enclosures are designed for either below- or above-the-bar mounting. Billet-aluminum mounting brackets and clamp inserts adjust to seven common sizes, matching most every wake tower or roll-bar diameter. Each enclosure is also designed with a five-way, binding post hook-up on the back for added stability. The system includes stainless-steel mounting hardware.

The KMT67 is weather-proof with sealed cones and motor assemblies, while the titanium-dome tweeters are protected by dense, open-celled foam. All components are UV-treated for improved resistance against the sun's rays and the harsh marine environment. The speakers come with grilles that can be removed for a different aesthetic appeal.

- Full-range, two-way speaker system
- Dual 6.75-inch drivers with horn-loaded tweeter
- Works w/ most pipe sizes (additional sizes available – model number KMTAP)



KMT67

speaker size: in, mm . power handling: watts PEAK/RMS . frequency response in Hz . Power handling assumes typical music program with minimal clipping; varies with enclosure size. See your KICKER dealer for complete details.

**KMT67: TYPE: 2-way WOOFER: 6-3/4, 165 TWEETER: 3/4, 20 TWEETER HORN: 3-1/4 x 6, 83 x 151**  
**POWER: 300/150 DIM: 19-1/16W x 9H x 11D, 48.4W x 22.9H x 28D**



## KMS67 HLCD COMPONENT SYSTEM

Providing maximum sound quality up close and especially at a distance, the KMS67 consists of two 6-3/4-inch, high-efficiency midrange speakers featuring lightweight, dual-stack neo-motor technology and cast-aluminum baskets. It also includes a pair of horn-loaded, 1.7-inch compression drivers with titanium diaphragms and phase plugs for ultimate clarity and volume.

The advanced KICKER-designed horns (60-degree-vertical-by-90-degree horizontal) deliver a natural-sounding, "non-peaky" performance out to the skier, wakeboarder or wakesurfer. Integrated crossovers for the perfect musical blend complete the ultimate marine system and take the guesswork out of wiring.

KICKER tower speakers are engineered with the highest design standards and are a breeze to install, fitting snugly into 6-1/2-inch speaker cans (sold separately). Both midranges and horns are designed to fit can enclosures with identical hole diameters and bolt patterns.

UV treatments on the midranges' injection-molded cones, water-proof Santoprene® surrounds, baskets and grilles help the tower system tolerate freshwater or saltwater environments. Water-proof, bolt-thru grilles offer added speaker protection, and all hardware is made from rustproof, 316L stainless steel.

- Horn-loaded, compression-driver (HLCD), high-efficiency system
- Advanced horn design delivers natural-sounding, high-frequency response
- Outstanding sound up close inside the boat and at a distance
- Installs easily into KICKER KMTED or KMTES Empty Tower Enclosures



KMS67

speaker size: in, mm . power handling: watts PEAK/RMS . frequency response in Hz . Power handling assumes typical music program with minimal clipping; varies with enclosure size. See your KICKER dealer for complete details.

**KMS67: TYPE: 2-way WOOFER: 6-3/4, 165 COMPRESSION DRIVER: 1.7, 43 POWER: 400/200**







## KM EMPTY TOWER ENCLOSURES

The KMTES and KMTED enclosures are available in black and white. Both models accept all KICKER 8-inch, 6-1/2 or 6-3/4-inch component speakers, coaxials and horns. They include slotted mounting holes for different bolt patterns, stainless-steel screw-type connectors and come with aluminum tower-pipe clamps (2-5/8") with three other adapter sizes (2-1/4", 2-3/8", 2-1/4"). The KMTAP adapter pack that fits more pipe diameters is sold separately – ask your dealer.

The 4-inch KMMTES Tower Enclosures were designed to house the KICKER KM4 4-inch coaxial speakers. They provide two mounting options: a regular, straight base mount or an off-set bracket for angular mounting. The off-set bracket allows the enclosures to rotate, pointing sound directly to the listener's ears for an optimum listening experience. Available in black or white.

The KMMTES speaker enclosures all include acoustic poly-fill for the clearest sound, all mounting hardware, and fit tubing sizes 7/8-inch to 1-1/4-inch round or 1-inch square. The molded ABS enclosures, boasting bold cosmetics and contrasting accent details, complement KICKER's Marine speaker lineup.



KMTES8



KMTESW

- Works with any KICKER coaxials or KMS67 HLCD Component System
- Billet-aluminum mounting brackets and adapter inserts
- Available in black or white

AVAILABLE IN BLACK OR WHITE



KMMTES



KMMTESW



KMTED



KMMTES:	Mini Tower	Enclosures 4-Inch (100mm)	Drivers, pair
KMTES:	Tower	Enclosures 6-Inch (160mm) 6-1/2-Inch (165mm)	Drivers, pair
KMTED:	Tower	Dual Enclosures Dual 6-Inch (160mm) 6-1/2-Inch (165mm)	Drivers, pair
KMTES8:	Tower	Enclosures 8-Inch (200mm)	Drivers, pair





**GO**   
**OVERBOARD!**



# *SPEAKERS & SUBS*



## L7S™ SUBWOOFERS

The L7S™ is a cutting-edge, square-sub design from the award-winning KICKER Solo-Baric® line that is the most recognizable woofer in the industry. The unique design ultimately means more cone area, more air displacement and more raw bass than a conventional round subwoofer. And when installed in its optimum sealed enclosure, the L7S is weather-proof for all fresh-water applications.

The L7S handles huge power and provides extreme output. The dual-voice-coil terminals are satin nickel-plated and spring-loaded for an attractive, reliable connection to larger gauge wire. The heavy-duty ribbon tinsel leads take your amplifier's power through a semi-progressive spider to voice coils equipped with high-temp copper windings, engineered to handle intense heat easily while delivering extraordinary power levels. To dissipate any excess heat, KICKER's UniPlate™ back plate and pole piece represent a single, solid unit, allowing heat to move away from the motor. Venting below the spider allows air to move and heat to escape.

You want grace under pressure. With patented corner-ribs to minimize distortion and a blue-stitched Santoprene surround helping to hold the massive cone structure in place, the L7S provides durability at high excursion without compromising sound quality.

In addition to the stable structure, the L7S revolves around KICKER's most advanced cone design, the injection-molded SoloKon™, which adds targeted strength for reliable performance and accurate response. The 360-degree, constant-contact back bracing adheres directly to every contour of the SoloKon square cone, maximizing the mechanical coupling of the motor while making the woofer as strong and responsive as possible.



L7S10

## L7S SUBWOOFER LED GRILLES (SOLD SEPARATELY)

Big bass needs big protection. That's why you can get woofer-shielding square grilles made for the marine climate in white or charcoal! Each grille comes with color-changing, RGB LED lighting pre-installed to set the mood in your boat.

- Patented square-cone tech for more bass than same-sized round sub
- Outstanding sound quality and high power handling
- Ultra-rigid, one-piece SoloKon™ with vented, 360-degree back bracing
- Extreme durability in fresh-water applications only (not recommended for salt water)



L7S10



L7S12



L7S10

MULTI-COLOR RGB LED LIGHTING  
AVAILABLE IN 10" AND 12"



USE THE KMLC  
LED REMOTE  
WITH THIS  
PRODUCT!

speaker size: in, cm . power handling: watts PEAK/RMS . impedance: Ohms . Power handling assumes typical music program with minimal clipping; varies with enclosure size. See your KICKER dealer for complete details. Based on measurements of 4Ω models.

<b>L7S12: SIZE: 12, 30</b>	<b>POWER: 1500/750</b>	<b>IMPED: 2 or 4 DVC</b>	<b>MOUNT DEPTH: 6-13/16, 17.3</b>	<b>HOLE DIAM: 11-1/16, 28.1</b>	<b>OUTER DIAM: 12-15/16, 32.8</b>
<b>L7S10: SIZE: 10, 25</b>	<b>POWER: 1200/600</b>	<b>IMPED: 2 or 4 DVC</b>	<b>MOUNT DEPTH: 6-1/4, 15.9</b>	<b>HOLE DIAM: 9-5/16, 23.7</b>	<b>OUTER DIAM: 11, 28.04</b>













KM12



KM12



KM10



KM12 Grille  
(Sold separately)



KM10 Grille  
(Sold separately)

## KM-SERIES SUBWOOFERS

The eight KICKER KM Marine Subwoofers deliver superior bass, in or out of an enclosure. Co-molded woofer cones and butyl surrounds create a superior seal, while tooled polycarbonate baskets, front and rear gasketing, and ASTM salt/fog\* and UV\*\* certification make this one of the loudest, longest lasting subs you'll ever put on your boat.

Made to thrive on the water, KM subs are equipped with a splash-resistant, sealed motor structure and locking terminal cover, so the beating heart of the sub is kept perfectly dry and playing hard!

KMF Freeair Subwoofers are perfect for creating big bass without an enclosure. As weatherproof and marine-ready as their KM cousins, all you have to do is mount and power them. Instant bass!

KICKER KM Subwoofers thrive in a sealed or vented enclosure. You get the solid, weatherproof low-end you need to feel the beat on your boat.

Both KM Subwoofer styles are now available in two sizes (10- and 12-inch) and two impedances (2- or 4-Ohm single voice coil) for the flexibility to design your system, your way.

\*ASTM B117 200 hr. Salt Fog Test  
\*\*ASTM G154 400 hr. Accelerated UV Test

- KM designed specifically for sealed or ported enclosures
- KMF designed specifically for freeair applications
- Charcoal or White grilles featuring multi-color LED lighting sold separately

speaker size: in, cm . power handling: watts PEAK/RMS . frequency response in Hz . Power handling assumes typical music program with minimal clipping. See your KICKER dealer for complete details.

### STANDARD MARINE

KM12	WOOFER: 12, 30	POWER: 500/250	IMPED: 2 or 4 SVC	MOUNT DEPTH: 5.5, 13.9	HOLE DIAM: 11, 27.9	OUTER DIAM: 13, 32.95
KM10	WOOFER: 10, 25	POWER: 500/250	IMPED: 2 or 4 SVC	MOUNT DEPTH: 5, 12.7	HOLE DIAM: 9-3/16, 23.2	OUTER DIAM: 10-11/16, 27.1

### FREEAIR MARINE


KMF12	WOOFER: 12, 30	POWER: 500/250	IMPED: 2 or 4 SVC	MOUNT DEPTH: 5.5, 13.9	HOLE DIAM: 11, 27.9	OUTER DIAM: 13, 32.95
KMF10	WOOFER: 10, 25	POWER: 500/250	IMPED: 2 or 4 SVC	MOUNT DEPTH: 5, 12.7	HOLE DIAM: 9-3/16, 23.2	OUTER DIAM: 10-11/16, 27.1

## KM-SERIES SUBWOOFER LED GRILLES (SOLD SEPARATELY)

- Made for KM/KMF 10- and 12-inch subwoofers, these grilles protect – brilliantly! RGB LED-equipped and molded from thick ABS plastic, the grilles come in white or charcoal.
- Perfect for fresh and salt water, these waterproof grilles provide years of protection for your bass, while thick silicone-coated LEDs give your boat an added flare!



USE THE KMLC  
LED REMOTE!




KLSR12  
12-inch single

KLSR10  
10-inch single

## KLSR LED SPEAKER RINGS

- Light up the night with easily mountable, multi-color LED rings
- Seven colors, upgradable to 20 colors and 19 active modes with the KMLC LED Remote Control (sold separately)
- Weather-proof, half-inch spacers fit directly behind your speaker





## TB-SERIES COMPACT WEATHERPROOF SUB SYSTEMS

Use KICKER TB Subs in a boat! Made to withstand the outdoors, we recommend TB-Series Subwoofer Systems in freshwater boating applications, and mounted horizontally for deepest bass and best acoustical results. Horizontal TB Subs mount perfectly inside furniture like the lounge backrest, or possibly inside the driver's helm box.

Built from thick ABS, the TB comes equipped with our active CompR® woofer, and the signature double red stitching creates an unrelenting bond between the Santoprene surround and polypropylene woofer cone.

A reFLEX® passive subwoofer is mounted on the opposite end of the TB tube enclosure for deep excursion with a small footprint.



### KM-SERIES MARINE SPEAKER/ RGB COMBO WIRE

- Durable 16AWG speaker wire that withstands the elements
- Flexible, reliable PVC jacket surrounds superior, tightly twisted OFC
- 18AWG RGB LED wire
- 150-foot bulk spool

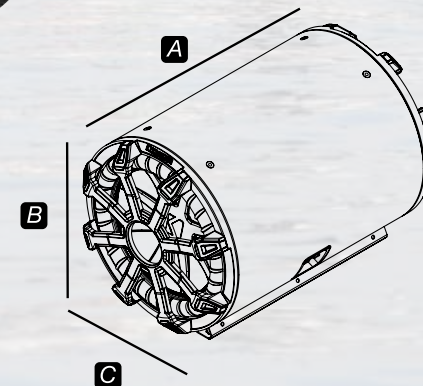
KMWRGB150: GAUGE: 16AWG/18AWG LENGTH: 150 ft spool

- Combines active CompR® sub with passive reFLEX® sub for outstanding bass
- Thick, cylindrical ABS enclosure protects woofers loaded on each end
- Innovative bracketing system allows for horizontal mounting

TB8



TB10



speaker size: in, cm . power handling: watts PEAK/RMS . impedance: Ohms .Power handling assumes typical music program with minimal clipping; varies with enclosure size. See your KICKER dealer for complete details. Based on measurements of 4Ω models.

TB10: 10, 25	POWER: 800/400	IMPEDANCE: 2 or 4	DIM A: 16-9/16, 42.1	DIM B: 10-3/4, 27.3	DIM C: 10-5/8, 27
TB8: 8, 20	POWER: 600/300	IMPEDANCE: 2 or 4	DIM A: 12-7/8, 32.8	DIM B: 8-5/8, 21.9	DIM C: 8-1/2, 21.6













KM65 with LED accent lighting and grilles



KM8 with LED accent lighting



KM4 comes with charcoal and white grilles (no LEDs)

GRILLES AVAILABLE IN CHARCOAL OR WHITE  
MULTI-COLOR LED LIGHTING

### KMLC LED CONTROLLER (SOLD SEPARATELY)

- Provides multi-function control of LED lighting in KICKER Marine Coaxials, Towers and Subwoofers
- Ultra-slim remote manages 20 different colors
- 19 dynamic modes, including adjustable brightness, fade, speed/strobe and auto save



## KM-SERIES COAXIAL SPEAKERS

Boaters everywhere will enjoy KM-Series Marine Coaxial Speakers, now in even more sizes and available with both charcoal and white grilles. They all retain all the spectacular highs and lows for which KICKER Speaker Systems are known, with the added convenience of multiple size options to fit virtually any application. Designed for the simplest of speaker installations, it's a breeze to get live-quality, full-range audio designed specifically for a marine environment.

The KM4 packs a lot of power into a pair of 4-inch midrange speakers and quality 1/2-inch tweeters. Available in either 2- or 4-Ohm models, it fits perfectly into KICKER KMMTES 4-inch Empty Enclosures for boat towers (sold separately). KM4 comes standard with both white and charcoal grilles.

The KM65 includes two 6-1/2-inch midrange speakers and 3/4-inch tweeters. The KM65 is available with or without RGB LED lighting with both white and charcoal grilles.

The KM8 is similar in color, available in 4-Ohm, and the 8-inch mids and 1-inch tweeters will brighten any boating experience with multi-color LED lights that can be changed to fit your mood. The KM8 comes standard with both white and charcoal grilles.

All models of KICKER Marine Coaxials meet or exceed industry standards for environmental humidity and corrosion\* and for material degradation due to UV exposure.\*\* UV treatments on the coaxials' injection-molded cones, Santoprene® surrounds, baskets and grilles help all models to maintain in marine environments. These speakers can endure most any weather conditions with splash- and spray-resisting sealed motors, cones and locking terminal covers. Speaker hardware is forged from rustproof, 316L stainless-steel.

\* ASTM B117 200 hr. Salt Fog Test  
\*\* ASTM G154 400 hr. Accelerated UV Test

- Optional, multi-color LED accent lighting
- Packaged with both charcoal and white grilles
- Designed specifically for boat audio with weather-proof qualities

speaker size: in, mm . power handling: watts PEAK/RMS . frequency response in Hz . Power handling assumes typical music program with minimal clipping; varies with enclosure size. See your KICKER dealer for complete details.

<b>KM4</b>	<b>WOOFER: 4, 100</b>	<b>TWEETER: 1/2, 13</b>	<b>POWER: 150/50</b>	<b>FREQ: 60-20k</b>	<b>IMPED: 2 or 4</b>
	<b>MOUNT DEPTH: 1-7/8, 48</b>	<b>HOLE DIAM: 3-13/16, 97</b>	<b>OUTER DIAM: 5-1/8, 130</b>		
<b>KM65</b>	<b>WOOFER: 6-1/2, 165</b>	<b>TWEETER: 3/4, 20</b>	<b>POWER: 195/65</b>	<b>FREQ: 35-21k</b>	<b>IMPED: 4</b>
	<b>MOUNT DEPTH: 2-7/8, 72</b>	<b>HOLE DIAM: 5-1/8, 130</b>	<b>OUTER DIAM: 6-7/8, 174.1</b>		
<b>KM8</b>	<b>WOOFER: 8, 200</b>	<b>TWEETER: 1, 25</b>	<b>POWER: 300/150</b>	<b>FREQ: 30-21k</b>	<b>IMPED: 4</b>
	<b>MOUNT DEPTH: 3-1/4, 82</b>	<b>HOLE DIAM: 6-11/16, 170</b>	<b>OUTER DIAM: 8, 204.1</b>		

### KLSR LED SPEAKER RINGS

- Light up the night with easily mountable, multi-color LED rings
- Seven colors, upgradable to 20 colors and 19 active modes with the KMLC LED Remote Control (sold separately)
- Weather-proof, half-inch spacers fit directly behind your speaker



KLSR8  
8-inch pair

KLSR65  
6.5-inch pair





# POWER AMPLIFIERS





**GO**   
**OVERBOARD!**





# KXM-SERIES POWER AMPLIFIERS

The KXM-Series takes proven technologies and advanced components to the water. Based on the powerful KICKER KX-Series of mobile amps, the weather-resistant marine amps utilize class-leading features for unbelievable sound in the boating environment, in the most compact chassis to date.

KXM-Series Marine Amplifiers are available in six models: a 1,200-watt mono amplifier, a hybrid 5-channel for a full system solution, two-channel amplifiers with up to 1,200 watts of power, a 400-watt, 4-channel model, and now a massive 8-channel, 800-watt amplifier. All six KICKER marine power plants supply Class-D amplification for the best in efficiency, flexibility and sound quality without draining your boat's battery.

A wireless remote control comes with the KXM-Series mono and five-channel amplifiers. The KXARC remote uses Bluetooth LE® (Low Energy) communication to provide outstanding range and extraordinary battery life. Monitor and change features like gain, SHOCwave™, phase and clipping from anywhere on the boat.

The SHOCwave Bass Restoration processor is built into all mono and five-channel marine amplifiers. Experience the bass you've been missing in your digital media, then customize the sound with the wireless KXARC remote.

Mono and five-channel KXM-Series Amplifiers include 1-Ohm stability and 18 decibels of KickEQ+™ parametric bass boost. A variable subsonic filter is also included to make your bass powerful, accurate and depth-charge deep!

KXM-Series Amps are built for playing outdoors. Power, speaker and input connections are gasket-sealed, as is the control cover, for a water-resistant barrier to key components. The internal circuit boards are protected by a conformal coating for water and dirt resistance, plus all power connections meet ABYC/NMMA standards. Stainless-steel mounting hardware prevents rust stains on carpeting and gel coat, and the chassis' anodized finish battles harsh solar rays.

They feature an optimized circuit layout for the most efficient use of components, the smallest footprint and clearest sound quality. KXM-Series Amplifiers also come loaded with variable active crossover, digital preamplifier and FIT2™ (Fail-safe Integration Technology) circuitry for superior clarity and dependability that works with nearly every radio on the planet.

- Superior sound quality and weather-resistant power
- Amps with sub channels stable to 1 Ohm
- Wireless remote (KXMA.1/KXMA.5) with SHOCwave™ Bass Restoration
- FIT2™ (Fail-safe Integration Technology) to work with any radio



KXMA800.8



KXMA800.8



KXMA800.8



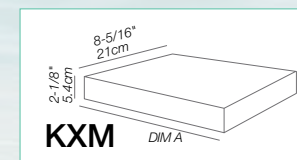
## KXARC BLUETOOTH REMOTE

Wireless Bluetooth LE® remote comes with KXMA1200.1 and KXMA800.5

all power listed in watts per channel . dimensions in in, cm

### MULTI-CHANNEL

<b>KXMA400.4</b>	POWER 2Ω STEREO: 100x4	POWER 4Ω BRIDGED MONO: 200x2		DIM A: 11-3/16, 28.4	
<b>KXMA800.5:</b>	POWER 2Ω STEREO: 100x4	POWER 4Ω BRIDGED MONO: 200x2	CLASS D 2Ω MONO: 400	DIM A: 12-3/4, 32.4	REMOTE BASS
<b>KXMA800.8:</b>	POWER 2Ω STEREO: 100x8	POWER 4Ω BRIDGED MONO: 200x4		DIM A: 14-3/4, 37.4	
<b>STEREO</b>					
<b>KXMA400.2:</b>	POWER 2Ω STEREO: 200x2	POWER 4Ω BRIDGED MONO: 400		DIM A: 9-9/16, 24.4	
<b>KXMA1200.2:</b>	POWER 2Ω STEREO: 600x2			DIM A: 11-3/16, 28.4	
<b>MONO</b>					
<b>KXMA1200.1:</b>	POWER 2Ω MONO: 1200			DIM A: 9-9/16, 24.4	REMOTE BASS



MEMBER OF  
**NMMA**  
National Marine Manufacturers Association







## KM-SERIES POWER AMPLIFIERS

KM-Series Marine Amplifiers are an affordable way to get KICKER power on the water. Available in four flexible models, the KM line offers a powerful 600-watt mono amp as well as a two-, four- and super-flexible six-channel amps!

Purpose-built for your boat, every KM amp comes complete with marine-grade speaker terminals, stainless-steel screws, conformal-coated circuit boards and ABYC/NMMA-compliant power connections.

A 12dB crossover controls the sonic response of your speakers, while a 24dB subsonic filter on the KMA600.1 and KMA450.6 actively filters out damaging ultra-low frequencies.

The KMA450.6 powers up to three independent full-range zones. Whether you're swimming, wakeboarding or tubing, this six-channel 450-watt amp gives you an easy way to get the perfect volume levels in the water and on the boat at the same time. Control the volume of one zone with the receiver, and the other zone with the included KMARC remote level control.



KMA450.6



KMA450.6



KMA450.6

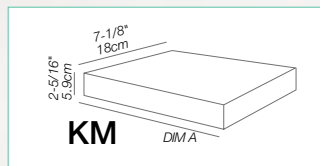
- Reliable, weather-resistant power and performance
- ABYC/NMMA-compliant features
- Three-zone capability with the KMA.6



KMA450.6

### KMARC REMOTE LEVEL CONTROL

Dial in the volume on the KMA.1 and KMA.6 with the dash-mount remote.



all power listed in watts per channel . dimensions in in, cm

#### MULTI-CHANNEL

<b>KMA300.4:</b>	<b>POWER 2Ω STEREO:</b> 75x4	<b>POWER 4Ω BRIDGED MONO:</b> 150x2	<b>DIM A:</b> 12-7/16, 31.5	
<b>KMA450.6</b>	<b>POWER 2Ω STEREO:</b> 75x6	<b>POWER 4Ω BRIDGED MONO:</b> 150x3	<b>DIM A:</b> 13-15/16, 35.3	<b>REMOTE INCLUDED</b>
<b>STEREO</b>				
<b>KMA150.2:</b>	<b>POWER 2Ω STEREO:</b> 75x2	<b>POWER 4Ω BRIDGED MONO:</b> 150x1	<b>DIM A:</b> 8-1/16, 20.5	
<b>MONO</b>				
<b>KMA600.1:</b>	<b>POWER 2Ω MONO:</b> 600x1		<b>DIM A:</b> 8-1/16, 20.5	<b>REMOTE INCLUDED</b>



MEMBER OF



National Marine Manufacturers Association



**GO**  
**OVERBOARD!**







*SOURCE UNITS*





## KMC2 GAUGE MEDIA CENTER/ KMC3 ALL-IN-ONE MEDIA CENTER

2 looks – one great tuner!

The KMC3 and KMC2 Media Centers are made specially for marine and outdoor use, equipped with an AM/FM tuner and large, backlit buttons that let you adjust power, volume, seek, tuning, pause/play and mute. Built-in Bluetooth® easily pairs with your device for wireless music streaming from up to 30 feet away. With USB charging and RCA aux-inputs standard, these receivers are ready to play virtually any source you want – whenever you want. The built-in, 72-watt (RMS) amplifier delivers as much as 20 watts per channel into four channels. A full-range RCA output lets you connect KICKER marine amplifiers to the system, for an even bigger party!

Using a clever APS (auto preset system), the KMC3 and KMC2 automatically memorize the strongest radio stations in your immediate area. Customize your sound with user-definable equalizer settings, or use one of the convenient pre-made settings for rock, classical, flat or pop. The bass, treble, balance and fader are always adjustable with the press of a button.

The anti-glare LCD display lets you view information during all times of the day and weather. As with all KICKER Marine gear, the KMC3 and KMC2 are UV- and salt/fog-rated for long life and includes stainless-steel hardware for a flawless installation that lasts.

- AM/FM/USB/Bluetooth streaming receiver
- Anti-glare LCD display for day or night
- Customizable EQ with four supplied presets



KMC2



KMC3



MEMBER OF



National Marine Manufacturers Association



# SOURCE UNIT ACCESSORIES

## KRC12 REMOTE COMMANDER

(use with KICKER KMC3 or KMC2)

Control your music from anywhere on the boat with the KRC12 Wired Remote Commander. Whether you're topside or in the cabin, this flexible remote lets you instantly change the source, volume and track with the press of a button. Comes with its own 25-foot cable, and provides a simple one-wire hook-up.

KICKER also offers marine accessories that make the KRC12 even more convenient, like a 25-foot extension cable (KRCEXT25) making control easy from the far corners of a boat. Also, a Y-cable splitter (KRCY1) lets you add multiple remotes to install around your boat.



KRC12



KRCEXT25 provides 25 feet of cable from the source to reach the farthest corners of your boat.



KRCY1 Y-Cable Splitter lets you add multiple remotes around your boat.



KRC15

## KRC15 DIGITAL COMMANDER REMOTE

The KRC15 is the vital remote accessory for the KICKER KMC20 and KMC10 Media Centers (now discontinued).



MEMBER OF



National Marine Manufacturers Association







# ACCESSORIES



# COMING SOON!

KICKER believes that in-house engineering by boat owners, for boat owners, results in wire and accessories that will thrive in fresh or salt water for years to come. KICKER Marine Power and Signal Accessories are a complete wiring solution, built to the highest standards in the marine industry.

## MARINE POWER WIRE

To ensure maximum power transfer and reliability, KICKER takes pure, full-spec OFC copper wire is tinned to prevent corrosion. Compliant with Coast Guard and ABYC standards, the power cable features soft, flexible jacketing that makes installation easy, even when running cable around corners.

## MARINE SPEAKER WIRE

Engineered to withstand the toughest marine environments, the KMWRGB150 is a purpose-built wire made to connect both your speaker and LED lights, using OFC 16 AWG wire for the speaker and 18 AWG for the RGB connections, and is nickel-tinned to resist corrosion. The large 18 AWG RGB wire aids in preventing voltage sag and meets USCG standards for wiring in new boats.

KICKER Marine speaker wire also comes in a single pair 16 AWG option, made to the same stringent specs as the speaker/RGB cable.

## MARINE INTERCONNECTS

KICKER Marine Interconnects are purpose-made for life on the water. The RCA cables feature split-pin connections and OFC wire for superior bass response and signal clarity. The PVC jacketing is extended to completely cover the ground ring, providing a superior seal between the elements and your amplifier. All marine RCA cables feature an ultra-slim union for snag-free cable routing in tight places.

## MARINE POWER DISTRIBUTION

When it comes to powering your boat's amplifiers, keeping your cabling safe means keeping your passengers safe. KICKER is the only 12-volt aftermarket brand to offer a power distribution system that meets Coast Guard and ABYC standards, and is so safe it can be used in new boat construction. KICKER's MRBF fuses also meet SAE-J1171 standards for ignition protection, and are IP66 rated.

## MARINE POWER KITS

Get all the power you need in this convenient marine amp kit. Available in 4 and 8 AWG options, the kits come complete with fuse, fuse holder, power and ground cabling, plus remote wire.

**GO**  
**OVERBOARD!**



# AMP SPECIFICATIONS

## KXM-SERIES

MODEL [at 14.4V]:	KXMA400.2	KXMA1200.2	KXMA400.4	KXMA800.8	KXMA800.5	KXMA1200.1
POWER [watts/ch], 2 OHM STEREO:	200 x 2	600 x 2	100 x 4	100 x 8	100 x 4	N/A
POWER [watts/ch], 4 OHM BRIDGED MONO:	400 x 1	N/A	200 x 2	200 x 4	200 x 2	N/A
POWER [watts/ch], CLASS D 2 OHM MONO:	N/A	N/A	N/A	N/A	400 x 1	1200 x 1
COMES WITH WIRELESS REMOTE:	No	No	No	No	Yes	Yes
DIMS [in] all models 2-1/8H x 8-5/16W x ...L	9-9/16	11-3/16	11-3/16	14-3/4	12-3/4	9-9/16
DIMS [cm] all models 5.4H x 21.0W x ...L	24.4	28.4	28.4	37.4	32.4	24.3
FREQUENCY RESPONSE [Hz]:	10-20k, +/-1dB	10-20k, +/-1dB	10-20k, +/-1dB	10-20k, +/-1dB	10-20k (KXM.5 mono 10-160), +/-1dB	10-160, +/-1dB
INPUT SENSITIVITY:	High Level 250mV-10V, Low Level 125mV-5V	High Level 250mV-10V, Low Level 125mV-5V	High Level 250mV-10V, Low Level 125mV-5V	High Level 250mV-10V, Low Level 125mV-5V	High Level 250mV-10V, Low Level 125mV-5V	High Level 250mV-10V, Low Level 125mV-5V
SIGNAL-TO-NOISE RATIO:	>95dB, a-weighted, re: rated power	>95dB, a-weighted, re: rated power	>95dB, a-weighted, re: rated power	>95dB, a-weighted, re: rated power	>95dB, a-weighted, re: rated power	>95dB, a-weighted, re: rated power
ACTIVE CROSSOVER:	24dB/octave, variable high pass 10-500Hz, variable low pass 40-500Hz, selectable high pass, low pass, all pass or band pass, w/10x switch for lo pass	24dB/octave, variable high pass 10-500Hz, variable low pass 40-500Hz, selectable high pass, low pass, all pass or band pass, w/10x switch for lo pass	(amp1) 24dB/octave, variable 10-500Hz, selectable high pass, low pass or all pass, w/10x switch; (amp2) 24dB/octave, variable high pass 10-500Hz, variable low pass 40-500Hz, selectable high pass, low pass, all pass or band pass, w/10x switch for lo pass	Amp 1 and Amp 2: OFF/HP/LP; 24dB/octave, variable 10-5,000Hz with 10x switch; Amp 3 and Amp 4: OFF/HP/LP/BP; 24dB/octave, variable HP, 10-500Hz; Variable LP, 40-5,000Hz with 10x switch	Full-Range - (amp1) 24dB/octave, variable 10-500Hz, selectable high pass, low pass or all pass, w/10x switch; (amp2) 24dB/octave, variable high pass 10-500Hz, variable low pass 40-500Hz, selectable high pass, low pass, all pass or band pass, w/10x switch for lo pass; KXM.5 mono - 24dB/octave, variable 40-160Hz low pass only	24dB/octave, variable 40-160Hz, low pass only
SUBSONIC FILTER [KXMA.5 and KXMA.1]:	N/A	N/A	N/A	N/A	(mono only) 24dB/octave, high-pass variable 10-80Hz	24dB/octave high-pass variable 10-80Hz
KickEQ BOOST:	Variable to +18dB, centered @ 40Hz	Variable to +18dB, centered @ 40Hz	Variable to +18dB, centered @ 40Hz	Variable to +18dB, centered @ 40Hz	(mono only) variable to +18dB, centered 20-80Hz, variable Q 1-5	variable to +18dB, centered 20-80Hz, variable Q 1-5

## KM-SERIES

MODEL [at 14.4V] :	KMA150.2	KMA300.4	KMA450.6	KMA600.1
POWER [watts/ch], 2 OHM STEREO	75 x 2	75 x 4	75 x 6	N/A
POWER [watts/ch], 4 OHM BRIDGED MONO:	150 x 1	150 x 2	150 x 3	N/A
POWER [watts/ch], CLASS D 2 OHM MONO:	N/A	N/A	N/A	600 x 1
COMES WITH REMOTE:	No	No	Yes	Yes
DIMS [in] all models 2-5/16H x 7-1/8W x ...L	8-1/16	12-7/16	13-15/16	8-1/16
DIMS [cm] all models 5.9H x 18.0W x ...L	20.5	31.5	35.3	20.5
FREQUENCY RESPONSE [Hz]:	10-20k, +/-1dB	10-20k, +/-1dB	10-20k, +/-1dB	25-200, +/-1dB
INPUT SENSITIVITY:	High Level 250mV-10V, Low Level 125mV-5V	High Level 250mV-10V, Low Level 125mV-5V	High Level 250mV-10V, Low Level 125mV-5V	High Level 250mV-10V, Low Level 125mV-5V
SIGNAL-TO-NOISE RATIO:	>95dB, a-weighted, re: rated power	>95dB, a-weighted, re: rated power	>95dB, a-weighted, re: rated power	>95dB, a-weighted, re: rated power
ACTIVE CROSSOVER:	12dB/octave, variable 50-200Hz, selectable high pass, low pass or all pass	12dB/octave, variable 50-200Hz, selectable high pass, low pass or all pass	Amp 1 and Amp 2: HP only; 12dB/octave, variable 0-200Hz; Amp 3: OFF/HP/LP; 12dB/octave, variable, 25-200Hz	12dB/octave, variable 50-200Hz, low pass only
SUBSONIC FILTER	N/A	N/A	(Amp 3 only) 24dB/octave, high-pass fixed @ 25Hz	24dB/octave high-pass fixed @ 25Hz
KickEQ™ BOOST	Variable to +12dB, centered @ 40Hz	Variable to +12dB, centered @ 40Hz	(Amp 3 only) Variable to +12dB, centered @ 40Hz	Variable to +12dB, centered @ 40Hz

### KXM CEA-2006 SPECS

Description/Model	400.4	800.5	800.8	400.2	1200.1	1200.2
Rated Pwr., 4Ohm/Ch, 14.4Vdc, 1% THD (Watts)	50x4	50x4 200x1	50x8	100x2	600x1	300x2
Signal to Noise Ratio (dB) (ref: 1W, A-weighted)	-75	-75	-75	-75	-75	-75

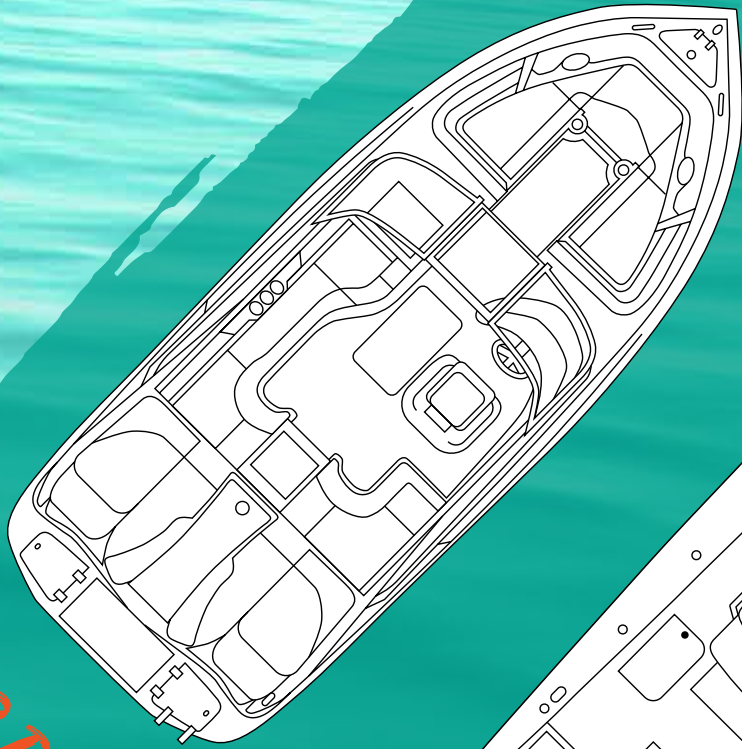


### KM CEA-2006 SPECS


Description/Model	300.4	450.6	150.2	600.1
Rated Pwr., 4Ohm/Ch, 14.4Vdc, 1% THD (Watts)	40x4	40x6	40x2	300x1
Signal to Noise Ratio (dB) (ref: 1W, A-weighted)	-75	-75	-75	-75

**GO**  
**OVERBOARD!**

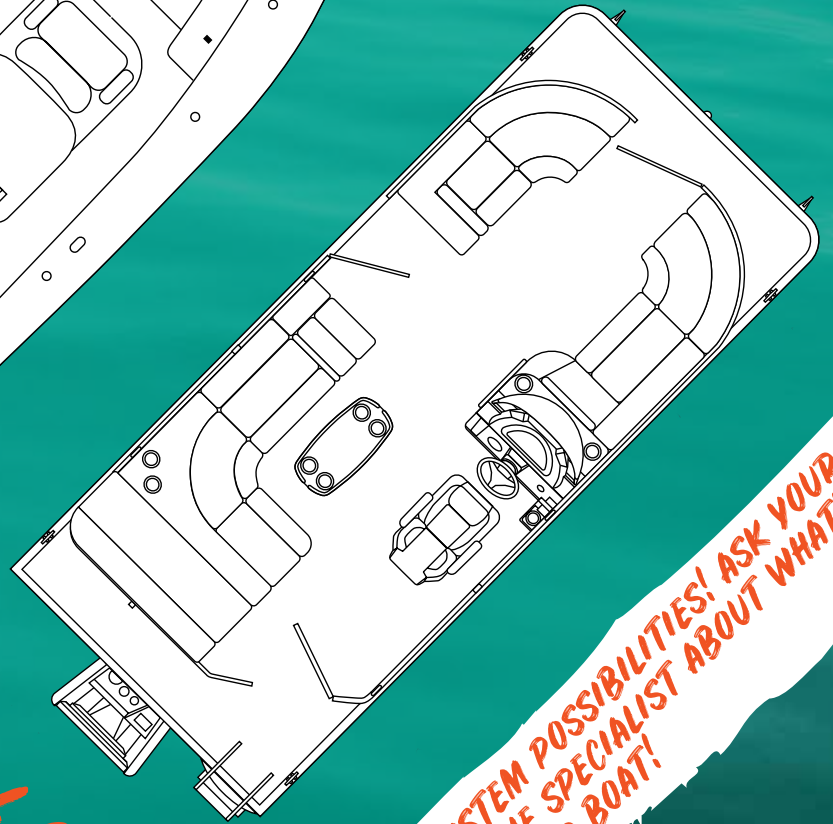
**SPRAY**



**FISH**



**PLAY**



**ENDLESS SYSTEM POSSIBILITIES! ASK YOUR  
KICKER MARINE SPECIALIST ABOUT WHAT'S  
RIGHT FOR YOUR BOAT!**



# KICKER®

## POWERSPORTS



Your ride just got a lot more fun! Whether it's in the mud, on the road or on the trail, our weatherproof amps, subs and speaker lines like to get loud, get dirty and play!





**GET DIRTY**



# KICKER® POWERSPORTS



## THE LEADERS IN POWERSPORTS AUDIO

//The titans of on- and off-road audio join forces! KICKER and SSV Works™ have worked together to create a pair of complete audio solutions, custom-made for the Polaris® RZR® 900S, 1000 or 1000 Turbo, the Polaris GENERAL™, and the Can-Am® Maverick X3®. These PHASE™ kits are comprised of 5- and 3-speaker audio solutions that include a receiver, a pair of amplifiers, speakers, a subwoofer and vehicle-specific enclosures.

//SSV Works enclosures are made of marine-grade fiberglass and are formed to fit the contours of each vehicle. The glove-box subwoofer enclosure completely replaces the factory glove box, and includes a powerful KICKER CompRT® 10-inch, thin-mount subwoofer made for running in the outdoors.

//The footwell enclosures are mounted high on the kick panel to allow for maximum boot room, while the cage-mounted rear speaker pods (in the PHASE 5 kits only) mount behind the seats. Both enclosures are made to accept the included KICKER 6.5-inch weather-proof coaxial speakers, featuring UV-treated polypropylene cones and titanium tweeters and an integrated moisture draining system to ensure excellent sound quality and long life on the trail.

//The custom SSV Works under-dash bracket holds two pre-tuned KICKER powersports amplifiers: the compact PXA500.1 for the subwoofer and PXA300.4 for the midrange drivers. The system also comes with an SSV Works MRB3 AM/FM/Bluetooth® receiver, custom bracket and charging USB/AUX inputs.

//Both kits also include an AM/FM antenna and all mounting hardware. Wiring harnesses are cut to length and pre-terminated with quick connects for easy installation.

//Look for more off-road audio solutions from KICKER and SSV Works in the near future!

SSV Works is a trademark of SSV Works, Inc. Polaris and RZR are registered trademarks of Polaris Industries Inc. GENERAL is a trademark of Polaris Industries Inc. Can-Am and X3 are registered trademarks of Bombardier Recreational Products Inc., or its affiliates. All other trademarks are the property of their respective owners.







**COLLABORATE**





# PHASE 3 & 5 SPEAKER KITS



- A. SSV Works Direct-Fit Mounting system with 2 kicker amps
  - B. SSV Works Direct-Fit RZR Dash Kit with MRB3 Bluetooth Receiver
  - C. SSV Works Kick Pods with Kicker 6.5" Marine Speakers
  - D. SSV Works Glovebox Enclosure with Kicker 10" Subwoofer
  - E. SSV Works Cage Mount Pods with Kicker 6.5" Marine Speakers (5-speaker kit only)
- Plug-&-Play Harness Cables and Wiring



2018 SEMA  
  
 GLOBAL  
 MEDIA AWARDS  
 WINNER



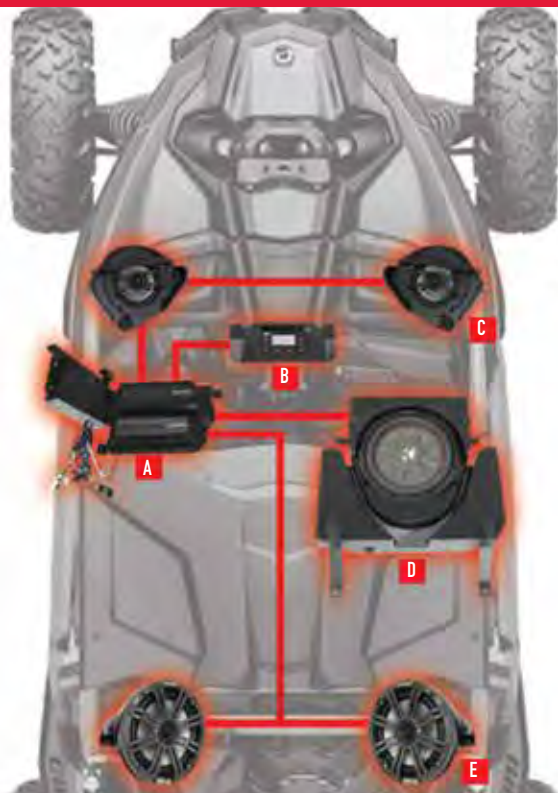
**PHASE 5 5-SPEAKER AUDIO KIT**



**PHASE 3 3-SPEAKER AUDIO KIT**




# COMPLETE PLUG-&-PLAY POWERSPORTS AUDIO SOLUTIONS



## PHASE 3 & 5 SPEAKER KITS

**CAN-AM**   
**MAVERICK X3**

- A. SSV Works Direct-Fit Mounting system with 2 Kicker amps
  - B. SSV Works Direct-Fit X3 Dash Kit with MRB3 Bluetooth Receiver
  - C. SSV Works Dash Pods with Kicker 4" Speakers
  - D. SSV Works Underseat Enclosure with Kicker 10" Subwoofer (Driver or Passenger)
  - E. SSV Works Cage Mount Pods with Kicker 6.5" Marine Speakers (5-speaker kit only)
- Plug-&-Play Harness Cables and Wiring



 **POLARIS**  
**GENERAL**  
★★★★★

- A. SSV Works Direct-Fit Amp Mounting System with 2 Kicker amps
  - B. SSV Works Direct-Fit RZR Dash Kit with MRB3 Bluetooth Receiver
  - C. SSV Works Kick Pods with Kicker 6.5" Marine Speakers
  - D. SSV Works Glovebox Enclosure with Kicker 10" Subwoofer
  - E. SSV Works Cage Mount Pods with Kicker 6.5" Marine Speakers (5-speaker kit only)
- Plug-&-Play Harness Cables and Wiring

**EVERYTHING IN ONE BOX, TRUE PLUG-AND-PLAY, NO CUTTING, NO CRIMPING.**

**NOW GET A PHASE 5 5-SPEAKER KIT OR A PHASE 3 3-SPEAKER KIT FOR YOUR RZR, YOUR GENERAL, OR YOUR MAVERICK X3!**



Whether you're cruising down the boulevard or on a road trip, love every note of your music with KICKER's new Harley-Davidson Upgrade Kits! These award-winning, high-power, two- or four-channel systems are completely plug-and-play, delivering the thrill and musical accuracy of a live-concert experience on your Harley! Built to deliver incredible sonic accuracy with or without a helmet on, these purpose-built weatherproof speakers, coupled with ultra-efficient amplifiers cut through the sound of the wind and motor with ease.

Use the TRHDP Audio Programmer to quickly flash and equalize the factory radio like a pro for the very best sound!

KICKER makes Audio Upgrade Kits for 1996-newer Road Glides®, Street Glides® and Electra Glides®. Kits include:

- 6.5- or 5.25-inch weather-proof coaxial speaker pair
- Polypropylene woofer cones with inverted surrounds for max excursion
- Super-efficient, 20mm neo-titanium-dome tweeters, bridge-mounted
- Neodymium magnet structure to reduce weight for superb bike balancing
- Extreme volume level for clear music reproduction through helmets
- Small-footprint, high-power amp with very low current draw
- Custom-fit, stainless-steel mounting bracket for amp
- All necessary hardware and custom wiring harness
- 100% plug-and-play installation
- 6.5-inch Max Recommended Amp Power (peak/RMS): 120W/60W
- 5.25-inch Max Recommended Amp Power (peak/RMS): 100W/50W
- 4-ch. Amp - RMS Power (watts/ch.) @14.4 Volts, 2 Ohms: 75 x 4
- 2-ch. Amp - RMS Power (watts/ch.) @14.4 Volts, 2 Ohms: 50 x 2

Street Glide, Electra Glide and Road Glide are among the trademarks of H-D U.S.A., LLC.



**New Product  
Showcase  
Award Winner**

## POWER POINTS

- Very low current draw
- Integrated factory look
- Pre-terminated and insulated wiring included

\*select models



**DIRECT MOUNT INTO  
FACTORY LOCATIONS**







# PROGRAMMING MODULE FOR 2014-NEWER HARLEY-DAVIDSON® AUDIO KITS (46TRHDP)

Get the most out of your two-speaker KICKER Audio Kits for newer Harley-Davidson® motorcycles with this Audio Programming Module (TRHDP).

A custom-coded audio module built specifically for your Harley, the programmer works directly with your factory six-pin diagnostic port. In a few short steps, the module delivers simple on-screen directions to optimize your factory radio for peak performance of your KICKER Audio Kit's amplifier and speakers.

You get dramatically improved sound quality and power, fader control and even view/reset diagnostic codes!

It's a must with all 2014-newer Harley-Davidson motorcycles with a KICKER Motorcycle Audio Kit. Requires stock ECM.







## HDBL BAG LIDS AUDIO SYSTEMS

Made specifically for 2014-and-up Harley Davidsons, KICKER bag lids audio systems are made by bike owners – for bike owners. The bag lids are engineered in-house for superior sound quality with max durability, with gasketing, grilles and mounting hardware included. The smooth, black primer-coat finish is ready for use, or ready for paint, to give your lids the custom look you love. They are available as stand-alone bag lids, or as a complete audio solution (HDBL69) with water-proof KICKER PS69 Powersports Coaxial Speakers with pre-measured and terminated speaker harnesses.

### **POWER POINTS**

- Fits 2014-newer Harley-Davidson factory bags
- Includes speaker bracing and weather-proof seal to prevent moisture
- Works perfectly with stock locking mechanism







# PXiBT100.2 AMPLIFIED CONTROLLER

You don't need a radio to enjoy great tunes! This Bluetooth-enabled amplifier delivers an impressive 100 watts of power. An included crossover, auto turn-on/off circuitry and separate weatherproof display are all included. The illuminated display is easily read, with the active source and track controls both independently lit. A charging, audio-enabled USB input is included as well as a 3.5mm auxiliary input and a stereo full-range output for system expandability.

all power listed in watts per channel. dimensions in in, mm.

**PXiBT100.2: POWER 2Ω STEREO: 50x2 AMP DIMS: 1-5/8 x 3-7/16 x 7 (40 x 87 x 178)**

## POWER POINTS

- Makes your Bluetooth-enabled device the source unit in any vehicle
- Great for rod and custom, motorcycles, UTVs, golf cars, tractors, boats
- 2x50wRMS power at 2 Ohms
- Aux-input for non-Bluetooth devices; USB for quick-charge



DIMMING CONTROL INCLUDED  
SMALL FOOTPRINT TO MOUNT NEARLY ANYWHERE  
BLUETOOTH ENABLED  
EXTREMELY LOW POWER REQUIREMENTS





# PSM3 MINI-ENCLOSED SPEAKERS

Enhancing the tunes on your ride with handlebars but no fairing is convenient with PSM3 Mini-Enclosed Speakers. These weather-resistant little speakers mount directly onto handlebars, making installation a breeze and directing quality sound right where it matters most – to the ears.

The PSM3 is fully equipped with a full-range 3-inch driver pair loaded in durable, high-quality chrome-plated enclosures for incredible sound without the worry of environmental challenges. A handle-bar clamp attached to the enclosure locks onto handlebars with single-point mounting to resist vibrations. The PSM3 is a highly efficient accessory system, handling 50 watts (RMS) of amplified power and available in 2 or 4-Ohm models.

This system is so small that it adds very little weight to the front of your bike, while adding tons of quality sound that lifts above any road or wind noise. It is the perfect speaker solution for adding an audio boost to motorcycles, golf carts, scooters, jet skis and quads, especially those vehicles with no fairing. By combining the PSM3 with a KICKER PX-Series Bluetooth® Amplified Controller, a complete audio system can be created on almost any motorized vehicle.

speaker size: in, mm . power handling: watts PEAK/RMS . frequency response in Hz . Power handling assumes typical music program with minimal clipping; varies with enclosure size.  
**PSM3: IMPEDANCE: 2Ω or 4Ω      TYPE: 2-way      WOOFER: 3, 75      POWER: 100/50      FREQ: 100-15k**

## POWER POINTS

- Full-range, bullet-driver pair enclosed for incredible sound
- Designed for motorcycle handlebars and other vehicles with bars
- One-point mounting clamps that resist vibration



## CXARC REMOTE

An optional remote level control for the PX-Series Mono Amps lets you adjust your bass right from the dash.



Serving the Motor Vehicle Aftermarket  
**New Product Showcase**

**Award Winner**

**PX-Series Amplifiers are great for Powersports!**



PXA200.2 Stereo



PXA300.4 4-Channel



PXA200.1 Mono



PXA500.1 Mono



CompRT67

**Read more about the PX-Series and CompRT in the Front of this book.**





# PS-SERIES MOTORCYCLE COAXIALS

PSC65 and PS-Series Coaxials employ lightweight construction for proper bike handling, while offering exceptional clarity even at cruising speeds – even with a helmet on! A fully weatherproof design ensures your tunes last, no matter where the road takes you. The weather-resistant coaxial speakers with removable grilles are specifically designed for motorcycles, UTVs, golf carts, ATVs, marine or outdoor systems, created to resist the harshest elements and handle what Mother Nature can dish out.

PS4 Coaxials fit perfectly into Honda® Gold Wing fairing and rear-seat cut-outs. The PS4 system also fills KICKER 4-inch Empty Bullet Enclosures (KMMTES/sold separately), which fasten to motorcycle handlebars, Bimini tops or golf-cart roof supports.

As the largest driver set in the Powersports lineup, the rugged PS69 system utilizes heavy-duty ceramic magnets for high power handling and volume, ultra-clear and loud for music reproduction through helmets at highway speeds. Thoroughly weather-proof, they're great as a motorcycle bag-lid, side-by-side UTVs, or off-road Jeeps and other 4x4 vehicles.

Joining a coaxial lineup that already includes the PS5250, 5-1/4-inch set that fits Harley-Davidson® and Victory® motorcycles, PS-Series Speakers are available in both 2-Ohm and 4-Ohm impedances, so they are compatible with upgraded amps and stock head units.

speaker size: in, mm . power handling: watts PEAK/RMS . frequency response in Hz . Power handling assumes typical music program with minimal clipping; varies with enclosure size.

<b>PS4:</b>	<b>WOOFER: 4, 100</b>	<b>TWEETER: 3/4, 20</b>	<b>POWER: 60/30</b>	<b>FREQ: 100-20k</b>	<b>IMPEDANCE: 2 or 4</b>
<b>PS5250:</b>	<b>WOOFER: 5-1/4, 130</b>	<b>TWEETER: 3/4, 20</b>	<b>POWER: 100/50</b>	<b>FREQ: 60-20k</b>	<b>IMPEDANCE: 2 or 4</b>
<b>PSC65:</b>	<b>WOOFER: 6-1/2, 160</b>	<b>TWEETER: 3/4, 20</b>	<b>POWER: 120/60</b>	<b>FREQ: 40-20k</b>	<b>IMPEDANCE: 2 or 4</b>
<b>PS69:</b>	<b>WOOFER: 6X9, 150X230</b>	<b>TWEETER: 3/4, 20</b>	<b>POWER: 180/90</b>	<b>FREQ: 40-20k</b>	<b>IMPEDANCE: 2 or 4</b>

PS4



PS69



+ LIGHTWEIGHT MATERIALS THROUGHOUT  
MEAN YOUR STEERING IS UNAFFECTED

PSC65



NEODYMIUM MAGNETS FOR HIGH POWER AND LOW WEIGHT+

POLYMER BASKET FOR LIGHTWEIGHT STRENGTH+

WATERPROOF SUSPENSION SYSTEM+

TREATED SURROUND WICKS AWAY MOISTURE+

BUILT FOR A PERFECT FIT WITHOUT MODIFICATIONS+

MADE TO SOUND GREAT WHILE RIDING – EVEN WITH A HELMET ON!+

MODEL (at 14.4V):	PX-SERIES MONOBLOCK AMPLIFIER PXA200.1	PX-SERIES MONOBLOCK AMPLIFIER PXA500.1	PX-SERIES STEREO AMPLIFIER PXA200.2	PX-SERIES MULTI-CHANNEL AMPLIFIER PXA300.4
POWER (watts/ch), 0.5 OHM MONO:	200	--	--	--
POWER (watts/ch), 1 OHM MONO:	100	--	--	--
POWER (watts/ch), 2 OHM MONO:	50	500	--	--
POWER (watts/ch), 4 OHM MONO:	25	250	--	--
POWER (watts/ch), 1 OHM STEREO:	--	--	100X2	--
POWER (watts/ch), 2 OHM STEREO:	--	--	50X2	75X4
FREQUENCY RESPONSE (Hz):	25-120	25-120	10-20K	10-20K
SIGNAL-TO-NOISE RATIO:	75dB	75dB	75dB	75dB
DIMENSIONS (in, mm): (300.4 only - 2-9/16, 65W) (all models 1-5/8, 40H x 3-7/16, 87W x ... L)	4-3/4, 120	8-1/4, 210	7, 178	7-13/16, 197
INPUT SENSITIVITY:	125mV-5V low level, 250mV-10V high level	125mV-5V low level, 250mV-10V high level	125mV-5V low level, 250mV-10V high level	125mV-5V low level, 250mV-10V high level
ELECTRONIC CROSSOVER:	120Hz lowpass, 12dB/octave	120Hz lowpass, 12dB/octave	120Hz highpass, 12dB/octave	120Hz highpass, 12dB/octave
SUBSONIC FILTER:	Fixed at 25Hz, 24dB/octave	Fixed at 25Hz, 24dB/octave	--	--
BASS BOOST:	selectable on or off, +6dB centered at40Hz	selectable on or off, +6dB centered at40Hz	--	--

COAXIAL SPEAKERS

CONTROLLERS


Model	COAXIAL SPEAKERS PS4	COAXIAL SPEAKERS PS5250	COAXIAL SPEAKERS PSC65	COAXIAL SPEAKERS PS69	MINI SPEAKERS PSM3	MODEL:	PXiBT100.2
Woofer (in, mm):	4, 100	5-1/4, 130	6-1/2, 160	6 x 9, 150 x 230	3, 75	RMS OUTPUT @ 2 OHMS	50 WATTS X 2
Tweeter (in, mm):	3/4, 20	3/4, 20	3/4, 20	3/4, 20	N/A	RMS OUTPUT @ 4 OHMS	25 WATTS X 2
Impedance (Ohms):	2 or 4	2 or 4	2 or 4	2 or 4	2 or 4	FREQUENCY RESPONSE	20HZ – 20KHZ (+/- 1DB)
Max Rec. Amp Power (watts peak):	60	100	120	180	100	RCA PRE-OUT VOLTAGE	2.5V RMS
Max Rec. Amp Power (watts RMS):	30	50	60	90	50	SIGNAL-TO-NOISE RATIO	95DB
Sensitivity (dB 1W/1m):	85.8	88.3	92.5	87.3	85	MAX CURRENT DRAW	18A
Frequency Response (Hz):	100-20k	60-20k	40-20k	40-20k	100-15k	Charging	5V @ 1A
Mounting Depth (in, mm):	1-11/16, 43	2-3/16, 56	2, 50	3-1/4, 83	3-7/8, 98	Amp dims, in (mm)	1-5/8H x 3-7/16W x 7L (40 x 87 x 178)
Mount. Diameter (in, mm):	3-5/8, 93	4-7/8, 124	5-1/16, 128	5-5/8 x 8-7/16, 143 x 214	1-1/4, 32 or 1,25 or 7/8,22	Grilles:	no
Top Mount Height (in, mm):	3/4, 19	n/a	1/4, 6.5	7/8, 23	n/a		H-D batwing
Weight (oz, g):	11.9, 338	12.6, 358	15.2, 430	43.5, 1234	20, 570		yes
Grilles:	no	H-D batwing	yes	no	yes (fixed)		





# YOUR SOLUTION






## **TUNED TO YOUR VEHICLE'S INTERIOR!**

KICKER VSS uses computer-optimized, 32-bit digital signal processing to deliver signature KICKER sound, immersing the listener in musical and spatial characteristics missing from the stock system.

There's no need to tune your factory radio – DSP has already taken care of it.



Vehicle-Specific Solutions deliver stunning sound without cutting a single wire. Built to work perfectly with your factory radio, VSS systems come in two flavors:

- The SubStage™ Powered Subwoofer Upgrade Kits, which include a loaded subwoofer enclosure, 200-watt integrated amplifier, wiring kit and mounting brackets;
- and the PowerStage™ Multi-Channel Amplifier and Powered Subwoofer Upgrade, which includes the full SubStage subwoofer system, plus a multi-channel DSP amplifier for factory speakers, with a wiring kit and mounting brackets.

Both VSS Systems give you huge upgrades in power and sound quality without changing any of your factory radio's functions, or your vehicle look. It's the perfect way to enjoy the KICKER sound.







**PREMIUM PERFORMANCE** - RICH BASS THAT ENHANCES YOUR FACTORY SYSTEM  
**ORIGINAL FACTORY LOOK** - OUT-OF-SIGHT WHILE RETAINING THE FACTORY LOOK  
**ALL YOU NEED** - INCLUDES POWERFUL AMPLIFIER AND FACTORY INTEGRATION HARNESS  
**PERFECT FIT** - MOUNTS SECURELY TO FACTORY LOCATIONS




**FACTORY AMP REPLACEMENT**

**CUSTOM DSP FOR EACH VEHICLE OPTIMIZES EQ, CROSSOVER AND DIGITAL DELAY**

**50 WATTS PER CHANNEL**

**CUSTOM CUT TO LENGTH AND PRE-TERMINATED WITH FACTORY MOLEX.**



**CONTOURED TO THE EXACT SHAPE OF THE VEHICLE**

**OPTIMIZED 8" OR 10" SUBWOOFER**

**200-WATT INTEGRATED AMPLIFIER**

**SHOWN IS THE UPGRADE FOR THE 2015-2019 CHEVY COLORADO/GMC CANYON**

CUSTOM BRACKETING  
INTEGRATES WITH FACTORY  
MOUNTING POINTS.





# KICKER®

## LIFESTYLE PRODUCTS







# MADE FOR PLAYING

We're calling for a return to the authentic, to enjoying music the way it was meant to be enjoyed. Lifestyle Products by KICKER Performance Audio is togetherness at its best. It's the spirit of the tailgate and the campout, of hanging out and making every day a celebration. It's folks gathered around a grill, an afternoon spent cheering on your team and a song so good you can't help but sing along. It's good times that get a little messy and the perfect playlist for the perfect moment. More than anything, it's days spent doing what you love with the people who matter most and the music that brings us together.



# KICKER OUTDOOR

## GREAT SOUND MEETS THE GREAT OUTDOORS.

Cold drinks in the cooler. Everyday folks gathered around a grill. A speaker strapped to a muddy pickup truck. Tunes for an afternoon bike ride. The anthem for your game winning basket. Made for cannonballs, baseball and the great outdoors. KICKER keeps the beat going so you can stay in the party —wherever it takes you.






# BULLFROG 400

AMPHIBIOUS SOCIAL AUDIO



Outdoor adventure meets over the top sound with Bullfrog®, KICKER's first portable Bluetooth® speaker designed specifically for the campsite.

- 20 hour battery life provides all day sound
- With the built-in FM tuner, your party starts now. No phone necessary
- Put the Bullfrog anywhere, it sounds great everywhere! 360° Sound means everyone hears the music.
- Get it dirty. Get it wet. Get it sandy. The Bullfrog is IP66 certified to take it all and keep on pumping out the tunes
- Pair a pair of Bullfrogs! With Double Kick and the KICKER Connect app, join two speakers - or connect directly via a standard 3.5mm AUX cable. Now everyone will hear the music anywhere the party goes!
- 100 foot Bluetooth® range lets you walk everywhere around the party without losing a note of your music
- USB port acts as a portable power bank and charger
- Compatible with IOS and Android



100' RANGE

FM TUNER





# BULLFROG 200

AMPHIBIOUS SOCIAL AUDIO



The weatherproof BF200 brings the party with a 20-watt amplifier and built-in FM tuner. The AUX jack and charging USB connection complement a Bluetooth range of up to 100 feet! Use the free Kicker Connect App to remotely control your Bullfrog, wirelessly control the radio and link any two Bullfrogs together!

- 20-hour battery
- AUX Jack & Charging USB
- IP66 Rated
- FM Receiver With Six Presets
- External FM Booster Antenna Included
- 360-degree sound

20 hrs

360° SOUND

IP 66 PROTECTION

DK DOUBLEKICK™  
CONNECT  
CONNECT 2 FOR STEREO SOUND



100' RANGE

FM TUNER







KICKER

sundolphin

sundolphin



# BULLFROG 100

AMPHIBIOUS SOCIAL AUDIO



Completely waterproof and made for play, this Bluetooth speaker comes with a bulletproof IP67 rating and 16 watts of pumping power! The Bullfrog BF100 is right at home any and everywhere, no matter the conditions. Use the free Kicker Connect App to remotely control your Bullfrog and to wirelessly link any two Bullfrogs together!

- 12-hour battery
- AUX Jack & Charging USB
- Speakerphone included
- 360-degree sound

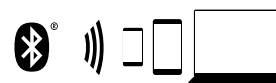


12 hrs

360° SOUND



DKK DOUBLEKICK CONNECT  
CONNECT 2 FOR STEREO SOUND



100' RANGE



# KB6

## OUTDOOR/INDOOR SPEAKERS

Rock that legendary KICKER sound inside, outside or out and about! Play the KB6 on your backyard deck, under the eaves, inside the shop, or near the pool for great sound, rain or shine. You can even go mobile! Use the universal bracket to mount the KB6 on your boat, off-road vehicle or RV.

The KB6 is a full-range, high-efficiency speaker system truly suitable for indoor and outdoor use. Providing an 8-Ohm load and ready to be driven by your home stereo receiver or a car-audio amplifier, you can easily run a single pair or more with minimal effort (min. 18 AWG speaker wire required for easy-pinch terminals). The included bracketing makes it easy to install vertically or horizontally - on nearly any flat surface.

Designed as a dual-enclosure weatherproof system, the KB6 features bold 6-1/2-inch KICKER woofers and 2 x 5-inch, compression-loaded horn tweeters. The woofers utilize precisely tuned polypropylene cones and rugged Santoprene® surrounds. The system acoustically blends powerful bass and thrilling highs for an all-weather KICKER sound you'll love to listen to all day long.

- Available in gray or white to complement any décor, including marine craft
- Designed for use in any environment where great sound is needed
- Rain, sleet or snow – its weather-proof design guarantees reliable performance

**NEW**  
FOR  
**2020**















# CUSHNC™

BLUETOOTH® HEADPHONES WITH ACTIVE NOISE CANCELLATION



With KICKER's signature bass response and astounding clarity from 40mm drivers, incredible on-ear comfort and 20-hour battery life, ultra-comfortable CushNC Headphones allow the listener to immerse themselves in the music. Users can press the ANC (Active Noise Cancellation) button to eliminate annoying sounds like the hum of air conditioning or office lights, or even the engine noise of an airplane. CushNC achieves a -25dB reduction in ambient noise with ANC activated.

**NEW**  
FOR  
**2020**

In addition, a built-in microphone allows for hands-free calling, and compatibility with Siri® and Google® assistants let the listener access all of the features their phone has to offer. Users enjoy the 20 hours of Bluetooth listening with the extended battery life, and the CushNC operates with the included, 50-inch detachable cable wherever wired listening is required.

- Push-Button, Active Noise Cancellation
- Outstanding Bass Response With Incredible Clarity
- Incredible On-Ear Comfort For Extended Listening
- Built-In Microphone For Hands-Free Calling
- Works With Siri® And Google® Assistants
- Includes Detachable Headphone Cable









# CUSHBT™

BLUETOOTH® WIRELESS ON-EAR HEADPHONES

The CushBT™ was launched as KICKER's best sounding headphones, and also our first to feature cutting-edge, smart-assistant technology like Siri® and Google™ assistants. Listeners will enjoy premium comfort, powerful bass, and the wireless musical impact you want to hear. With more than 20 hours of Bluetooth nonstop listening after a single charge, the CushBT is guaranteed to bring loud, clean, and crisp sound while maintaining KICKER's signature bass.

- Optimized for use with AI-powered Siri or Google Assistant
- Long-lasting, 20-hour rechargeable battery for hours of musical impact
- Includes handy carrying bag, detachable cable and charging cable







KICKER

# TABOR™ 2

BLUETOOTH® WIRELESS OVER-EAR HEADPHONES



Comfort and quality combine to create Tabor®2, a pair of Bluetooth® headphones for music lovers. Tabor 2's ultra-lightweight design, padded headband and thick ear cushions are very comfortable, and the battery and Bluetooth antenna are more powerful than ever. A hands-free speakerphone rounds out the package.

- Long-lasting rechargeable battery for hours of sonic perfection
- A handy carrying bag makes it easy to take Tabor 2 wherever you want
- Includes a tangle-free cable when you need to hard-wire in







# EB400

Waterproof Wireless Earbud



Bluetooth and waterproof, EB400 Wireless Earbuds are perfect for an active lifestyle, providing deep bass and life-like detail in every note. An official IPX7 rating means they're certified 100% waterproof with Liquipel® protection, they're lightweight with adjustable ear bands that resist fallout, and they create a comfy, in-ear seal with three sets of color-coded silicone tips. Work or work out without recharging with the eight-hour battery life.

- Anti-skip Bluetooth technology for no-drop listening
- Make or take calls with built-in microphone
- Hard-carry case
- Micro USB charging cable











# EB300

BLUETOOTH SPORTS EARBUD



The EB300 Bluetooth earbud is designed for your workout. Sweat and water resistant, a rating of IPx3 promises durability for any workout. An 8-hour battery and KICKER's legendary premium audio performance makes music sound great, even through your most active days.

- Change volume or track and accept phone calls with the control pad and microphone
- Flexible earpiece conforms to your ear
- 8 hour battery life
- Fits great with glasses and a hat









# EB200

BLUETOOTH SPORTS EARBUD



Set the tone and tempo for your active lifestyle! KICKER engineered the EB200 to have all the freedom you want – with the features you need. They obviously feature robust Bluetooth to connect to your favorite device and water-resistance for whatever workout you throw at it, but EB200s add in a lengthy 8-hour battery life, multiple comfy silicone tip sizes to fit your ears perfectly, a built-in mic for answering calls, and exclusive magnetized bud enclosures so your music is always easy to find.

- Magnetic earbud enclosures to keep your music nearby and ready
- Works with virtual assistants
- KICKER premium audio performance
- Sweat- and moisture-resistant
- Micro USB charging cable

**NEW**  
FOR  
**2020**





# EB54 EARBUDS

EB54 Earbuds give you that KICKER quality sound – crisp and bassy, with several useful features. Three sizes of non-slip silicone tips for the perfect fit and a tangle-free cable with an in-line mic for taking calls and multi-function button for controlling volume.

- KICKER premium sound quality makes your music sound great
- In-line mic/multi-function button
- Tangle-free cable
- 3 sizes of silicone tips for optimal fit
- Functions with any device having 3.5mm connection



# EB74 EARBUDS

The 10-millimeter premium drivers housed in EB74 Earbuds create the kind of acoustics only KICKER can provide. Clear, loud music from a pair of lightweight buds that stay comfortable for hours.

- Lightweight for lasting comfort
- KICKER 10mm premium driver makes your music sound great
- In-line mic/multi-function button
- Tangle-free cable
- Angled plug works with any device having 3.5mm connection
- 3 sizes of silicone tips for optimal fit



# EB94 EARBUDS

EB94 MicroFit™ Earbuds offer a mini design for a snug fit for small ears, with no sacrifice of that signature KICKER sound. Lightweight aluminum enclosures remain in your ear canals without slipping out.

- 33% smaller than standard earbuds to fit smaller ears
- Lightweight durable aluminum enclosure
- KICKER premium sound quality makes your music sound great
- 3 sizes of silicone tips for optimal fit
- In-line mic/multi-function button
- Tangle-free cable
- Angled plug works with any device having 3.5mm connection



