











Separating-set, 17-B

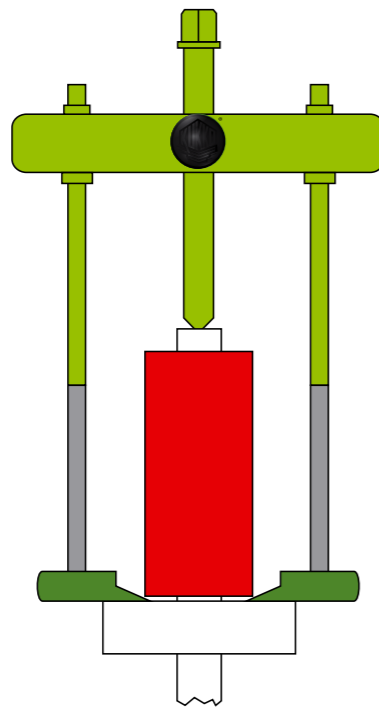
Contents




Inhalt/ Art.-No.		 mm	 Ø mm	 mm	 mm	 mm
	17-2	115	22-115	-	-	-
	18-2	-	-	60-200	125-250	-
	19-2-E	-	-	-	-	100

Separating pulling






Separating pulling







No. 15			
Art. No.			
	mm	mm	
15-0	5- 60	60	
15-1	12- 75	75	
15-2	22-115	115	
15-3	25-155	155	
15-4	30-200	200	
15-5	30-250	250	

Sätze / set					
15-K	15-A	15-B	15-C	15-D	15-E
15-0	15-1	15-2	15-3	15-4	15-5
18-0	18-1	18-2	18-3	18-4	18-5
19-1	19-1	19-2	19-3	19-4	19-5



No. 18			
Art. No.			
18-0	50-110	150	
18-1	60-150	200	
18-2	60-200	250	
18-3	80-300	300	
18-4	120-380	350	
18-5	150-440	400	

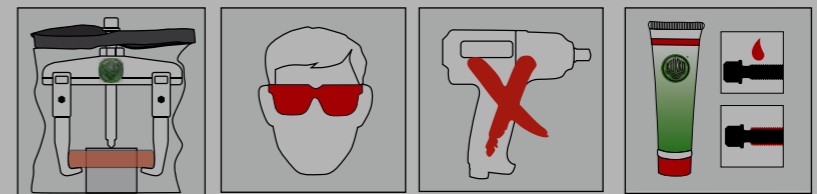
No. 19			
Art. No.	L mm	für	
		for	
19-1	100	18-0; 18-1	
19-2	100	18-2	
19-3	100	18-3	
19-4	200	18-4	
19-5	200	18-5	

No. 17			
Art. No.			
	mm	mm	
17-0	5- 60	60	
17-1	12- 75	75	
17-2	22-115	115	
17-3	25-155	155	

Sätze / set			
17-K	17-A	17-B	17-C
17-0	17-1	17-2	17-3
18-0	18-1	18-2	18-3
19-1	19-1	19-2	19-3



Safety instructions





7/8 - 4 1/2

inch



2 3/8 - 7 7/8

inch



4 7/8 - 13 3/4

inch

metric

imperial



22 - 115 mm



60 - 200 mm



125 - 350 mm



10.395 kg

metric

imperial

Spare part

[17-2](#) Separator with quick clamping pressure spindle

[18-2](#) Pulling device

[19-2-P](#) 2 extensions for pulling devices (pair)

[17-2-T](#) Cross-beam

[18-2-T](#) Cross-beam

[17-2-06](#) Spindle

[621170](#) Mechanical pressure spindle.

[017235](#) Side bolt complete

[018275](#) Side bolt complete

content

[17-2](#) Separator with quick clamping pressure spindle

[18-2](#) Pulling device

[19-2-P](#) 2 extensions for pulling devices (pair)