

43051
AIR POWERED BRAKE CALIPER WIND BACK TOOL

SAFETY WARNING AND PRECAUTIONS



- Always follow the instructions provided by the vehicle manufacturer
- For use by trained personnel only
- To maintain an acceptable noise level, do not exceed 116 psi (8 bar) pressure
- The tool is designed to be used with 73 - 116 psi (5-8 bar) pressure.

OPERATING INSTRUCTIONS:

1. Choose an adapter suitable for working on the brake caliper piston. Fit it onto magnetic adapter ①. Connect the tool to the compressed air line, making sure that it does not exceed 8 bar pressure. (Fig.1)
2. Press the release button ② and operate lever ③ to move the push spindle ⑤ forward or backward and fit the tool in to the caliper.
3. Press button ④ and rotating lever ③ to rotate the brake caliper piston. (Fig.2)
4. After pushing the piston backward, press button ② and pull lever ③ to move the push spindle ⑤ backward, releasing the tool from the caliper. (Fig.3)




Fig.1



Fig.2





Fig.3



⚠ WARNING: This product can expose you to chemicals including lead, which is known to the State of California to cause cancer.