



*Maxxima<sup>®</sup>*

*Since 1980*



## MAXXIMA MISSION

---

TO CONQUER DARKNESS,  
PROVIDE ILLUMINATION AND SAFETY  
AT ALL TIMES WITH TECHNOLOGICALLY  
ADVANCED LIGHTING DEVICES.

## MAXXIMA VALUES

---

- A good reputation because if ever destroyed can never be restored, even with substantial financial resources
- Honesty, candor, respect and integrity as a guide
- Enthusiasm to deliver outstanding customer service
- Finding and developing talented individuals
- Innovation, creativity and product quality

*"Don't judge each day by the  
harvest you reap but by the  
seeds you plant."*

*-Robert Louis Stevenson*

|                                     |                     |
|-------------------------------------|---------------------|
| LED FORWARD LIGHTING                | <b>4-12</b>         |
| WORK LIGHTS                         | <b>13-17, 21-34</b> |
| COMPARTMENT/CARGO LIGHTS            | <b>18-20, 35-39</b> |
| WARNING                             | <b>50-56</b>        |
| HYBRID STT/BU                       | <b>57-58</b>        |
| STOP/TAIL/TURN                      | <b>59-63</b>        |
| PARK TURN                           | <b>64-67</b>        |
| DUAL VOLTAGE 12/24VDC               | <b>68-69</b>        |
| BACK-UP                             | <b>70-71</b>        |
| BUS                                 | <b>72</b>           |
| PEDESTAL                            | <b>73</b>           |
| IDENTIFICATION BARS                 | <b>74</b>           |
| CLEARANCE MARKER                    | <b>75-86</b>        |
| LIGHTING ID CODES                   | <b>87-88</b>        |
| MOUNTING ACCESSORIES                | <b>89-90</b>        |
| ELECTRICAL                          | <b>91</b>           |
| FLASHLIGHTS/PROMOTIONAL ITEMS       | <b>92</b>           |
| WARRANTY                            | <b>93</b>           |
| RETAIL DISPLAYS                     | <b>94-95</b>        |
| CATALOG PART NUMBER CROSS REFERENCE | <b>96-99</b>        |
| HOME/OFFICE LIGHTING PRODUCTS       | <b>100-101</b>      |
| CUSTOMER PHOTOS                     | <b>102-103</b>      |

## CATALOG TERMS

*The following terms have been used throughout this catalog.*

|                               |             |
|-------------------------------|-------------|
| DAY TIME RUNNING LIGHT        | <b>DRL</b>  |
| STOP/TAIL/TURN                | <b>STT</b>  |
| PARK/CLEARANCE/AUXILIARY/TURN | <b>PCAT</b> |
| PARK/FRONT TURN               | <b>PFT</b>  |
| PARK/REAR TURN                | <b>PRT</b>  |
| AUXILIARY TURN                | <b>AT</b>   |
| AUXILIARY STOP                | <b>AS</b>   |

## 4X6 COMBO DRL/LOW BEAM




## VIONIC 4X6 COMBO DRL / LOW BEAM LED HEADLIGHT

Maxxima Introduces the most advanced line of high performance LED Headlights now available. The new Vionic Series 4"X6" Headlights by Maxxima are the latest in LED forward lighting headlamp technology. The VHL-4X6DRL® US Patent No. 9,464,774 B1 & D789,574 and **Patent Pending** DRL/Low Beam Combo is the first LED DRL/Low Beam Combo Headlight available. If your vehicle is equipped with an OEM DRL function with Halogen lighting, you can now replace your old headlights with the new DRL/Low Beam Vionic combo lamp. Our built in electronics will automatically recognize your vehicle's on board DRL modulated voltage system (PWM) allowing your new Vionic LED DRL system to perform flawlessly with no interfacing problems. Alternatively, the M50917 DRL Retrofit Driver Module can be used to create a DRL mode of operation for vehicles that do not have it.

- Wider Beam Angle for increased road coverage
- Better near field illumination allows driver to see objects right in front of the vehicle
- New slim lower 3.7" deep profile
- Ultra light 1.5 LB weight eliminates damage to headlight buckets
- DOT Legal DRL/Low Beam (US and CA)
- Separate dedicated DRL/Low Beam LEDs

| PART NUMBER   | VHL-4X6DRL<br>M50914<br>M50917 | 4X6 COMBO DRL/LOW BEAM<br>4X6 HEADLAMP LOAD EQUALIZER<br>4X6 RETROFIT DRL DRIVER MODULE |
|---------------|--------------------------------|---|
| LEDs          | 5                              | • US Patent No.9,464,774 B1 & D789,574  |
| Voltage       | 12/24VDC Dual Voltage          | • Patent Pending  |
| Connector     | H4 3 Blade                     | • Signature V DRL Lamp  |
| Dimensions    | 6.6" X 4.2" X 3.7"             | • Thin 3.7" Low Profile Design  |
| Amp Draw      | 1.1A 12V 0.6A 24V              | • Lighter 1.5lbs Weight   |
| DOT/SAE (DRL) | MVSR 108 (44) to (65)          | • Polycarbonate Lens Maxx-Shield Coating  |
| Legal Heading | DOT L DRL SAE HL               | • Mechanical Aiming Pads  |
|               |                                | • Standard OEM Blade Connector  |
|               |                                | • FMVSS-108 and CMVSS-108 Compliant   |
|               |                                | • Retrofits ANSI # H4656  |
|               |                                | • 5 Year Warranty   |



M50917

**M50954** Silicone Rubber Connector Boot included on cable.

**M50914** is available for 12VDC systems where LED headlight amp draw is too small.

The **M50917** DRL Driver Module drives a headlight to create a DRL mode of operation for vehicles that are not equipped with DRL control. This enable the use of VHL-4X6DRL DRL Function on all vehicles.



## 4X6 HIGH BEAM HEADLIGHT

NEW

vionic



M50914

## PART NUMBER

VHL-4X6HI

4X6 HIGH BEAM HEADLIGHT

M50914

4X6 HEADLAMP LOAD EQUALIZER

|               |                       |
|---------------|-----------------------|
| LED           | 1                     |
| Voltage       | 12/24VDC Dual Voltage |
| Connector     | H4 2 Blade            |
| Dimensions    | 6.6" X 4.2" X 3.7"    |
| Amp Draw      | 1.2A 12V 0.7A 24V     |
| Legal Heading | DOT U SAE HL          |

- US Patent No.9,464,774 B1 & D789,574
- Thin 3.7" Low Profile Design
- Lighter 1.5lbs Weight
- Polycarbonate Lens With Maxx-Shield Coating
- Mechanical Aiming Pads
- Standard OEM Blade Connector
- FMVSS-108 and CMVSS-108 Compliant
- Retrofits ANSI # H4651
- 5 Year Warranty

**M50954** Silicone Rubber Connector Boot included on cable.

**M50914** is available for 12VDC systems where LED headlight amp draw is too small.

## 4X6 LOW BEAM HEADLIGHT

NEW

vionic



M50914

## PART NUMBER

VHL-4X6LO

4X6 LOW BEAM HEADLIGHT

M50914

4X6 HEADLAMP LOAD EQUALIZER


|               |                       |
|---------------|-----------------------|
| LED           | 1                     |
| Voltage       | 12/24VDC Dual Voltage |
| Connector     | H4 3 Blade            |
| Dimensions    | 6.6" X 4.2" X 3.7"    |
| Amp Draw      | 1.1A 12V 0.6A 24V     |
| Legal Heading | DOT L SAE HL          |

- US Patent No.9,464,774 B1 & D789,574
- Provides Near Field Illumination
- Thin 3.7" Low Profile Design
- Lighter 1.5lbs Weight
- Polycarbonate Lens With Maxx-Shield Coating
- Mechanical Aiming Pads
- Standard OEM Blade Connector
- FMVSS-108 and CMVSS-108 Compliant
- Retrofits ANSI # H4656
- 5 Year Warranty

**M50954** Silicone Rubber Connector Boot included on cable.

**M50914** is available for 12VDC systems where LED headlight amp draw is too small.

## 7" ROUND COMBO DRL/DUAL BEAM


**V**  
**DRL**


M50918

## PART NUMBER

|           |                                     |
|-----------|-------------------------------------|
| VHL-07DRL | 7" ROUND COMBO DRL/DUAL BEAM        |
| M50915    | 5X7 & 7" HEADLAMP LOAD EQUALIZER    |
| M50918    | 5X7 & 7" RETROFIT DRL DRIVER MODULE |

|               |                       |
|---------------|-----------------------|
| LEDs          | 6                     |
| Voltage       | 12/24VDC Dual Voltage |
| Connector     | H4 3 Blade 1.3" Leads |
| Dimensions    | 6.9" Dia. 4.1" Depth  |
| Amp Draw      | 1.9A 12VDC 1.0A 24VDC |
| DOT/SAE (DRL) | MVSR 108 (44) to (65) |
| Legal Heading | DOT SAE HL DRL        |

- US Patent No. 9,464,774 B1 & D789,574
- Patent Pending
- Thin 4.1" Low Profile Design
- Polycarbonate Lens With Maxx-Shield Coating
- Cast Aluminum Electro Deposited Black Housing
- Mechanical Aiming Pads
- H4 Pigtail Included
- Retrofits ANSI # 6014, 6015, 6016, H6024 and PAR 56
- 5 Year Warranty

**M50954** Silicone Rubber Connector Boot included on cable.

**M50918** DRL Driver Module drives a headlight to create a DRL mode of operation for vehicles that are not equipped with DRL control. This enables the use of VHL-07DRL DRL function on all vehicles.

**M50915** is available for 12VDC systems where LED headlight low beam amp draw is too small.

## 7" ROUND INTEGRATED DUAL BEAM HEAD LIGHT



M50915

## PART NUMBER

|            |                                  |
|------------|----------------------------------|
| VHL-07HILO | 7" ROUND INTEGRATED DUAL BEAM    |
| M50915     | 5X7 & 7" HEADLAMP LOAD EQUALIZER |

|               |                       |
|---------------|-----------------------|
| LEDs          | 2                     |
| Voltage       | 12/24VDC Dual Voltage |
| Connector     | H4 3 Blade 1.3" Lead  |
| Dimensions    | 6.9" Dia. 4.1" Depth  |
| Amp Draw      | 1.9A 12VDC 1.0A 24VDC |
| Legal Heading | DOT SAE HL            |

- US Patent No. 9,464,774 B1 & D789,574
- Thin 4.1" Low Profile Design
- Polycarbonate Lens With Maxx-Shield Coating
- Cast Aluminum Electro Deposited Black Housing
- Mechanical Aiming Pads
- H4 Pigtail Included
- Retrofits ANSI # 6014, 6015, 6016, H6024 and PAR 56
- 5 Year Warranty

**M50954** Silicone Rubber Connector Boot included on cable.

**M50915** is available for 12VDC systems where LED headlight amp draw is too small.

## 5" X 7" COMBO DRL/DUAL BEAM HEAD LIGHT

NEW

vionic


**V**  
DRL


M50918

## PART NUMBER

|            |                                     |
|------------|-------------------------------------|
| VHL-5X7DRL | 5"X7" COMBO DRL/DUAL BEAM           |
| M50915     | 5X7 & 7" HEADLAMP LOAD EQUALIZER    |
| M50918     | 5X7 & 7" RETROFIT DRL DRIVER MODULE |

|               |                       |
|---------------|-----------------------|
| LEDs          | 9                     |
| Voltage       | 12/24VDC Dual Voltage |
| Connector     | H4 3 Blade 1.3" Lead  |
| Dimensions    | 7.9" X 5.6" X 3.7"    |
| Amp Draw      | 1.9A 12V 1.0A 24V     |
| Legal Heading | DOT SAE HL DRL        |

- US Patent No. 9,464,774 B1 & D789,574
- Patent Pending
- Thin 3.7" Low Profile Design
- Light 2.1 lbs Weight
- Polycarbonate Lens With Maxx-Shield Coating
- Cast Aluminum Electro Deposited Black Housing
- Mechanical Aiming Pads
- H4 Pigtail Included
- Retrofits ANSI # 6052, 6053, H6054 and HP6054
- 5 Year Warranty

**M50954** Silicone Rubber Connector Boot included on cable.

**M50918** DRL Driver Module drives a headlight to create a DRL mode of operation for vehicles that are not equipped with DRL control. This enables the use of VHL-5X7DRL DRL function on all vehicles.

**M50915** is available for 12VDC systems where LED headlight low beam amp draw is too small.

## 5" X 7" INTEGRATED DUAL BEAM HEAD LIGHT

NEW

vionic



M50915

## PART NUMBER

|             |                                  |
|-------------|----------------------------------|
| VHL-5X7HILO | 5"X7" INTEGRATED DUAL BEAM       |
| M50915      | 5X7 & 7" HEADLAMP LOAD EQUALIZER |

|               |                       |
|---------------|-----------------------|
| LEDs          | 5                     |
| Voltage       | 12/24VDC Dual Voltage |
| Connector     | H4 3 Blade 1.3" Lead  |
| Dimensions    | 7.9" X 5.6" X 3.7"    |
| Amp Draw      | 1.9A 12V 1.0A 24V     |
| Legal Heading | DOT SAE HL            |

- US Patent No. 9,464,774 B1 & D789,574
- Thin 3.7" Low Profile Design
- Light 2.1 lbs Weight
- Polycarbonate Lens With Maxx-Shield Coating
- Cast Aluminum Electro Deposited Black Housing
- Mechanical Aiming Pads
- H4 Pigtail Included
- Retrofits ANSI # 6052, 6053, H6054 and HP6054
- 5 Year Warranty

**M50954** Silicone Rubber Connector Boot included on cable.

**M50915** is available for 12VDC systems where LED headlight low beam amp draw is too small.



## 7" ROUND INTEGRATED DUAL BEAM LED HEADLIGHT



## PART NUMBER

|            |                                  |
|------------|----------------------------------|
| MHL-07HILO | 7" ROUND INTEGRATED DUAL BEAM    |
| M50915     | 5X7 & 7" HEADLAMP LOAD EQUALIZER |

|               |                   |
|---------------|-------------------|
| LEDs          | 5                 |
| Voltage       | 12/24VDC          |
| Connector     | H4 3 Blade        |
| Dimensions    | 7" Diameter       |
| Amp Draw      | 2.0A 12V 1.0A 24V |
| Legal Heading | DOT SAE HL        |

- FMVSS-108 and CMVSS-108 Compliant
- Auto Select 12/24VDC
- Polycarbonate Lens with Hard Coating Shell
- Completely Sealed Electronics
- Standard OEM Blade Connector
- Retrofits ANSI # 6014, 6015, 6016, H6024 and PAR 56
- 5 Year Warranty

## 5" X 7" RECTANGULAR INTEGRATED DUAL BEAM LED HEADLIGHT



## PART NUMBER

|             |                                      |
|-------------|--------------------------------------|
| MHL-5X7HILO | 5X7 RECTANGULAR INTEGRATED DUAL BEAM |
| M50915      | 5X7 & 7" HEADLAMP LOAD EQUALIZER     |

|               |                    |
|---------------|--------------------|
| LEDs          | 5                  |
| Voltage       | 12/24VDC           |
| Connector     | H4 3 Blade         |
| Dimensions    | 7.9" X 5.6" X 4.2" |
| Amp Draw      | 2.0A 12V 1.0A 24V  |
| Legal Heading | DOT SAE HL         |

- FMVSS-108 and CMVSS-108 Compliant
- Auto Select 12/24VDC
- Polycarbonate Lens with Hard Coating Shell
- Completely Sealed Electronics
- Standard OEM Blade Connector
- Retrofits ANSI # 6052, 6053, H6054 & HP6054
- 5 Year Warranty



M50915

**M50915** is available for 12VDC systems where LED headlight low beam amp draw is too small.

\*Maxxima LED Headlights require steady 12VDC/24VDC to operate correctly. Vehicles with DRL generally drive the Headlight with an alternating Pulse Width Modulated (PWM) signal when in DRL mode. MHL headlights respond with lower light output flicker-free operation.

## 4" X 6" RECTANGULAR HIGH BEAM LED HEADLIGHT



## PART NUMBER

|           |                             |
|-----------|-----------------------------|
| MHL-4X6HI | 4X6 RECTANGULAR HIGH BEAM   |
| M50914    | 4X6 HEADLAMP LOAD EQUALIZER |

|               |                      |
|---------------|----------------------|
| LEDs          | 8                    |
| Voltage       | Auto Select 12/24VDC |
| Connector     | H4 2 Blade           |
| Dimensions    | 6.6" X 4.2" X 3.6"   |
| Amp Draw      | 1.2A 12V 0.6A 24V    |
| Legal Heading | DOT U SAE HL         |

- FMVSS-108 and CMVSS-108 Compliant
- Auto Select 12/24VDC
- Polycarbonate Lens with Hard Coating Shell
- Completely Sealed Electronics
- Standard OEM Blade Connector
- Retrofits ANSI #H4651
- 5 Year Warranty

## 4" X 6" RECTANGULAR LOW BEAM LED HEADLIGHT



## PART NUMBER

|           |                             |
|-----------|-----------------------------|
| MHL-4X6LL | 4X6 RECTANGULAR LOW BEAM    |
| M50914    | 4X6 HEADLAMP LOAD EQUALIZER |

|               |                      |
|---------------|----------------------|
| LEDs          | 4                    |
| Voltage       | Auto Select 12/24VDC |
| Connector     | H4 3 Blade           |
| Dimensions    | 6.6" X 4.2" X 3.6"   |
| Amp Draw      | 1.0A 12V 0.5A 24V    |
| Legal Heading | DOT L SAE HL         |

- FMVSS-108 and CMVSS-108 Compliant
- Auto Select 12/24VDC
- Polycarbonate Lens with Hard Coating Shell
- Completely Sealed Electronics
- Standard OEM Blade Connector
- Retrofits ANSI #H4656
- 5 Year Warranty




M50914

**M50914** is available for 12VDC systems where LED headlight amp draw is too small.

\* Maxxima LED Headlights require steady 12VDC/24VDC to operate correctly. Vehicles with DRL generally drive the Headlight with an alternating Pulse Width Modulated (PWM) signal when in DRL mode. MHL headlights respond with lower light output flicker-free operation.

## DRL RETROFIT DRIVER MODULES



The M50917 (4X6) and M50918 (5X7 and 7") DRL (Daytime Running Light) Retrofit Driver Modules create a DRL mode of operation on vehicles not equipped with DRL control. This enables the use of the dedicated Signature V DRL beam on the VHL-4X6DRL, VHL-5X7DRL and VHL-07DRL headlights on all vehicles without DRL control to meet US FMVSS optional DRL requirements and CA Motor Vehicle Safety Regulations MSVR 108 (44) to (65) mandatory DRL requirements. These modules cause automatic activation of Vionic DRL's upon starting your vehicle. The DRL modules have Auto-Off control while signaling turns or when headlights are On. One DRL Retrofit Driver Module is required to control the Vionic DRL headlight on each side of the vehicle.

- Enables DRL Function on Vehicles without DRL Control
- DRL Auto On upon Starting Vehicle
- DRL Auto Off while Signaling Turn
- DRL Auto Off when Headlights On
- Polycarbonate Housing
- Extremely Low Standby Amp Draw
- 4 Amp Maximum Headlight Driver
- 1 Year Warranty

| PART NUMBER       |   | PART NUMBER       |   |
|-------------------|---|-------------------|---|
| M50917            | 4X6 RETROFIT DRL DRIVER MODULE            | M50918            | 5X7 & 7" RETROFIT DRL DRIVER MODULE       |
| <b>Dimensions</b> | 2.2" X 1.5" X 0.5"                        | <b>Dimensions</b> | 2.2" X 1.5" X 0.5"                        |
| <b>Voltage</b>    | 12/24VDC Dual Voltage                     | <b>Voltage</b>    | 12/24VDC Dual Voltage                     |
| <b>Amp Draw</b>   | 5ma Standby                               | <b>Amp Draw</b>   | 5ma Standby                               |
| <b>Amp Output</b> | 4A Maximum                                | <b>Amp Output</b> | 4A Maximum                                |
| <b>PWM Output</b> | 150 HZ, 80% Duty Cycle                    | <b>PWM Output</b> | 150 HZ, 80% Duty Cycle                    |
| <b>Connector</b>  | H4 3 Blade Male and Female<br>2 Leads 11" | <b>Connector</b>  | H4 3 Blade Male and Female<br>2 Leads 11" |

*The M50954 Silicone Rubber Connector Boot (Optional)*

## MFL-200SY SELECTIVE YELLOW 6 LED MINI RECTANGULAR FOG LIGHTS

NEW



| PART NUMBER   | MFL-200SY<br>SELECTIVE YELLOW |
|---------------|-------------------------------|
| LEDs          | 6                             |
| DOT/SAE       | J583                          |
| Legal Heading | F3                            |
| Dimensions    | 3.5" X 2.7" X 2.9"            |
| Voltage       | Auto Select 12/24VDC          |
| Amp Draw      | 0.8A 12V 0.4A 24V             |
| Connector     | 2 Wire                        |
| Mounting      | Adjustable Height Bracket     |

- Fog Beam Pattern
- Aluminum & ABS Housing
- Acrylic Lens
- Low LED Amp Draw
- Stainless Steel Bracket
- 5 Year Warranty

## MFL-200W WHITE 6 LED MINI RECTANGULAR FOG LIGHTS



| PART NUMBER   | MFL-200W<br>WHITE         |
|---------------|---------------------------|
| LEDs          | 6                         |
| DOT/SAE       | J583                      |
| Legal Heading | F3                        |
| Dimensions    | 3.5" X 2.7" X 2.9"        |
| Voltage       | Auto Select 12/24VDC      |
| Amp Draw      | 0.8A 12V 0.4A 24V         |
| Connector     | 2 Wire                    |
| Mounting      | Adjustable Height Bracket |

- Fog Beam Pattern
- Aluminum & ABS Housing
- Acrylic Lens
- Low LED Amp Draw
- Stainless Steel Bracket
- 5 Year Warranty

## 2 LED RECTANGULAR FOG LIGHT



| PART NUMBER | MFL-100W WHITE |
|-------------|----------------|
|-------------|----------------|

|               |                        |
|---------------|------------------------|
| LEDs          | 2                      |
| Dimensions    | 5.9" X 3.7" X 2.1"     |
| Legal Heading | F                      |
| DOT/SAE       | J583                   |
| Voltage       | 12-36VDC Multi Voltage |
| Amp Draw      | 0.8A 12V 0.4A 36V      |
| Connector     | 2 Wire                 |
| Mounting      | 5/16" Diameter Bolt    |

- Philips LUXEONZ®
- 12-36VDC Multi Voltage
- Polycarbonate Housing and Lens
- Low LED Amp Draw
- Stainless Steel Bolt & Bracket
- 5 Year Warranty

## PROJECTOR/DRL - DAY TIME RUNNING LIGHTS



| PART NUMBER | PLB-630-A |
|-------------|-----------|
|-------------|-----------|

|           |              |
|-----------|--------------|
| LEDs      | 3            |
| Width     | 4.4"         |
| Height    | 1.4"         |
| Depth     | 1.2"         |
| Voltage   | 12.8VDC      |
| Amp Draw  | 250ma        |
| Mounting  | Surface      |
| Connector | 2 Wire Leads |

- White Projector Light
- 3 X 1 Watt White LEDs
- Polycarbonate Lens
- Stainless Steel Mounting Bracket
- Black Cast Aluminum Housing
- 5 Year Warranty



## 1,000 LUMEN 15 LED WORK LIGHTS

NEW



The new series of 15 LEDs 1,000 Lumen work lights provide a wide flood beam pattern perfect for work and utility applications. 12/24VDC Dual Voltage, shatter proof polycarbonate lens and housing with stainless steel mounting bracket and bolt. 5 Year Warranty.



| PART NUMBER | MWL-38 ROUND                            |
|-------------|---|
| LEDs        | 15                                      |
| Lumens      | 1,000                                   |
| Dimensions  | 4.8" Diameter X 1.5" Deep               |
| Voltage     | 12/24VDC Dual Voltage                   |
| Amp Draw    | 0.8A 12V 0.5A 24V                       |
| Connector   | 2 Blunt Cut 11" Jacketed Leads          |
| Mounting    | Steel Bracket with Stainless Steel Bolt |
| Warranty    | 5 Year                                  |

| PART NUMBER | MWL-39 RECTANGULAR                      |
|-------------|---|
| LEDs        | 15                                      |
| Lumens      | 1,000                                   |
| Dimensions  | 5.9" X 3.7" X 1.6"                      |
| Voltage     | 12/24VDC Dual Voltage                   |
| Amp Draw    | 0.8A 12V 0.5A 24V                       |
| Connector   | 2 Blunt Cut 11" Jacketed Leads          |
| Mounting    | Steel Bracket with Stainless Steel Bolt |
| Warranty    | 5 Year                                  |

| PART NUMBER | MWL-40 SQUARE                           |
|-------------|---|
| LEDs        | 15                                      |
| Lumens      | 1,000                                   |
| Dimensions  | 4.7" X 4.2" X 1.6"                      |
| Voltage     | 12/24VDC Dual Voltage                   |
| Amp Draw    | 0.8A 12V 0.5A 24V                       |
| Connector   | 2 Blunt Cut 11" Jacketed Leads          |
| Mounting    | Steel Bracket with Stainless Steel Bolt |
| Warranty    | 5 Year                                  |

## 2,100 LUMEN 16 LED WORK LIGHTS

NEW



The new series of 16 LEDs Ultra-Bright 2,100 Lumen work lights provide a wide flood beam pattern perfect for work and utility applications. 12/24VDC Dual Voltage cast aluminum electro deposited black housing, shatter proof polycarbonate lens, and stainless steel mounting bracket and bolt. 5 Year Warranty.



| PART NUMBER | MWL-41 ROUND                         |
|-------------|--------------------------------------|
| LEDs        | 16                                   |
| Lumens      | 2,100                                |
| Dimensions  | 4.7" Diameter X 1.6" Deep            |
| Voltage     | 12/24VDC Dual Voltage                |
| Amp Draw    | 2.4A 12V 1.2A 24V                    |
| Housing     | Cast Aluminum                        |
| Lens        | Polycarbonate                        |
| Connector   | 2 Blunt Cut 11" Jacketed Leads       |
| Mounting    | 5/16" Stainless Steel Bolt & Bracket |
| Warranty    | 5 Year                               |

| PART NUMBER | MWL-42 RECTANGULAR                   |
|-------------|--------------------------------------|
| LEDs        | 16                                   |
| Lumens      | 2,100                                |
| Dimensions  | 5.9" X 3.6" X 1.5"                   |
| Voltage     | 12/24VDC Dual Voltage                |
| Amp Draw    | 2.4A 12V 1.2A 24V                    |
| Housing     | Cast Aluminum                        |
| Lens        | Polycarbonate                        |
| Connector   | 2 Blunt Cut 11" Jacketed Leads       |
| Mounting    | 5/16" Stainless Steel Bolt & Bracket |
| Warranty    | 5 Year                               |

| PART NUMBER | MWL-43 SQUARE                        |
|-------------|--------------------------------------|
| LEDs        | 16                                   |
| Lumens      | 2,100                                |
| Dimensions  | 4.7" X 4.2" X 1.7"                   |
| Voltage     | 12/24VDC Dual Voltage                |
| Amp Draw    | 2.4A 12V 1.2A 24V                    |
| Housing     | Cast Aluminum                        |
| Lens        | Polycarbonate                        |
| Connector   | 2 Blunt Cut 11" Jacketed Leads       |
| Mounting    | 5/16" Stainless Steel Bolt & Bracket |
| Warranty    | 5 Year                               |

18 LED WORK LIGHT 3,100 LUMEN ULTRA BRIGHT 12-36VDC

NEW

5

YEAR WARRANTY

MULTI-VOLT

12/36

VDC



| PART NUMBER |                                | MWL-58 RECTANGULAR                              |
|-------------|--------------------------------|---|
| LEDs        | 18                             | • 12-36 VDC Multi Voltage                       |
| Lumens      | 3,100                          | • Flood Beam Pattern                            |
| Dimensions  | 7.1" WX 3.7" HX 2.2" D         | • Ultra Bright 3,000 Lumen                      |
| Voltage     | 12-36 VDC Auto Select Voltage  | • Cast Aluminum Electro Deposited Black Housing |
| Amp Draw    | 2.8A 12VDC 1.1A 36VDC          | • Polycarbonate Lens                            |
| Housing     | Cast Aluminum                  | • Stainless Steel Bracket and Bolt              |
| Lens        | Polycarbonate                  | • 5 Year Warranty                               |
| Connector   | 2 Blunt Cut 11" Jacketed Leads |   |

**MPWL-60, 60 WATT, 120VAC PORTABLE WORK LIGHT**

NEW



| PART NUMBER | MPWL-60 ROUND                |
|-------------|------------------------------|
| LEDs        | 374                          |
| Lumens      | 7,200                        |
| Watts       | 60W                          |
| Dimensions  | 5.9" Diameter X 13.3" Length |
| Voltage     | 120 VAC UL Listed            |
| Amp Draw    | 0.5A                         |
| Housing     | Polycarbonate                |
| Lens        | Polycarbonate                |
| Connector   | 3-Pin Grounded Plug          |
| Warranty    | 3 Year                       |

- Convenient Portable Lighting
- Polycarbonate Lens & Housing
- Stainless Steel Lens Safety Guard
- Metal Clasp for Mounting
- 3 Year Warranty

**MPWL-100, 100 WATT, 120VAC PORTABLE WORK LIGHT**

NEW



| PART NUMBER | MPWL-100 ROUND               |
|-------------|------------------------------|
| LEDs        | 676                          |
| Lumens      | 12,000                       |
| Watts       | 100W                         |
| Dimensions  | 5.9" Diameter X 13.3" Length |
| Voltage     | 120 VAC UL Listed            |
| Amp Draw    | 0.8A                         |
| Housing     | Polycarbonate                |
| Lens        | Polycarbonate                |
| Connector   | 3-Pin Grounded Plug          |
| Warranty    | 3 Year                       |

- Convenient Portable Lighting
- Polycarbonate Lens & Housing
- Stainless Steel Lens Safety Guard
- Metal Clasp for Mounting
- 3 Year Warranty

**MSL-404800C CLEAR LENS 120VAC SHOP LIGHT**

NEW

**PART NUMBER****MSL-404800C****FEATURES & BENEFITS**

- Replaces 2-Light Fluorescent T8 or T12 Fixtures
- Instant-On LEDs provides full brightness immediately unlike fluorescent lamps
- Great for garages, workshops, basements, etc.
- Clear polycarbonate lens
- Aluminum and polycarbonate housing
- Plug & play with power cord and plug provided
- Integrated outlet for fixture to fixture power
- Easily daisy chain up to 4 together with built in cord and plug
- 5' standard power cord
- 12" on/off pull chain
- Chain for hanging fixture(20-0.8" links provided for 13.5" overall length, 2mm thickness)
- #8 Screw eye hooks and plastic anchors included
- 1 Year Warranty

This hanging LED shop light or garage light has an output of 4800 lumens and a light color of 5000K daylight. It has a clear polycarbonate lens and an aluminum housing with polycarbonate end caps. This LED shop light fixture includes a power cord with a plug and is linkable up to 4 units. It features an integrated outlet for fixture-to-fixture power, a 12-inch on/off pull chain and a chain (2mm thickness) for hanging the fixture. This unit is ideal for overhead garage lighting or overhead shop lights, providing ample light for your work space.

**RATINGS:** 120VAC, 60Hz, 40W link up to 4 Fixtures together, ETL Listed Safety Certification.

**MSL-404400F FROSTED LENS 120VAC SHOP LIGHT**

NEW

**PART NUMBER****MSL-404400F****FEATURES & BENEFITS**

- Replaces 2-Light Fluorescent T8 or T12 Fixtures
- Instant-On LEDs provides full brightness immediately unlike fluorescent lamps
- Great for garages, workshops, basements, etc.
- Frosted polycarbonate lens
- Aluminum and polycarbonate housing
- Plug & play with power cord and plug provided
- Integrated outlet for fixture to fixture power
- Easily daisy chain up to 4 together with built in cord and plug
- 5' standard power cord
- 12" on/off pull chain
- Chain for hanging fixture(20-0.8" links provided for 13.5" overall length, 2mm thickness)
- #8 Screw eye hooks and plastic anchors included
- 1 Year Warranty

This hanging LED shop light or garage light has an output of 4400 lumens and a light color of 5000K daylight. It has a frosted polycarbonate lens and an aluminum housing with polycarbonate end caps. This LED shop light fixture includes a power cord with a plug and is linkable up to 4 units. It features an integrated outlet for fixture-to-fixture power, a 12-inch on/off pull chain and a chain (2mm thickness) for hanging the fixture. This unit is ideal for overhead garage lighting or overhead shop lights, providing ample light for your work space.

**RATINGS:** 120VAC, 60Hz, 40W link up to 4 Fixtures together, ETL Listed Safety Certification.



## 12 LEDS 2" X 6" THIN PROFILE HEAVY DUTY RECTANGULAR SURFACE MOUNT EXTERIOR/INTERIOR VEHICLE LIGHT 600 LUMENS

NEW



Introducing the New 2" X 6" low profile exterior white vehicle light. This 600 lumen high output work light is constructed of high grade aluminum alloy with a polycarbonate lens. With two hole mounting the compact light can easily be mounted on any flat surface to provide exceptional area lighting.

### PART NUMBER M84447 WHITE SURFACE MOUNT

|            |                              |   |
|------------|------------------------------|---|
| LEDs       | 12                           | • Waterproof Exterior/Interior Lighting |
| Lumens     | 600                          | • 12.8VDC                               |
| Dimensions | 5.8" W X 1.8" H X 1.0" D     | • Polycarbonate Lens                    |
| Voltage    | 12.8VDC                      | • Cast Aluminum Housing                 |
| Amp Draw   | 0.9A                         | • Two Hole Surface Mount                |
| Connector  | Two Wire 11" Blunt Cut Leads | • 5 Year Warranty                       |
| Mounting   | Two Hole Surface Mount       |   |

## M84446 SERIES COMPACT RECTANGULAR 240 LUMEN INTERIOR COMPARTMENT LIGHT AVAILABLE BLACK, CHROME AND WHITE

NEW



Introducing the New 1-3/8" X 5-3/4" low profile interior compartment lights. This 240 lumen compact light is constructed with a polycarbonate housing and lens. With two hole mounting the compact light can easily be mounted on any flat surface to provide exceptional compartment lighting.

| PART NUMBER | M8446BLK                     | BLACK HOUSING                               |
|-------------|------------------------------|---|
|             | M84446CH                     | CHROME HOUSING                              |
|             | M84446WH                     | WHITE HOUSING                               |
| LEDs        | 15                           | • 240 Lumen / Interior Compartment Lighting |
| Lumens      | 240                          | • 12.8VDC                                   |
| Dimensions  | 5.8" W X 1.8" H X 0.8" D     | • Polycarbonate Lens                        |
| Voltage     | 12.8VDC                      | • Polycarbonate Housing                     |
| Amp Draw    | 210MA                        | • Two Hole Surface Mount                    |
| Connector   | Two Wire 15" Blunt Cut Leads | • 5 Year Warranty                           |
| Mounting    | Two Hole Surface Mount       |   |

## 5 1/2" ROUND DOME LIGHTS, THREE HOLE SURFACE MOUNT 4-POSITION HIGH, MEDIUM, LOW AND OFF SWITCH

NEW



The New M84405-SW and M84406-SW 4 Position Switched Dome Lights now offer Variable Interior Illumination with the Maxx-Touch Sensitive Switch. Now you can select the brightness desired. A third wire for optional door control is included. The Maxx-Touch Sensitive Switch is illuminated with a blue indicator LED to easily locate in darkness. Lamp remains at last setting until changed with Maxx-Touch Sensitive Switch setting change or optional door control overrides lamp to high light output. If the optional door control is used, after an override closing the door will always turn the lamp Off and re-enable the Maxx-Touch Sensitive Switch.

| PART NUMBER | M84405-SW                  | M84406-SW                  |   |
|-------------|----------------------------|----------------------------|---|
| LEDs        | 18                         | 27                         | • Interior Dome Light                           |
| Lumens      | 325/200/75                 | 450/260/100                | • 4-Position Switch (High/Med/Low/Off)          |
| Diameter    | 5.5"                       | 5.5"                       | • Touch-Capacitor Switch                        |
| Depth       | 0.8"                       | 0.8"                       | • Polycarbonate Lens                            |
| Voltage     | 12.8 Volts                 | 12.8 Volts                 | • Polycarbonate Housing                         |
| Amp Draw    | 360 / 200 / 80ma           | 480 / 240 / 100ma          | • Optional Remote Override Wire for Door Switch |
| Connector   | 3 Wire 13" Blunt Cut Leads | 3 Wire 13" Blunt Cut Leads | • 5 Year Warranty                               |

M50129 Chrome Bezel (Optional)





All work Lights are not created equal. Many manufacturers make claims about the Lumen output that are misleading. At Maxxima all of our work lights undergo stringent testing to measure light output in an Integrating Sphere, in accordance with Illuminating Engineering Society of North America (IESNA) standard LM-79. Light output is recorded after the lamp is completely warmed up at least 30 minutes. The test process ensures our customers the light output matches the listed Lumen output.

| PART NUMBER    | DESCRIPTION  | LUMENS | PAGE NUMBER |
|----------------|--|--------|-------------|
| M09370WCL-NS   | 1" Round Micro Work Light  | 50     | 33          |
| MWL-10SP       | Round Mini Grommet Mount Work Light                                | 300    | 34          |
| MWL-10SP-SM    | Round Mini Bracket Mount Work Light                                | 300    | 34          |
| MWL-10SP-SMCHR | Round Mini Bracket Mount Work Light Chrome Finish                  | 300    | 34          |
| MWL-04         | Rectangular LED Work Light - Black 12/24VDC                        | 400    | 33          |
| MWL-13         | Low Profile Surface Mount Work Light 12/24VDC                      | 400    | 32          |
| MWL-21         | Rectangular 6 LED Work Light - Black Aluminum Housing              | 400    | 31          |
| MWL-22         | Rectangular 6 LED Work Light- Aluminum Finish Housing              | 400    | 31          |
| MWL-33         | 3" X 6" Rectangular Exterior Scene / Load Light                    | 400    | 24          |
| MWL-01B        | Round LED Work Light   | 550    | 34          |
| MWL-01LS       | Round Exterior 6 LED Work Light - Liquid Silver Housing            | 550    | 34          |
| MWL-19-A       | Round 15 LED Black Work Light 12/24VDC                             | 550    | 25          |
| MWL-26-A       | Rectangular 15 LED Black Work Light 12/24VDC                       | 550    | 25          |
| MWL-27-A       | Square 9 LED Black Work Light 12/24VDC                             | 550    | 25          |
| M84447         | 2" X 6" Rectangular Exterior Vehicle Work Light                    | 600    | 18          |
| MPWL-05        | Portable Magnetic Mount Work/Warning                               | 600    | 23          |
| MWL-14         | Low Profile Surface Mount Work Light 12/24VDC                      | 700    | 32          |
| MWL-11HL       | Round 4" Black Rubber LED Work Light 12/24VDC                      | 700    | 33          |
| MWL-12         | Round 4" LED Work Light - Lamp Only for MWL-11HL                   | 700    | 33          |
| MPWL-10        | Maxxima Portable / Rechargeable Work Light AC/DC Input             | 800    | 22          |
| MWL-20FB       | Mini Square Focus Beam LED Work Light 12/24VDC                     | 800    | 31          |
| MWL-20LS       | Mini Square LED Work Light - 12/24VDC Liquid Silver Housing        | 800    | 31          |
| MWL-20         | Mini Square Work Light 12/24VDC                                    | 1,000  | 31          |
| MWL-18-B       | Mini Oval Work Light   | 1,000  | 31          |
| MWL-01HP       | Round LED Work Light - Black 12/24VDC                              | 1,200  | 34          |
| MWL-31SP       | Compact Square 2 LED Work Light Black Aluminum Housing 12/24VDC    | 1,350  | 23          |
| MWL-38         | Round 15 LED Black Work Light Polycarbonate Housing 12/24VDC       | 1,000  | 13          |
| MWL-39         | Rectangular 15 LED Black Work Light Polycarbonate Housing 12/24VDC | 1,000  | 13          |
| MWL-40         | Square 15 LED Black Work Light Polycarbonate Housing 12/24VDC      | 1,000  | 13          |
| MWL-28         | Round 6 LED Black Work Light 12/24VDC                              | 1,200  | 26          |
| MWL-29         | Rectangular 6 LED Work Light 12/24VDC                              | 1,200  | 26          |
| MWL-30         | Square 6 LED Work Light 12/24VDC                                   | 1,200  | 26          |
| MWL-05SP       | Rectangular LED Work Light - Black 12-36 VDC                       | 1,200  | 32          |
| MWL-34         | 2" X 9" Rectangular Exterior Scene / Load Light                    | 1,400  | 24          |
| MTBL-10        | Maxxima Tow Bar Light  | 1,450  | 29          |
| MWBL-1         | Maxxima Work Bar Light Surface Mount                               | 1,450  | 29          |
| MWL-35         | 4" X 6" Rectangular Exterior Scene / Load Light                    | 1,500  | 24          |
| MWL-50SP       | Rectangular 6 LED Work Light Black Aluminum Housing 12/24VDC       | 1,550  | 28          |
| MPWL-20        | Maxxima Portable / Rechargeable Work Light AC/DC Input             | 1,700  | 22          |
| MWL-07SP       | Rectangular LED Work Light - Black 12-36VDC                        | 1,800  | 32          |
| MWL-16         | Square LED Work Light 12/24VDC                                     | 2,100  | 31          |
| MWL-41         | Round 18 LED Black Work Light 12/24VDC                             | 2,100  | 14          |
| MWL-42         | Rectangular 18 LED Black Work Light 12/24VDC                       | 2,100  | 14          |
| MWL-43         | Square 18 LED Black Work Light 12/24VDC                            | 2,100  | 14          |
| MWL-36         | Round 9 LED Work Light w/Switch Multi 12-36 VDC Deutsch Connector  | 2,100  | 27          |
| MWL-37         | Round Magnetic Mount 9 LED Work Light w/ Switch 12-36VDC Deutsch   | 2,100  | 27          |
| MWL-57SP       | Rectangular 8 LED Work Light Black Aluminum Housing 12/24VDC       | 2,150  | 28          |
| MPWL-30        | Maxxima Portable / Rechargeable Work Light AC Input                | 2,350  | 22          |
| MWL-24SP       | Oval 8 LED Work Light 12/24VDC                                     | 2,500  | 30          |
| MWL-58         | Rectangular 18 LED Work Light 12/24VDC                             | 3,100  | 15          |
| MWL-25SP-A     | Oval 5 LED Work Light 12/24VDC                                     | 3,600  | 30          |

## PORTABLE RECHARGEABLE LITHIUM WORK LIGHTS



## PART NUMBER

|               |                          |
|---------------|--------------------------|
| MPWL-30       | 2350 HI/1200 LO LUMENS   |
| MPWL-30WALLCH | REPLACEMENT WALL CHARGER |
| MPWL-MAG30    | MAGNETIC MOUNTING KIT    |

- Portable Rechargeable Lithium Battery
- 1 LED COB Technology
- 100-240VAC Charging
- 120° Beam Angle
- 5 Hour Full Charge Time
- Operation Time 3-4 Hours Hi 6-8 Hours Low
- 3 Position Switch, Charge Status Indicator
- 1 Year Warranty



## PART NUMBER

|               |                                 |
|---------------|---------------------------------|
| MPWL-20       | 1750 HI / 800 LO LUMENS         |
| MPWL-MAGKIT   | MAGNETIC MOUNTING KIT           |
| MPWL-20WALLCH | REPLACEMENT WALL CHARGER        |
| MPWL-CARCH    | REPLACEMENT CAR CHARGER         |
| MPWL-GLASS20  | REPLACEMENT TEMPERED GLASS LENS |

- Portable Rechargeable Lithium Battery
- 1 LED COB Technology
- Cigarette 12/24VDC & 110-240VAC Charging
- 120° Beam Angle
- 4-5 Hour Full Charge Time
- Operation Time 3-4 Hours Hi 6-8 Hours Low
- 3 Position Switch, Charge Status Indicator
- 1 Year Warranty



## PART NUMBER

|               |                                 |
|---------------|---------------------------------|
| MPWL-10       | 800 HI / 400 LO LUMENS          |
| MPWL-MAGKIT   | MAGNETIC MOUNTING KIT           |
| MPWL-10WALLCH | REPLACEMENT WALL CHARGER        |
| MPWL-CARCH    | REPLACEMENT CAR CHARGER         |
| MPWL-GLASS10  | REPLACEMENT TEMPERED GLASS LENS |

- Portable Rechargeable Lithium Battery
- 1 LED COB Technology
- Cigarette 12/24VDC & 110-240VAC Charging
- 120° Beam Angle
- 4-5 Hour Full Charge Time
- Operation Time 3-4 Hours Hi 6-8 Hours Low
- 3 Position Switch, Charge Status Indicator
- 1 Year Warranty

The line of Maxxima Portable Rechargeable Lithium Work Lights provide convenient easy to use portable lighting. Available in 2350, 1750 and 800 Lumen models.

## COMBINATION PORTABLE MAGNETIC MOUNT WORK / RED WARNING

NEW



## PART NUMBER MPWL-05 WHITE WORK / RED WARNING

- 600lm HI 200lm LOW
- Adjustable Tilt With Magnetic Mount
- Combination Portable White Work Light and Red Warning
- Red SOS Warning Mode
- Portable USB Rechargeable Lithium Battery
- 5V USB Charging Cable Included
- White / Red LEDs
- Flood Beam
- Run Time; 10-12 hours Low / 3-4 hours HI
- 1 Year Warranty

## COMPACT SQUARE 1,350 LUMEN 2 LED 12/24VDC WORK LIGHT

NEW



## PART NUMBER MWL-31SP

|                   |                          |
|-------------------|--------------------------|
| <b>LEDs</b>       | 2 Philips LUXEON® M LEDs |
| <b>Lumens</b>     | 1,350                    |
| <b>Dimensions</b> | 4.1" X 3.2" X 2.7"       |
| <b>Voltage</b>    | Auto Select 12/24VDC     |
| <b>Amp Draw</b>   | 1.7A 12VDC 0.8A 24VDC    |
| <b>Connector</b>  | DRY-FIT                  |
| <b>Mounting</b>   | 5/16" Diameter Bolt      |

- Philips LUXEON® M LEDs
- Auto Select 12/24VDC
- Black Coated Aluminum Housing
- Dry-Fit Connector Included
- Polycarbonate Lens
- Low LED Amp Draw
- Stainless Steel Bolt & Bracket
- 5 Year Warranty

## UNIQUE SURFACE MOUNT 45° DEGREE DOWNWARD LIGHT ANGLE

NEW



Illuminates the area below  
and in front of the light.  
Perfect for Scene, Load,  
Cargo and Interior Lighting.


**PART NUMBER**  
**MWL-35 WHITE**

|                   |                      |
|-------------------|----------------------|
| <b>LEDs</b>       | 24                   |
| <b>Lumens</b>     | 1,500                |
| <b>Dimensions</b> | 6.0" X 4.0" X 0.9"   |
| <b>Voltage</b>    | 12/24VDC             |
| <b>Amp Draw</b>   | 1.4A 12.8V 0.7A 24V  |
| <b>Connector</b>  | 2 Leads 12"          |
| <b>Mounting</b>   | 4-5/32" Hole Surface |

- Cast Aluminum Heat Sink
- Polycarbonate Lens
- Mounting Gasket Attached
- Low LED Amp Draw
- 5 Year Warranty


**PART NUMBER**  
**MWL-34 WHITE**

|                   |                      |
|-------------------|----------------------|
| <b>LEDs</b>       | 24                   |
| <b>Lumens</b>     | 1,400                |
| <b>Dimensions</b> | 9.0" X 2.2" X 0.9"   |
| <b>Voltage</b>    | 12/24VDC             |
| <b>Amp Draw</b>   | 1.4A 12.8V 0.7A 24V  |
| <b>Connector</b>  | 2 Leads 12"          |
| <b>Mounting</b>   | 2-5/32" Hole Surface |

- Cast Aluminum Housing
- Polycarbonate Lens
- Mounting Gasket Attached
- Low LED Amp Draw
- 5 Year Warranty


**PART NUMBER**  
**MWL-33 WHITE**  
**M50140 ADHESIVE GASKET**

|                   |                        |
|-------------------|------------------------|
| <b>LEDs</b>       | 9                      |
| <b>Lumens</b>     | 400                    |
| <b>Dimensions</b> | 5.2" X 2.2" X 0.7"     |
| <b>Voltage</b>    | 12.8VDC                |
| <b>Amp Draw</b>   | 0.5A 12.8VDC           |
| <b>Connector</b>  | 2 Wire Leads           |
| <b>Mounting</b>   | 4-5/32" Mounting Holes |

- Cast Aluminum Heat Sink
- Polycarbonate Lens
- Low LED Amp Draw
- 5 Year Warranty



## 550 LUMEN 15 LED WORK LIGHTS



The MWL-19-A, 26-A and 27-A Series Work Lights are powerful compact thin LED work lights. Providing exceptional 550 Lumens flood beam light output using 15 LEDs. Featuring new space age polymer housing, shatter proof polycarbonate lens, and stainless steel mounting bracket and bolt.



- Color Retail Packaging
- 15 LEDs
- Dual Auto Select 12/24VDC
- Polycarbonate Housing
- Polycarbonate Lens
- Stainless Steel Bracket and Bolt
- 5 Year Warranty

| PART NUMBER | MWL-19-A                          | WHITE ROUND |
|-------------|-----------------------------------|-------------|
|             | MWL-19Y-A                         | AMBER ROUND |
| LEDs        | 15                                |             |
| Lumens      | 550 White                         |             |
| Dimensions  | 4.8" W X 1.5" D                   |             |
| Voltage     | 12/24VDC                          |             |
| Amp Draw    | 450MA 12V 280MA 24V               |             |
| Connector   | 2 Blunt Cut 11" Lead              |             |
| Mounting    | Stainless Steel Bracket with Bolt |             |



| PART NUMBER | MWL-26-A RECTANGULAR              |
|-------------|-----------------------------------|
| LEDs        | 15                                |
| Lumens      | 550                               |
| Dimensions  | 5.9" W X 3.7" H X 1.6" D          |
| Voltage     | 12/24VDC                          |
| Amp Draw    | 450MA 12V 280MA 24V               |
| Connector   | 2 Blunt Cut 11" Lead              |
| Mounting    | Stainless Steel Bracket with Bolt |



| PART NUMBER | MWL-27-A SQUARE                   |
|-------------|-----------------------------------|
| LEDs        | 15                                |
| Lumens      | 550                               |
| Dimensions  | 4.7" W X 4.2" H X 1.6" D          |
| Voltage     | 12/24VDC                          |
| Amp Draw    | 450MA 12V 280MA 24V               |
| Connector   | 2 Blunt Cut 11" Lead              |
| Mounting    | Stainless Steel Bracket with Bolt |

## 1,200 LUMEN 6 LED WORK LIGHTS



The series of 6 LEDs 1,200 Lumen work lights provide a wide flood beam pattern perfect for work and utility applications. Dual Auto Select 12/24VDC voltage, ED Black aluminum housing, shatter proof polycarbonate lens, and stainless steel mounting bracket & bolt.



| PART NUMBER | MWL-28 ROUND                            |
|-------------|---|
| LEDs        | 6                                       |
| Lumens      | 1,200                                   |
| Dimensions  | 4.7" Diameter X 1.6" Deep               |
| Voltage     | 12/24VDC Auto Select Dual Voltage       |
| Amp Draw    | 1.6A 12V 0.9A 24V                       |
| Connector   | 2 Blunt Cut 11" Jacketed Leads          |
| Mounting    | Steel Bracket with Stainless Steel Bolt |
| Warranty    | 5 Year                                  |



| PART NUMBER | MWL-29 RECTANGULAR                      |
|-------------|---|
| LEDs        | 6                                       |
| Lumens      | 1,200                                   |
| Dimensions  | 5.9" X 3.6" X 1.5"                      |
| Voltage     | 12/24VDC Auto Select Dual Voltage       |
| Amp Draw    | 1.6A 12V 0.9A 24V                       |
| Connector   | 2 Blunt Cut 11" Jacketed Leads          |
| Mounting    | Steel Bracket with Stainless Steel Bolt |
| Warranty    | 5 Year                                  |



| PART NUMBER | MWL-30 SQUARE                           |
|-------------|---|
| LEDs        | 6                                       |
| Lumens      | 1,200                                   |
| Dimensions  | 4.7" X 4.2" X 1.7"                      |
| Voltage     | 12/24VDC Auto Select Dual Voltage       |
| Amp Draw    | 1.6A 12V 0.9A 24V                       |
| Connector   | 2 Blunt Cut 11" Jacketed Leads          |
| Mounting    | Steel Bracket with Stainless Steel Bolt |
| Warranty    | 5 Year                                  |

## 2,100 LUMEN 9 LED ADJUSTABLE WORK LIGHTS

NEW



AVAILABLE IN SURFACE OR MAGNETIC MOUNT

### THE NEW MWL-36 & MWL- 37 WITH INTEGRATED ON/OFF SWITCH

Adjustable 2,100 Lumen 9 LED Work Lights Have a Thin Compact Low Profile and Easy Grip Handle. ED Black Aluminum Housing, Polycarbonate Lens and Stainless Steel Swivel Bracket. Multi 12-36VDC Voltage Range Deutsch DT04 Male Termination and Blunt Cut DT04 Female Connector Included. Includes integrated On/Off Switch on Work Light. Choose from Magnetic or Surface Mount Styles.



#### PART NUMBER MWL-36 SURFACE MOUNT

|                   |   |
|-------------------|---|
| <b>LEDs</b>       | 9   |
| <b>Dimensions</b> | 5.2" Dia. X 3.0" Deep Lamp Head Only      |
| <b>Voltage</b>    | 12-36VDC Multi Voltage                    |
| <b>Amp Draw</b>   | 2.2A 12V 0.7A 36V                         |
| <b>Connector</b>  | Deutsch Blunt Cut DT04<br>Female Included |
| <b>Mounting</b>   | Surface Mount                             |

- Color Retail Box Packaging
- 12-36VDC Multi Voltage
- Black Aluminum Housing
- Polycarbonate Lens
- Stainless Steel Swivel Bracket & Bolt
- Integrated On/Off Switch on Work Light
- 5 Year Warranty



#### PART NUMBER MWL-37 MAGNETIC MOUNT

|                   |  |
|-------------------|--|
| <b>LEDs</b>       | 9  |
| <b>Dimensions</b> | 5.2" Dia. X 3.0" Deep Lamp Head Only                             |
| <b>Voltage</b>    | 12-36VDC Multi Voltage   |
| <b>Amp Draw</b>   | 2.2A 12V 0.7A 36V  |
| <b>Connector</b>  | Deutsch Blunt Cut DT04<br>15ft Cigarette Plug with On/Off Switch |
| <b>Mounting</b>   | Magnetic Mount   |

- Color Retail Box Packaging
- 12-36VDC Multi Voltage
- Black Aluminum Housing
- Polycarbonate Lens
- Heavy Duty Magnetic Mount
- Integrated On/Off Switch on Work Light
- 5 Year Warranty

## 1,550 LUMEN 6 LED SPECIAL PERFORMANCE MULTI-VOLTAGE RECTANGULAR WORK LIGHT



| PART NUMBER | MWL-50SP             |
|-------------|----------------------|
| LEDs        | 6                    |
| Lumens      | 1,550                |
| Dimensions  | 6.2" X 3.8" X 1.8"   |
| Voltage     | Auto Select 12-36VDC |
| Amp Draw    | 1.5A 12V 0.5A 36V    |
| Connector   | 2 Wire Leads         |
| Mounting    | 5/16" Diameter Bolt  |

- Philips Lumileds LUXEON® T LEDs
- Auto Select 12-36VDC
- Flood Beam Pattern
- Aluminum Powder Coated Housing
- Polycarbonate Lens
- Low LED Amp Draw
- Stainless Steel Bolt and Bracket
- 5 Year Warranty

## 2,150 LUMEN 8 LED SPECIAL PERFORMANCE MULTI-VOLTAGE RECTANGULAR WORK LIGHT



| PART NUMBER | MWL-57SP             |
|-------------|----------------------|
| LEDs        | 8                    |
| Lumens      | 2,150                |
| Dimensions  | 6.2" X 3.8" X 1.8"   |
| Voltage     | Auto Select 12-36VDC |
| Amp Draw    | 2.3A 12V 0.8A 36V    |

- Philips Lumileds LUXEON® T LEDs
- Auto Select 12-36VDC Multi Voltage
- Flood Beam Pattern
- Electro Deposited Painted Housing
- Polycarbonate Lens
- Low LED Amp Draw
- Stainless Steel Bolt and Bracket
- 5 Year Warranty



## 1,450 LUMEN 15 LED LOW PROFILE FLAT BED ROLL OFF WORK LIGHT

5



### MTBL-10

A powerful rectangular compact thin LED work light. Providing exceptional 1,450 Lumen flood beam light output using 15 LEDs. Featuring Heavy Duty Powder Coated Steel Bracket and Mounting Bolts. Adjustable LED Light Head for precise illumination of the work area.

#### PART NUMBER

MTBL-10

#### MTBL-UBAR

U BRACKET ONLY

#### LEDs

15

#### Lumens

1,450

#### Dimensions

29.5" X 10.3" X 2.0"

#### Voltage

12.8VDC

#### Amp Draw

1.3A

#### Connector

Jerr-Dan OEM Connector

#### Mounting

Two Hole Bracket Mount

- Replaces Jerr-Dan®™ Incandescent Light Bar
- Aluminum Extruded Light Head
- Flood Beam Pattern
- Polycarbonate Lens
- Low LED Amp Draw
- Steel Bracket & Bolts
- 5 Year Warranty

## 1,450 LUMEN 15 LED SURFACE MOUNT LOW PROFILE WORK LIGHT

5

### MWBL-1

A powerful rectangular compact thin Surface Mount LED work light. Providing exceptional 1,450 Lumen flood beam light output using 15 LEDs. Featuring Heavy Duty Powder Coated Steel Brackets and Mounting Bolts. Adjustable LED Light Head for precise illumination of the work area.



#### PART NUMBER

MWBL-1

#### LEDs

15

#### Lumens

1,450

#### Dimensions

27.7" X 2.8" X 1.5"

#### Voltage

12.8VDC

#### Amp Draw

1.3A

#### Connector

2 Blunt Cut Leads

#### Mounting

Surface Mount Steel Brackets and Bolts

- Aluminum Extruded Light Head
- Flood Beam Pattern
- Polycarbonate Lens
- Low LED Amp Draw
- Steel Bracket & Bolts
- 5 Year Warranty

## 2,500 LUMEN SP SPECIAL PERFORMANCE SERIES OVAL 8 LED DUAL VOLTAGE WORK LIGHT



| PART NUMBER | MWL-24SP             |
|-------------|----------------------|
| LEDs        | 8                    |
| Lumens      | 2,500                |
| Dimensions  | 6.3" X 5.3" X 3.6"   |
| Voltage     | Auto Select 12/24VDC |
| Amp Draw    | 3.7A 12V 1.8A 24V    |
| Connector   | 2 10" Wire Leads     |
| Mounting    | 15/32" Diameter Bolt |

- 2 Luxeon M + 6 G2 LEDs
- Dual 12/24VDC Auto Select
- Flood Beam Pattern
- Aluminum Powder Coated Housing
- Polycarbonate Lens
- Low LED Amp Draw
- Stainless Steel Bolt & Swivel Bracket
- 5 Year Warranty

## 3,600 LUMEN SP SPECIAL PERFORMANCE SERIES OVAL 5 LED DUAL VOLTAGE WORK LIGHT



| PART NUMBER | MWL-25SP-A           |
|-------------|----------------------|
| LEDs        | 5                    |
| Lumens      | 3,600                |
| Dimensions  | 6.3" X 5.3" X 3.6"   |
| Voltage     | Auto Select 12/24VDC |
| Amp Draw    | 5.3A 12V 2.5A 24V    |
| Connector   | 2 10" Wire Leads     |
| Mounting    | 15/32" Diameter Bolt |

- 5 Luxeon M LEDs
- Dual 12/24VDC Auto Select
- Flood Beam Pattern
- Aluminum Powder Coated Housing
- Polycarbonate Lens
- Low LED Amp Draw
- Stainless Steel Bolt & Swivel Bracket
- 5 Year Warranty

## 1,000 LUMEN OVAL COMPACT MULTI-VOLTAGE WORK LIGHT



## PART NUMBER MWL-18-B

|            |                    |
|------------|--------------------|
| LEDs       | 4                  |
| Lumens     | 1,000              |
| Dimensions | 3.5" X 3.0" X 2.8" |
| Voltage    | 12-36VDC           |
| Amp Draw   | 1.3A 12V 0.4A 36V  |
| Connector  | 2 11" Wire Leads   |
| Mounting   | 3/8" Diameter Bolt |

- Focus Beam Pattern
- Aluminum Powder Coated Housing
- Polycarbonate Lens
- Low LED Amp Draw
- 5 Year Warranty

## 2,100 LUMEN SQUARE 10 LED DUAL VOLTAGE WORK LIGHT



## PART NUMBER MWL-16

|            |                      |
|------------|----------------------|
| LEDs       | 10                   |
| Lumens     | 2,100                |
| Dimensions | 4.6" X 4.1" X 3.0"   |
| Voltage    | Auto Select 12/24VDC |
| Amp Draw   | 2.7A 12V 1.4A 24V    |
| Connector  | 2 Wire               |
| Mounting   | 3/8" Diameter Bolt   |

- Dual 12/24VDC Auto Select
- Flood Beam Pattern
- Aluminum Black Housing
- Polycarbonate Lens
- Low LED Amp Draw
- Stainless Steel Bolt & Bracket
- 5 Year Warranty

## 1,000/800 LUMEN MINI SQUARE 4 LED DUAL VOLTAGE WORK LIGHT



| PART NUMBER |               |
|-------------|---------------|
| MWL-20      | BLACK FINISH  |
| MWL-20FB    | FOCUS BEAM    |
| MWL-20LS    | SILVER FINISH |

|            |                                   |
|------------|-----------------------------------|
| LEDs       | 4                                 |
| Lumens     | 1,000 (MWL-20), 800 (MWL-20FB/LS) |
| Dimensions | 3.2" X 3.2" X 2.2"                |
| Voltage    | Auto Select 12/24VDC              |
| Amp Draw   | 1.3A 12V 0.7A 24V                 |
| Connector  | 2 10" Wire Leads                  |
| Mounting   | 5/16" Diameter Bolt               |

- Dual 12/24VDC Auto Select
- Flood & Focus Beam Patterns
- Aluminum Powder Coated Housing
- Polycarbonate Lens
- Low LED Amp Draw
- Stainless Steel Bolt & Bracket
- 5 Year Warranty

## 400 LUMEN RECTANGULAR WORK LIGHTS



| PART NUMBER |        |
|-------------|--------|
| MWL-21      | BLACK  |
| MWL-22      | SILVER |

|            |                    |
|------------|--------------------|
| LEDs       | 6                  |
| Lumens     | 400                |
| Dimensions | 4.4" X 2.5" X 1.1" |
| Voltage    | 12.8VDC            |
| Amp Draw   | 0.7A               |
| Connector  | 2 11" Wire Leads   |

- Flood Beam Pattern
- Aluminum Powder Coated Housing
- Polycarbonate Lens
- Low LED Amp Draw
- Stainless Steel Bolt & Bracket
- 5 Year Warranty

## 700 LUMEN 3 LED LOW PROFILE SURFACE MOUNT DUAL VOLTAGE WORK LIGHT



| PART NUMBER | MWL-14<br>M50126     | SWIVEL BRACKET                      |
|-------------|----------------------|-------------------------------------|
| LEDs        | 3                    | • 300° Fahrenheit Temperature Rated |
| Lumens      | 700                  | • High Temp Glass Lens              |
| Dimensions  | 5.9" X 2.2" X 0.9"   | • Flood Beam Pattern                |
| Voltage     | 12/24VDC             | • Aluminum Housing                  |
| Amp Draw    | 1.2A 12V 0.6A 24V    | • Auto Select 12/24VDC              |
| Connector   | 2 Wire               | • Low LED Amp Draw                  |
| Mounting    | 2 Hole Surface Mount | • Optional Swivel Mount Bracket     |
|             |                      | • 5 Year Warranty                   |

## 400 LUMEN 2 LED LOW PROFILE SURFACE MOUNT DUAL VOLTAGE WORK LIGHT



| PART NUMBER | MWL-13<br>M50126     | SWIVEL BRACKET                      |
|-------------|----------------------|-------------------------------------|
| LEDs        | 2                    | • 300° Fahrenheit Temperature Rated |
| Lumens      | 400                  | • High Temp Glass Lens              |
| Dimensions  | 5.9" X 2.2" X 0.9"   | • Flood Beam Pattern                |
| Voltage     | 12/24VDC             | • Aluminum Housing                  |
| Amp Draw    | 0.6A 12V 0.3A 24V    | • Auto Select 12/24VDC              |
| Connector   | 2 Wire               | • Low LED Amp Draw                  |
| Mounting    | 2 Hole Surface Mount | • Optional Swivel Mount Bracket     |
|             |                      | • 5 Year Warranty                   |

## 1,800 LUMEN 10 LED SPECIAL PERFORMANCE MULTI VOLTAGE RECTANGULAR WORK LIGHT



NEW HIGHER LUMENS

| PART NUMBER | MWL-07SP            |                                  |
|-------------|---------------------|----------------------------------|
| LEDs        | 10                  | • Philips LUXEON T® LEDs         |
| Lumens      | 1,800               | • 12-36VDC Multi Voltage         |
| Dimensions  | 6.3" X 3.9" X 1.8"  | • Flood Beam Pattern             |
| Voltage     | 12-36VDC            | • Aluminum Powder Coated Housing |
| Amp Draw    | 2.3A 12V 0.8A 36V   | • Polycarbonate Lens             |
| Connector   | 2 Wire              | • Low LED Amp Draw               |
| Mounting    | 5/16" Diameter Bolt | • Stainless Steel Bolt & Bracket |
|             |                     | • 5 Year Warranty                |

## 1,200 LUMEN 6 LED SPECIAL PERFORMANCE MULTI VOLTAGE RECTANGULAR WORK LIGHT



NEW HIGHER LUMENS

| PART NUMBER | MWL-05SP            |                                  |
|-------------|---------------------|----------------------------------|
| LEDs        | 6                   | • Philips LUXEON T® LEDs         |
| Lumens      | 1,200               | • 12-36VDC Multi Voltage         |
| Dimensions  | 6.3" X 3.9" X 1.8"  | • Flood Beam Pattern             |
| Voltage     | 12-36VDC            | • Aluminum Powder Coated Housing |
| Amp Draw    | 1.5A 12V 0.5A 36V   | • Polycarbonate Lens             |
| Connector   | 2 Wire              | • Low LED Amp Draw               |
| Mounting    | 5/16" Diameter Bolt | • Stainless Steel Bolt & Bracket |
|             |                     | • 5 Year Warranty                |

## GREEN 6 LED SPECIAL PERFORMANCE MULTI VOLTAGE 4X4 ATV RECTANGULAR WORK LIGHT



| PART NUMBER | MWL-05SPGR             | GREEN LED                                  |
|-------------|------------------------|--|
| LEDs        | 6                      | • 6 Green LEDs—Soft Light Won't Spook Prey |
| Dimensions  | 6.3" X 3.9" X 1.8"     | • Philips Lumileds LUXEON® Rebel LEDs      |
| Voltage     | 12-36VDC Multi Voltage | • Preferred By Hunters                     |
| Amp Draw    | 1.1A 12V 0.4A 36V      | • 12-36VDC Multi Voltage                   |
| Connector   | 2 Wire                 | • Flood Beam Pattern                       |
| Mounting    | 5/16" Diameter Bolt    | • Aluminum Powder Coated Housing           |
|             |                        | • Polycarbonate Lens                       |
|             |                        | • Low LED Amp Draw                         |
|             |                        | • Stainless Steel Bolt & Bracket           |
|             |                        | • 5 Year Warranty                          |

## 400 LUMEN 6 LED DUAL VOLTAGE RECTANGULAR WORK LIGHT



| PART NUMBER | MWL-04               |                                  |
|-------------|----------------------|----------------------------------|
| LEDs        | 6                    | • Dual 12/24VDC Voltage          |
| Lumens      | 400                  | • Flood Beam Pattern             |
| Dimensions  | 5.9" X 3.6" X 1.6"   | • Aluminum Powder Coated Housing |
| Voltage     | Auto Select 12/24VDC | • Polycarbonate Lens             |
| Amp Draw    | 0.9A 12V 0.5A 24V    | • Low LED Amp Draw               |
| Connector   | 2 Wire               | • Stainless Steel Bolt & Bracket |
| Mounting    | 5/16" Diameter Bolt  | • 5 Year Warranty                |

## 700 LUMEN 6 LED 4" ROUND RUBBER HOUSING DUAL VOLTAGE WORK LIGHT



| PART NUMBER | MWL-11HL<br>MWL-12<br>MRH-11<br>M50411<br>M50412 | LAMP ONLY<br>HOUSING ONLY<br>BLACK GROMMET<br>ANGLED GROMMET |
|-------------|--|--|
| LEDs        | 6  | • Dual 12/24VDC Voltage                                      |
| Lumens      | 700  | • Flood Beam Pattern   |
| Diameter    | 4.4"   | • Aluminum Lamp Housing                                      |
| Voltage     | 12/24VDC   | • Black Rubber Outer Housing                                 |
| Amp Draw    | 1.6A 12V 0.9A 24V                                | • Polycarbonate Lens   |
| Connector   | Single Wire                                      | • Low LED Amp Draw   |
| Mounting    | 5/16" Diameter Bolt                              | • 5 Year Warranty  |

## 1" ROUND MICRO LED WORK LIGHT



| PART NUMBER | M09370WCL-NS    |  |
|-------------|-----------------|--|
| LED         | 1               | • 1" Micro Design                        |
| Lumens      | 50              | • Built In Black Grommet Included        |
| Diameter    | 1.0"            | • Polycarbonate Lens                     |
| Voltage     | 12.8VDC         | • Low LED Amp Draw                       |
| Amp Draw    | 130ma           | • Stainless Steel Grommet Cover Included |
| Connector   | Blunt Cut Leads | • 5 Year Warranty                        |
| Mounting    | 1-1/8" Hole     |  |



## 1,200 LUMEN 6 LED 5" ROUND DUAL VOLTAGE WORK LIGHT



MWL-01GUARD

| PART NUMBER | MWL-01HP<br>MWL-01GUARD | LENS COVER                       |
|-------------|-------------------------|----------------------------------|
| LEDs        | 6                       | • Dual 12/24VDC Voltage          |
| Lumens      | 1,200                   | • Flood Beam Pattern             |
| Diameter    | 5.0"                    | • Aluminum Powder Coated Housing |
| Depth       | 1.8"                    | • Polycarbonate Lens             |
| Voltage     | 12/24VDC                | • Low LED Amp Draw               |
| Amp Draw    | 2.5A 12VDC 1.3A 24VDC   | • Stainless Steel Bolt & Bracket |
| Connector   | 2 Wire Leads            | • 5 Year Warranty                |
| Mounting    | 5/16" Diameter Bolt     |                                  |

## 550 LUMEN 6 LED 5" ROUND WORK LIGHT



MWL-01GUARD

| PART NUMBER | MWL-01B<br>MWL-01LS<br>MWL-01GUARD | SILVER FINISH<br>LENS COVER      |
|-------------|------------------------------------|----------------------------------|
| LEDs        | 6                                  | • Flood Beam Pattern             |
| Lumens      | 550                                | • Aluminum Powder Coated Housing |
| Diameter    | 5.0"                               | • Polycarbonate Lens             |
| Depth       | 1.8"                               | • Low LED Amp Draw               |
| Voltage     | 12.8VDC                            | • Stainless Steel Bolt & Bracket |
| Amp Draw    | 1.5A                               | • 5 Year Warranty                |
| Connector   | 2 Wire Leads                       |                                  |
| Mounting    | 5/16" Diameter Bolt                |                                  |

## 2" ROUND 2 LED MINI 300 LUMEN LED SWIVEL MOUNT WORK LIGHT



| PART NUMBER | MWL-10SP-SM<br>MWL-10SP-SMCHR | BLACK FINISH<br>CHROME FINISH           |
|-------------|-------------------------------|---|
| LEDs        | 2                             | • 2" Mini Design                        |
| Lumens      | 300                           | • Polycarbonate Lens & Housing          |
| Diameter    | 2.7"                          | • Low LED Amp Draw                      |
| Depth       | 2.1"                          | • Stainless Steel Bolt & Swivel Bracket |
| Voltage     | 12.8VDC                       | • 5 Year Warranty                       |
| Amp Draw    | 0.6A                          |   |
| Connector   | 2 Wire Leads                  |   |
| Mounting    | Bracket 5/16" Diameter Bolt   |   |

## 2" ROUND 2 LED MINI 300 LUMEN LED GROMMET MOUNT WORK LIGHT



M50124 M50413

| PART NUMBER | MWL-10SP<br>M50124<br>M50413 | STAINLESS GROMMET COVER<br>ANGLED GROMMET |
|-------------|------------------------------|---|
| LEDs        | 2                            | • 2" Mini Design                          |
| Lumens      | 300                          | • Polycarbonate Lens & Housing            |
| Diameter    | 2.1"                         | • Low LED Amp Draw                        |
| Depth       | 2.1"                         | • Black Vinyl Grommet Included            |
| Voltage     | 12.8VDC                      | • 5 Year Warranty                         |
| Amp Draw    | 0.6A                         |   |
| Connector   | Blunt Cut Leads              |   |
| Mounting    | 2 - 1/8" Hole                |   |

## 1,500 HIGH LUMEN FLUSH MOUNT RECTANGULAR INTERIOR CARGO LIGHT




| PART NUMBER | M84415-A            | FLUSH MOUNT                      |
|-------------|---------------------|----------------------------------|
| LEDs        | 30                  | • Flush Mount                    |
| Lumens      | 1,500               | • Bright Cool White Light Output |
| Dimensions  | 1.3" X 18.3" X 5.3" | • Refrigeration/Moisture Safe    |
| Voltage     | 12.8VDC             | • Splash Proof Design            |
| CRI         | 86                  | • Frosted Lens                   |
| Amp Draw    | 1.9A                | • Aluminum Housing               |
| Connector   | 2 Blunt Cut Leads   | • 5 Year Warranty                |
| Mounting    | Flush               |                                  |

## 800 LUMEN RECTANGULAR FLUSH MOUNT INTERIOR LIGHT



| PART NUMBER | M84439                |                                  |
|-------------|-----------------------|----------------------------------|
| LEDs        | 48 White              | • Bright Cool White Light Output |
| Lumens      | 800                   | • Refrigeration / Moisture Safe  |
| Dimensions  | 18.3" X 5.3" X 1.0"   | • Splash Proof Design            |
| Voltage     | 12.8VDC               | • Frosted Lens                   |
| Amp Draw    | 1.0A                  | • Polycarbonate Lens & Housing   |
| Connector   | 2 Blunt Cut 12" Leads | • 5 Year Warranty                |
| Mounting    | Flush                 |                                  |

## 800 LUMEN RECTANGULAR FLUSH MOUNT INTERIOR CARGO LIGHT WITH PIR SENSOR



| PART NUMBER | M84444                | FLUSH MOUNT                    |
|-------------|-----------------------|--------------------------------|
| LEDs        | 48 White              | • PIR SENSOR 3 Minute Timeout  |
| Lumens      | 800                   | • Polycarbonate Lens & Housing |
| Dimensions  | 18.3" X 5.3" X 1.0"   | • Refrigeration/Moisture Safe  |
| Voltage     | 12.8VDC               | • Splash Proof Design          |
| Amp Draw    | 0.9A                  | • Frosted Lens                 |
| Connector   | 2 Blunt Cut 12" Leads | • 5 Year Warranty              |
| Mounting    | Flush                 |                                |

## 570 LUMEN RECTANGULAR FLUSH MOUNT INTERIOR LIGHT



| PART NUMBER | M84409           |                            |
|-------------|------------------|----------------------------|
| LEDs        | 36               | • Low Amp Draw             |
| Lumens      | 570              | • Refrigeration Safe       |
| Width       | 18.3"            | • Resin Sealed Electronics |
| Height      | 5.30"            | • Polycarbonate Lens       |
| Depth       | 0.9"             | • Powder Coated            |
| Voltage     | 12.8VDC          | • Aluminum Housing         |
| Amp Draw    | 0.6A             | • 5 Year Warranty          |
| Mounting    | Flush            |                            |
| Connector   | 2 Wire 12" Leads |                            |

## 380 LUMEN RECTANGULAR FLUSH MOUNT INTERIOR LIGHT



| PART NUMBER | M84408              |                            |
|-------------|---------------------|----------------------------|
| LEDs        | 20                  | • Low Amp Draw             |
| Lumens      | 380                 | • Refrigeration Safe       |
| Dimensions  | 18.3" X 5.3" X 1.0" | • Resin Sealed Electronics |
| Voltage     | 12.8VDC             | • Polycarbonate Lens       |
| Amp Draw    | 380ma               | • Powder Coated            |
| Mounting    | Flush               | Aluminum Housing           |
| Connector   | 2 Wire 12" Leads    | • 5 Year Warranty          |

## 2,600 HIGH LUMEN RECTANGULAR SURFACE MOUNT INTERIOR LIGHT



| PART NUMBER | M84417                | SURFACE MOUNT                    |
|-------------|-----------------------|----------------------------------|
| LEDs        | 90                    | • Four Hole Surface Mount        |
| Lumens      | 2,600                 | • Bright Cool White Light Output |
| Dimensions  | 0.8" X 23.3" X 3.5"   | • Refrigeration/Moisture Safe    |
| Voltage     | 12.8VDC               | • Splash Proof Design            |
| Amp Draw    | 2.6A                  | • Frosted Lens                   |
| Connector   | 2 Blunt Cut 12" Leads | • 5 Year Warranty                |
| Mounting    | Four Hole Surface     |                                  |

## 1,500 LUMEN RECTANGULAR SURFACE MOUNT INTERIOR LIGHT



| PART NUMBER | M84416                | SURFACE MOUNT                    |
|-------------|-----------------------|----------------------------------|
| LEDs        | 66                    | • Surface Mount                  |
| Lumens      | 1,500                 | • 66 Samsung™ 2323 LEDs          |
| Dimensions  | 0.8" X 16.6" X 3.5"   | • Bright Cool White Light Output |
| Voltage     | 12.8VDC               | • Refrigeration/Moisture Safe    |
| CRI         | 86                    | • Splash Proof Design            |
| Amp Draw    | 1.9A                  | • Frosted Lens                   |
| Connector   | 2 Blunt Cut 12" Leads | • 5 Year Warranty                |
| Mounting    | Four Hole Surface     |                                  |

## 800 LUMEN RECTANGULAR SURFACE MOUNT INTERIOR LIGHT



| PART NUMBER | M84440                    | SURFACE MOUNT                    |
|-------------|---------------------------|----------------------------------|
| LEDs        | 48 White                  | • Bright Cool White Light Output |
| Lumens      | 800                       | • Refrigeration/Moisture Safe    |
| Dimensions  | 16.5" X 3.5" X 0.8"       | • Splash Proof Design            |
| Voltage     | 12.8VDC                   | • Frosted Lens                   |
| Connector   | 2 Blunt Cut 12" Leads     | • Polycarbonate Lens & Housing   |
| Mounting    | Four Hole Screws Included | • 5 Year Warranty                |
| Amp Draw    | 0.8A                      |                                  |



## 1,275 LUMEN RECTANGULAR SURFACE MOUNT INTERIOR LIGHT



| PART NUMBER | M84426              | SURFACE MOUNT                    |
|-------------|---------------------|----------------------------------|
| LEDs        | 216 3020 SMD        | • Surface Mount Design           |
| Lumens      | 1,275               | • 216 LEDs                       |
| Dimensions  | 22.8" X 5.8" X 1.3" | • Hidden Mounting Screws         |
| Voltage     | 12/24VDC            | • Bright Cool White Light Output |
| CRI         | 70                  | • Powder Coated Housing          |
| Amp Draw    | 1.3A 12V 0.9A 24V   | • Polycarbonate Frosted Lens     |
| Connector   | 2 Blunt Cut Leads   | • 5 Year Warranty                |
| Mounting    | Surface             |                                  |

## 2,000 LUMEN RECTANGULAR SURFACE MOUNT INTERIOR LIGHT



| PART NUMBER | M84418              | SURFACE MOUNT                    |
|-------------|---------------------|----------------------------------|
| LEDs        | 144                 | • Surface Mount Design           |
| Lumens      | 2,000               | • Bright Cool White Light Output |
| Dimensions  | 22.8" X 5.8" X 1.3" | • Polished Aluminum Housing      |
| Voltage     | 12/24VDC            | • Polycarbonate Frosted Lens     |
| CRI         | 70                  | • 5 Year Warranty                |
| Amp Draw    | 2.6A 12V 1.2A 24V   |                                  |
| Connector   | 2 Blunt Cut Leads   |                                  |
| Mounting    | Surface             |                                  |

## 200 LUMEN 3" X 6" INTERIOR COMPARTMENT LIGHT



| PART NUMBER | M84407-B             |                              |
|-------------|----------------------|------------------------------|
| LEDs        | 12                   | • Refrigeration Safe         |
| Lumens      | 200                  | • Snap-On Polycarbonate Lens |
| Dimensions  | 5.8" X 2.9" X 0.7"   | • Hidden Mounting Screws     |
| Amp Draw    | 190ma                | • Low Amp Draw               |
| Voltage     | 12.8VDC              | • 5 Year Warranty            |
| Mounting    | Four Hole 3/16" Dia. |                              |
| Connector   | 2 Wire Leads         |                              |


## 530 LUMEN 3" X 6" SURFACE MOUNT RECTANGULAR INTERIOR CARGO LIGHT



| PART NUMBER | M84427-A             | SURFACE MOUNT                    |
|-------------|----------------------|----------------------------------|
| LEDs        | 27                   | • Bright Cool White Light Output |
| Lumens      | 530                  | • Refrigeration/Moisture Safe    |
| Dimensions  | 5.8" X 2.9" X 0.7"   | • Hidden Mounting Screws         |
| Voltage     | 12.8VDC              | • Snap-On Polycarbonate Lens     |
| Amp Draw    | 0.5A                 | • 5 Year Warranty                |
| Connector   | 2 Blunt Cut Leads    |                                  |
| Mounting    | Four Hole 3/16" Dia. |                                  |

## 21" LOW PROFILE DUAL COLOR RED / WHITE RECTANGULAR SURFACE MOUNT INTERIOR LIGHT

NEW



### PART NUMBER M84438RW

|            |                            |                                |
|------------|----------------------------|--------------------------------|
| LEDs       | 24 Red/ 64 White           | • Touch Capacitance Switch     |
| Lumens     | 1,000                      | • Polycarbonate Lens & Housing |
| Dimensions | 21.6" X 4.7" X 1.2" Deep   | • 5 Year Warranty              |
| Voltage    | 12.8VDC                    |                                |
| Amp Draw   | 1.1A                       |                                |
| Connector  | Two 4.5" Wire Leads 18AWG. |                                |
| Mounting   | Two Hole Surface Mount     |                                |
| Switch     | Off/Red/White              |                                |

## 21" LOW PROFILE 1,000 LUMEN RECTANGULAR SURFACE MOUNT INTERIOR LIGHT



### PART NUMBER M84438

|            |                            |                                |
|------------|----------------------------|--------------------------------|
| LEDs       | 64                         | • Touch Capacitance Switch     |
| Lumens     | 1,000                      | • Polycarbonate Lens & Housing |
| Dimensions | 21.6" X 4.7" X 1.2" Deep   | • 5 Year Warranty              |
| Voltage    | 12.8VDC                    |                                |
| Amp Draw   | 1.1A                       |                                |
| Connector  | Two 4.5" Wire Leads 18AWG. |                                |
| Mounting   | Two Hole Surface Mount     |                                |

## 14" LOW PROFILE 315 LUMEN RECTANGULAR SURFACE MOUNT INTERIOR LIGHT



### PART NUMBER M84400

|            |                          |                                   |
|------------|--------------------------|-----------------------------------|
| LEDs       | 50                       | • 3 Position Remote/ON/Off Switch |
| Lumens     | 315                      | • 2 Hole Surface Mount            |
| Dimensions | 14.0" X 3.6" X 0.7" Deep | • Low Amp Draw                    |
| Voltage    | 12.8VDC                  | • 5 Year Warranty                 |
| Amp Draw   | 0.5A                     |                                   |
| Mounting   | Surface                  |                                   |
| Connector  | 3 Wire 7" Leads          |                                   |


## 21" INTERIOR FLUSH MOUNT DOME LIGHT



### PART NUMBER M84410 BLACK

|            |                          |                                  |
|------------|--------------------------|----------------------------------|
| LEDs       | 30                       | • OEM Style Connector            |
| Lumens     | 570 Hi 185 Low           | • Low Amp Draw                   |
| Dimensions | 20.4" X 6.3" X 1.2" Deep | • 3 Position Hi/Low/Off Switch   |
| Voltage    | 12.8VDC                  | • Resin Sealed Electronics       |
| Amp Draw   | 0.7A                     | • Polycarbonate Lens             |
| Mounting   | Flush                    | • Powder Coated Aluminum Housing |
| Connector  | 3-Pin Delphi             | • 5 Year Warranty                |

## INTERIOR WHITE LED FLAT PANEL LIGHTING – WAFER THIN DESIGN



| PART NUMBER | M84428              | M84411-B    | M84412-B    | M84414-BWW WARM WHITE<br>M84414-BCW COOL WHITE |   |
|-------------|---------------------|-------------|-------------|--|---|
| LEDs        | 36                  | 24          | 18          | 12   | <ul style="list-style-type: none"> <li>• Stack Free LED Design</li> <li>• Even Light Dispersion</li> <li>• No Hot Spots</li> <li>• Flat Screen Lens</li> <li>• Ultra Thin 1/2" Design</li> <li>• Mounting Bracket Included</li> <li>• Black Powder Coated Frame</li> <li>• Low Amp Draw</li> <li>• 5 Year Warranty</li> </ul> |
| Lumens      | 500                 | 525         | 161         | 80 BWW 100 BCW                                 |   |
| Dimensions  | 5.9" X 5.9"         | 4.7" X 6.3" | 4.8" X 4.7" | 3.4" X 3.2"                                    |   |
| Depth       | 0.3"                | 0.5"        | 0.5"        | 0.5"   |   |
| Voltage     | 12/24VDC            | 12.8VDC     | 12.8VDC     | 12.8VDC  |   |
| Amp Draw    | 0.5A 12V 0.3A 24VDC | 0.8A        | 0.7A        | 0.4A   |   |
| Connector   | 2 Wire              | 2 Wire      | 2 Wire      | 2 Wire   |   |
| Mounting    | 4 Hole Surface      | Bracket     | Bracket     | Bracket  |   |

## M844281-A NEW VERSION TYPE 2 CARGO LIGHT



The popular Type 2 Cargo Light now provides 650 Lumens and includes two thumb screws for 360° tilt adjustment.

| PART NUMBER | M844281-A | TYPE 2 CARGO LIGHT  |                       |
|-------------|-----------|---------------------|-----------------------|
| LEDs        | 9         | Lumens              | 650                   |
| Voltage     | 12.8VDC   | L x H x D (Overall) | 20.4" X 1.0" X 0.9"   |
| Amp Draw    | 0.8A      | Connector           | 2 Blunt Cut 12" Leads |

## M844282-A NEW VERSION TYPE 3 CARGO LIGHT DUAL HIGH/LOW 550 & 250 LUMEN OUTPUT



The popular Type 3 Cargo Light has a slimmer more compact shape with an illuminated three position switch. With 550 Lumen on the High side and 250 Lumen on the low side.

| PART NUMBER | M844282-A        | TYPE 3 CARGO LIGHT |                        |
|-------------|------------------|--------------------|------------------------|
| LEDs        | 36               | Lumens             | 550 HI / 250 LOW       |
| Voltage     | 12.8VDC          | L x H x D          | 19.4" X 2.4" X 1.1"    |
| Amp Draw    | 0.9A HI 0.4A LOW | Connector          | Two 15" Jacketed Wires |

## 6" INTERIOR 24 ALL LED DUAL COLOR RED/WHITE DOME LIGHT



### PART NUMBER M84434RW

### RED/WHITE DUAL COLOR

|            |                       |
|------------|-----------------------|
| LEDs       | 24 Red/White          |
| Lumens     | 105 (White)           |
| Dimensions | 5.9" X 1.0"           |
| Voltage    | 12.8VDC               |
| Amp Draw   | 110ma White 160ma Red |
| Connector  | 2 Blunt Cut Leads     |
| Mounting   | Three Hole Surface    |

- Three Position White/Off/Red Rocker Switch
- Thin Low Profile Design
- Polycarbonate Lens & Housing
- Wire Channel Guide for Flat Surface Mounting
- 5 Year Warranty

## 6" INTERIOR 24 ALL LED DUAL COLOR RED/WHITE DOME LIGHT NO SWITCH

NEW



### PART NUMBER M84435RW

### RED/WHITE DUAL COLOR

|            |                       |
|------------|-----------------------|
| LEDs       | 24 Red/White          |
| Lumens     | 135 (White)           |
| Dimensions | 5.9" X 1.0"           |
| Voltage    | 12.8VDC               |
| Amp Draw   | 110ma White 160ma Red |
| Connector  | 3 Blunt Cut Leads     |
| Mounting   | Three Hole Surface    |

- Thin Low Profile Design
- Polycarbonate Lens & Housing
- Wire Channel Guide for Flat Surface Mounting
- 5 Year Warranty

## 6" INTERIOR HIGH LUMEN LOW PROFILE DOME LIGHTS - THREE MODELS PIR MOTION SENSOR - ON/OFF SWITCH - HARD WIRED



### PART NUMBER M84433-A

### PIR SENSOR

|            |                    |
|------------|--------------------|
| LEDs       | 42                 |
| Lumens     | 1,000              |
| Dimensions | 5.9" X 1.2"        |
| Voltage    | 12.8VDC            |
| Amp Draw   | 1.1A               |
| Connector  | 2 Blunt Cut Leads  |
| Mounting   | Three Hole Surface |

- PIR Sensor Passive Infra Red 3 Minute Timeout
- Thin Low Profile Design
- Polycarbonate Lens & Aluminum Housing
- Wire Channel Guide for Flat Surface Mounting
- 5 Year Warranty



### PART NUMBER M84434-A

### DUAL OUTPUT 1200/450 LUMEN

|            |                    |
|------------|--------------------|
| LEDs       | 42                 |
| Lumens     | 1,200 HI / 450 LOW |
| Dimensions | 5.9" X 1.2"        |
| Voltage    | 12.8VDC            |
| Amp Draw   | 1.4A HI 0.6A LOW   |
| Connector  | 2 Blunt Cut Leads  |
| Mounting   | Three Hole Surface |

- Three Position HI/OFF/LOW Rocker Switch
- Thin Low Profile Design
- Polycarbonate Lens & Aluminum Housing
- Wire Channel Guide for Flat Surface Mounting
- 5 Year Warranty



### PART NUMBER M84435-A

### HARD WIRED

|            |                    |
|------------|--------------------|
| LEDs       | 42                 |
| Lumens     | 1,200              |
| Dimensions | 5.9" X 1.2"        |
| Voltage    | 12.8VDC            |
| Amp Draw   | 1.5A               |
| Connector  | 2 Blunt Cut Leads  |
| Mounting   | Three Hole Surface |

- Thin Low Profile Design
- Polycarbonate Lens & Aluminum Housing
- Wire Channel Guide for Flat Surface Mounting
- 5 Year Warranty

## 5.7" LOW PROFILE 450 LUMEN ROUND SURFACE MOUNT INTERIOR LIGHT



**PART NUMBER** M84443  
M50136

**WHITE**  
**OPTIONAL CHROME BEZEL**

**LEDs** 36  
**Lumens** 450  
**Dimensions** 5.7" Diameter  
X 0.4" Deep  
**Voltage** 12.8VDC

**Amp Draw** 430ma  
**Connector** 2 Wire 12"  
**Mounting** 3 Hole Screws Included  
**Warranty** 5 Year  
• Completely Sealed

## 5.7" LOW PROFILE 320 LUMEN ROUND SURFACE MOUNT INTERIOR LIGHT



**PART NUMBER** M84442  
M50136

**WHITE**  
**OPTIONAL CHROME BEZEL**

**LEDs** 27  
**Lumens** 320  
**Dimensions** 5.7" Diameter  
X 0.4" Deep  
**Voltage** 12.8VDC

**Amp Draw** 370ma  
**Connector** 2 Wire 12"  
**Mounting** 3 Hole Screws Included  
**Warranty** 5 Year  
• Completely Sealed

## 3.0" LOW PROFILE 150 LUMEN ROUND SURFACE MOUNT INTERIOR LIGHT



**PART NUMBER** M84441  
M50135

**WHITE**  
**OPTIONAL CHROME BEZEL**

**LEDs** 15  
**Lumens** 150  
**Dimensions** 3.0" Diameter  
X 0.3" Deep  
**Voltage** 12.8VDC

**Amp Draw** 250ma  
**Connector** 2 Wire 12"  
**Mounting** 4 Hole Screws Included  
**Warranty** 5 Year

## 5.50" 325/450 LUMEN ROUND SURFACE MOUNT INTERIOR LIGHTS



SHOWN WITH  
OPTIONAL M50129  
CHROME BEZEL

**PART NUMBER** M84405-C

**M84406-C**

**LEDs** 18  
**Lumens** 325  
**Amp Draw** 360ma  
**Diameter** 5.5"  
**Depth** 0.8"  
**Voltage** 12.8VDC  
**Mounting** Three Hole  
**Connector** 2 Wire

27  
450  
560ma  
5.5"  
0.8"  
12.8VDC  
Three Hole  
2 Wire

- Interior Dome Light
- Polycarbonate Lens & Housing
- Low Amp Draw
- Completely Sealed
- 5 Year Warranty

## 450 LUMEN THIN PROFILE ROUND GROMMET MOUNT DOME LIGHT



**PART NUMBER** M84436

**LEDs** 24  
**Lumens** 450  
**Diameter** 4.3"  
**Depth** 0.5"  
**Voltage** 12.8VDC  
**Amp Draw** 480ma  
**Connector** 2 Blunt Cut Leads

- Thin 0.5" Low Profile Design
- Strain Relief Clip
- Completely Sealed
- Polycarbonate Lens & Housing
- 5 Year Warranty

**Mounting** Grommet



## NEW LOWER PROFILE RIGID WHITE INTERIOR STRIP LIGHTS



| PART NUMBER | M84423-B | M84424-B | M84425-B | M84429-B |                                  |
|-------------|----------|----------|----------|----------|----------------------------------|
| Length      | 19.2"    | 25.1"    | 36.8"    | 48.8"    | • Ultra Bright Interior Light    |
| Height      | 0.6"     | 0.6"     | 0.6"     | 0.6"     | • Even Wide LED Light Dispersion |
| Width       | 0.9"     | 0.9"     | 0.9"     | 0.9"     | • Frosted Lens Cover             |
| LEDs        | 53       | 71       | 107      | 143      | • Low Amp Draw                   |
| Lumens      | 375      | 500      | 750      | 1,000    | • 19.2", 25.1", 36.8"            |
| Voltage     | 12.8VDC  | 12.8VDC  | 12.8VDC  | 12.8VDC  | and 48.8" Lengths                |
| Amp Draw    | 0.5A     | 0.7A     | 1.0A     | 1.3A     | • 5 Year Warranty                |
| Mounting    | Surface  | Surface  | Surface  | Surface  |                                  |
| Connector   | 2 Wire   | 2 Wire   | 2 Wire   | 2 Wire   |                                  |

## WATERPROOF EXTERIOR UNDER CARRIAGE LIGHTING




| PART NUMBER | M84421-C | M84419-C | M84420-C | M84445-C | M84422-C |   |
|-------------|----------|----------|----------|----------|----------|---|
| Length      | 23.8"    | 18.3"    | 13"      | 8.6"     | 4.4"     | • Wire Mounting Spacer Blocks Included        |
| Height      | 1.4"     | 1.4"     | 1.4"     | 1.4"     | 1.4"     | • Waterproof Exterior Undercarriage Lighting  |
| Depth       | 1.4"     | 1.4"     | 1.4"     | 1.4"     | 1.4"     | • Sealed Moisture Corrosion Proof Electronics |
| LEDs        | 72       | 54       | 36       | 21       | 6        | • Polycarbonate Lens                          |
| Lumens      | 1200     | 975      | 650      | 375      | 75       | • Aluminum Housing with Rugged Nylon End Caps |
| Voltage     | 12.8VDC  | 12.8VDC  | 12.8VDC  | 12.8VDC  | 12.8VDC  | • 120 Degree Light Output                     |
| Amp Draw    | 1.1A     | 0.8A     | 0.6A     | 0.3A     | 0.1A     | • Low Amp Draw                                |
|             |          |          |          |          |          | • Connector 2 Male .180                       |
|             |          |          |          |          |          | • 1 Year Warranty                             |

## NEW TYPE 1 CARGO LIGHT — *INTERIOR USE ONLY*



| PART NUMBER | M844280B-BLK | BLACK HOUSING         | M844280B-CH   | CHROME HOUSING                             |
|-------------|--------------|-----------------------|---------------|--|
| LEDs        | 54           | Operating Temperature | -40 C / +50 C | • 2 Hole Surface Mount Design              |
| Lumens      | 600          | AMP Draw              | 0.8A Black    | • Efficient / Affordable Interior Lighting |
| Length      | 18.9"        |                       | 0.7A Chrome   | • Light Refraction Lens Material           |
| Height      | 1.6"         | Mounting              | Surface       | • Lightweight Base & Lens Design           |
| Depth       | 0.9"         | Connector             | 12" Wire      | • Refrigeration Safe                       |
| Voltage     | 12.8VDC      |                       |               | • 5 Year Warranty                          |

## TYPE 1 CARGO LIGHT WITH ADJUSTABLE REFLECTOR HOOD — *INTERIOR USE ONLY*



| PART NUMBER | M844280-A | M84403-A | M84403-A-D  | M84404-A |   |
|-------------|-----------|----------|-------------|----------|---|
| LEDs        | 36        | 24       | 24          | 12       | <ul style="list-style-type: none"><li>• 2 Hole Surface Mount Design</li><li>• Polished Adjustable Aluminum Reflector</li><li>• Low LED Amp Draw</li><li>• 5 Year Warranty</li></ul> |
| Lumens      | 700       | 500      | 500         | 300      |   |
| Length      | 19.8"     | 13.9"    | 13.9"       | 8.0"     |   |
| Height      | 1.4"      | 1.4"     | 1.4"        | 1.4"     |   |
| Depth       | 0.9"      | 0.9"     | 0.9"        | 0.9"     |   |
| Voltage     | 12.8VDC   | 12.8VDC  | 12.8VDC     | 12.8VDC  |   |
| Amp Draw    | 1.2A      | 0.7A     | 0.7A        | 0.4A     |   |
| Mounting    | Surface   | Surface  | Surface     | Surface  |   |
| Connector   | 12" Wire  | 12" Wire | 12" Deutsch | 12" Wire |   |

### NEW SUPER SOFT FLEXIBLE SILICONE STRIP LIGHTING



The New MSLS Series of Silicone LED interior strip lighting offers unparalleled flexibility when applied to tight radiuses. All while providing excellent illumination for cabs, compartment, cargo and work spaces. Comes with easy to install self adhesive backing. Maxxima MSLS Strips can be applied to any clean surface. Cool White color available in five lengths, 18", 24" 36", 45" and 78". The MSLS Series will provide reliable interior/exterior lighting with ultra low amp draw, long LED life & moisture proof construction. OEM Bulk Pack Available.


- Retail Color Display Box—OEM Bulk Pack Available
- Soft Super Flexible Silicone Jacket
- Cool White for Best Illumination
- Available in 18", 24", 36", 45" and 78" Lengths
- Space Saving Low Profile Design
- Easy to Install Self Adhesive Backing
- Completely Sealed Moisture Proof Electronics
- 12.8 VDC
- 5 Year Warranty
- 2 Year Warranty if Applied to Exterior Surfaces

#### PRODUCT SPECS

| PART NUMBER | COLOR      | LENGTH | WIDTH | LEDs | LUMENS | AMP  |
|-------------|------------|--------|-------|------|--------|------|
| MSLS-1827   | COOL WHITE | 18"    | 0.4"  | 27   | 410    | 0.5A |
| MSLS-2436   | COOL WHITE | 24"    | 0.4"  | 36   | 550    | 0.7A |
| MSLS-3654   | COOL WHITE | 36"    | 0.4"  | 54   | 825    | 1.0A |
| MSLS-4569   | COOL WHITE | 45"    | 0.4"  | 69   | 1,050  | 1.3A |
| MSLS-78120  | COOL WHITE | 78"    | 0.4"  | 120  | 1,830  | 2.3A |

## MLS SERIES STRIP LIGHTING

5



M50130 MOUNTING KIT



LED interior lighting offers excellent illumination for cabs, compartment, cargo and work spaces. With easy to install self adhesive backing, Maxxima MLS Strips can be applied to any clean surface. Available in a variety of lengths and five colors. The MLS Series will provide reliable interior lighting with ultra low amp draw, long LED life & moisture proof construction.

- M50130 Mounting Kit Included
- Cool White/Bright White for Best Illumination
- Warm White/Softer Warm White for Cabs & Sleepers
- Red, Blue and Amber
- Available in 18", 24", 36", 78" and 96" Lengths
- PVC Outer Jacket
- Wire Strain Relief
- Space Saving Low Profile Design
- Easy to Install 3M Self Adhesive Backing
- Completely Sealed Moisture Proof Electronics
- 12.8VDC
- 5 Year Warranty

— 1 Year Warranty if Applied to Exterior Surfaces

### PRODUCT SPECS


| PART NUMBER                    | COLOR       | LENGTH | WIDTH | DEPTH | LEDs | LUMENS | AMP  |
|--------------------------------|-------------|--------|-------|-------|------|--------|------|
| MLS-1827-A                     | COOL WHITE  | 18"    | 0.5"  | 0.2"  | 27   | 300    | 0.5A |
| MLS-2436-A                     | COOL WHITE  | 24"    | 0.5"  | 0.2"  | 36   | 408    | 0.7A |
| MLS-2436-AD DEUTSCH CONNECTOR  | COOL WHITE  | 24"    | 0.5"  | 0.2"  | 36   | 408    | 0.7A |
| MLS-3654-A                     | COOL WHITE  | 36"    | 0.5"  | 0.2"  | 54   | 612    | 1.1A |
| MLS-3654WYCL                   | AMBER WHITE | 36"    | 0.5"  | 0.2"  | 27   | 300    | 0.8A |
| MLS-4569-A                     | COOL WHITE  | 45"    | 0.5"  | 0.2"  | 69   | 782    | 1.4A |
| MLS-4569-AD DEUTSCH CONNECTOR  | COOL WHITE  | 45"    | 0.5"  | 0.2"  | 69   | 782    | 1.4A |
| MLS-78120-AD DEUTSCH CONNECTOR | COOL WHITE  | 78"    | 0.5"  | 0.2"  | 120  | 1,360  | 2.4A |
| MLS-96147A-MHE                 | COOL WHITE  | 96"    | 0.5"  | 0.2"  | 147  | 1,600  | 2.4A |
| MLS-1827WW-A                   | WARM WHITE  | 18"    | 0.5"  | 0.2"  | 27   | 369    | 0.5A |
| MLS-2436WW-A                   | WARM WHITE  | 24"    | 0.5"  | 0.2"  | 36   | 492    | 0.7A |
| MLS-3654WW-A                   | WARM WHITE  | 36"    | 0.5"  | 0.2"  | 54   | 738    | 1.1A |
| MLS-1827BL                     | BLUE        | 18"    | 0.5"  | 0.2"  | 27   | N/A    | 0.6A |
| MLS-2436BL                     | BLUE        | 24"    | 0.5"  | 0.2"  | 36   | N/A    | 0.7A |
| MLS-3654BL                     | BLUE        | 36"    | 0.5"  | 0.2"  | 54   | N/A    | 1.1A |
| MLS-1827R                      | RED         | 18"    | 0.5"  | 0.2"  | 27   | N/A    | 0.6A |
| MLS-2436R                      | RED         | 24"    | 0.5"  | 0.2"  | 36   | N/A    | 0.7A |
| MLS-3654R                      | RED         | 36"    | 0.5"  | 0.2"  | 54   | N/A    | 1.1A |
| MLS-1827Y                      | AMBER       | 18"    | 0.5"  | 0.2"  | 27   | N/A    | 0.6A |
| MLS-2436Y                      | AMBER       | 24"    | 0.5"  | 0.2"  | 36   | N/A    | 0.7A |
| MLS-3654Y                      | AMBER       | 36"    | 0.5"  | 0.2"  | 54   | N/A    | 1.1A |

## NEW SWITCHED MLS SERIES STRIP LIGHTING

NEW



ILLUMINATED SWITCH  
BLUE IN STANDBY, RED WHEN ON



The New Switched Versions of our MLS Series of LED interior strip lighting offers excellent illumination and feature an Illuminated ON/OFF switch attached right on the light with a third wire for optional door control included. The Cool White Switched Strips are available in four lengths, 18", 24", 36" and 45". With easy to install self adhesive backing. Maxxima Switched MLS Strips can be applied to any clean surface.

- Ultra Low Amp Draw
- Third Wire for Optional Door Control
- Long LED Life & Moisture Proof Construction
- Cool White For Best Illumination
- Interior Use Only
- Available in 18", 24", 36" and 45" Lengths
- Space Saving Low Profile Design
- 12.8VDC
- Easy to Install Self Adhesive Backing
- 5 Year Warranty

### PRODUCT SPECS

| PART NUMBER   | COLOR      | STRIP LENGTH* | WIDTH | LEDs | AMP  |
|---|------------|---------------|-------|------|------|
| <b>MLS-1827-A-SW</b><br>White LED Adhesive Strip Light 18" - Touch Cap ON/OFF Switch with Remote Wire | COOL WHITE | 18"           | 0.5"  | 27   | 0.4A |
| <b>MLS-2436-A-SW</b><br>White LED Adhesive Strip Light 24" Touch Cap ON/OFF Switch with Remote Wire   | COOL WHITE | 24"           | 0.5"  | 36   | 0.6A |
| <b>MLS-3654-A-SW</b><br>White LED Adhesive Strip Light 36" Touch Cap ON/OFF Switch with Remote Wire   | COOL WHITE | 36"           | 0.5"  | 54   | 0.8A |
| <b>MLS-4569-A-SW</b><br>White LED Adhesive Strip Light 45" Touch Cap ON/OFF Switch with Remote Wire   | COOL WHITE | 45"           | 0.5"  | 69   | 1.1A |

\*Strip Length Does Not Include Switch



## MLS SERIES DOUBLE ROW STRIP LIGHTING



Maxxima introduces 8 Interior Double Row LED Strip Lights to our popular line of single row lights. Now you can have double the LED illumination in two colors, cool & warm white, in 4 lengths for cab, compartment, cargo and work space applications. The Double Row LED Series will provide reliable interior lighting with ultra low amp draw, long LED life and moisture proof construction.

- Cool White/Bright White for Best Illumination
- Warm White/Softer Warm White for Cabs & Sleepers
- Available in 18", 24", 36" and 45" Lengths
- Space Saving Low Profile Design
- Easy to Install Self Adhesive Backing
- Completely Sealed Moisture Proof Electronics
- 12.8VDC
- 5 Year Warranty

— 1 Year Warranty if Applied to Exterior Surfaces



| PART NUMBER       | DOUBLE ROW LED STRIP LIGHTS                   | LEDs     | WIDTH | DEPTH | AMP  |
|-------------------|---|----------|-------|-------|------|
| <b>MLS-D18108</b> | White Double Row LED Adhesive Strip Light 18" | 108 LEDs | 0.6"  | 0.2"  | 0.7A |
| <b>MLS-D24144</b> | White Double Row LED Adhesive Strip Light 24" | 144 LEDs | 0.6"  | 0.2"  | 0.9A |
| <b>MLS-D36216</b> | White Double Row LED Adhesive Strip Light 36" | 216 LEDs | 0.6"  | 0.2"  | 1.4A |
| <b>MLS-D45276</b> | White Double Row LED Adhesive Strip Light 45" | 276 LEDs | 0.6"  | 0.2"  | 1.6A |

## SINGLE & DOUBLE ROW STRIP LIGHTS 16.50' REELS INTERIOR USE ONLY- NON JACKETED DOUBLE SIDED SELF ADHESIVE BACKING AVAILABLE IN COOL WHITE & WARM WHITE COLORS 1 YEAR WARRANTY



| PART NUMBER        | DESCRIPTION                       | LEDs      | WIDTH | AMP  |
|--------------------|-----------------------------------|-----------|-------|------|
| <b>MLR-D3020CW</b> | 16.50' Reel Double Row Cool White | 1200 LEDs | 0.6"  | 4.8A |
| <b>MLR-D3020WW</b> | 16.50' Reel Double Row Warm White | 1200 LEDs | 0.6"  | 4.8A |

## CHROME MICRO INTERIOR COURTESY



| PART NUMBER | LCL-3MBR AMBER<br>LCL-3BL BLUE | LCL-3R RED<br>LCL-3CL WHITE |
|-------------|--------------------------------|-----------------------------|
| LEDs        | 3                              | • Interior Use Only         |
| Lumens      | 20(LCL-3CL White)              | • Chrome Housing            |
| Dimensions  | 1"W X 0.9"H X 0.4"D            | • 1 Year Warranty           |
| Voltage     | 12.8VDC                        |                             |
| Amp Draw    | 20ma                           |                             |
| Mounting    | 2 Hole Surface                 |                             |
| Connector   | 2 Wire Leads                   |                             |

## STAINLESS STEEL BEZEL INTERIOR COURTESY



| PART NUMBER | LED-300MBR AMBER<br>LED-300R RED | LED-300CL WHITE         |
|-------------|----------------------------------|-------------------------|
| LEDs        | 3                                | • Interior Use Only     |
| Lumens      | 15(LED-300CL White)              | • Stainless Steel Bezel |
| Dimensions  | 2.7"W X 1.3"H X 0.6"D            | • Sealed Electronics    |
| Voltage     | 12.8VDC                          | • 1 Year Warranty       |
| Amp Draw    | 30ma                             |                         |
| Connector   | 2 Wire Leads                     |                         |

## SWITCHED INTERIOR FLIP LIGHT



| PART NUMBER | LED-063CL             | WHITE                           |
|-------------|-----------------------|---------------------------------|
| LED         | 1                     | • Switch Built into the Lens    |
| Lumens      | 12                    | • Sealed Electronics            |
| Dimensions  | 2.1"H X 1.2"D         | • Hole Cut Out 3 3/16" X 1 1/8" |
| Voltage     | 12.8VDC               | • Remote Switch Capability      |
| Amp Draw    | 30ma                  | • 1 Year Warranty               |
| Mounting    | 2 Screws              |                                 |
| Connector   | Plated Terminals      |                                 |
| Accessories | 063CH Stainless Bezel |                                 |

## STAINLESS STEEL OVAL INTERIOR COURTESY LIGHT



| PART NUMBER | M72270WCL           | WHITE                          |
|-------------|---------------------|--------------------------------|
| LEDs        | 13                  | • Easy Snap On Stainless Bezel |
| Lumens      | 50                  | • US Patent No. D514008        |
| Dimensions  | 6.5"W X 2"H X 0.9"D | • 2 Hole Surface Mount         |
| Voltage     | 12.8VDC             | • Solid State Circuit Board    |
| Amp Draw    | 90ma                | • 5 Year Warranty              |
| Mounting    | 2 Hole Surface      |                                |
| Connector   | PL-2                |                                |

## OVAL CHROME INTERIOR COMPARTMENT LIGHT



| PART NUMBER  | M20344CH-WCL          |   |
|--------------|-----------------------|---|
| LEDs         | 9 White               | • Patented Lightning Optics                       |
| Lumens       | 80                    | • US Patent No. 8,009,364                         |
| Dimensions   | 6.4"W X 2.1"H X 0.8"D | • US Patent No. 8,717,679 B2                      |
| Amp Draw     | 130ma                 | • Sealed Moisture Proof Electronics               |
| Voltage      | 12.8VDC               | • Solid state Circuit Board                       |
| Connector    | 2Male .180 Bullets    | • Polycarbonate Lens & ABS Chrome Plating Housing |
| Mounting     | 2 Hole Surface        | • 2 Mounting Screws Included                      |
| Hole Cut Out | 5/32" hole required   | • 5 Year Warranty                                 |

## SURFACE & TAPE MOUNT RECTANGULAR LOW PROFILE 0.4" ULTRA THIN INTERIOR COURTESY



M42206-ADHESIVE KIT

| PART NUMBER   | M42206<br>M42206-ADHESIVE   | WHITE<br>OPTIONAL MOUNTING TAPE      |
|---------------|-----------------------------|--------------------------------------|
| LEDs          | 14                          | • Ultra Thin 0.4" Low Profile Design |
| Lumens        | 165                         | • Polycarbonate Lens & Housing       |
| Dimensions    | 4.6"W X 2.4"H X 0.4"D       | • Completely Sealed Electronics      |
| DOT/SAE       | J593c                       | • 2 Caps to Cover Screws             |
| Voltage       | 12.8VDC                     | • 5 Year Warranty                    |
| Amp Draw      | 240ma                       |                                      |
| Legal Heading | R                           |                                      |
| Mounting      | 2 Hole or 3MM Mounting Tape |                                      |
| Connector     | 2 Wire 6" Leads             |                                      |

## 2 AND 2 1/2" ROUND INTERIOR COURTESY



| PART NUMBER | M11300WCL |                                |
|-------------|-----------|--------------------------------|
| LEDs        | 13        | • Fits Standard Hole & Grommet |
| Lumens      | 65        | • Polycarbonate Lens & Housing |
| Diameter    | 2.5"      | • Solid State Circuit Board    |
| Depth       | 0.7"      |                                |
| Voltage     | 12.8VDC   |                                |
| Amp Draw    | 90ma      |                                |
| Mounting    | Grommet   |                                |
| Connector   | PL-2      |                                |

| PART NUMBER | M09100WCL |                                |
|-------------|-----------|--------------------------------|
| LEDs        | 9         | • Fits Standard Hole & Grommet |
| Lumens      | 60        | • Polycarbonate Lens & Housing |
| Diameter    | 2.0"      | • Solid State Circuit Board    |
| Depth       | 0.7"      |                                |
| Voltage     | 12.8VDC   |                                |
| Amp Draw    | 60ma      |                                |
| Mounting    | Grommet   |                                |
| Connector   | PL-2      |                                |

## STAINLESS STEEL MINI OVAL INTERIOR COURTESY



| PART NUMBER | M36180WCL |                                 |
|-------------|-----------|---------------------------------|
| LEDs        | 7         | • US Patent No. D514008         |
| Lumens      | 35        | • Stainless Steel Snap On Bezel |
| Dimensions  | 3"W X 2"H | • Polycarbonate Lens & Housing  |
| Voltage     | 12.8VDC   | • Solid State Circuit Board     |
| Amp Draw    | 40ma      |                                 |
| Mounting    | Surface   |                                 |
| Connector   | PL-2      |                                 |

## 4" X 3/4" INTERIOR COURTESY



**Lightning**



| PART NUMBER | M20341WCL                     |                                     |
|-------------|-------------------------------|-------------------------------------|
| LEDs        | 7                             | • Standard 3" Mounting Holes        |
| Lumens      | 45                            | • Polycarbonate Lens & Housing      |
| Dimensions  | 4.0"W X 0.6"H X 1.1"D         | • Sealed Moisture Proof Electronics |
| Voltage     | 12.8VDC                       | • US Patent No. 8,009,364           |
| Amp Draw    | 100ma                         | • US Patent No. 8,717,679 B2        |
| Connector   | Bullet & Ring                 | • 5 Year Warranty                   |
| Mounting    | 19/32" Mounting Hole Required |                                     |

## 1.80" ROUND 3 LED MICRO CLASS 1 EMERGENCY WARNING LIGHT WITH CONTROL MODULE



| PART NUMBER   | M20380YCL-SP<br>M20380RCL-SP | AMBER CLEAR LENS<br>RED CLEAR LENS | M20380BCL-SP<br>M20380WCL-SP        | BLUE CLEAR LENS<br>WHITE CLEAR LENS |
|---------------|------------------------------|------------------------------------|-------------------------------------|-------------------------------------|
| LEDs          | 3                            |                                    | • 3 Philips Lumiled Luxeon Z LEDs   |                                     |
| Diameter      | 1.8"                         |                                    | • 17 Selectable Flash Patterns      |                                     |
| Depth         | 0.6"                         |                                    | • Synchronized/Alternating Flash    |                                     |
| Amp Draw      | 0.7A                         |                                    | • Polycarbonate Lens & Housing      |                                     |
| DOT/SAE       | SAE J595 Class 1, CAL 13     |                                    | • Control Module Included           |                                     |
| Legal Heading | W-1                          |                                    | • Chrome & Black Bezel Included     |                                     |
| Connector     | 4 Wire 12' Cable             |                                    | • Adhesive Mounting Gasket Included |                                     |
| Mounting      | 2 Hole Surface               |                                    | • 0.60" Low Profile Design          |                                     |
|               |                              |                                    | • 5 Year Warranty                   |                                     |

## 1.80" ROUND 6 LED AUXILIARY MICRO EMERGENCY WARNING LIGHT WITH CONTROL MODULE



| PART NUMBER | M20379YCL<br>M20379RCL                         | AMBER CLEAR LENS<br>RED CLEAR LENS | M20379BCL<br>M20379WCL              | BLUE CLEAR LENS<br>WHITE CLEAR LENS |
|-------------|--|------------------------------------|-------------------------------------|-------------------------------------|
| LEDs        | 6  |                                    | • 17 Selectable Flash Patterns      |                                     |
| Diameter    | 1.8"   |                                    | • Synchronized/Alternating Flash    |                                     |
| Depth       | 0.6"   |                                    | • Polycarbonate Lens & Housing      |                                     |
| Amp Draw    | 0.6A   |                                    | • Control Module Included           |                                     |
| DOT/SAE     | SAE J595<br>RCL/YCL Class 2<br>WCL/BCL Class 3 |                                    | • Chrome & Black Bezel Included     |                                     |
| Connector   | 4 Wire 12' Cable                               |                                    | • Adhesive Mounting Gasket Included |                                     |
| Mounting    | 2 Hole Surface                                 |                                    | • 0.60" Low Profile Design          |                                     |
|             |  |                                    | • 5 Year Warranty                   |                                     |



## 8" ROUND LED WARNING LIGHT WITH CARD TAP TECHNOLOGY



| PART NUMBER | M20385YCL<br>M20387YCL<br>M20374PMK                  | AMBER SURFACE MOUNT<br>AMBER MAGNETIC MOUNT<br>OPTIONAL PIPE MOUNT KIT |
|-------------|--|--|
| LEDs        | 9  | • Card Tap Pattern Change Technology                                   |
| Diameter    | 8.0"   | • Surface Mount or Magnetic Mount                                      |
| Height      | 3.0"   | • Optional Pipe Mount Kit  |
| Amp Draw    | 0.6A   | • 17 Selectable Flash Patterns   |
| Voltage     | 12.8VDC  | • Class 1 & Title 13 Included  |
| Connector   | Blunt Cut Leads                                      | • Low LED Amp Draw   |
| Mounting    | Three Hole Mount (M20385YCL)<br>Magnetic (M20387YCL) | • Slim Profile Design  |
|             |  | • Completely Resin Sealed Electronics                                  |
|             |  | • 5 Year Warranty  |

## 6 LED SURFACE MOUNT EMERGENCY WARNING



| PART NUMBER                             | M20386BCL<br>M20386BRCL<br>M20386RCL<br>M20386WYCL<br>M20386YCL | BLUE CLEAR LENS<br>BLUE/RED CLEAR LENS<br>RED CLEAR LENS<br>WHITE/AMBER CLEAR LENS<br>AMBER CLEAR LENS | M20386WCL<br>M20386RWCL<br>M50145<br>M50139<br>M50121 | WHITE CLEAR LENS<br>RED/WHITE CLEAR LENS<br>BLACK VINYL GROMMET<br>CHROME BEZEL<br>STAINLESS STEEL BRACKET |
|---|---|--|---|--|
| LEDs                                    | 6   |  | Amp Draw  | 12V 500ma 24V 300ma  |
| Legal Heading                           | W-1 BCL, RCL, WCL, YCL  |  | Voltage   | Auto Select 12/24VDC   |
| W x H x D (w/Bezel)                     | 5.9" X 1.7" X 1.0"  |  | Connector   | Blunt Cut Leads  |
| W x H x D (Lamp Only)                   | 5.1" X 1.5" X 0.9"  |  |   |  |
| • Dual 12/24VDC Auto Select             |   | • Low Profile Design   |   |  |
| • 24 Selectable Flash Patterns          |   | • Completely Resin Sealed Electronics  |   |  |
| • Synchronized/Alternating Flash        |   | • Optional Chrome Bezel  |   |  |
| • Class 1 & Title 13 Included           |   | • Optional Stainless Steel Bracket   |   |  |
| • Polycarbonate Lens & Aluminum Housing |   | • Optional Black Vinyl Grommet   |   |  |
| • Snap-On Black Bezel Included          |   | • 5 Year Warranty  |   |  |

M50139  
CHROME BEZELM50145  
BLACK VINYL GROMMETM50121  
STAINLESS BRACKET



## 6 LED ULTRA THIN CLASS 2 EMERGENCY WARNING LIGHTS SURFACE / TAPE MOUNT

NEW



M20388YCL AMBER CLEAR LENS



M20388RCL RED CLEAR LENS



M20388BCL BLUE CLEAR LENS



M20388WCL WHITE CLEAR LENS

| PART NUMBER   | M20388BCL<br>M20388RCL                                 | BLUE CLEAR LENS<br>RED CLEAR LENS | M20388YCL<br>M20388WCL  | AMBER CLEAR LENS<br>WHITE CLEAR LENS |
|---------------|--|-----------------------------------|---|--------------------------------------|
| LEDs          | 6  |                                   | <ul style="list-style-type: none"> <li>• Quad/Steady On Only</li> </ul>                                   |                                      |
| Dimensions    | 3.3" L X 1.2" H X 0.5" D                               |                                   | <ul style="list-style-type: none"> <li>• Steady On Mode Allows Flasher Module Control (M50910)</li> </ul> |                                      |
| DOT/SAE       | J595 Class 2   |                                   | <ul style="list-style-type: none"> <li>• 12/24VDC Dual Voltage</li> </ul>                                 |                                      |
| Legal Heading | W-2  |                                   | <ul style="list-style-type: none"> <li>• Polycarbonate Lens &amp; Housing</li> </ul>                      |                                      |
| Voltage       | 12/24VDC   |                                   | <ul style="list-style-type: none"> <li>• Sync / Pattern Change Integrated Wire Lead</li> </ul>            |                                      |
| Amp Draw      | 400ma 12V 240ma 24V                                    |                                   | <ul style="list-style-type: none"> <li>• 5 Year Warranty</li> </ul>                                       |                                      |
| Connector     | 3 Blunt Cut 7" Leads                                   |                                   |   |                                      |
| Mounting      | Surface or Tape. Tape and Security Screw Caps Included |                                   |   |                                      |

## 4 LED SURFACE MOUNT EMERGENCY WARNING



## PART NUMBER

|            |                            |
|------------|----------------------------|
| M20384BCL  | BLUE CLEAR LENS            |
| M20384BRCL | BLUE/RED CLEAR LENS        |
| M20384BWCL | BLUE/WHITE CLEAR LENS      |
| M20384GYCL | GREEN/AMBER CLEAR LENS     |
| M20384RCL  | RED CLEAR LENS             |
| M20384RWCL | RED/WHITE CLEAR LENS       |
| M20384YCL  | AMBER CLEAR LENS           |
| M20384WYCL | WHITE/AMBER CLEAR LENS     |
| M20384WCL  | WHITE CLEAR LENS           |
| M50143     | BLACK VINYL GROMMET        |
| M50144     | BLACK WIDE CHANNEL GROMMET |
| M50138     | CHROME BEZEL               |
| M50116     | STAINLESS MOUNTING BRACKET |

|                       |                        |
|-----------------------|------------------------|
| LEDs                  | 4                      |
| W x H x D (w/Bezel)   | 4.6" X 1.7" X 1.0"     |
| W x H x D (Lamp Only) | 4.4" X 1.5" X 0.9"     |
| Legal Heading         | W-1 BCL, RCL, WCL, YCL |
| Height                | 1.5"                   |
| Amp Draw              | 0.7A                   |
| Voltage               | 12.8VDC                |
| Connector             | Blunt Cut Leads        |
| Mounting              | Surface                |

- 22 Selectable Flash Patterns
- Class 1 & Title 13 Included
- Synchronized/Alternating Flash
- Polycarbonate Lens & Aluminum Housing
- Snap-On Black Bezel Included
- Low Profile Design
- Completely Resin Sealed Electronics
- Optional Chrome Bezel
- Optional Stainless Steel Bracket
- Optional Black Vinyl Grommet
- 5 Year Warranty

## 3 LED SURFACE MOUNT EMERGENCY WARNING

M50141/M50142  
BLACK VINYL GROMMETSM50137  
CHROME BEZELM50115  
STAINLESS STEEL BRACKET

## PART NUMBER

|           |                            |
|-----------|----------------------------|
| M20383BCL | BLUE CLEAR LENS            |
| M20383RCL | RED CLEAR LENS             |
| M20383WCL | WHITE CLEAR LENS           |
| M20383YCL | AMBER CLEAR LENS           |
| M50141    | BLACK GROMMET              |
| M50142    | WIDE CHANNEL BLACK GROMMET |
| M50137    | CHROME BEZEL               |
| M50115    | STAINLESS STEEL BRACKET    |

|                       |                        |
|-----------------------|------------------------|
| LEDs                  | 3                      |
| W x H x D (w/Bezel)   | 3.8" X 1.7" X 1.0"     |
| W x H x D (Lamp Only) | 3.5" X 1.5" X 0.9"     |
| Height                | 1.3"                   |
| Amp Draw              | 200ma                  |
| Voltage               | 12.8VDC                |
| Connector             | Blunt Cut Leads        |
| Mounting              | Surface or Grommet     |
| Legal Heading         | W-1 BCL, RCL, WCL, YCL |

- 17 Selectable Flash Patterns
- Class 1 & Title 13 Included
- Synchronized/Alternating Flash
- Polycarbonate Lens & Aluminum Housing
- Snap-On Black Bezel Included
- Low Profile Design
- Completely Resin Sealed Electronics
- Optional Chrome Bezel
- Optional Stainless Steel Bracket
- Optional Grommet
- 5 Year Warranty

## 36" 8 HEAD AMBER TRAFFIC DIRECTOR WITH FULL FEATURE CONTROLLER



| PART NUMBER   | M20378Y<br>M20378Y-15EXT<br>M20378Y-30 | AMBER<br>15 FOOT EXTENSION CABLE<br>AMBER 30FT CABLE                                       |
|---------------|--|--|
| LEDs          | 24 Amber                               | • High Intensity LED's for Exceptional Visibility  |
| Rating        | IP-68                                  | • Full Feature Controller with 15' Cable Included  |
| Legal Heading | J595 Class 1, Title 13                 | • Left, Right & Center Out Traffic Direction with 10 user Selectable Flash Patterns        |
| Width         | 36.0"                                  | • Controller Includes Dim Feature for Lower Intensity and Fast Mode for More Urgent Signal |
| Height        | 1.3"                                   | • Smooth Exterior Lens for Easy Cleaning   |
| Depth         | 1.2"                                   | • Interior/Exterior Use  |
| Amp Draw      | 4.0A                                   | • 5 Year Warranty  |
| Voltage       | 12.8VDC                                |  |
| Connector     | 15' Control Cable                      |  |
| Mounting      | Four Bolts in Slide Brackets Included  |  |

## 24 LED EMERGENCY WARNING LIGHT BAR 4 RED / 4 BLUE



| PART NUMBER | M20372BRCL-8 RED/BLUE   |
|-------------|---|
| LEDs        | 12 Red / 12 Blue  |
| Width       | 30.0"   |
| Height      | 1.8"  |
| Depth       | 2.6"  |
| Voltage     | 12.8VDC   |
| Amp Draw    | 1.6A  |
| Connector   | Blunt Cut Leads   |
|             | <ul style="list-style-type: none"> <li>• 3 Selectable Flash Patterns</li> <li>• Powder Coated Black Aluminum Housing</li> <li>• Polycarbonate Lens</li> <li>• Alternating Flash</li> <li>• Mounting Bracket Included</li> <li>• Low Profile Design</li> <li>• Interior Use Only</li> <li>• 5 Year Warranty</li> </ul> |

## 12 LED EMERGENCY WARNING LIGHT BAR 2 RED / 2 BLUE



| PART NUMBER | M20372BRCL-4 RED/BLUE   |
|-------------|---|
| LEDs        | 6 Red / 6 Blue  |
| Width       | 15.0"   |
| Height      | 1.8"  |
| Depth       | 2.6"  |
| Voltage     | 12.8VDC   |
| Amp Draw    | 0.8A  |
| Connector   | Blunt Cut Leads   |
|             | <ul style="list-style-type: none"> <li>• 3 Selectable Flash Patterns</li> <li>• Powder Coated Black Aluminum Housing</li> <li>• Polycarbonate Lens</li> <li>• Alternating Flash</li> <li>• Mounting Bracket Included</li> <li>• Low Profile Design</li> <li>• Interior Use Only</li> <li>• 5 Year Warranty</li> </ul> |

## 1" ROUND MICRO EMERGENCY WARNING



## PART NUMBER

|           |                  |
|-----------|------------------|
| M09370Y   | AMBER            |
| M09370YCL | AMBER CLEAR LENS |
| M09370R   | RED              |
| M09370RCL | RED CLEAR LENS   |
| M09370WCL | WHITE CLEAR LENS |
| M09370BCL | BLUE CLEAR LENS  |

|           |                 |
|-----------|-----------------|
| LED       | 1               |
| Diameter  | 1.0"            |
| Amp Draw  | 210ma           |
| Voltage   | 12.8VDC         |
| Connector | Blunt Cut Leads |
| Mounting  | Grommet         |

- 11 Selectable Flash Patterns
- Polycarbonate Lens & Housing
- Synchronized/Alternating Flash
- Stainless Steel Bezel Included
- Black Vinyl Grommet Included
- Low Profile Design
- Completely Resin Sealed Electronics
- Control Module Included
- 5 Year Warranty

## ULTRA THIN 4" ROUND EMERGENCY WARNING



## PART NUMBER

|           |                 |
|-----------|-----------------|
| M42701BCL | BLUE CLEAR LENS |
| M42701R   | RED             |
| M42701Y   | AMBER           |
| M42701WCL | WHITE           |

|               |                      |
|---------------|----------------------|
| LEDs          | 24                   |
| Diameter      | 4.2"                 |
| Depth         | 1.2"                 |
| Legal Heading | J595 SAE W-2         |
| Amp Draw      | 0.8A 12/24VDC        |
| Voltage       | Auto Select 12/24VDC |
| Connector     | PL-3 + Sync Lead     |
| Mounting      | Grommet              |

- Auto Select 12/24VDC
- 7 Selectable Flash Patterns/1 Steady
- Alternate/Sync Provisions
- Class 1 Patterns Red/Amber
- Class 2 Patterns White/Blue
- Completely Resin Sealed Electronics
- Moisture & Vibration Proof
- 5 Year Warranty

## 6" OVAL THIN PROFILE SURFACE MOUNT 14 LED WARNING - 8 FLASH PATTERNS

NEW



## PART NUMBER

|              |                               |
|--------------|-------------------------------|
| M63353R      | RED                           |
| M63353Y      | AMBER                         |
| M63353YCL    | AMBER CLEAR <b>NEW!</b>       |
| M63353YGCL-A | AMBER GREEN CLEAR <b>NEW!</b> |
| M63353WCL    | WHITE CLEAR                   |
| M63353WYCL   | WHITE AMBER CLEAR <b>NEW!</b> |

|               |  |
|---------------|--|
| LEDs          | 14 (8 Amber/6 Green or White for YGCL-A, WYCL)               |
| DOT/SAE       | J595   |
| Dimensions    | 6.5"W X 2.3"H X 0.6"D  |
| Voltage       | Auto Select 12/24VDC   |
| Amp Draw      | 220ma Amber/White 180ma Red<br>500ma Amber-Green/White-Amber |
| Legal Heading | SAE W-1  |
| Connector     | Four Wire 7" Leads Requires 5/8" Hole                        |
| Mounting      | Two Hole Surface Mount<br>Screws & Caps Included             |

- R, Y, YCL, WCL-8 Selectable Flash Patterns (1 Steady On)
- YGCL-A, WYCL have 11 Selectable Flash Patterns (1 Steady On, 2 All, 4 Split, 4 Amber Only)
- 12/24VDC Dual Voltage
- Polycarbonate Lens & Housing
- Mounting Hole Brass Collars for Riveted Installations
- Class 1 Patterns
- Multi-Lamp Sync & Alternate Function
- 5 Year Warranty

M50146 Stainless Steel Bezel (Optional)



## ULTRA THIN OVAL EMERGENCY WARNING



## PART NUMBER

|           |                  |
|-----------|------------------|
| M63201BCL | BLUE CLEAR LENS  |
| M63201R   | RED              |
| M63201Y   | AMBER            |
| M63201YCL | AMBER CLEAR LENS |
| M63201WCL | WHITE            |

|               |   |  |
|---------------|---|--|
| LEDs          | 24  | • Auto Select 12/24VDC   |
| Dimensions    | 6.3"W X 2.2"H X 1.2"D   | • 7 Selectable Flash Patterns/1 Steady                                   |
| Amp Draw      | 0.9A Red/Amber<br>0.7A White/Blue                               | • Alternate/Sync Provisions  |
| Legal Heading | J595 SAE W-1 Red/Amber<br>SAE W-2 (40) White, Blue, Amber Clear | • Class 1 Patterns Red/Amber<br>• Class 2 White / Blue/ Amber Clear Lens |
| Voltage       | Auto Select 12/24VDC  | • 5 Year Warranty  |
| Mounting      | Grommet   |  |
| Connector     | PL-3 + Alt Lead   |  |

## 5" WARNING BEACON



| PART NUMBER   | M42705Y AMBER             | M42705W WHITE                  |
|---------------|---------------------------|--------------------------------|
| LEDs          | 3                         | • Surface Mount                |
| Height        | 4.8"                      | • Polycarbonate Lens & Housing |
| Diameter      | 2.9"                      | • 5 Year Warranty              |
| Amp Draw      | 200ma Amber / 230ma White |                                |
| Legal Heading | SAE J845 W3               |                                |
| Voltage       | 12-80VDC                  |                                |
| Mounting      | 2 Hole                    |                                |
| Connector     | 2 Leads                   |                                |

## 3.50" ROUND BATTERY OPERATED EMERGENCY FLASHERS




| PART NUMBER                       | SDL-35R RED | SDL-35Y AMBER                |
|-----------------------------------|-------------|------------------------------|
| LED                               | 1           | • Measures 3.50" X 1.50"     |
| Diameter                          | 3.5"        | • Waterproof                 |
| Height                            | 1.5"        | • Magnet Mount               |
| • Visible 1/2 Mile                |             | • Operates 75 Hours on 3 AAA |
| • Dual Function Steady & Flash    |             | • Batteries Not Included     |
| • Stationary Vehicle Magnet Mount |             | • 1 Year Warranty            |

## BATTERY OPERATED EMERGENCY FLASHERS



| PART NUMBER                              | SDL-50-A AMBER        | SDL-52-A RED                           |
|--|-----------------------|--|
| LEDs                                     | 18                    | • Built In Vertical & Horizontal Stand |
| Dimensions                               | 6.3"W X 4.0"H X 1.4"D | • Operates 140 Hours on 4 AA           |
| • Visible 1-1/4 Miles                    |                       | • Batteries Not Included               |
| • 3 Functions Steady, Flash, Split Flash |                       | • 1 Year Warranty                      |
| • Stationary Vehicle Magnet Mount        |                       |  |



**Stop and Back-Up Illuminated**

*Note: Signaling turns causes flashing Stop level of brightness by vehicle control of Left/Right Red LEDs*

**Tail Only Illuminated****Stop Only Illuminated (Tail Off)**

Maxxima introduces two new Hybrid Auxiliary Combination Dual Color STT / BU Flexible Strip lighting available in 48" and 60" lengths. The Self Adhesive Hybrid Strips can be applied to the rear of any vehicle to increase visibility and safety. Lights come with a standard 4-Pin Flat Trailer connector with an extra lead for the Back-Up Light Circuit.

| PART NUMBER | MLS-STTBU48 48" STRIP   |
|-------------|---|
| LEDs        | 72  |
| Material    | PVC Outer Jacket  |
| Dimensions  | 48" X 0.5" WX 0.2" D  |
| Voltage     | 12.8VDC   |
| Amp Draw    | BU140ma Stop 730ma Tail 160ma   |
| Connector   | Flat 4-Pin Trailer Connector + 1 BU Wire<br>60" STT Harness 92" BU Wire |
| Mounting    | Easy to Install Self Adhesive Backing                                   |
| Warranty    | 2 Year  |

| PART NUMBER | MLS-STTBU60 60" STRIP   |
|-------------|---|
| LEDs        | 75  |
| Material    | PVC Outer Jacket  |
| Dimensions  | 60" X 0.5" WX 0.2" D  |
| Voltage     | 12.8VDC   |
| Amp Draw    | BU170ma Stop 730ma Tail 170ma   |
| Connector   | Flat 4-Pin Trailer Connector + 1 BU Wire<br>60" STT Harness 92" BU Wire |
| Mounting    | Easy to Install Self Adhesive Backing                                   |
| Warranty    | 2 Year  |

## GENERATION II ULTRA THIN HYBRID ROUND STT/BACK-UP

NEW



Lightnings

HYBRIDS  
SERIES

## PART NUMBER M85417R

|               |                            |
|---------------|----------------------------|
| LEDs          | 21 12 Red/9 White          |
| Diameter      | 5.5"                       |
| Depth         | 0.5"                       |
| DOT/SAE       | J1398, J585e, J1395, J593c |
| Voltage       | 12.8VDC                    |
| Amp Draw      | 180ma STT/140ma Back Up    |
| Legal Heading | R, I6S2T2                  |
| Mounting      | Three Hole Flange          |
| Connector     | (2) Female PL-3 Pigtail    |

- HYBRID SERIES ROUND STT/Back Up
- Patented Lightning Optics
- Hybrid Patent No. 8,052,313
- US Patent No. 8,009,364
- US Patent No. 8,717,679 B2
- Sealed Moisture Proof Electronics
- Solid State Circuit Board
- Neoprene Gasket Included
- Polycarbonate Lens & Housing
- 5 Year Warranty

## GENERATION II HYBRID SERIES ROUND STT/BACK-UP



Lightnings

HYBRIDS  
SERIES

## PART NUMBER M85416R

|               |                            |
|---------------|----------------------------|
| LEDs          | 24 12 Red/12 White         |
| Diameter      | 5.5"                       |
| Depth         | 0.7"                       |
| DOT/SAE       | J1398, J585e, J1395, J593c |
| Voltage       | 12.8VDC                    |
| Amp Draw      | 250ma STT/260ma Back Up    |
| Legal Heading | R, I6S2T2                  |
| Mounting      | Three Hole Flange          |
| Connector     | (2) Female PL-3 Pigtail    |

- HYBRID SERIES ROUND STT/Back Up
- Patented Lightning Optics
- Hybrid Patent No. 8,052,313
- US Patent No. 8,009,364
- US Patent No. 8,717,679 B2
- Sealed Moisture Proof Electronics
- Solid State Circuit Board
- Neoprene Gasket Included
- Strain Relief Clip
- Polycarbonate Lens & Housing
- 5 Year Warranty

## HYBRID LIGHTNINGS OVAL 13 LED STT/BACK UP

NEW



Lightnings

HYBRIDS  
SERIES

## PART NUMBER M85616R STT/BACK UP

|               |  |
|---------------|--|
| LEDs          | 9 Red 4 White                          |
| Dimensions    | 8.1" W X 2.1" H X 0.8 D                |
| DOT/SAE       | J1398, J585e, J1395, J593c             |
| Voltage       | 12.8VDC                                |
| Amp Draw      | 200ma                                  |
| Legal Heading | R, I6S2T2                              |
| Connector     | (2) Female PL-3 Pigtail                |
| Mounting      | 2 Hole Screws & Caps Included          |
| Hole Cut Out  | 1-3/16" required for connector passage |

- HYBRIDS SERIES OVAL STT/BACK UP
- Patented Lightning Optics
- Hybrid Patent No. 8,052,313
- US Patent No. 8,009,364
- US Patent No. 8,717,679 B2
- Sealed Moisture Proof Electronics
- Solid state Circuit Board
- Polycarbonate Lens & Housing
- 5 Year Warranty

## THIN LOW PROFILE RECTANGULAR THREE STUD STT/BU BOX LIGHT

NEW



| PART NUMBER   | M42221 STT/BACK-UP              |
|---------------|---------------------------------|
| LEDs          | 9 Red 10 White                  |
| Dimensions    | 6.5" H X 5.3" W X 1.4" D        |
| Voltage       | 12.8VDC                         |
| Amp Draw      | Back-Up 200ma STT 140ma         |
| DOT/SAE       | J594, J1395, J1398, J593, J585e |
| Legal Heading | AIRST                           |
| Connector     | 3 Wire Leads                    |
| Mounting      | 3 Stud                          |

- Three Stud Box Light
- STT/Back-Up Function
- Built In Reflector
- Sealed Corrosion Proof Electronics
- 5 Year Warranty

## RECTANGULAR THREE STUD STT/BU BOX LIGHT



| PART NUMBER   | M42220 STT/BACK-UP                |
|---------------|-----------------------------------|
| LEDs          | 16 Red, 22 white                  |
| Dimensions    | 5.8" W X 6.8" H X 3.3" D          |
| DOT/SAE       | J594f, J1395, J1398, J593c, J585e |
| Voltage       | 12.8VDC                           |
| Amp Draw      | Back Up 260ma, Stop 150ma         |
| Legal Heading | AIRST                             |
| Connector     | 3 Wire Leads                      |
| Mounting      | 3 Stud                            |

- Three Stud Box Light
- STT/BU Functions
- Universal Design
- Built In Reflector
- High Impact Acrylic Lens
- Sealed Moisture Corrosion Proof Electronics
- Plated Brass Connector

## 4.0" ROUND FLANGE MOUNT STT WITH OUTER REFLECTOR



Lightning



| PART NUMBER | M42354R | M42355R |
|-------------|---------|---------|
|-------------|---------|---------|

| RED PL-3 | RED DRY FIT |
|----------|-------------|
|----------|-------------|

|               |                           |
|---------------|---------------------------|
| LEDs          | 7                         |
| Diameter      | 5.6"                      |
| Depth         | 0.7"                      |
| DOT/SAE       | J1395, J1398, J585e, J594 |
| Voltage       | 12.8VDC                   |
| Amp Draw      | 160ma                     |
| Legal Heading | AIST                      |
| Mounting      | 3 Hole Flange             |
| Connector     | PL-3 or Dry-Fit           |

- Outer Red Reflector
- 7 Superflux LEDs
- Thin Low Profile Design
- Lightning Patented Lens
- US Patent No. 8,009,364
- US Patent No. 8,717,679 B2
- Acrylic Lens/Polycarbonate Housing
- Neoprene Gasket Included
- 5 Year Warranty

## 4" ROUND STT



| PART NUMBER | M42100R | M42120R |
|-------------|---------|---------|
|-------------|---------|---------|

| RED | RED FLANGE |
|-----|------------|
|-----|------------|

|               |                     |
|---------------|---------------------|
| LEDs          | 44                  |
| Diameter      | 4.3"                |
| Depth         | 2.0"                |
| DOT/SAE       | J1395, J1398, J585e |
| Voltage       | 12.8VDC             |
| Amp Draw      | 170ma               |
| Legal Heading | I6S2T2              |
| Mounting      | Grommet or Flange   |
| Connector     | PL-3                |

- 4" Round STT
- WSI-Wide Spectrum Illumination
- Sealed Moisture Proof Electronics
- Polycarbonate Lens & Housing
- Plated Brass Connector

## 4" ROUND STT



Vantage



| PART NUMBER | M42320R |
|-------------|---------|
|-------------|---------|

| RED |
|-----|
|-----|

|               |                     |
|---------------|---------------------|
| LEDs          | 32                  |
| Diameter      | 4.3"                |
| Depth         | 2.0"                |
| DOT/SAE       | J1395, J1398, J585e |
| Voltage       | 12.8VDC             |
| Amp Draw      | 250ma               |
| Legal Heading | I6S2T2              |
| Mounting      | Grommet             |
| Connector     | PL-3                |

- 4" Round STT
- Superior Lens Optics
- Spin Welded Lens and Housing
- Sealed Moisture Proof Electronics
- Polycarbonate Lens & Housing
- Plated Brass Connector
- 5 Year Warranty

## 4" ROUND STT



| PART NUMBER | M56100R |
|-------------|---------|
|-------------|---------|

| RED |
|-----|
|-----|

|               |                     |
|---------------|---------------------|
| LEDs          | 56                  |
| Diameter      | 4.3"                |
| Depth         | 2.0"                |
| DOT/SAE       | J1395, J1398, J585e |
| Voltage       | 12.8VDC             |
| Amp Draw      | 230ma               |
| Legal Heading | I6S2T2              |
| Mounting      | Grommet             |
| Connector     | PL-3                |

- 4" Round STT
- WSI - Wide Spectrum Illumination
- Sealed Moisture Proof Electronics
- Maxx-Shield Polymer Coating
- Polycarbonate Lens & Housing
- Plated Brass Connector



## 4" ROUND STT



Lightning



## PART NUMBER M42365R STT

|               |   |                                |
|---------------|---|--------------------------------|
| LEDs          | 9 Red                                   | • 4" Round STT                 |
| Dimensions    | 4.3" Diameter X 0.5" Deep               | • Patented Lightning Optics    |
| DOT/SAE       | J1395, J1398, J585e                     | • US Patent No. 8,009,364      |
| Voltage       | 12.8VDC                                 | • US Patent No. 8,717,679 B2   |
| Amp Draw      | 140ma                                   | • Polycarbonate Lens & Housing |
| Legal Heading | I6S2T2                                  | • Plated Brass Connector       |
| Connector     | 11" Hard Wired Female<br>PL-3 Connector | • 5 Year Warranty              |
| Mounting      | 3 Hole Screws and<br>Caps Included      |                                |

## 4" ROUND STT



Lightning

PART NUMBER M42322R RED M42321R RED SURFACE MOUNT HARD WIRE  
M42322RCL RED CLEAR M42323R RED FLANGE

|               |                           |                                     |
|---------------|---------------------------|-------------------------------------|
| LEDs          | 9                         | • 4" Round STT                      |
| Dimensions    | 4.3" Diameter X 1.8" Deep | • Patented Lightning Optics         |
| DOT/SAE       | J1395, J1398, J585e       | • US Patent No. 8,009,364           |
| Voltage       | 12.8VDC                   | • US Patent No. 8,717,679 B2        |
| Amp Draw      | 240ma                     | • Sealed Moisture Proof Electronics |
| Legal Heading | I6S2T2                    | • Polycarbonate Lens & Housing      |
| Mounting      | Grommet/Surface/Flange    | • Plated Brass Connector            |
| Connector     | PL-3                      | • 5 Year Warranty                   |

## 4" ROUND STT



Lightning

PART NUMBER M42346R PL-3  
M42344R DRY-FIT

|               |                           |                                     |
|---------------|---------------------------|-------------------------------------|
| LEDs          | 6                         | • 4" Round STT                      |
| Diameter      | 4.3" Diameter X 1.8" Deep | • Patented Lightning Optics         |
| DOT/SAE       | J1395, J1398, J585e       | • US Patent No. 8,009,365           |
| Voltage       | 12.8VDC                   | • US Patent No. 8,717,679 B2        |
| Amp Draw      | 130ma                     | • Superior Lens Optics              |
| Legal Heading | I6S2T2                    | • Spin Welded Lens and Housing      |
| Mounting      | Grommet                   | • Sealed Moisture Proof Electronics |
| Connector     | PL-3 or Dry-Fit           | • Polycarbonate Lens & Housing      |
|               |                           | • Plated Brass Connector            |
|               |                           | • 5 Year Warranty                   |

## LOW PROFILE THIN OVAL RED SURFACE MOUNT



M63350-TAPE

PART NUMBER M63350R RED  
M63352R-X RED PL-3 FEMALE CONNECTOR  
M63352R-36X RED PL-3 FEMALE CONNECTOR 36"  
M63350-TAPE OPTIONAL MOUNTING TAPE  
M50607 THIN OVAL MOUNTING GROMMET  
M50146 STAINLESS STEEL BEZEL

|               |                     |                                      |
|---------------|---------------------|--------------------------------------|
| LEDs          | 14                  | • Ultra Thin 0.4" Low Profile Design |
| Dimensions    | 6.5" X 2.3" X 0.5"  | • Polycarbonate Lens & Housing       |
| DOT/SAE       | J1395, J1398, J585e | • Completely Sealed Electronics      |
| Voltage       | 12.8VDC             | • Reinforced Riveted Mounting Hole   |
| Amp Draw      | 230ma               | • 5 Year Warranty                    |
| Legal Heading | I6S2T2              |                                      |
| Mounting      | Grommet or Tape     |                                      |
| Connector     | 3 Wire 6" Leads     |                                      |



## OVAL STT



## PART NUMBER M63100R RED

|               |                          |
|---------------|--------------------------|
| LEDs          | 60                       |
| Dimensions    | 6.4" W X 2.2" H X 1.7" D |
| DOT/SAE       | J1395, J1398, J585e      |
| Voltage       | 12.8VDC                  |
| Amp Draw      | 170ma                    |
| Legal Heading | I6S2T2                   |
| Mounting      | Grommet                  |
| Connector     | PL-3                     |

- 6" Oval STT
- Maxx-Shield Protective Coating
- Sealed Moisture Corrosion Proof Electronics
- Polycarbonate Lens & Housing
- Plated Brass Connector

## OVAL STT



Vantage



## PART NUMBER M63420R RED

|               |                          |
|---------------|--------------------------|
| LEDs          | 42                       |
| Dimensions    | 6.4" W X 2.2" H X 1.7" D |
| Amp Draw      | 180ma                    |
| DOT/SAE       | J1395, J1398, J585e      |
| Voltage       | 12.8VDC                  |
| Legal Heading | I6S2T2                   |
| Mounting      | Grommet                  |
| Connector     | PL-3                     |

- 6" Oval STT
- Sealed Moisture Corrosion Proof Electronics
- Maxx-Shield Polymer Coating
- Polycarbonate Lens & Housing
- 5 Year Warranty

## OVAL STT



Lightning

PART NUMBER M63322R RED M63323R RED FLANGE  
M63322RCL RED CLEAR LENS

|               |                          |
|---------------|--------------------------|
| LEDs          | 9                        |
| Dimensions    | 6.4" W X 2.2" H X 1.7" D |
| DOT/SAE       | J1395, J1398, J585e      |
| Voltage       | 12.8VDC                  |
| Amp Draw      | 190ma                    |
| Legal Heading | I6S2T2                   |
| Mounting      | Grommet/Flange           |
| Connector     | PL-3                     |

- 6" Oval STT
- Patented Lightning Optics
- US Patent No. 8,009,364
- US Patent No. 8,717,679 B2
- Sealed Moisture Corrosion Proof Electronics
- Plated Brass Connector
- Polycarbonate Lens & Housing
- 5 Year Warranty

## OVAL STT



Lightning

PART NUMBER M63320R RED M63320RCL RED CLEAR LENS  
M63321R-X RED PL-3 PIGTAIL M63326RDF-X RED DRY-FIT BULK PACK

|               |                          |
|---------------|--------------------------|
| LEDs          | 9                        |
| Dimensions    | 7.8" W X 3.3" H X 0.8" D |
| Depth         | 2.00"                    |
| DOT/SAE       | J1395, J1398, J585e      |
| Voltage       | 12.8VDC                  |
| Amp Draw      | 190ma                    |
| Legal Heading | I6S2T2                   |
| Mounting      | Surface 2 Hole           |
| Connector     | 3 Wire Leads             |

- 6" Oval Surface Mount STT
- Patented Lightning Optics
- US Patent No. 8,009,364
- US Patent No. 8,717,679 B2
- Sealed Moisture Corrosion Proof Electronics
- Polycarbonate Lens & Housing
- 5 Year Warranty

## OVAL STT



Lightning



## PART NUMBER M63346R RED

|               |                          |
|---------------|--------------------------|
| LEDs          | 6                        |
| Dimensions    | 6.4" W X 2.2" H X 1.7" D |
| DOT/SAE       | J1395, J1398, J585e      |
| Voltage       | 12.8VDC                  |
| Amp Draw      | 130ma                    |
| Legal Heading | I6S2T2                   |
| Mounting      | Grommet                  |
| Connector     | PL-3                     |

- 6" Oval STT
- Patented Lightning Optics
- US Patent No. 8,009,364
- US Patent No. 8,717,679 B2
- Sealed Moisture Corrosion Proof Electronics
- Polycarbonate Lens & Housing
- Plated Brass Connector
- 5 Year Warranty

## RECTANGULAR STT



## PART NUMBER M42201R RED

|               |                          |
|---------------|--------------------------|
| LEDs          | 44                       |
| Dimensions    | 5.3" W X 3.4" H X 1.8" D |
| DOT/SAE       | J1395, J1398, J585e      |
| Voltage       | 12.8VDC                  |
| Legal Heading | I6S2T2                   |
| Amp Draw      | 310ma                    |
| Mounting      | Grommet                  |
| Connector     | PL-3                     |

- 5" Rectangular STT
- Sealed Moisture Corrosion Proof Electronics
- Polycarbonate Lens & Housing
- Plated Brass Connector

## RECTANGULAR STT



Lightning



## PART NUMBER M42213R RED

|               |                          |
|---------------|--------------------------|
| LEDs          | 9                        |
| Dimensions    | 5.3" W X 3.4" H X 1.8" D |
| DOT/SAE       | J1395, J1398, J585e      |
| Voltage       | 12.8VDC                  |
| Amp Draw      | 190ma                    |
| Legal Heading | I6S2T2                   |
| Mounting      | Grommet                  |
| Connector     | PL-3                     |

## M42213RCL RED CLEAR LENS

- 5" Rectangular STT
- Patented Lightning Optics
- US Patent No. 8,009,364
- US Patent No. 8,717,679 B2
- Sealed Moisture Proof Electronics
- Polycarbonate Lens & Housing
- Plated Brass Connector
- 5 Year Warranty

## SURFACE MOUNT LOW PROFILE 0.4" THIN STT



M42206- ADHESIVE

## PART NUMBER M42206R RED

## M42206-ADHESIVE OPTIONAL MOUNTING TAPE

|               |  |
|---------------|--|
| LEDs          | 14 Red   |
| Dimensions    | 4.6" W X 2.5" H X 0.4" D                       |
| DOT/SAE       | J1395, J1398, J585e                            |
| Legal Heading | IST  |
| Amp Draw      | Red 230ma                                      |
| Voltage       | 12.8VDC  |
| Connector     | Three 7" Leads                                 |
| Mounting      | Two Hole Surface or Optional Adhesive Tape Kit |

- Ultra Thin 0.4" Design
- Polycarbonate Lens & Housing
- Completely Sealed
- Two Hole or Tape Mount
- 2 Caps to Cover Screws
- 5 Year Warranty

## RECTANGULAR STT



|                |                 |
|----------------|-----------------|
| PART NUMBER    |                 |
| M63318R-A      | RED             |
| M63318RCL-A    | RED CLEAR LENS  |
| M63318R-A-GSKT | RED WITH GASKET |

|               |                           |
|---------------|---------------------------|
| LEDs          | 10                        |
| Dimensions    | 15.4" L X 1.2" W X 0.7" D |
| DOT/SAE       | J1395, J1398, J585e       |
| Voltage       | 12.8VDC                   |
| Amp Draw      | 250ma                     |
| Legal Heading | IST                       |
| Mounting      | Surface                   |
| Connector     | 3 Wire 14" Leads          |

- 15" Surface Mount STT
- Horizontal & Vertical 2 Hole Surface Mount
- Compact Thin Low Profile Design
- 3 Blunt Cut 14" Leads
- Sealed Moisture Corrosion Proof Electronics
- Polycarbonate Lens & Housing
- 10 Year Warranty

## SURFACE MOUNT ID BAR/CENTER HIGH MOUNT STOP LIGHT

NEW



## PART NUMBER M63319R RED

|            |                            |
|------------|----------------------------|
| LEDs       | 9                          |
| Dimensions | 15.4 L X 1.2" W X 0.7" H   |
| Voltage    | 12.8VDC                    |
| Amp Draw   | 150ma CHMSL<br>20ma ID Bar |

|               |   |
|---------------|---|
| DOT/SAE       | J592 J2042 J1957                          |
| Legal Heading | P2 P3 U3                                  |
| Connector     | 14.5" Blunt Cut Leads 18AWG               |
| Mounting      | Two Hole Surface Mount<br>Horizontal Only |

- Dual Function Operation
- Polycarbonate Lens & Housing
- Sleek Low Profile Design
- Two Hole Surface Mount-Horizontal Only
- 5 Year Warranty

## 4.0" ROUND FLANGE MOUNT PARK REAR TURN



Lightning



| PART NUMBER   | M42354Y-X                  | AMBER BULK PACK                      |
|---------------|----------------------------|--------------------------------------|
| LEDs          | 7                          | • 7 Superflux LEDs                   |
| Dimensions    | 5.6" Diameter X 0.7" Depth | • Thin Low Profile Design            |
| DOT/SAE       | J1395, J222                | • Outer Amber Reflector              |
| Voltage       | 12.8VDC                    | • Lightning Patented Lens            |
| Amp Draw      | 160ma                      | • US Patent No. 8,009,364            |
| Legal Heading | I6P                        | • US Patent No. 8,717,679 B2         |
| Mounting      | 3 Hole Flange              | • Acrylic Lens/Polycarbonate Housing |
| Connector     | PL-3                       | • Neoprene Gasket Included           |
|               |                            | • 5 Year Warranty                    |

## 4" ROUND AMBER PARK/REAR TURN



| PART NUMBER   | M42100Y                    | AMBER   |
|---------------|----------------------------|---|
| LEDs          | 48                         | • 4" Round Amber Park/Rear Turn               |
| Dimensions    | 4.3" Diameter X 1.8" Depth | • For Park/Rear Turn Applications Only        |
| DOT/SAE       | J1395, J222                | • Sealed Moisture Corrosion Proof Electronics |
| Voltage       | 12.8VDC                    | • Polycarbonate Lens & Housing                |
| Amp Draw      | 200ma                      | • Plated Brass Connector                      |
| Legal Heading | I6P                        |   |
| Mounting      | Grommet                    |   |
| Connector     | PL-3                       |   |

## 4" ROUND AMBER PARK/FRONT/REAR TURN



Lightning



| PART NUMBER   | M42322Y<br>M42322YCL       | AMBER<br>AMBER CLEAR LENS      |
|---------------|----------------------------|--------------------------------|
| LEDs          | 15                         | • 4" Round Amber               |
| Dimensions    | 4.3" Diameter X 1.8" Depth | • Park/Front/Rear Turn         |
| DOT/SAE       | J1395, J222                | • Patented Lightning Optics    |
| Voltage       | 12.8VDC                    | • US Patent No. 8,009,364      |
| Amp Draw      | 320ma                      | • US Patent No. 8,717,679 B2   |
| Legal Heading | I6P                        | • Polycarbonate Lens & Housing |
| Mounting      | Grommet                    | • Plated Brass Connector       |
| Connector     | PL-3                       | • 5 Year Warranty              |

## 4" ROUND SURFACE MOUNT PARK REAR TURN



Lightning



| PART NUMBER   | M42365Y                                 | PARK / REAR TURN               |
|---------------|---|--------------------------------|
| LEDs          | 9                                       | • 4" Round Amber               |
| Dimensions    | 4.3" Diameter X 0.5" Depth              | • Park/Rear Turn               |
| DOT/SAE       | J1395, J222                             | • Patented Lightning Optics    |
| Voltage       | 12.8VDC                                 | • US Patent No. 8,009,364      |
| Amp Draw      | 130ma                                   | • US Patent No. 8,717,679 B2   |
| Legal Heading | I6P                                     | • Polycarbonate Lens & Housing |
| Connector     | 11" Hard Wired Female<br>PL-3 Connector | • Plated Brass Connector       |
| Mounting      | 3 Hole Screws & Caps Included           | • 5 Year Warranty              |

## 4" ROUND AMBER PARK/REAR TURN



Lightning



| PART NUMBER   | M42339Y                    | AMBER                             |
|---------------|----------------------------|-----------------------------------|
| LEDs          | 9                          | • 4" Round Amber                  |
| Dimensions    | 4.3" Diameter X 1.8" Depth | • Park/Rear Turn                  |
| DOT/SAE       | J1395, J222                | • Patented Lightning Optics       |
| Voltage       | 12.8VDC                    | • US Patent No. 8,009,364         |
| Amp Draw      | 180ma                      | • US Patent No. 8,717,679 B2      |
| Legal Heading | I6P                        | • For Rear Turn Applications Only |
| Mounting      | Grommet                    | • Polycarbonate Lens & Housing    |
| Connector     | PL-3                       | • Plated Brass Connector          |
|               |                            | • 5 Year Warranty                 |

## ULTRA THIN 0.4" LOW PROFILE OVAL AMBER PARK REAR TURN

5



M63350-TAPE

| PART NUMBER | M63350Y<br>M63350-TAPE<br>M50607<br>M50146 | AMBER<br>OPTIONAL 3M MOUNTING TAPE<br>THIN OVAL MOUNTING GROMMET<br>STAINLESS STEEL BEZEL |
|-------------|--|---|
|-------------|--|---|

|               |                          |
|---------------|--------------------------|
| LEDs          | 14                       |
| Dimensions    | 6.5" W X 2.3" H X 0.5" D |
| DOT/SAE       | J1395, J222              |
| Voltage       | 12.8VDC                  |
| Amp Draw      | 290ma                    |
| Legal Heading | I6P                      |
| Mounting      | Surface, Grommet or Tape |
| Connector     | 3 Wire 6" Leads          |

- Park Rear Turn
- Horizontal & Vertical Use
- Ultra Thin .04" Low Profile Design
- 3 Blunt Cut 6" Leads
- Sealed Moisture Proof Electronics
- Polycarbonate Lens & Housing
- Reinforced Riveted Mounting Holes
- 5 Year Warranty

## SURFACE MOUNT LOW PROFILE 0.4" ULTRA THIN AMBER PARK REAR TURN

5



M42206-ADHESIVE

| PART NUMBER | M42206Y<br>M42206-ADHESIVE | AMBER<br>OPTIONAL MOUNTING TAPE |
|-------------|----------------------------|---------------------------------|
|-------------|----------------------------|---------------------------------|

|               |                            |
|---------------|----------------------------|
| LEDs          | 14                         |
| Dimensions    | 4.6" W X 2.5" H X 0.4" D   |
| DOT/SAE       | J1395, J222                |
| Voltage       | 12.8VDC                    |
| Amp Draw      | 290ma                      |
| Legal Heading | IP                         |
| Mounting      | 2 Hole or 3M Mounting Tape |
| Connector     | 3 Wire 7" Leads            |

- Park Rear Turn
- Ultra Thin .04" Low Profile Design
- 3 Blunt Cut 7" Leads
- Sealed Moisture Proof Electronics
- Polycarbonate Lens & Housing
- 5 Year Warranty

## OVAL AMBER PARK/FRONT/REAR TURN SURFACE MOUNT

5

Lightnings



| PART NUMBER | M63320Y<br>M63326YDF-X | AMBER<br>AMBER DRY-FIT CONNECTOR |
|-------------|------------------------|----------------------------------|
|-------------|------------------------|----------------------------------|

|               |                          |
|---------------|--------------------------|
| LEDs          | 15                       |
| Dimensions    | 7.8" W X 3.3" H X 0.8" D |
| DOT/SAE       | J1395, J1398, J585e      |
| Legal Heading | I6P                      |
| Voltage       | 12.8VDC                  |
| Amp Draw      | 315ma                    |
| Mounting      | 2 Hole Surface           |
| Connector     | Three 13" Leads          |

- 6" Oval Surface Mount PFRT
- Patented Lighting Optics
- US Patent No. 8,009,364
- US Patent No. 8,717,679 B2
- Polycarbonate Lens & Housing
- Completely Sealed
- Low Profile Design
- 5 Year Warranty

## 6" OVAL AMBER PARK/CLEARANCE AUX TURN

5



| PART NUMBER | M63100Y | AMBER |
|-------------|---------|-------|
|-------------|---------|-------|

|               |                          |
|---------------|--------------------------|
| LEDs          | 60                       |
| Dimensions    | 6.4" W X 2.2" H X 1.7" D |
| DOT/SAE       | J222, J592e              |
| Voltage       | 12.8VDC                  |
| Amp Draw      | 275ma                    |
| Legal Heading | PP2                      |
| Mounting      | Grommet                  |
| Connector     | PL-3                     |

- 6" Oval Amber
- Park Clearance Aux Turn
- Maxx-Shield Protective Coating
- Sealed Moisture Corrosion Proof Electronics
- Polycarbonate Lens & Housing
- Plated Brass Connector
- 100,000 Hour Rated LED Life

• Not Intended For Stand Alone Front or Rear Turn Signal

## 6" OVAL AMBER PARK/CLEARANCE AUX TURN

5

Vantage



| PART NUMBER | M63420Y | AMBER |
|-------------|---------|-------|
|-------------|---------|-------|

|               |                          |
|---------------|--------------------------|
| LEDs          | 42                       |
| Dimensions    | 6.4" W X 2.2" H X 1.7" D |
| DOT/SAE       | J222, J592e              |
| Voltage       | 12.8VDC                  |
| Amp Draw      | 230ma                    |
| Legal Heading | PP2                      |
| Mounting      | Grommet                  |
| Connector     | PL-3                     |

- 6" Oval Amber
- Park Clearance Aux Turn
- Sealed Moisture Corrosion Proof Electronics
- Polycarbonate Lens & Housing
- Plated Brass Connector
- 5 Year Warranty
- 100,000 Hour Rated LED Life

• Not Intended For Stand Alone Front or Rear Turn Signal



## 6" OVAL AMBER PARK/FRONT/REAR TURN



Lightning



| PART NUMBER   | M63322Y AMBER<br>M63322YCL AMBER CLEAR LENS | M63323Y AMBER FLANGE   |
|---------------|---|--|
| LEDs          | 15  | <ul style="list-style-type: none"> <li>• 6" Oval Amber</li> <li>• Park Front Rear Turn</li> <li>• Patented Lightning Optics</li> <li>• US Patent No. 8,009,364</li> <li>• US Patent No. 8,717,679 B2</li> <li>• Sealed Moisture Proof Electronics</li> <li>• Solid State Circuit Board</li> <li>• Polycarbonate Lens &amp; Housing</li> <li>• Plated Brass Connector</li> <li>• 5 Year Warranty</li> </ul> |
| Dimensions    | 6.4"W X 2.2"H X 1.7" D                      |  |
| DOT/SAE       | J1395, J222                                 |  |
| Voltage       | 12.8VDC                                     |  |
| Amp Draw      | 310ma                                       |  |
| Legal Heading | I6P   |  |
| Mounting      | Grommet or Flange                           |  |
| Connector     | PL-3  |  |

## 6" OVAL AMBER PARK/REAR TURN



Lightning



| PART NUMBER   | M63339Y<br>M63339YCL   | AMBER<br>AMBER CLEAR LENS  |
|---------------|------------------------|--|
| LEDs          | 9                      | <ul style="list-style-type: none"> <li>• 6" Oval Amber</li> <li>• Park Rear Turn</li> <li>• Patented Lightning Optics</li> <li>• US Patent No. 8,009,364</li> <li>• US Patent No. 8,717,679 B2</li> <li>• Sealed Moisture Proof Electronics</li> <li>• Solid State Circuit Board</li> <li>• Polycarbonate Lens &amp; Housing</li> <li>• Plated Brass Connector</li> <li>• 5 Year Warranty</li> </ul> |
| Dimensions    | 6.4"W X 2.2"H X 1.7" D |  |
| DOT/SAE       | J222, J1395            |  |
| Voltage       | 12.8VDC                |  |
| Amp Draw      | 180ma                  |  |
| Legal Heading | I6P                    |  |
| Mounting      | Grommet                |  |
| Connector     | PL-3                   |  |

## 6" OVAL AMBER SIDE TURN/SIDE MARKER

NEW



| PART NUMBER   | M63124Y                  | AMBER  |
|---------------|--------------------------|--|
| LEDs          | 12                       | <ul style="list-style-type: none"> <li>• 6" Oval Amber</li> <li>• Side Turn/Side Marker</li> <li>• Reflector Lens</li> <li>• Sealed Moisture Proof Electronics</li> <li>• Polycarbonate Lens &amp; Housing</li> <li>• Plated Brass Connector</li> <li>• 5 Year Warranty</li> </ul> |
| Dimensions    | 6.4" W X 2.3" H X 2.0" D |  |
| Legal Heading | EP2                      |  |
| DOT/SAE       | J2039, J592E             |  |
| Voltage       | 12.8VDC                  |  |
| Amp Draw      | 380ma                    |  |
| Connector     | PL-3                     |  |
| Mounting      | Grommet                  |  |

## 6" OVAL AMBER PARK/REAR TURN



| PART NUMBER   | M63120Y                | AMBER   |
|---------------|------------------------|---|
| LEDs          | 18                     | <ul style="list-style-type: none"> <li>• 6" Oval Amber</li> <li>• Side Turn/Side Marker</li> <li>• Maxx-Shield Protective Covering</li> <li>• Smart chip Surge Protection</li> <li>• Sealed Moisture Proof Electronics</li> <li>• Solid State Circuit Board</li> <li>• Polycarbonate Lens &amp; Housing</li> <li>• Plated Brass Connector</li> <li>• 5 Year Warranty</li> </ul> |
| Dimensions    | 6.4"W X 2.2"H X 2.5" D |   |
| Legal Heading | EP2                    |   |
| DOT/SAE       | J2039, J592e           |   |
| Voltage       | 12.8VDC                |   |
| Amp Draw      | 450ma                  |   |
| Mounting      | Grommet                |   |

## 6" OVAL AMBER SIDE TURN/SIDE MARKER



| PART NUMBER   | M63121Y                  | AMBER   |
|---------------|--------------------------|---|
| LEDs          | 28                       | <ul style="list-style-type: none"> <li>• 6" Oval Amber</li> <li>• Side Turn/Side Marker</li> <li>• Reflector Lens</li> <li>• Sealed Moisture Proof Electronics</li> <li>• Acrylic Lens</li> <li>• Polycarbonate Housing</li> <li>• Plated Brass Connector</li> <li>• 5 Year Warranty</li> </ul> |
| Dimensions    | 6.5" W X 2.2" H X 2.8" D |   |
| DOT/SAE       | J2039, J592e             |   |
| Voltage       | 12.8VDC                  |   |
| Amp Draw      | 370ma                    |   |
| Legal Heading | AEP2                     |   |
| Mounting      | Grommet                  |   |
| Connector     | PL-3                     |   |



## 5" RECTANGULAR PARK, FRONT, REAR TURN



| PART NUMBER   | M42201Y                  | AMBER                               |
|---------------|--------------------------|-------------------------------------|
| LEDs          | 44                       | • 5" Rectangular                    |
| Dimensions    | 5.3" W X 3.4" H X 1.8" D | • Park Front Rear Turn              |
| DOT/SAE       | J1395, J222              | • Sealed Moisture Proof Electronics |
| Voltage       | 12.8VDC                  | • Solid State Circuit Board         |
| Amp Draw      | 270ma                    | • Polycarbonate Lens & Housing      |
| Legal Heading | I6P                      | • Plated Brass Connector            |
| Mounting      | Grommet                  |                                     |
| Connector     | PL-3                     |                                     |

## 5" RECTANGULAR PARK, FRONT, REAR TURN



Lightning



| PART NUMBER   | M42213Y<br>M42213YCL     | AMBER<br>AMBER CLEAR LENS           |
|---------------|--------------------------|-------------------------------------|
| LEDs          | 15                       | • 5" Rectangular                    |
| Dimensions    | 5.3" W X 3.4" H X 1.8" D | • Patented Lightning Optics         |
| DOT/SAE       | J1395, J222              | • US Patent No. 8,009,364           |
| Voltage       | 12.8VDC                  | • US Patent No. 8,717,679 B2        |
| Amp Draw      | 300ma                    | • Park Front Rear Turn              |
| Legal Heading | I6P                      | • Sealed Moisture Proof Electronics |
| Mounting      | Grommet                  | • Solid State Circuit Board         |
| Connector     | PL-3                     | • Polycarbonate Lens & Housing      |
|               |                          | • Plated Brass Connector            |
|               |                          | • 5 Year Warranty                   |

## SURFACE MOUNT RECTANGULAR PARK/REAR TURN



| PART NUMBER   | M63318Y-A<br>M63318YCL-A      | AMBER<br>AMBER CLEAR LENS            |
|---------------|-------------------------------|--------------------------------------|
| LEDs          | 10                            | • Surface Mount Park Rear Turn       |
| Dimensions    | 15.4" L X 1.2" W X 0.7" H     | • Horizontal & Vertical 2 Hole Mount |
| DOT/SAE       | J588, J222                    | • Compact Thin Low Profile Design    |
| Voltage       | 12.8VDC                       | • 3 Blunt Cut 14" Leads              |
| Amp Draw      | 300ma                         | • Sealed Moisture Proof Electronics  |
| Legal Heading | IP                            | • Polycarbonate Lens & Housing       |
| Mounting      | Surface Vertical & Horizontal | • 10 Year Warranty                   |
| Connector     | 3 Wire Leads                  |                                      |

## 2 1/2" CLEARANCE STOP &amp; TURN - FOR AUXILIARY USE ONLY



| PART NUMBER   | M11300RAS<br>M11300YAT     | RED AUX STOP<br>AMBER AUX TURN      |
|---------------|----------------------------|-------------------------------------|
| LEDs          | 3                          | • 2 1/2" Auxiliary                  |
| Dimensions    | 2.5" Diameter X 0.8" Depth | • Aux Stop / Aux Turn               |
| DOT/SAE       | J592e                      | • Sealed Moisture Proof Electronics |
| Voltage       | 12.8VDC                    | • Solid State Circuit Board         |
| Amp Draw      | 40ma                       | • Polycarbonate Lens & Housing      |
| Legal Heading | P2                         |                                     |
| Mounting      | Grommet                    |                                     |
| Connector     | 3 Wire Leads               |                                     |

## 3/4" MINI CLEARANCE AUXILIARY STOP &amp; TURN P2 ONLY



| PART NUMBER   | M09300RAS<br>M09300YAT           | RED AUX<br>AMBER AUX | M50112 CHROME BEZEL                 |
|---------------|----------------------------------|----------------------|-------------------------------------|
| LEDs          | 3                                |                      | • 3/4" Mini Aux Stop / Turn         |
| Diameter      | 3/4"                             |                      | • Polycarbonate Lens & Housing      |
| DOT/SAE       | J592e                            |                      | • Not For Stand Alone Use           |
| Voltage       | 12.8VDC                          |                      | • Compact Thin Low Profile Design   |
| Amp Draw      | 40ma/10ma                        |                      | • 3 Blunt Cut 10" Leads             |
| Legal Heading | P2                               |                      | • Sealed Moisture Proof Electronics |
| Mounting      | 3/4" Hole                        |                      | • 5 Year Warranty                   |
| Connector     | 3 Bullet Connectors on 10" Leads |                      |                                     |

## 24VDC CONVERTER – 24VDC TO 12VDC 1 &amp; 2 AMP STEP DOWN MODULES



| PART NUMBER | M50909 | 1 AMP 24VDC/12VDC CONVERTER |
|-------------|--------|-----------------------------|
|             | M50913 | 2 AMP 24VDC/12VDC CONVERTER |

|            |                           |
|------------|---------------------------|
| Dimensions | M50909 4.0" X 0.9" X 0.5" |
|            | M50913 2.8" X 2.3" X 1.8" |
| Voltage    | 24VDC                     |
| Amp Draw   | M50909 1A                 |
|            | M50913 2A                 |

## 4" ROUND RED STT



Lightning



| PART NUMBER   | M42322R-DV           | RED  |
|---------------|----------------------|--|
| LEDs          | 9                    | <ul style="list-style-type: none"> <li>4" Round Red STT</li> <li>Auto Select 12/24 VDC Voltage</li> <li>Patented Lightning Lens Optics</li> <li>US Patent No. 8,009,364</li> <li>US Patent No. 8,717,679 B2</li> <li>Sealed Moisture Proof Electronics</li> <li>Polycarbonate Lens &amp; Housing</li> <li>Plated Brass Connector</li> <li>5 Year Warranty</li> </ul> |
| Diameter      | 4.3"                 |  |
| Depth         | 1.8"                 |  |
| DOT/SAE       | J1395, J1398, J585e  |  |
| Voltage       | Auto Select 12/24VDC |  |
| Amp Draw      | 140ma 12V / 80ma 24V |  |
| Legal Heading | I6S2T2               |  |
| Mounting      | Grommet              |  |
| Connector     | PL-3                 |  |

## 4" ROUND AMBER PARK/REAR TURN



Lightning



| PART NUMBER   | M42339Y-DV            | AMBER  |
|---------------|-----------------------|--|
| LEDs          | 9                     | <ul style="list-style-type: none"> <li>4" Round Amber Park/Rear Turn</li> <li>Auto Select 12/24VDC Voltage</li> <li>Patented Lightning Lens Optics</li> <li>US Patent No. 8,009,364</li> <li>US Patent No. 8,717,679 B2</li> <li>Sealed Moisture Proof Electronics</li> <li>Polycarbonate Lens &amp; Housing</li> <li>Plated Brass Connector</li> <li>5 Year Warranty</li> </ul> |
| Diameter      | 4.3"                  |  |
| Depth         | 1.8"                  |  |
| DOT/SAE       | J1395, J222           |  |
| Voltage       | Auto Select 12/24VDC  |  |
| Amp Draw      | 180ma 12V / 100ma 24V |  |
| Legal Heading | I6P                   |  |
| Mounting      | Grommet               |  |
| Connector     | PL-3                  |  |

## 4" ROUND BACK UP



Lightning



| PART NUMBER   | M42324-DV             | WHITE  |
|---------------|-----------------------|--|
| LEDs          | 18                    | <ul style="list-style-type: none"> <li>4" Round Back Up</li> <li>Auto Select 12/24 VDC Voltage</li> <li>Patented Lightning Lens Optics</li> <li>US Patent No. 8,009,364</li> <li>US Patent No. 8,717,679 B2</li> <li>Sealed Moisture Proof Electronics</li> <li>Polycarbonate Lens &amp; Housing</li> <li>5 Year Warranty</li> </ul> |
| Diameter      | 4.3"                  |  |
| Depth         | 1.9"                  |  |
| DOT/SAE       | J593c                 |  |
| Voltage       | Auto Select 12/24VDC  |  |
| Amp Draw      | 180ma 12V / 110ma 24V |  |
| Legal Heading | R                     |  |
| Mounting      | Grommet               |  |
| Connector     | PL-3                  |  |

## 6" OVAL RED STT



Lightning



| PART NUMBER   | M63322R-DV            | RED  |
|---------------|-----------------------|--|
| LEDs          | 9                     | <ul style="list-style-type: none"> <li>6" Oval Red STT</li> <li>Auto Select 12/24VDC Voltage</li> <li>Patented Lightning Lens Optics</li> <li>US Patent No. 8,009,364</li> <li>US Patent No. 8,717,679 B2</li> <li>Sealed Moisture Proof Electronics</li> <li>Polycarbonate Lens &amp; Housing</li> <li>Plated Brass Connector</li> <li>5 Year Warranty</li> </ul> |
| Dimensions    | 6.4"W X 2.2"H X 1.7"D |  |
| DOT/SAE       | J1395, J1398, J585e   |  |
| Voltage       | Auto Select 12/24VDC  |  |
| Amp Draw      | 140ma 12V / 80ma 24V  |  |
| Legal Heading | I6S2T2                |  |
| Mounting      | Grommet               |  |
| Connector     | PL-3                  |  |

## STAINLESS STEEL CLEARANCE MARKER



| PART NUMBER   | M72270R-DV<br>M72270Y-DV | RED<br>AMBER                       |
|---------------|--------------------------|------------------------------------|
| LEDs          | 13                       | • Stainless Steel Clearance Marker |
| Dimensions    | 6.5" W X 2.0" H X 0.9" D | • Auto Select 12/24VDC Voltage     |
| DOT/SAE       | J592e                    | • US Patent No. D514008            |
| Voltage       | Auto Select 12/24VDC     | • Snap On Stainless Steel Bezel    |
| Amp Draw      | 80ma 12V 40ma 24V        | • Ideal for Cab and Sleeper Panels |
| Legal Heading | P2                       | • Polycarbonate Lens               |
| Mounting      | Surface                  | • Plated Brass Connector           |
| Connector     | PL-2                     | • 5 Year Warranty                  |

## 4" COMBINATION CLEARANCE MARKER



| PART NUMBER   | M23015R-DV<br>M23015Y-DV | RED<br>AMBER                      |
|---------------|--------------------------|-----------------------------------|
| LEDs          | 14                       | • 4" Combination Clearance Marker |
| Dimensions    | 4.0" W X 2.0" H X 1.0" D | • Meets P2PC Requirements         |
| DOT/SAE       | J592e                    | • Polycarbonate Lens & Housing    |
| Voltage       | Auto Select 12/24VDC     | • 5 Year Warranty                 |
| Amp Draw      | 50ma 12V 50ma 24V        |                                   |
| Legal Heading | P2PC                     |                                   |
| Mounting      | Surface                  |                                   |
| Connector     | Bullet & Ring            |                                   |

## 2" ROUND CLEARANCE MARKER



| PART NUMBER   | M09100R-DV<br>M09100Y-DV   | RED<br>AMBER                        |
|---------------|----------------------------|-------------------------------------|
| LEDs          | 9                          | • 2" Round Clearance Marker         |
| Dimensions    | 2.0" Diameter X 0.7" Depth | • Auto Select 12/24VDC Voltage      |
| DOT/SAE       | J592e                      | • Sealed Moisture Proof Electronics |
| Voltage       | Auto Select 12/24VDC       | • Polycarbonate Lens & Housing      |
| Amp Draw      | 70ma 12V 40ma 24V          | • Plated Brass Connector            |
| Legal Heading | P2                         |                                     |
| Mounting      | Grommet                    |                                     |
| Connector     | PL-2                       |                                     |

## 2 1/2" ROUND CLEARANCE MARKER



| PART NUMBER   | M11300R-DV<br>M11300Y-DV   | RED<br>AMBER                        |
|---------------|----------------------------|-------------------------------------|
| LEDs          | 13                         | • Auto Select 12/24VDC Voltage      |
| Diameter      | 2.5" Diameter X 0.7" Depth | • Sealed Moisture Proof Electronics |
| DOT/SAE       | J592e                      | • Polycarbonate Lens & Housing      |
| Voltage       | Auto Select 12/24VDC       | • Plated Brass Connector            |
| Amp Draw      | 70ma 12V 40ma 24V          |                                     |
| Legal Heading | P2                         |                                     |
| Mounting      | Grommet                    |                                     |
| Connector     | PL-2                       |                                     |

## 3/4" MINI P2PC COMBINATION DUAL VOLTAGE CLEARANCE MARKERS



|              |                       |
|--------------|-----------------------|
| PART NUMBER  |                       |
| M09300R-DV   | RED                   |
| M09300RCL-DV | RED CLEAR LENS        |
| M09300Y-DV   | AMBER                 |
| M09300YCL-DV | AMBER CLEAR LENS      |
| M50112       | STAINLESS STEEL BEZEL |
| M50125       | WIDE CHANNEL GROMMET  |

|               |                              |
|---------------|------------------------------|
| LEDs          | 3                            |
| Diameter      | 3/4"                         |
| DOT/SAE       | J592e                        |
| Voltage       | Auto Select 12/24VDC Voltage |
| Amp Draw      | 30ma                         |
| Legal Heading | P2PC                         |
| Mounting      | Grommet 3/4" Hole Cut Out    |
| Connector     | 2.7" Bullet Connectors       |

- 3/4" Low Profile Design
- Meets P2PC for 45° Mounting
- Completely Sealed Electronics
- Standard Grommet Included
- Optional Stainless Steel Bezel
- 5 Year Warranty

## 4" ROUND THIN PROFILE SURFACE MOUNT BACK-UP



Lightning




| PART NUMBER | M42365                    | BACK UP       |
|-------------|---------------------------|---------------|
| LEDs        | 9 White                   | Legal Heading |
| Dimensions  | 4.3" Diameter X 0.5" Deep | Connector     |
| DOT/SAE     | J593c                     | Mounting      |
| Voltage     | 12.8VDC                   |               |
| Amp Draw    | 200ma                     |               |

## 4.0" ROUND FLANGE MOUNT BACK UP



LightningS



| PART NUMBER   | M42354-X                  | WHITE BULK PACK                      |
|---------------|---------------------------|--------------------------------------|
| LEDs          | 10                        | • 10 Superflux LEDs                  |
| Dimensions    | 5.6" Diameter X 0.7" Deep | • Thin Low Profile Design            |
| DOT/SAE       | J593c                     | • Lightning Patented Lens            |
| Voltage       | 12.8VDC                   | • US Patent No. 8,009,364            |
| Amp Draw      | 200ma                     | • US Patent No. 8,717,679 B2         |
| Legal Heading | R                         | • Acrylic Lens/Polycarbonate Housing |
| Mounting      | 3 Hole Flange             | • Neoprene Gasket Included           |
| Connector     | PL-3                      | • 5 Year Warranty                    |

## 4" ROUND BACK-UP



LightningS



| PART NUMBER   | M42347<br>M42348          | GROMMET<br>DRY-FIT                  |
|---------------|---------------------------|-------------------------------------|
| LEDs          | 9                         | • 4" Round Back Up                  |
| Dimensions    | 4.3" Diameter X 1.9" Deep | • Patented Lightning Lens Optics    |
| DOT/SAE       | J593c                     | • US Patent No. 8,009,364           |
| Voltage       | 12.8VDC                   | • US Patent No. 8,717,679 B2        |
| Amp Draw      | 180ma                     | • Sealed Moisture Proof Electronics |
| Legal Heading | R                         | • Polycarbonate Lens & Housing      |
| Connector     | PL-3 or Dry-Fit           | • 5 Year Warranty                   |

## 4" ROUND BACK UP



Lightning



| PART NUMBER   | M42321<br>M42324                   | SURFACE MOUNT<br>GROMMET            |
|---------------|------------------------------------|-------------------------------------|
| LEDs          | 18                                 | • 4" Round Back Up                  |
| Diameter      | 4.3" Grommet<br>5.5" Surface Mount | • Patented Lightning Lens Optics    |
| Depth         | 1.9"                               | • US Patent No. 8,009,364           |
| DOT/SAE       | J593c                              | • US Patent No. 8,717,679 B2        |
| Voltage       | 12.8VDC                            | • Sealed Moisture Proof Electronics |
| Amp Draw      | 160ma                              | • Polycarbonate Lens & Housing      |
| Legal Heading | R                                  | • 5 Year Warranty                   |
| Connector     | PL-3                               |                                     |

## RECTANGULAR SURFACE MOUNT BACK-UP



| PART NUMBER   | M63318-A<br>M63318-A-GSKT | WITH GASKET                         |
|---------------|---------------------------|-------------------------------------|
| LEDs          | 20                        | • 15" Surface Mount Back Up         |
| Dimensions    | 15.4" L X 1.2" W X 0.7" H | • Horizontal & Vertical             |
| DOT/SAE       | J593C                     | • 2 Hole Surface Mount              |
| Voltage       | 12.8VDC                   | • Compact Thin Low Profile Design   |
| Amp Draw      | 500ma                     | • 2 Blunt Cut 14" Leads             |
| Legal Heading | R                         | • Sealed Moisture Proof Electronics |
| Mounting      | Surface                   | • Polycarbonate Lens & Housing      |
| Connector     | 2 Wire Leads              | • 10 Year Warranty                  |

## 7" BUS BACK-UP



| PART NUMBER   | M90450           |                                     |
|---------------|------------------|-------------------------------------|
| LEDs          | 20               | • 7" White Back Up Bus Light        |
| Dimensions    | 7.00" W X 1.0" D | • 4 Hole Surface Mount              |
| DOT/SAE       | J593C            | • Mounting Gasket Included          |
| Voltage       | 12.8VDC          | • Maxx-Shield Polymer Coating       |
| Amp Draw      | 250ma            | • Polycarbonate Lens & Housing      |
| Legal Heading | R                | • Sealed Moisture Proof Electronics |
| Mounting      | 4 Hole Surface   | • 5 Year Warranty                   |
| Connector     | Wire Leads       |                                     |



## SURFACE & TAPE MOUNT RECTANGULAR LOW PROFILE 0.4" ULTRA THIN BACK-UP/INTERIOR COURTESY



M42206-ADHESIVE

| PART NUMBER   | M42206<br>M42206-ADHESIVE  | WHITE<br>OPTIONAL MOUNTING TAPE  |
|---------------|----------------------------|--|
| LEDs          | 14                         |  |
| Dimensions    | 4.6" W X 2.5" H X 0.4" D   |  |
| DOT/SAE       | J593c                      |  |
| Voltage       | 12.8VDC                    |  |
| Amp Draw      | 240ma                      |  |
| Legal Heading | R                          |  |
| Mounting      | 2 Hole or 3M Mounting Tape |  |
| Connector     | 2 Wire 6" Leads            |  |
|               |                            | <ul style="list-style-type: none"> <li>• Ultra Thin 0.4" Low Profile Design</li> <li>• Polycarbonate Lens &amp; Housing</li> <li>• Completely Sealed Electronics</li> <li>• 2 Caps to Cover Screws</li> <li>• 5 Year Warranty</li> </ul> |

## SURFACE, GROMMET & TAPE MOUNT OVAL 0.4" ULTRA THIN BACK-UP/INTERIOR COURTESY



M63350-TAPE

| PART NUMBER   | M63350<br>M63350-TAPE<br>M50607<br>M50146 | WHITE BACK-UP/INTERIOR COURTESY<br>OPTIONAL 3M MOUNTING TAPE<br>THIN OVAL MOUNTING GROMMET<br>STAINLESS STEEL BEZEL   |
|---------------|---|---|
| LEDs          | 14  |   |
| Dimensions    | 6.5" W X 2.3" H X 0.5" D                  |   |
| DOT/SAE       | J593C                                     |   |
| Voltage       | 12.8VDC                                   |   |
| Amp Draw      | 245ma                                     |   |
| Legal Heading | R   |   |
| Mounting      | Surface, Grommet or Tape                  |   |
| Connector     | 2 Wire 6" Leads                           |   |
|               |   | <ul style="list-style-type: none"> <li>• Ultra Thin 0.4" Low Profile Design</li> <li>• Polycarbonate Lens &amp; Housing</li> <li>• Completely Sealed Electronics</li> <li>• 2 Caps to Cover Screws</li> <li>• Reinforced Riveted Mounting Holes</li> <li>• 5 Year Warranty</li> </ul> |

## 6" OVAL BACK-UP



Lightning



| PART NUMBER   | M63320<br>M63324<br>M63326DF-X | SURFACE MOUNT HARD WIRE<br>GROMMET MOUNT PL-3<br>SURFACE MOUNT DRY-FIT BULK  |
|---------------|--------------------------------|--|
| LEDs          | 18                             |  |
| Width         | 6.4" Grommet, 7.8" Flange      |  |
| Height        | 2.0" Grommet, 3.3" Flange      |  |
| Depth         | 1.8" Grommet, 0.8" Flange      |  |
| DOT/SAE       | J593c                          |  |
| Voltage       | 12.8VDC                        |  |
| Amp Draw      | 160ma Grommet, 150ma Flange    |  |
| Legal Heading | R                              |  |
| Connector     | PL-3                           |  |
|               |                                | <ul style="list-style-type: none"> <li>• 6" Oval Round Back Up</li> <li>• Patented Lightning Lens Optics</li> <li>• US Patent No. 8,009,364</li> <li>• US Patent No. 8,717,679 B2</li> <li>• Sealed Moisture Corrosion Proof Electronics</li> <li>• Plated Brass Connector</li> <li>• Polycarbonate Lens &amp; Housing</li> <li>• 5 Year Warranty</li> </ul> |

## 6" OVAL BACK-UP



Lightning



| PART NUMBER   | M63347                   | GROMMET MOUNT  |
|---------------|--------------------------|--|
| LEDs          | 9                        |  |
| Dimensions    | 6.4" W X 2.0" H X 1.8" D |  |
| DOT/SAE       | J593c                    |  |
| Voltage       | 12.8VDC                  |  |
| Amp Draw      | 180ma                    |  |
| Legal Heading | R                        |  |
| Connector     | PL-3, Dry-Fit, Hard Wire |  |
|               |                          | <ul style="list-style-type: none"> <li>• 6" Oval Back Up</li> <li>• Patented Lightning Lens Optics</li> <li>• US Patent No. 8,009,364</li> <li>• US Patent No. 8,717,679 B2</li> <li>• Sealed Moisture Corrosion Proof Electronics</li> <li>• Polycarbonate Lens &amp; Housing</li> <li>• 5 Year Warranty</li> </ul> |

## 6" RECTANGULAR BACK-UP



Lightning



| PART NUMBER   | M42213                   | GROMMET MOUNT   |
|---------------|--------------------------|---|
| LEDs          | 18                       |   |
| Dimensions    | 5.3" W X 3.4" H X 1.8" D |   |
| DOT/SAE       | J593c                    |   |
| Voltage       | 12.8VDC                  |   |
| Amp Draw      | 170ma                    |   |
| Legal Heading | R                        |   |
| Connector     | PL-3                     |   |
|               |                          | <ul style="list-style-type: none"> <li>• Rectangular Back Up</li> <li>• Patented Lightning Lens Optics</li> <li>• US Patent No. 8,009,364</li> <li>• US Patent No. 8,717,679 B2</li> <li>• Smart Chip Surge Protection</li> <li>• Sealed Moisture Proof Electronics</li> <li>• Polycarbonate Lens &amp; Housing</li> <li>• 5 Year Warranty</li> </ul> |



## 8 LED 7" RED &amp; AMBER WARNING LIGHTS

5



| PART NUMBER   | M90070R<br>M90070Y    | RED<br>AMBER                   |
|---------------|-----------------------|--------------------------------|
| LEDs          | 8                     | • 7" Red/Amber Warning         |
| Diameter      | 7.2"                  | • Two Flash Patterns Slow/Fast |
| Depth         | 1.4"                  | • Polycarbonate Lens & Housing |
| DOT/SAE       | R/Y J887 Red Cal 13   | • Mounting Gasket Included     |
| Voltage       | 12.8VDC               | • Maxx-Shield Coating          |
| Amp Draw      | 1.5A Red / 2.0A Amber | • 5 Year Warranty              |
| Legal Heading | 16P2S2T2A Red         |                                |
| Mounting      | 4 Hole Surface        |                                |
| Connector     | 3 Wire 11" Leads      |                                |

## 7" BACK-UP BUS LIGHT

5



| PART NUMBER   | M90450         |                                     |
|---------------|----------------|-------------------------------------|
| LEDs          | 20 White       | • 7" White Back Up Bus Light        |
| Dimensions    | 7.0" Diameter  | • 4 Hole Surface Mount              |
| Depth         | 1.2"           | • Mounting Gasket Included          |
| DOT/SAE       | J593c          | • Sealed Moisture Proof Electronics |
| Voltage       | 12.8VDC        | • Maxx-Shield Protective Coating    |
| Amp Draw      | 250ma          | • Polycarbonate Lens & Housing      |
| Legal Heading | R              | • 5 Year Warranty                   |
| Mounting      | 4 Hole Surface |                                     |
| Connector     | 2 Wire Leads   |                                     |

## 7" STOP/TAIL/TURN 7" FRONT/REAR/TURN

5



| PART NUMBER   | M90061R<br>M90081Y           | RED<br>AMBER                        |
|---------------|------------------------------|-------------------------------------|
| LEDs          | 17                           | • 7" Stop/Tail/Turn                 |
| Diameter      | 7.0"                         | • 7" Front Rear Turn                |
| Depth         | 1.2"                         | • Reflector Lens                    |
| DOT/SAE       | J1398, J585e, J1395<br>J594f | • 4 Hole Surface Mount              |
| Voltage       | 12.8VDC                      | • Mounting Gasket Included          |
| Amp Draw      | 120ma Red / 280ma Amber      | • Moisture Proof Sealed Electronics |
| Legal Heading | 16P2S2T2A Red<br>16PA Amber  | • Maxx-Shield Protective Coating    |
| Mounting      | 4 Hole Surface               | • Polycarbonate Lens & Housing      |
| Connector     | 3 Wire Leads                 | • 5 Year Warranty                   |

## NEW GENERATION SQUARE CHROME DOUBLE FACE PEDESTAL



| PART NUMBER  |                                      |
|--------------|--------------------------------------|
| M42360R/Y-A  | SINGLE POST LEFT HAND                |
| M42361R/Y-A  | SINGLE POST RIGHT HAND               |
| M42362R/Y-A  | DOUBLE POST LEFT HAND                |
| M42363R/Y-A  | DOUBLE POST RIGHT HAND               |
| M42362RYCL-A | DOUBLE POST LEFT HAND<br>CLEAR LENS  |
| M42363RYCL-A | DOUBLE POST RIGHT HAND<br>CLEAR LENS |
| M42364Y/Y    | DOUBLE POST AMBER/AMBER              |

|               |   |
|---------------|---|
| LEDs          | 13 RED /14 AMBER<br>27 AMBER Y/Y                        |
| Dimensions    | 4.5" W X 4.5" H X 1.8" D                                |
| Function      | STT/Front Turn/Side Marker<br>Turn/Side Marker Park Y/Y |
| DOT/SAE       | J1398, J585, J1395, J222, J592, J594                    |
| Voltage       | 12.8VDC   |
| Amp Draw      | 460ma, 500ma Y/Y  |
| Legal Heading | I6S2T2, I6P, P2<br>I6P, P2 Y/Y                          |
| Mounting      | Post  |
| Connector     | Three Wire Leads  |

- Square Chrome Double Face Pedestal
- Patented LightningS Optics
- US Patent No. 8,009,364
- US Patent No. 8,717,679 B2
- Polycarbonate Front & Rear Lens
- Double Insulated Waterproof Modules
- Epoxy Sealed Electronics
- P2 Side Marker
- Available Single or Double Post
- 5 Year Warranty

## ROUND DOUBLE FACE PEDESTAL



| PART NUMBER |                        |
|-------------|------------------------|
| M42341R/Y   | RED / AMBER            |
| M42341RYCL  | RED / AMBER CLEAR LENS |
| M42341Y/Y   | AMBER/AMBER            |

|               |  |
|---------------|--|
| LEDs          | 15 Red /15 Amber<br>15 Amber /15 Amber           |
| Dimensions    | 4.3" Diameter X 2.0" Depth                       |
| Function      | STT Red, PFRT Amber                              |
| DOT/SAE       | R/Y J1395, J1398, J585E, J222<br>Y/Y J1395, J222 |
| Voltage       | 12.8VDC  |
| Amp Draw      | 440ma R/Y 640ma Y/Y                              |
| Legal Heading | R/Y I6PS2T2, I6P Y/Y I6P                         |
| Mounting      | Post   |
| Connector     | Three Wire Leads                                 |

- Round Chrome Double Face Pedestal
- Patented Lightning Optics
- US Patent No. 8,009,364
- US Patent No. 8,717,679 B2
- Polycarbonate Front & Rear Lens
- Single Post
- Sealed Moisture Proof Electronics
- 5 Year Warranty

## SURFACE MOUNT ID BAR/CENTER HIGH MOUNT STOP LIGHT

NEW



| PART NUMBER | M63319R                        | RED           |                             |  |
|-------------|--------------------------------|---------------|-----------------------------|--|
| LEDs        | 9                              | Legal Heading | P2 P3 U3                    | • Dual Function Operation                |
| Dimensions  | 15.4 L X 1.2" Wide X 0.7" High | Connector     | 14.5" Blunt Cut Leads 18AWG | • Polycarbonate Lens & Housing           |
| Voltage     | 12.8VDC                        | Mounting      | Two Hole Surface Mount      | • Sleek Low Profile Design               |
| Amp Draw    | 150ma CHMSL 20ma ID Bar        |               | Horizontal Only             | • Two Hole Surface Mount-Horizontal Only |
| DOT/SAE     | J592, J2042, J1957             |               |                             | • 5 Year Warranty                        |

## STAINLESS STEEL ID BAR



| PART NUMBER | M20323R          | RED       |                    |                            |
|-------------|------------------|-----------|--------------------|----------------------------|
| LEDs        | 24               | Amp Draw  | 120ma              | • Stainless Steel ID Bar   |
| Dimensions  | 16.3" W X 1.4" H | Mounting  | 2 Hole Surface     | • Three M20320R Lights     |
| Voltage     | 12.8VDC          | Connector | Two 12" Wire Leads | • 2 Hole Surface Mount     |
|             |                  |           |                    | • Polished Stainless Steel |
|             |                  |           |                    | • 1 Year Warranty          |

## ALUMINUM ID BAR



| PART NUMBER | M20343R<br>M20343RCL<br>M20343Y<br>M20343YCL | RED<br>RED CLEAR LENS<br>AMBER<br>AMBER CLEAR LENS |                    |                                    |
|-------------|--|--|--------------------|------------------------------------|
| LEDs        | 21   | Amp Draw   | 120ma              | • Aluminum ID Bar                  |
| Dimensions  | 17.1" W X 1.0" H                             | Mounting   | 2 Hole Surface     | • Three M20340 Series Lights       |
| Voltage     | 12.8VDC                                      | Connector  | Two 12" Wire Leads | • 2 Hole Surface Mount             |
|             |  |  |                    | • 1 Year Warranty For Aluminum Bar |
|             |  |  |                    | • 10 Year Warranty For Lamps       |

## 2 1/2" ROUND STAINLESS STEEL ID BAR




| PART NUMBER | M11303R                   |                                       |  |
|-------------|---------------------------|---------------------------------------|--|
| LEDs        | 39                        | • 2 1/2" Round Stainless Steel ID Bar |  |
| Dimensions  | 14.4" W X 1.6" H X 1.5" D | • Three M11300R Lights                |  |
| Voltage     | 12.8VDC                   | • 2 Hole Surface Mount                |  |
| Amp Draw    | 210ma                     | • Polished Stainless Steel            |  |
| Mounting    | 2 Hole Surface            | • 1 Year Warranty For Aluminum Bar    |  |
| Connector   | 2 Bullet Connectors       | • 10 Year Warranty For Lamps          |  |

## FREIGHTLINER® REPLACEMENT 7 LED SIDE TURN / SIDE MARKER LIGHT



Maxxima introduces a drop in replacement, side turn side marker light for Freightliner® trucks. Light has the Delphi OEM connector on the back to easily connect to the vehicle harness. 7 LED, POLYCARBONATE LENS & HOUSING, AVAILABLE IN AMBER & AMBER CLEAR LENS MODELS, 5 YEAR WARRANTY.



## PART NUMBER

M63123Y

AMBER

M50916

3-PIN DELPHI CONNECTOR

|               |                     |
|---------------|---------------------|
| LEDs          | 7 Amber             |
| Amp Draw      | 420ma               |
| Width         | 5.1"                |
| Height        | 2.7"                |
| Depth         | 2.9"                |
| Legal Heading | E P2 P3             |
| DOT/SAE       | J2039, J592e, J2042 |
| Voltage       | 12.8VDC             |
| Connector     | 3-Pin Delphi GT150  |
| Mounting      | Two Hole            |
| Warranty      | 5 Year              |



## PART NUMBER

M63123YCL

AMBER CLEAR LENS

M50916

3-PIN DELPHI CONNECTOR

|               |                     |
|---------------|---------------------|
| LEDs          | 7 Amber             |
| Amp Draw      | 420ma               |
| Width         | 5.1"                |
| Height        | 2.7"                |
| Depth         | 2.9"                |
| Legal Heading | E P2 P3             |
| DOT/SAE       | J2039, J592e, J2042 |
| Voltage       | 12.8VDC             |
| Connector     | 3-Pin Delphi GT150  |
| Mounting      | Two Hole            |
| Warranty      | 5 Year              |

\* FREIGHTLINER IS A REGISTERED TRADEMARK OF DAIMLER TRUCKS N.A.

## LIGHTNING OVAL AMBER SIDE TURN / SIDE MARKER PETERBILT® REPLACEMENT



Lightning



| PART NUMBER   | M63122Y<br>M63122YCL                             | AMBER<br>AMBER CLEAR LENS  |
|---------------|--|--|
| LEDs          | 9  | <ul style="list-style-type: none"> <li>Patented Lightning Lens Optics</li> <li>US Patent No. 8,009,364 &amp; 8,717,679 B2</li> </ul> |
| Voltage       | 12.8VDC  | <ul style="list-style-type: none"> <li>Maxx-Shield Coating</li> </ul>  |
| Amp Draw      | 100ma  | <ul style="list-style-type: none"> <li>Polycarbonate Lens &amp; Housing</li> </ul>   |
| Dimensions    | 4.4" W X 2.1" H X 1.4" D                         | <ul style="list-style-type: none"> <li>Low LED Amp Draw</li> </ul>   |
| Legal Heading | E2 P2 P3   | <ul style="list-style-type: none"> <li>Stainless Steel Bolts &amp; Nuts</li> </ul>   |
| DOT/SAE       | J914, J592e                                      | <ul style="list-style-type: none"> <li>5 Year Warranty</li> </ul>  |
| Connector     | Three 11" Leads 18AWG                            |  |
| Mounting      | Two Hole Stainless Steel<br>Stud Mount with Nuts |  |

## LIGHTNING OVAL CHROME AMBER SIDE TURN / SIDE MARKER PETERBILT® REPLACEMENT



Lightning



| PART NUMBER   | M63122CH-YCL                                     | CHROME AMBER CLEAR LENS  |
|---------------|--|--|
| LEDs          | 9  | <ul style="list-style-type: none"> <li>Patented Lightning Lens Optics</li> <li>US Patent No. 8,009,364 &amp; 8,717,679 B2</li> </ul> |
| Voltage       | 12.8VDC  | <ul style="list-style-type: none"> <li>Maxx-Shield Coating</li> </ul>  |
| Amp Draw      | 100ma  | <ul style="list-style-type: none"> <li>Polycarbonate Lens &amp; Housing</li> </ul>   |
| Dimensions    | 4.4" W X 2.1" H X 1.4" D                         | <ul style="list-style-type: none"> <li>Low LED Amp Draw</li> </ul>   |
| Legal Heading | E2 P2 P3   | <ul style="list-style-type: none"> <li>Stainless Steel Bolts &amp; Nuts</li> </ul>   |
| DOT/SAE       | J914, J592e                                      | <ul style="list-style-type: none"> <li>5 Year Warranty</li> </ul>  |
| Connector     | Three 11" Leads 18AWG                            |  |
| Mounting      | Two Hole Stainless Steel<br>Stud Mount with Nuts |  |

\* PETERBILT IS A REGISTERED TRADEMARK OF PACCAR



## OVAL CHROME 9 LED CLEAR LENS CLEARANCE SIDE MARKER



## LIGHTNING OVAL CHROME AMBER SIDE TURN/SIDE MARKER PETERBILT® REPLACEMENT



The new 9 LED series of 6.50" wide surface mount clear lens clearance marker lights are available in both standard white or chrome fascia versions. Red or Amber LEDs. Two hole surface mount with mounting screws included.

| PART NUMBER                             |
|---|
| M20344CH-YCL CHROME AMBER<br>CLEAR LENS |
| M20344CH-RCL CHROME RED CLEAR LENS      |
| M20344CH-Y CHROME AMBER LENS            |

|               |  |
|---------------|--|
| LEDs          | 9  |
| Dimensions    | 6.4" W X 2.1" H X 0.8 D                      |
| DOT/SAE       | J592e, J2042 Red<br>J914, J592e, J2042 Amber |
| Voltage       | 12.8VDC                                      |
| Amp Draw      | 20ma Red, 120ma Amber                        |
| Legal Heading | P2, P3 Red<br>E2, P2, P3 Amber               |
| Mounting      | 2 Hole Surface                               |
| Hole Cut Out  | 1 3/8" hole required for connector           |

- Patented Lightning Optics
- US Patent No. 8,009,364
- US Patent No. 8,717,679 B2
- Sealed Moisture Proof Electronics
- Solid state Circuit Board
- Polycarbonate Lens & Chrome Plated ABS Housing
- 2 Mounting Screws Included
- Hidden Mounting Screws
- 2 .180 Bullets
- 5 Year Warranty

## 3/4" MINI P2 CLEARANCE MARKER



LightningS



|             |           |                       |
|-------------|-----------|-----------------------|
| PART NUMBER | M09320R   | RED                   |
|             | M09320RCL | RED CLEAR LENS        |
|             | M09320Y   | AMBER                 |
|             | M09320YCL | AMBER CLEAR LENS      |
|             | M50112    | STAINLESS STEEL BEZEL |

|               |                     |
|---------------|---------------------|
| LED           | 1                   |
| Diameter      | 3/4"                |
| DOT/SAE       | J592e               |
| Voltage       | 12.8VDC             |
| Amp Draw      | 50ma                |
| Legal Heading | P2                  |
| Mounting      | Grommet—3/4" Cutout |
| Connector     | 2 Male .180 Bullets |

- 3/4" Mini P2 Round CM
- Space Saving Design
- Polycarbonate Lens/Housing
- LightningS Lens Optics
- US Patent Number 8,009,364
- US Patent No. 8,717,679 B2
- Grommet Included
- Sealed Moisture Proof Electronics
- Optional Stainless Steel Bezel
- 5 Year Warranty

## 1.60" MINI P2 CLEARANCE MARKER



LightningS



|             |           |                  |
|-------------|-----------|------------------|
| PART NUMBER | M09350R   | RED              |
|             | M09350RCL | RED CLEAR LENS   |
|             | M09350Y   | AMBER            |
|             | M09350YCL | AMBER CLEAR LENS |

|               |                             |
|---------------|-----------------------------|
| LED           | 1                           |
| Dimensions    | 1.6" X 0.8" X 0.4"          |
| DOT/SAE       | J592e                       |
| Voltage       | 12.8VDC                     |
| Amp Draw      | 40ma                        |
| Legal Heading | P2                          |
| Mounting      | Surface 1/2" Hole for Wires |
| Connector     | 2 Male .180 Bullets         |

- 1.6 Mini P2 Rectangular CM
- Space Saving Design
- Polycarbonate Lens/Housing
- LightningS Lens Optics
- US Patent Number 8,009,364
- US Patent No. 8,717,679 B2
- Self Adhesive Double Stick Mounting Tape
- Sealed Moisture Corrosion Proof Electronics
- 5 Year Warranty

## 1.60" MINI P2 PC COMBINATION CLEARANCE MARKER RETAIL PACK



LightningS



| PART NUMBER |                             |
|-------------|-----------------------------|
| M09360BCL   | BLUE CLEAR LENS AUXILIARY*  |
| M09360G     | GREEN CLEAR LENS AUXILIARY* |
| M09360R     | RED                         |
| M09360RCL   | RED CLEAR LENS              |
| M09360WCL   | WHITE AUXILIARY *           |
| M09360Y     | AMBER                       |
| M09360YCL   | AMBER CLEAR LENS            |

|               |                               |
|---------------|-------------------------------|
| LEDs          | 3                             |
| Dimensions    | 1.60" X 0.8" X 0.6"           |
| DOT/SAE       | J592e                         |
| Voltage       | 12.8VDC                       |
| Amp Draw      | 50ma, 20ma Anx (BCL, G, WCL)  |
| Legal Heading | P2PC                          |
|               | * Green, Blue, White Aux Only |
| Mounting      | Surface 1/2" Hole for Wires   |
| Connector     | 2 Male .180 Bullets           |

- 1.60" Mini P2 PC Rectangular CM
- Space Saving Design
- Polycarbonate Lens/Housing
- LightningS Lens Optics
- US Patent Number 8,009,364
- US Patent No. 8,717,679 B2
- Self Adhesive Double Stick Mounting Tape
- Sealed Moisture Corrosion Proof Electronics
- 5 Year Warranty

## 1.25" LOW PROFILE GROMMET/ SURFACE MOUNT STT/ CM P2 & P2PC CLEARANCE MARKERS



Lightning



| PART NUMBER |                               |
|-------------|-------------------------------|
| M09410RAS-X | RED STT/CM P2 BULK ONLY       |
| M09410R     | RED                           |
| M09410Y     | AMBER                         |
| M09410WCL   | WHITE *FOR AUXILIARY USE ONLY |

|               |  |
|---------------|--|
| LEDs          | 6                                      |
| Voltage       | 12.8VDC                                |
| Amp Draw      | 80ma Red/Amber 20ma White              |
| Diameter      | 1-1/4"                                 |
| Legal Heading | P2PC                                   |
| DOT/SAE       | J592e                                  |
| Connector     | 2 Male .180 Bullet Connectors 7" Leads |
| Mounting      | Grommet 3/4" Hole or Tape Foam Gasket  |

- Color Retail Packing
- Ultra Thin Low Profile Design
- Patented Lightning Lens Optics
- US Patent No. 8,009,364
- US Patent No. 8,717,679 B2
- Polycarbonate Lens & Housing
- Low LED Amp Draw
- 5 Year Warranty

## 3/4" MINI P2PC COMBINATION CLEARANCE MARKERS



| PART NUMBER |                       |
|-------------|-----------------------|
| M09300BCL   | BLUE CLEAR LENS AUX*  |
| M09300G     | GREEN AUX*            |
| M09300R     | RED                   |
| M09300RCL   | RED CLEAR LENS        |
| M09300R-3   | RED 3 LIGHT ID SYSTEM |
| M09300WCL   | WHITE AUX*            |
| M09300Y     | AMBER                 |
| M09300YCL   | AMBER CLEAR LENS      |
| M50112      | STAINLESS STEEL BEZEL |
| M50125      | WIDE CHANNEL GROMMET  |

|               |                                     |
|---------------|-------------------------------------|
| LEDs          | 3                                   |
| Diameter      | 3/4"                                |
| DOT/SAE       | J592e                               |
| Voltage       | 12.8VDC                             |
| Amp Draw      | 50ma, 20ma (BCL, G, WCL), 150ma R-3 |
| Legal Heading | P2PC                                |
| Mounting      | Grommet - 3/4" Hole Cutout          |
| Connector     | 2 Male .180 Bullets                 |

- 3/4" Mini P2PC Combination CM
- Space Saving Design
- Polycarbonate Lens/Housing
- Meets P2PC Requirements for 45° Mounting
- Grommet Included
- Sealed Moisture Proof Electronics
- Optional Stainless Steel Bezel
- 5 Year Warranty

\* BLUE, GREEN & WHITE FOR AUXILIARY USE ONLY

## 1-1/4" MINI P2PC COMBINATION CLEARANCE MARKERS



Lightning



| PART NUMBER |                       |
|-------------|-----------------------|
| M09400BCL   | BLUE CLEAR LENS AUX*  |
| M09400G     | GREEN AUX*            |
| M09400R     | RED                   |
| M09400RCL   | RED CLEAR LENS        |
| M09400WCL   | WHITE AUX*            |
| M09400Y     | AMBER                 |
| M09400YCL   | AMBER CLEAR LENS      |
| M50118      | STAINLESS STEEL BEZEL |
| M50132      | BLACK GROMMET         |

|               |                              |
|---------------|------------------------------|
| LEDs          | 6                            |
| Diameter      | 1-1/4"                       |
| DOT/SAE       | J592e                        |
| Voltage       | 12.8VDC                      |
| Amp Draw      | 40ma B, G, W 100ma R, Y      |
| Legal Heading | P2PC                         |
| Mounting      | Grommet - 1-3/8" Hole Cutout |
| Connector     | 2 Male .180 Bullets          |

- 1-1/4" Mini P2PC Combination CM
- Space Saving Design
- Patented Lightning Lens Optics
- US Patent No. 8,009,364
- US Patent No. 8,717,679 B2
- Polycarbonate Lens/Housing
- Meets P2PC Requirements for 45° Mounting
- Grommet Included
- Sealed Moisture Corrosion Proof Electronics
- Optional Stainless Steel Bezel
- 5 Year Warranty

\* BLUE, GREEN & WHITE FOR AUXILIARY USE ONLY



## 2" ROUND CLEARANCE MARKER—SOLD IN BULK PACK ONLY



| PART NUMBER | M09250R-X<br>M09250Y-X<br>M09250RCL-X<br>M09250YCL-X | RED BULK PACK<br>AMBER BULK PACK<br>RED CLEAR LENS<br>AMBER CLEAR LENS |
|-------------|--|--|
|-------------|--|--|

|               |                            |
|---------------|----------------------------|
| LEDs          | 5                          |
| Dimensions    | 2.0" Diameter X 0.8" Depth |
| DOT/SAE       | J592e                      |
| Voltage       | 12.8VDC                    |
| Amp Draw      | 40ma                       |
| Legal Heading | P2                         |
| Mounting      | Grommet                    |
| Connector     | PL-2                       |

- 2" Round Clearance Marker
- [US Patent No.7.273.306 B2](#)
- Sealed Moisture Proof Electronics
- Polycarbonate Lens & Housing
- Plated Brass Connector
- 5 Year Warranty

## 2" ROUND CLEARANCE MARKER



*Vantage*



| PART NUMBER | M34260R<br>M34260Y<br>M34260RCL<br>M34260YCL | RED<br>AMBER<br>RED CLEAR LENS<br>AMBER CLEAR LENS |
|-------------|--|--|
|-------------|--|--|

|               |                            |
|---------------|----------------------------|
| LEDs          | 6                          |
| Dimensions    | 2.0" Diameter X 0.8" Depth |
| DOT/SAE       | J592e                      |
| Voltage       | 12.8VDC                    |
| Amp Draw      | 40ma                       |
| Legal Heading | P2                         |
| Mounting      | Grommet                    |
| Connector     | PL-2                       |

- 2" Round Clearance Marker
- Sealed Moisture Proof Electronics
- Polycarbonate Lens & Housing
- Plated Brass Connector
- 5 Year Warranty

## 2" ROUND CLEARANCE MARKER



| PART NUMBER | M09100R<br>M09100Y<br>M09100RCL<br>M09100YCL | RED<br>AMBER<br>RED CLEAR LENS<br>AMBER CLEAR LENS |
|-------------|--|--|
|-------------|--|--|

|               |                            |
|---------------|----------------------------|
| LEDs          | 9                          |
| Dimensions    | 2.0" Diameter X 0.7" Depth |
| DOT/SAE       | J592e                      |
| Voltage       | 12.8VDC                    |
| Amp Draw      | 60ma                       |
| Legal Heading | P2                         |
| Mounting      | Grommet                    |
| Connector     | PL-2                       |

- 2" Round Clearance Marker
- Sealed Moisture Proof Electronics
- Polycarbonate Lens & Housing
- Plated Brass Connector

## 2-1/2" ROUND REFLECTOR CLEARANCE MARKER



| PART NUMBER | M11256R<br>M11256Y | RED<br>AMBER |
|-------------|--------------------|--------------|
|-------------|--------------------|--------------|

|               |                            |
|---------------|----------------------------|
| LED           | 1                          |
| Dimensions    | 2.5" Diameter X 0.8" Depth |
| DOT/SAE       | J592e, J594f               |
| Voltage       | 12.8VDC                    |
| Amp Draw      | 60ma                       |
| Legal Heading | AP2                        |
| Mounting      | Grommet                    |
| Connector     | PL-2                       |

- 2-1/2" Round Reflector CM
- Reflectorized Lens
- Sealed Moisture Corrosion Proof Electronics
- Plated Brass Connector

## 2-1/2" ROUND CLEARANCE MARKER



| PART NUMBER | M11300R<br>M11300Y<br>M11300RCL<br>M11300YCL | RED<br>AMBER<br>RED CLEAR LENS<br>AMBER CLEAR LENS |
|-------------|--|--|
|-------------|--|--|

|               |                            |
|---------------|----------------------------|
| LEDs          | 13                         |
| Dimensions    | 2.5" Diameter X 0.7" Depth |
| DOT/SAE       | J592e                      |
| Voltage       | 12.8VDC                    |
| Amp Draw      | 100ma Red, 55ma Amber      |
| Legal Heading | P2                         |
| Mounting      | Grommet                    |
| Connector     | PL-2                       |

- 2-1/2" Round Clearance Marker
- Sealed Moisture Corrosion Proof Electronics
- Polycarbonate Lens & Housing
- Plated Brass Connector

## 2-1/2" ROUND CLEARANCE MARKER — AVAILABLE IN BULK PACK ONLY



| PART NUMBER | M11350R-X<br>M11350Y-X<br>M11350RCL-X | RED<br>AMBER<br>RED CLEAR LENS |
|-------------|---------------------------------------|--------------------------------|
|-------------|---------------------------------------|--------------------------------|

|               |                            |
|---------------|----------------------------|
| LEDs          | 7                          |
| Dimensions    | 2.5" Diameter X 0.8" Depth |
| DOT/SAE       | J592e                      |
| Voltage       | 12.8VDC                    |
| Amp Draw      | 40ma                       |
| Legal Heading | P2                         |
| Mounting      | Grommet                    |
| Connector     | PL-2                       |

- 2-1/2" Round Clearance Marker
- [US Patent No. 7,273,306 B2](#)
- Sealed Moisture Corrosion Proof Electronics
- Polycarbonate Lens & Housing
- Plated Brass Connector
- 5 Year Warranty

## 2-1/2" ROUND CLEARANCE MARKER/ABS



M16280ABS

| PART NUMBER | M16280R<br>M16280Y<br>M16280ABS<br>M16280RCL<br>M16280YCL | RED<br>AMBER<br>AMBER ABS<br>RED CLEAR LENS<br>AMBER CLEAR LENS |
|-------------|---|---|
|-------------|---|---|

|               |                            |
|---------------|----------------------------|
| LEDs          | 8                          |
| Dimensions    | 2.5" Diameter X 0.8" Depth |
| DOT/SAE       | J592e                      |
| Voltage       | 12.8VDC                    |
| Amp Draw      | 40ma                       |
| Legal Heading | P2                         |
| Mounting      | Grommet                    |
| Connector     | PL-2                       |

- 2-1/2" Round Amber ABS
- 2-1/2" Round Clearance Marker
- Sealed Moisture Corrosion Proof Electronics
- Polycarbonate Lens & Housing
- Plated Brass Connector
- 5 Year Warranty

## 2-1/2" ROUND COMBINATION P2PC CLEARANCE MARKER — BULK PACK ONLY



| PART NUMBER | M11260R-X<br>M11260Y-X | RED<br>AMBER |
|-------------|------------------------|--------------|
|-------------|------------------------|--------------|

|               |                            |
|---------------|----------------------------|
| LEDs          | 7                          |
| Dimensions    | 2.5" Diameter X 0.9" Depth |
| DOT/SAE       | J592e                      |
| Voltage       | 12.8VDC                    |
| Amp Draw      | 100ma                      |
| Legal Heading | P2PC                       |
| Mounting      | Grommet                    |
| Connector     | PL-2                       |

- 2-1/2" Round P2PC Clearance Marker
- Sealed Moisture Corrosion Proof Electronics
- Polycarbonate Lens & Housing
- Plated Brass Connector



## 2" VANTAGE BEEHIVE CLEARANCE MARKER



Vantage



| PART NUMBER | M34600R<br>M34600Y<br>M34600RCL<br>M34600YCL | RED<br>AMBER<br>RED CLEAR LENS<br>AMBER CLEAR LENS |
|-------------|--|--|
|-------------|--|--|

|               |                            |                                |
|---------------|----------------------------|--------------------------------|
| LEDs          | 6                          | • 2" Beehive Clearance Marker  |
| Dimensions    | 2.0" Diameter X 1.8" Depth | • Circular LED Pattern         |
| DOT/SAE       | J592e                      | • Polycarbonate Lens & Housing |
| Voltage       | 12.8VDC                    | • Plated Brass Connector       |
| Amp Draw      | 40ma                       | • 5 Year Warranty              |
| Legal Heading | P2                         |                                |
| Mounting      | Grommet                    |                                |
| Connector     | PL-2                       |                                |

## 2-1/2" VANTAGE BEEHIVE CLEARANCE MARKER



Vantage



| PART NUMBER | M16800R<br>M16800Y<br>M16800YCL | RED<br>AMBER<br>AMBER CLEAR LENS |
|-------------|---------------------------------|----------------------------------|
|-------------|---------------------------------|----------------------------------|

|               |                            |                                   |
|---------------|----------------------------|-----------------------------------|
| LEDs          | 8                          | • 2-1/2" Beehive Clearance Marker |
| Dimensions    | 2.5" Diameter X 2.4" Depth | • Circular LED Pattern            |
| DOT/SAE       | J592e                      | • Polycarbonate Lens & Housing    |
| Voltage       | 12.8VDC                    | • Plated Brass Connector          |
| Amp Draw      | 40ma                       | • 5 Year Warranty                 |
| Legal Heading | P2                         |                                   |
| Mounting      | Grommet                    |                                   |
| Connector     | PL-2                       |                                   |

## 2" BEEHIVE CLEARANCE MARKER



Vantage



| PART NUMBER | M09105R<br>M09105Y | RED<br>AMBER |
|-------------|--------------------|--------------|
|-------------|--------------------|--------------|

|               |                            |   |
|---------------|----------------------------|---|
| LEDs          | 9                          | • 2" Beehive Clearance Marker                 |
| Dimensions    | 2.0" Diameter X 1.8" Depth | • Circular LED Pattern                        |
| DOT/SAE       | J592e                      | • Sealed Moisture Corrosion Proof Electronics |
| Voltage       | 12.8VDC                    | • Polycarbonate Lens & Housing                |
| Amp Draw      | 60ma                       | • Plated Brass Connector                      |
| Legal Heading | P2                         |   |
| Mounting      | Grommet                    |   |
| Connector     | PL-2                       |   |

## 2-1/2" BEEHIVE CLEARANCE MARKER



Vantage



| PART NUMBER | M11201R<br>M11201Y | RED<br>AMBER |
|-------------|--------------------|--------------|
|-------------|--------------------|--------------|

|               |                            |                                   |
|---------------|----------------------------|-----------------------------------|
| LEDs          | 13                         | • 2-1/2" Beehive Clearance Marker |
| Dimensions    | 2.5" Diameter X 2.4" Depth | • Circular LED Pattern            |
| DOT/SAE       | J592e                      | • Polycarbonate Lens & Housing    |
| Voltage       | 12.8VDC                    | • Plated Brass Connector          |
| Amp Draw      | 30ma                       |                                   |
| Legal Heading | P2                         |                                   |
| Mounting      | Grommet                    |                                   |
| Connector     | PL-2                       |                                   |

## CHROME CAB MARKER



| PART NUMBER   | M27011Y<br>M27011YCL      | AMBER<br>AMBER CLEAR LENS      |
|---------------|---------------------------|--------------------------------|
| LEDs          | 8                         | • Chrome Cab Marker            |
| Dimensions    | 10.7" L X 3.9" W X 2.7" H | • US Patent No. D527837        |
| DOT/SAE       | J592e                     | • Chrome Plastic Housing       |
| Voltage       | 12.8VDC                   | • Standard 2 Hole Mount        |
| Amp Draw      | 80ma                      | • Polycarbonate Lens & Housing |
| Legal Heading | P2                        | • 5 Year Warranty              |
| Mounting      | 2 Hole Surface            |                                |
| Connector     | 2 Wire Leads              |                                |

## 4" COMBINATION CLEARANCE MARKER



| PART NUMBER   | M23015R<br>M23015Y<br>M23015RCL<br>M23015YCL | RED<br>AMBER<br>RED CLEAR LENS<br>AMBER CLEAR LENS |
|---------------|--|--|
| LEDs          | 14   | • 4" Combination Clearance Marker                  |
| Dimensions    | 4.0" W X 2.0" H X 1.0" D                     | • Meets P2PC Requirements                          |
| DOT/SAE       | J592e  | • Polycarbonate Lens & Housing                     |
| Voltage       | 12.8VDC                                      | • Plated Brass Connector                           |
| Amp Draw      | 110ma  | • 5 Year Warranty                                  |
| Legal Heading | P2PC   |  |
| Mounting      | Surface                                      |  |
| Connector     | Bullet & Ring                                |  |

## 6" CLEARANCE MARKER



| PART NUMBER   | M20332R<br>M20332Y<br>M20332RCL<br>M20332YCL | RED<br>AMBER<br>RED CLEAR LENS<br>AMBER CLEAR LENS |
|---------------|--|--|
| LEDs          | 12   | • 6" Clearance Marker                              |
| Dimensions    | 6.2" W X 1.8" H X 1.0" D                     | • Stainless Steel Bezel                            |
| DOT/SAE       | J592e, J2042                                 | • Polycarbonate Lens & Housing                     |
| Voltage       | 12.8VDC                                      | • Solid State Circuit Board                        |
| Amp Draw      | 60ma   | • 10 Year Warranty                                 |
| Legal Heading | P2   |  |
| Mounting      | Surface                                      |  |
| Connector     | Bullet & Ring                                |  |

## 6" CLEARANCE MARKER



| PART NUMBER    | M30332R<br>M30332Y              | RED<br>AMBER                        |
|----------------|---------------------------------|-------------------------------------|
| LEDs           | 12 Red, 12 Amber                | • Stainless Steel Bezel             |
| Dimensions     | 6.2" W X 1.8" H X 0.8" D        | • Sealed Moisture Proof Electronics |
| DOT/SAE        | J592e, J2042                    | • Solid state Circuit Board         |
| Voltage        | 12.8VDC                         | • Polycarbonate Lens & Housing      |
| Amp Draw       | 160ma Red, 60ma Amber           | • 2 Mounting Screws Included        |
| Legal Heading  | P2P3                            | • 5 Year Warranty                   |
| Connector      | Ring & Bullet Connector         |                                     |
| Mounting       | 2 Hole Surface 5/32" Dia. Holes |                                     |
| Mounting Holes | 3-15/16" Center to Center       |                                     |

## MINI STAINLESS STEEL CLEARANCE MARKER



| PART NUMBER   | M36180R<br>M36180Y<br>M36180RCL<br>M36180YCL | RED<br>AMBER<br>RED CLEAR LENS<br>AMBER CLEAR LENS |
|---------------|--|--|
| LEDs          | 7  | • Mini Stainless Clearance Marker                  |
| Dimensions    | 3.0" W X 2.0" H X 0.9" D                     | • US Patent No. D514008                            |
| DOT/SAE       | J592e  | • Snap-On Stainless Steel Bezel                    |
| Voltage       | 12.8VDC                                      | • Ideal for Cab & Sleepers Panels                  |
| Amp Draw      | 40ma   | • Polycarbonate Lens & Housing                     |
| Legal Heading | P2   | • Solid State Circuit Board                        |
| Mounting      | Surface                                      | • 10 Year Warranty                                 |
| Connector     | PL-2   |  |

## STAINLESS STEEL "PETE" CLEARANCE MARKER



|             |           |                  |
|-------------|-----------|------------------|
| PART NUMBER | M27005R   | RED              |
|             | M27005Y   | AMBER            |
|             | M27005RCL | RED CLEAR LENS   |
|             | M27005YCL | AMBER CLEAR LENS |

|               |                          |
|---------------|--------------------------|
| LEDs          | 15                       |
| Dimensions    | 5.8" W X 2.2" H X 0.9" D |
| DOT/SAE       | J592e                    |
| Voltage       | 12.8VDC                  |
| Amp Draw      | 60ma                     |
| Legal Heading | P2                       |
| Mounting      | 2 Hole Surface           |
| Connector     | PL-2                     |

- "Pete" Clearance Marker
- [US Patent No. D527837](#)
- Snap On Stainless Steel Bezel
- Ideal for Cab & Sleeper Panels
- Polycarbonate Lens & Housing

## STAINLESS STEEL OVAL CLEARANCE MARKER



|             |           |                  |
|-------------|-----------|------------------|
| PART NUMBER | M72270R   | RED              |
|             | M72270Y   | AMBER            |
|             | M72270RCL | RED CLEAR LENS   |
|             | M72270YCL | AMBER CLEAR LENS |

|               |                          |
|---------------|--------------------------|
| LEDs          | 13                       |
| Dimensions    | 6.5" W X 2.0" H X 0.9" D |
| DOT/SAE       | J592e                    |
| Voltage       | 12.8VDC                  |
| Amp Draw      | 60ma                     |
| Legal Heading | P2                       |
| Mounting      | 2 Hole Surface           |
| Connector     | PL-2                     |

- Stainless Oval Clearance Marker
- [US Patent No. D514008](#)
- Snap On Stainless Steel Bezel
- Ideal for Cab & Sleeper Panels
- Polycarbonate Lens & Housing

## 5" CLEARANCE MARKER



|             |         |       |
|-------------|---------|-------|
| PART NUMBER | M27340R | RED   |
|             | M27340Y | AMBER |

|               |                     |
|---------------|---------------------|
| LEDs          | 12                  |
| Dimensions    | 5.2" W X 2.1" H     |
| DOT/SAE       | J592e               |
| Voltage       | 12.8VDC             |
| Amp Draw      | 80ma Red 60ma Amber |
| Legal Heading | P2                  |
| Mounting      | 2 Hole Surface      |
| Connector     | Bullet & Ring       |

- 5" Bus Clearance Marker
- 2 Hole Surface Mount
- Moisture Proof Sealed Electronics
- Polycarbonate Lens & Housing

## TRIANGLE COMBINATION CAB MARKER



|             |         |       |
|-------------|---------|-------|
| PART NUMBER | M20311R | RED   |
|             | M20311Y | AMBER |

|               |                          |
|---------------|--------------------------|
| LEDs          | 15                       |
| Dimensions    | 3.3" W X 2.6" H X 1.7" D |
| DOT/SAE       | J592e                    |
| Voltage       | 12.8VDC                  |
| Amp Draw      | 80ma                     |
| Legal Heading | P2PC                     |
| Mounting      | 2 Hole Surface           |
| Connector     | Bullet & Ring            |

- Triangle Combination Cab Marker
- 2 Hole Surface Mount
- Moisture Proof Sealed Electronics
- Polycarbonate Lens & Housing

## 2X6 COMBINATION P2PC CLEARANCE MARKER




| PART NUMBER   | M20395R<br>M20395Y    | RED<br>AMBER   |
|---------------|-----------------------|--|
| LEDs          | 18                    | <ul style="list-style-type: none"> <li>• 2X6 Combination P2PC Clearance Marker</li> <li>• <b>US Patent No. 7,273,306 B2</b></li> <li>• Meets P2PC Requirements</li> <li>• Plated Brass Connectors</li> <li>• Polycarbonate Lens &amp; Housing</li> </ul> |
| Dimensions    | 5.9"W X 2.0"H X 1.8"D |  |
| DOT/SAE       | J592e                 |  |
| Voltage       | 12.8VDC               |  |
| Amp Draw      | 80ma                  |  |
| Legal Heading | P2PC                  |  |
| Mounting      | 2 Hole Surface        |  |
| Connector     | PL-2                  |  |

## 2X6 REFLECTORIZED COMBINATION P2PC CLEARANCE MARKER



| PART NUMBER   | M20391R<br>M20391Y    | RED<br>AMBER   |
|---------------|-----------------------|--|
| LEDs          | 7                     | <ul style="list-style-type: none"> <li>• 2X6 ReflectORIZED Combination P2PC Clearance Marker</li> <li>• <b>US Patent No. 7,273,306 B2</b></li> <li>• Meets P2PC Requirements</li> <li>• Modern Reflector Lens Design</li> <li>• Plated Brass Connectors</li> <li>• Polycarbonate Housing/Acrylic Lens</li> </ul> |
| Dimensions    | 5.9"W X 2.0"H X 1.8"D |  |
| DOT/SAE       | J592e, J594f          |  |
| Voltage       | 12.8VDC               |  |
| Amp Draw      | 40ma                  |  |
| Legal Heading | AP2PC                 |  |
| Mounting      | 2 Hole Surface        |  |
| Connector     | PL-2                  |  |

## 2X6 REFLECTORIZED AUXILIARY TURN/CLEARANCE MARKER



| PART NUMBER   | M20330R<br>M20330Y    | RED<br>AMBER   |
|---------------|-----------------------|--|
| LEDs          | 8                     | <ul style="list-style-type: none"> <li>• 2X6 ReflectORIZED Clearance Marker</li> <li>• Auxiliary Turn</li> <li>• Modern Reflector Lens Design</li> <li>• High Impact Acrylic Lens &amp; Housing</li> </ul> |
| Dimensions    | 5.9"W X 2.1"H X 1.6"D |  |
| DOT/SAE       | J592e, J594f          |  |
| Voltage       | 12.8VDC               |  |
| Amp Draw      | 20ma                  |  |
| Legal Heading | AP2                   |  |
| Mounting      | 2 Hole Surface        |  |
| Connector     | 3 Bullets             |  |

## FLUSH MOUNT CAB LIGHT



| PART NUMBER   | M20361R<br>M20361Y<br>M20361RCL<br>M20361YCL | RED<br>AMBER<br>RED CLEAR LENS<br>AMBER CLEAR LENS  |
|---------------|--|---|
| LEDs          | 6  | <ul style="list-style-type: none"> <li>• Flush Mount Cab Marker</li> <li>• Designed for Flush Mounting</li> <li>• High Impact Acrylic Lens &amp; Housing</li> <li>• Gasket &amp; Connector Included</li> <li>• For Freightliner &amp; Volvo*</li> </ul> |
| Dimensions    | 4.6"W X 2.3"H X 0.7"D                        |   |
| DOT/SAE       | J592e  |   |
| Voltage       | 12.8VDC                                      |   |
| Amp Draw      | 90ma   |   |
| Legal Heading | P2   |   |
| Mounting      | 2 Hole Surface                               |   |
| Connector     | PL-2 Included                                |   |

\* FREIGHTLINER / VOLVO ARE REGISTERED TRADEMARKS



## RECTANGULAR CLEARANCE MARKER



| PART NUMBER   | M20321R<br>M20321Y       | RED<br>AMBER   |
|---------------|--------------------------|--|
| LEDs          | 6                        |  |
| Dimensions    | 3.8" W X 2.3" H X 0.9" D |  |
| DOT/SAE       | J592e                    |  |
| Voltage       | 12.8VDC                  |  |
| Amp Draw      | 40ma                     |  |
| Legal Heading | P2                       |  |
| Mounting      | 2 Hole Surface           |  |
| Connector     | 2 Wire Leads             |  |
|               |                          | <ul style="list-style-type: none"> <li>Rectangular Clearance Marker</li> <li>Designed for Surface Mounting</li> <li>High Impact Acrylic Lens &amp; Housing</li> <li>Mounting Gasket Included</li> <li>Completely Sealed</li> </ul> |

## 4" RECTANGULAR CLEARANCE MARKERS



| PART NUMBER   | M20340R<br>M20340Y       | RED<br>AMBER   |
|---------------|--------------------------|--|
| LEDs          | 7                        |  |
| Dimensions    | 4.0" W X 0.8" H X 1.3" D |  |
| DOT/SAE       | J592e                    |  |
| Voltage       | 12.8VDC                  |  |
| Amp Draw      | 40ma                     |  |
| Legal Heading | P2                       |  |
| Mounting      | 2 Hole Surface           |  |
| Connector     | Bullet & Ring            |  |
|               |                          | <ul style="list-style-type: none"> <li>Thin-Line Design Fits Rails</li> <li>Standard 3" Mounting Holes</li> <li>Polycarbonate Lens &amp; Housing</li> <li>Completely Sealed</li> </ul> |

| PART NUMBER | LEDs                         | 7                          |
|-------------|------------------------------|----------------------------|
| M20341R     | RED                          | Dimensions                 |
| M20341Y     | AMBER                        | 4.0" W X 0.6" H X 0.7" D   |
| M20341RCL   | RED CLEAR LENS               | DOT/SAE                    |
| M20341YCL   | AMBER CLEAR LENS             | J592e                      |
| M20342R-X   | RED TWIN BULLET CONNECTORS   | Voltage                    |
| M20342Y-X   | AMBER TWIN BULLET CONNECTORS | 12.8VDC                    |
|             |                              | Amp Draw                   |
|             |                              | 100ma                      |
|             |                              | Legal Heading              |
|             |                              | P2PC                       |
|             |                              | Mounting                   |
|             |                              | 19/32" Hole Required       |
|             |                              | Connector                  |
|             |                              | 6" Lead with Bullet & Ring |

## 2-1/2" RECTANGULAR CLEARANCE MARKER



| PART NUMBER   | M20320R<br>M20320Y<br>M20320RCL<br>M20320YCL | RED<br>AMBER<br>RED CLEAR LENS<br>AMBER CLEAR LENS  |
|---------------|--|---|
| LEDs          | 8  |   |
| Dimensions    | 2.5" W X 1.3" H X 1.0" D                     |   |
| DOT/SAE       | J592e  |   |
| Voltage       | 12.8VDC                                      |   |
| Amp Draw      | 40ma   |   |
| Legal Heading | P2   |   |
| Mounting      | Base   |   |
|               |  | <ul style="list-style-type: none"> <li>2-1/2" Rectangular Clearance Marker</li> <li>Plugs into Existing Mounting Base</li> <li>Polycarbonate Lens &amp; Housing</li> <li>Sealed Moisture Proof Electronics</li> </ul> |

| MOUNTING ACCESSORIES |                           |
|----------------------|---------------------------|
| M20325               | CHROME BASE W/SINGLE LEAD |
| M20326               | BLACK BASE W/SINGLE LEAD  |
| M20327               | BLACK BASE W/TWIN LEADS   |
| M20328               | CHROME BASE W/TWIN LEADS  |

## 4" RECTANGULAR CLEARANCE MARKER



| PART NUMBER   | M20350R<br>M20350Y<br>M20350RY<br>M20350RCL<br>M20350YCL | RED<br>AMBER<br>DUAL RED/AMBER<br>RED CLEAR LENS<br>AMBER CLEAR LENS  |
|---------------|--|---|
| LEDs          | 12   |   |
| Dimensions    | 3.8" W X 1.2" H X 0.9" D                                 |   |
| DOT/SAE       | J592e  |   |
| Voltage       | 12.8VDC  |   |
| Amp Draw      | 50ma Red, RY/40ma Amber                                  |   |
| Legal Heading | P2   |   |
| Mounting      | Base   |   |
|               |  | <ul style="list-style-type: none"> <li>4" Rectangular Clearance Marker</li> <li>Plugs into Existing Mounting Base</li> <li>Polycarbonate Lens &amp; Housing</li> <li>Completely Sealed Electronics</li> </ul> |

| MOUNTING ACCESSORIES |                           |
|----------------------|---------------------------|
| M20355               | CHROME BASE W/SINGLE LEAD |
| M20356               | BLACK BASE W/SINGLE LEAD  |
| M20357               | BLACK BASE W/TWIN LEADS   |
| M20358               | CHROME BASE W/TWIN LEADS  |



## LIGHTING ID CODES:

|              |   |
|--------------|---|
| <b>A</b>     | Reflex reflector  |
| <b>A2</b>    | Reflex reflector for use on vehicles 2032mm or more in overall width  |
| <b>A3</b>    | Reflex reflector for conspicuity treatments (CT), for use on vehicles 2032 mm or more in overall width  |
| <b>A4</b>    | Reflex reflector for CT (vehicles > 2032mm in width) - 50mm wide [truck/trailer]  |
| <b>A5</b>    | Reflex reflector for CT (vehicles > 2032mm in width) - 75mm wide [truck/trailer]  |
| <b>A6</b>    | Reflex reflector for CT (vehicles > 2032mm in width) - 100mm wide [truck/trailer]   |
| <b>A7</b>    | Reflex reflector for CT (vehicles > 2032mm in width) - 25mm wide [truck/trailer]  |
| <b>C</b>     | Motorcycle auxiliary front lamp   |
| <b>D</b>     | Motorcycle and moto-driven cycle turn signal lamp   |
| <b>DL</b>    | Distributed lighting system (headlamp)  |
| <b>DRL</b>   | Daytime running lamp not optically combined with a headlamp low or high beam  |
| <b>E</b>     | Side turn signal lamp - vehicles 12m or more in length  |
| <b>E2</b>    | Side turn signal lamp - vehicles less than 12m in length  |
| <b>E3</b>    | Rear facing side turn signal lamp   |
| <b>E4</b>    | Side facing side turn signal lamp   |
| <b>E5</b>    | Side direction indicator lamp   |
| <b>EVS1</b>  | Siren - interior location   |
| <b>EVS2</b>  | Siren -exterior location  |
| <b>EVS3</b>  | Siren -under hood location  |
| <b>F</b>     | Front fog lamp  |
| <b>F2</b>    | Fog tail lamps  |
| <b>F3</b>    | Harmonized front fog lamp   |
| <b>G</b>     | Truck cargo lamp  |
| <b>H</b>     | Sealed beam headlamp  |
| <b>HC</b>    | Headlamp center   |
| <b>HG</b>    | Discharge forward lighting (headlamp)   |
| <b>HH</b>    | Sealed beam headlamp housing  |
| <b>HR</b>    | Replaceable bulb headlamp   |
| <b>HL</b>    | Light Emitting Diode (LED) headlamp   |
| <b>I</b>     | Turn signal lamp spaced greater than 100mm from headlamp  |
| <b>I3</b>    | Turn signal lamp spaced from 75mm to less than 100mm from headlamp  |
| <b>I4</b>    | Turn signal lamp spaced from 60mm to less than 75mm from headlamp   |
| <b>I5</b>    | Turn signal lamp spaced less than 60mm from headlamp  |
| <b>I6</b>    | Rear mounted turn signal lamp and front mounted turn signal lamps mounted 100mm or more from the headlamp, for use on vehicles 2032mm or more overall width |
| <b>I7</b>    | Front mounted turn signal lamp mounted less than 100mm from the headlamp, for use on vehicles 2032mm or more in overall width                               |
| <b>J1690</b> | Flasher   |
| <b>K</b>     | Front cornering lamp  |
| <b>K2</b>    | Rear cornering lamp   |
| <b>L</b>     | License plate lamp  |
| <b>M</b>     | Motorcycle and motor-driven cycle headlamp - motorcycle type  |

## LIGHTING ID CODES:

|              |   |
|--------------|---|
| <b>N</b>     | Motorcycle and motor-driven cycle headlamp - moto driven cycle type                                     |
| <b>O</b>     | Spot lamp   |
| <b>P</b>     | Parking lamp  |
| <b>P2</b>    | Sidemarkers lamp for use on vehicles 2032mm or less in overall width                                    |
| <b>P3</b>    | Clearance, sidemarkers and identification lamp for use on vehicles 2032mm or more in overall width      |
| <b>PC2</b>   | Combination clearance and sidemarkers lamp for use on vehicles 2032mm in width or more in overall width |
| <b>Q</b>     | Turn signal operating unit - Class A  |
| <b>QB</b>    | Turn signal operating unit - Class B  |
| <b>QC</b>    | Vehicular hazard warning signal operating unit  |
| <b>QD1</b>   | Turn signal operating unit for use vehicles 2032mm in width or more in overall width - Type 1           |
| <b>QD2</b>   | Turn signal operating unit for use vehicles 2032mm in width or more in overall width - Type 2           |
| <b>QE1</b>   | Hazard warning operating unit for use on vehicles 2032mm in width or more in overall width - Type 1     |
| <b>QE2</b>   | Hazard warning operating unit for use on vehicles 2032mm in width or more in overall width - Type 2     |
| <b>R</b>     | Reversing (back-up) lamp  |
| <b>S</b>     | Stop lamp   |
| <b>S2</b>    | Stop lamp for use on vehicles 2032mm or more in overall width   |
| <b>T</b>     | Tail lamp ( rear position lamp)   |
| <b>T2</b>    | Tail lamp ( rear position lamp) for use on vehicles 2032mm or more in overall width                     |
| <b>U</b>     | Supplemental high-mounted stop and turn signal lamp   |
| <b>U2</b>    | High-mounted stop lamp for use on vehicles 2032mm or more in overall width                              |
| <b>U3</b>    | Center high-mounted stop lamp for passenger cars, light trucks and MPV's                                |
| <b>W</b>     | Warning lamp for emergency, maintenance and service vehicles  |
| <b>W-1</b>   | Directional warning device - Class 1  |
| <b>W-2</b>   | Directional warning device - Class 2  |
| <b>W-3</b>   | Directional warning device - Class 3  |
| <b>W2</b>    | Warning lamp for school buses   |
| <b>W3-1</b>  | Optical warning device - Class 1  |
| <b>W3-2</b>  | Optical warning device - Class 2  |
| <b>W3-3</b>  | Optical warning device - Class 3  |
| <b>W4</b>    | Emergency warning device [triangular shape]   |
| <b>WS3-1</b> | Selective coverage warning device - Class 1S  |
| <b>WS3-2</b> | Selective coverage warning device - Class 2S  |
| <b>WS3-3</b> | Selective coverage warning device - Class 3S  |
| <b>W6</b>    | School bus stop arm lamp  |
| <b>X</b>     | Adaptive [forward] lighting system  |
| <b>Y</b>     | Auxiliary high beam lamp  |
| <b>Z</b>     | Auxiliary low beam lamp   |

## BLACK VINYL GROMMETS

|  |   |  |   |
|--|---|--|---|
| <p>RECTANGULAR<br/>M49700</p>                             | <p>2 1/2"<br/>M50100-B</p>                         | <p>2 1/2"<br/>CLOSED BACK<br/>M50102 X BULK PACK</p>                   | <p>2"<br/>M50300-B</p>                                   |
| <p>4" KIT<br/>M43900</p>                                  | <p>4"<br/>M50400-B</p>                             | <p>6" OVAL<br/>M50600-B</p>    | <p>M20383 SERIES<br/>M50141<br/>M50142 WIDE CHANNEL</p>  |
| <p>M20384 SERIES<br/>M50143<br/>M50144 WIDE CHANNEL</p>  | <p>M20386 SERIES<br/>M50145</p>                   | <p>M50125 FOR M09300 SERIES<br/>3/8" WIDE<br/>CHANNEL GROMMET</p>    |   |
|  | <p>6" OVAL LOW PROFILE<br/>GROMMET M50606-X</p>  | <p>6" OVAL LOW PROFILE<br/>GROMMET M50607<br/>FOR M63350 SERIES</p>  |   |

## CHROME PLASTIC GROMMET COVERS

|  |   |  |
|--|---|--|
| <p>4"<br/>M50405</p>      | <p>6" OVAL<br/>M50605</p>  | <p>CHROME PLASTIC<br/>RECTANGULAR<br/>M49705</p>  |
| <p>2 1/2"<br/>M50105</p>  | <p>2"<br/>M50305</p>      |  |

## SECURITY FLANGES - BRUSH GUARDS - BEZELS

4" STAINLESS  
SECURITY FLANGE  
M43253



4" CHROME STAINLESS  
SECURITY FLANGE  
M43253CH



4" CHROME STAINLESS  
STEEL DRESS RING  
M50410



2" STAINLESS  
SECURITY FLANGE  
M50303



*\* Not for Beehive Lights*

2 1/2" STAINLESS  
SECURITY FLANGE  
M50103



*\* Not for Beehive Lights*

STAINLESS GROMMET  
COVER FOR M09300 SERIES  
M50112



STAINLESS STEEL GROMMET  
COVER FOR MWL-10  
M50124



SNAP ON BLACK  
OVAL PC FLANGE  
M63253BLK



CHROME METAL  
BRUSH GUARD  
M50310



CHROME PC BEZEL  
FOR M23015R/Y  
M50311



SNAP ON CHROME  
OVAL PC FLANGE  
M63253CH



STAINLESS STEEL BEZEL  
FOR M63350, M63353  
M50146



SNAP ON OVAL  
STAINLESS FLANGE  
M63254



SNAP ON RECTANGULAR  
STAINLESS FLANGE  
M49702



ALUMINUM GUARD  
FOR M20340R/Y  
M50312



SNAP ON CHROME BEZEL  
FOR 5.50" DOME LIGHTS  
M50129



STAINLESS GROMMET COVER  
FOR M09400 SERIES  
M50118





PL-3 RIGHT ANGLE STT  
M50900



PL-3 OEM PACK  
50 PIECE BUNDLE  
M50900-X



DRY FIT STT CONNECTOR  
M50908



3-PIN MALE/FEMALE  
EXTENSION HARNESS  
M50901



3-PIN LOAD EQUALIZER  
M50905



PL-2 RIGHT ANGLE CM  
M50950



PL-2 OEM PACK  
50 PIECE BUNDLE  
M50950-X



PL-2 RIGHT ANGLE  
2 MALE .180 BULLETS  
M50951



BATTERY TEST PACK  
MBP-12V



24V TO 12V STEP DOWN MODULES  
M50909 1 AMP  
M50913 2 AMP



3-PIN MALE TP MALE  
GROTE ADAPTER  
M50904



ELECTRICAL GREASE  
MEG-1



DUAL PL-3  
72" HARNESS  
M50700-X



3-PIN STRAIGHT PL-3  
M50911



DRY FIT CM CONNECTOR  
M50953



MLS SERIES MOUNTING KIT  
M50130



## CONTROL MODULES

3-PIN LED FLASHER  
240FPM  
PF-240



LED FLASHER CONTROL MODULE  
16 SELECTABLE FLASH PATTERNS  
M50910 12/24VDC



AUTO SENSE LIGHT CONTROLLER  
12.8VDC 10AMP  
M50956



## CONTINUOUS WIRE HARNESS ROLLS



|             |                    |           |                         |
|-------------|--------------------|-----------|-------------------------|
| M50900-100  | 3-PIN              | 12" LEADS | 100 CONNECTORS PER ROLL |
| M50950A-200 | 2-PIN              | 6" LEADS  | 200 CONNECTORS PER ROLL |
| M50950A-100 | 2-PIN              | 12" LEADS | 100 CONNECTORS PER ROLL |
| M50951A-100 | 2-PIN              | 18" LEADS | 100 CONNECTORS PER ROLL |
| M50960-50   | TWIN FEMALE BULLET | 12" LEADS | 50 CONNECTORS PER ROLL  |
| M50960-100  | TWIN FEMALE BULLET | 12" LEADS | 100 CONNECTORS PER ROLL |
| M50960-5024 | TWIN FEMALE BULLET | 24" LEADS | 50 CONNECTORS PER ROLL  |

## LED FLASHLIGHTS

2 PACK ADJUSTABLE BEAM LED FLASHLIGHT  
MF-45-02



COMPACT LIGHT  
MF-30A WHITE LEDS



SLIM LIGHT  
MF-26



GORILLA® HEAVY DUTY LIGHT  
MGF-124 BLACK HOUSING



## PROMOTIONAL ITEMS

MAXXIMA TRAVEL BAG  
MB-91



INSULATED COOLERS  
MAXCOOLER-LG  
MAXCOOLER-MED



REVERSIBLE RAIN JACKET  
MJ-001  
M, L, XL, XXL



GOLF SHIRTS  
MS-001 WHITE MS-003  
LIGHT BLUE S, M, L, XL



BASE BALL CAPS  
MCAP-BLACK, MCAP-NAVY,  
MCAP-WHITE



MAXXIMA  
DISPLAY BANNER  
22" X 59"



HDI-DISP-11  
ILLUMINATED WORK LIGHT DISPLAY



## SHOWN WITH OPTIONAL WORK LIGHTS

Display includes 110VAC power supply and slots to mount 9 work lights. Features nine light selector buttons to activate one light at a time and a Blue illuminated Maxxima Logo. Increase sales with this interactive display.

**DIMENSIONS 22" X 29"**

HDI-DISP-14



## VIONIC 4X6 DISPLAY

Display includes 110VAC power supply, Vionic Logo, illuminated Maxxima Logo, On/Off switch, selector buttons for each light and DRL/High/Low beam functions.

**DIMENSIONS 22.7" X 20.7" X 14"**

HDI-DISP-12



## FULL LINE HEAD LAMP DISPLAY

Chrome display includes 110VAC power supply, lighted Maxxima Logo, On/Off switch, selector buttons for each light and high/low beam functions.

**DIMENSIONS 20" X 20" X 8.5"**

HDI-DISP-13



## 7" HEAD LAMP DISPLAY

Chrome display includes 110VAC power supply, lighted Maxxima Logo, On/Off switch, selector button for high/low beam functions.

**DIMENSIONS 12.5" X 11" X 8.5"**

## RETAIL DISPLAYS

HDI-DISP-7 FULL LINE DISPLAY  
23.5" X 23"  
SHOWN WITH OPTIONAL WORK LIGHTS



HDI-DISP-8 WARNING  
18.5" X 12"




HDI-DISP-10 LARGE DISPLAY  
41" X 32"



HDI-DISP-15 SUB DEALER DISPLAY  
17.5" X 22.7"



HDI-DISP-9 MLS DISPLAY  
21.5" X 12"



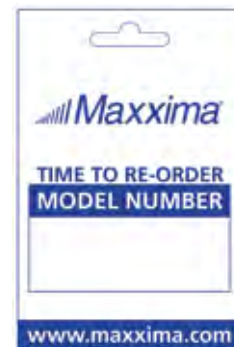
MRD-1 COUNTER DISPLAY  
11.50" X 9.50"



MRD-2 RETAIL FLOOR DISPLAY RACK  
60" X 22"



MAX-TAG





# PART NUMBER PAGE REFERENCE

| PART NUMBER  | PAGE | PART NUMBER  | PAGE | PART NUMBER | PAGE | PART NUMBER   | PAGE |
|--------------|------|--------------|------|-------------|------|---------------|------|
| HDI-DISP-7   | 95   | M09300YCL    | 79   | M11300RAS   | 67   | M20341R       | 86   |
| HDI-DISP-8   | 95   | M09300YCL-DV | 69   | M11300RCL   | 81   | M20341RCL     | 86   |
| HDI-DISP-9   | 95   | M09300Y-DV   | 69   | M11300R-DV  | 69   | M20341WCL     | 49   |
| HDI-DISP-10  | 95   | M09320RCL    | 78   | M11300WCL   | 49   | M20341Y       | 86   |
| HDI-DISP-11  | 94   | M09320R      | 78   | M11300Y     | 81   | M20341YCL     | 86   |
| HDI-DISP-12  | 94   | M09320YCL    | 78   | M11300YAT   | 67   | M20342R-X     | 86   |
| HDI-DISP-13  | 94   | M09320Y      | 78   | M11300YCL   | 81   | M20342Y-X     | 86   |
| HDI-DISP-14  | 94   | M09350RCL    | 78   | M11300Y-DV  | 69   | M20343R       | 74   |
| HDI-DISP-15  | 95   | M09350R      | 78   | M11303R     | 74   | M20343RCL     | 74   |
| LCL-3BL      | 48   | M09350YCL    | 78   | M11350RCL-X | 81   | M20343Y       | 74   |
| LCL-3CL      | 48   | M09350Y      | 78   | M11350R-X   | 81   | M20343YCL     | 74   |
| LCL-3MBR     | 48   | M09360BCL    | 78   | M11350Y-X   | 81   | M20344CH-RCL  | 77   |
| LCL-3R       | 48   | M09360R      | 78   | M16280ABS   | 81   | M20344CH-WCL  | 48   |
| LED-063CL    | 48   | M09360WCL    | 78   | M16280R     | 81   | M20344CH-YCL  | 77   |
| LED-300CL    | 48   | M09360Y      | 78   | M16280RCL   | 81   | M20344CH-Y    | 77   |
| LED-300MBR   | 48   | M09360YCL    | 78   | M16280Y     | 81   | M20350R       | 86   |
| LED-300R     | 48   | M09370BCL    | 55   | M16280YCL   | 81   | M20350RCL     | 86   |
| M09100R      | 80   | M09370R      | 55   | M16800R     | 82   | M20350RY      | 86   |
| M09100RCL    | 80   | M09370RCL    | 55   | M16800Y     | 82   | M20350Y       | 86   |
| M09100R-DV   | 69   | M09370WCL    | 55   | M16800YCL   | 82   | M20350YCL     | 86   |
| M09100WCL    | 49   | M09370WCL-NS | 33   | M20311R     | 84   | M20355        | 86   |
| M09100Y      | 80   | M09370Y      | 55   | M20311Y     | 84   | M20356        | 86   |
| M09100YCL    | 80   | M09370YCL    | 55   | M20320R     | 86   | M20357        | 86   |
| M09100Y-DV   | 69   | M09400BCL    | 79   | M20320RCL   | 86   | M20358        | 86   |
| M09105R      | 82   | M09400G      | 79   | M20320Y     | 86   | M20361R       | 85   |
| M09105Y      | 82   | M09400R      | 79   | M20320YCL   | 86   | M20361RCL     | 85   |
| M09250RCL-X  | 80   | M09400RCL    | 79   | M20321R     | 86   | M20361Y       | 85   |
| M09250R-X    | 80   | M09400WCL    | 79   | M20321Y     | 86   | M20361YCL     | 85   |
| M09250YCL-X  | 80   | M09400Y      | 79   | M20323R     | 74   | M20372BRCL-4  | 54   |
| M09250Y-X    | 80   | M09400YCL    | 79   | M20325      | 86   | M20372BRCL-8  | 54   |
| M09300BCL    | 79   | M09410R      | 79   | M20326      | 86   | M20374PMK     | 51   |
| M09300G      | 79   | M09410RAS-X  | 79   | M20327      | 86   | M20378Y       | 54   |
| M09300R      | 79   | M09410WCL    | 79   | M20328      | 86   | M20378Y-15EXT | 54   |
| M09300R-3    | 79   | M09410Y      | 79   | M20330R     | 85   | M20378Y-30    | 54   |
| M09300RAS    | 67   | M11201R      | 82   | M20330Y     | 85   | M20379BCL     | 50   |
| M09300RCL    | 79   | M11201Y      | 82   | M20332R     | 83   | M20379RCL     | 50   |
| M09300RCL-DV | 69   | M11256R      | 80   | M20332RCL   | 83   | M20379WCL     | 50   |
| M09300R-DV   | 69   | M11256Y      | 80   | M20332Y     | 83   | M20379YCL     | 50   |
| M09300WCL    | 79   | M11260R-X    | 81   | M20332YCL   | 83   | M20380BCL-SP  | 50   |
| M09300Y      | 79   | M11260Y-X    | 81   | M20340R     | 86   | M20380RCL-SP  | 50   |
| M09300YAT    | 67   | M11300R      | 81   | M20340Y     | 86   | M20380WCL-SP  | 50   |

# PART NUMBER PAGE REFERENCE

| PART NUMBER  | PAGE |
|--------------|------|
| M20380YCL-SP | 50   |
| M20383BCL    | 53   |
| M20383RCL    | 53   |
| M20383WCL    | 53   |
| M20383YCL    | 53   |
| M20384BCL    | 53   |
| M20384BRCL   | 53   |
| M20384BWCL   | 53   |
| M20384GYCL   | 53   |
| M20384RCL    | 53   |
| M20384RWCL   | 53   |
| M20384WCL    | 53   |
| M20384WYCL   | 53   |
| M20384YCL    | 53   |
| M20385YCL    | 51   |
| M20386BCL    | 51   |
| M20386BRCL   | 51   |
| M20386RCL    | 51   |
| M20386RWCL   | 51   |
| M20386WCL    | 51   |
| M20386WYCL   | 51   |
| M20386YCL    | 51   |
| M20387YCL    | 51   |
| M20388BCL    | 52   |
| M20388RCL    | 52   |
| M20388YCL    | 52   |
| M20388WCL    | 52   |
| M20391R      | 85   |
| M20391Y      | 85   |
| M20395R      | 85   |
| M20395Y      | 85   |
| M23015R      | 83   |
| M23015RCL    | 83   |
| M23015R-DV   | 69   |
| M23015Y      | 83   |
| M23015YCL    | 83   |
| M23015Y-DV   | 69   |
| M27005R      | 84   |
| M27005RCL    | 84   |
| M27005Y      | 84   |
| M27005YCL    | 84   |

| PART NUMBER      | PAGE   |
|------------------|--------|
| M27011Y          | 83     |
| M27011YCL        | 83     |
| M27340R          | 84     |
| M27340Y          | 84     |
| M30332R          | 83     |
| M30332Y          | 83     |
| M34260R          | 80     |
| M34260RCL        | 80     |
| M34260Y          | 80     |
| M34260YCL        | 80     |
| M34600R          | 82     |
| M34600RCL        | 82     |
| M34600Y          | 82     |
| M34600YCL        | 82     |
| M36180R          | 83     |
| M36180RCL        | 83     |
| M36180WCL        | 49     |
| M36180Y          | 83     |
| M36180YCL        | 83     |
| M42100R          | 60     |
| M42100Y          | 64     |
| M42120R          | 60     |
| M42201R          | 63     |
| M42201Y          | 67     |
| M42206           | 49, 71 |
| M42206-ADHE-SIVE | 49, 63 |
| M42206R          | 63     |
| M42206Y          | 65     |
| M42213           | 71     |
| M42213R          | 63     |
| M42213RCL        | 63     |
| M42213Y          | 67     |
| M42213YCL        | 67     |
| M42220           | 59     |
| M42221           | 59     |
| M42320R          | 60     |
| M42321           | 70     |
| M42321R          | 61     |
| M42322R          | 61     |
| M42322RCL        | 61     |

| PART NUMBER  | PAGE |
|--------------|------|
| M42322R-DV   | 68   |
| M42322Y      | 64   |
| M42322YCL    | 64   |
| M42323R      | 61   |
| M42324       | 70   |
| M42324-DV    | 68   |
| M42339Y      | 64   |
| M42339Y-DV   | 68   |
| M42341R/Y    | 73   |
| M42341RYCL   | 73   |
| M42341Y/Y    | 73   |
| M42344R      | 61   |
| M42346R      | 61   |
| M42347       | 70   |
| M42348       | 70   |
| M42354R      | 60   |
| M42354-X     | 70   |
| M42354Y-X    | 64   |
| M42355R      | 60   |
| M42360R/Y-A  | 73   |
| M42361R/Y-A  | 73   |
| M42362R/Y-A  | 73   |
| M42362RYCL-A | 73   |
| M42363R/Y-A  | 73   |
| M42363RYCL-A | 73   |
| M42364Y/Y    | 73   |
| M42365       | 70   |
| M42365R      | 61   |
| M42365Y      | 64   |
| M42701BCL    | 55   |
| M42701R      | 55   |
| M42701WCL    | 55   |
| M42701Y      | 55   |
| M42705W      | 56   |
| M42705Y      | 56   |
| M43253       | 90   |
| M43253CH     | 90   |
| M43900       | 89   |
| M49700       | 89   |
| M49702       | 90   |
| M49705       | 89   |

| PART NUMBER | PAGE           |
|-------------|----------------|
| M50100-B    | 89             |
| M50102-X    | 89             |
| M50103      | 90             |
| M50105      | 89             |
| M50112      | 78, 79, 90     |
| M50115      | 53             |
| M50116      | 53             |
| M50118      | 79, 90         |
| M50121      | 51             |
| M50123      | 34             |
| M50124      | 34, 90         |
| M50125      | 79, 89         |
| M50126      | 32             |
| M50129      | 20, 41, 90     |
| M50130      | 91             |
| M50132      | 79             |
| M50135      | 41             |
| M50136      | 41             |
| M50137      | 53             |
| M50138      | 53             |
| M50139      | 51             |
| M50140      | 24             |
| M50141      | 53, 89         |
| M50142      | 53, 89         |
| M50143      | 53, 89         |
| M50144      | 53, 89         |
| M50145      | 51, 89         |
| M50146      | 55, 61, 65, 90 |
| M50300-B    | 89             |
| M50303      | 90             |
| M50305      | 89             |
| M50310      | 90             |
| M50311      | 90             |
| M50312      | 90             |
| M50400-B    | 89             |
| M50405      | 89             |
| M50410      | 90             |
| M50411      | 33             |
| M50412      | 33             |
| M50413      | 34             |
| M50600-B    | 89             |

# PART NUMBER PAGE REFERENCE

| PART NUMBER  | PAGE           |
|--------------|----------------|
| M50605       | 89             |
| M50606-X     | 89             |
| M50607       | 61, 65         |
| M50700-X     | 91             |
| M50900       | 91             |
| M50900-100   | 91             |
| M50900-X     | 91             |
| M50901       | 91             |
| M50904       | 91             |
| M50905       | 91             |
| M50908       | 91             |
| M50909       | 68, 91         |
| M50910       | 91             |
| M50911       | 91             |
| M50913       | 68, 91         |
| M50914       | 5, 9           |
| M50915       | 7, 8           |
| M50916       | 75             |
| M50917       | 4, 10          |
| M50918       | 6, 7, 10       |
| M50950       | 91             |
| M50950A-100  | 91             |
| M50950A-200  | 91             |
| M50950-X     | 91             |
| M50951       | 91             |
| M50951A-100  | 91             |
| M50953       | 91             |
| M50954       | 4, 5, 6, 7, 10 |
| M50956       | 91             |
| M50960-100   | 91             |
| M50960-50    | 91             |
| M50960-5024  | 91             |
| M56100R      | 60             |
| M63100R      | 62             |
| M63100Y      | 65             |
| M63121Y      | 66             |
| M63122CH-YCL | 76             |
| M63122Y      | 76             |
| M63122YCL    | 76             |
| M63123Y      | 75             |
| M63123YCL    | 75             |

| PART NUMBER    | PAGE   |
|----------------|--------|
| M63124Y        | 66     |
| M63201BCL      | 56     |
| M63201R        | 56     |
| M63201WCL      | 56     |
| M63201Y        | 56     |
| M63201YCL      | 56     |
| M63253BLK      | 90     |
| M63253CH       | 90     |
| M63254         | 90     |
| M63318-A       | 70     |
| M63318R-A      | 63     |
| M63318R-A-GSKT | 63     |
| M63318RCL-A    | 63     |
| M63318Y-A      | 67     |
| M63318YCL-A    | 67     |
| M63319R        | 63, 74 |
| M63320         | 71     |
| M63320R        | 62     |
| M63320RCL      | 62     |
| M63320Y        | 65     |
| M63321R-X      | 62     |
| M63322R        | 62     |
| M63322RCL      | 62     |
| M63322R-DV     | 68     |
| M63322Y        | 66     |
| M63322YCL      | 66     |
| M63323R        | 62     |
| M63323Y        | 66     |
| M63324         | 71     |
| M63326DF-X     | 71     |
| M63326RDF-X    | 62     |
| M63326YDF-X    | 65     |
| M63339Y        | 66     |
| M63339YCL      | 66     |
| M63346R        | 62     |
| M63347         | 71     |
| M63350         | 71     |
| M63350R        | 61     |
| M63350-TAPE    | 61, 65 |
| M63350Y        | 65     |
| M63352R-36X    | 61     |

| PART NUMBER  | PAGE |
|--------------|------|
| M63352R-X    | 61   |
| M63353WCL    | 55   |
| M63353R      | 55   |
| M63353Y      | 55   |
| M63353YCL    | 55   |
| M63353YGCL-A | 55   |
| M63353WYCL   | 55   |
| M63420R      | 62   |
| M63420Y      | 65   |
| M72270R      | 84   |
| M72270RCL    | 84   |
| M72270R-DV   | 69   |
| M72270WCL    | 48   |
| M72270Y      | 84   |
| M72270YCL    | 84   |
| M72270Y-DV   | 69   |
| M84400       | 38   |
| M84403-A     | 43   |
| M84403-A-D   | 43   |
| M84404-A     | 43   |
| M84405-C     | 41   |
| M84405-SW    | 20   |
| M84406-C     | 41   |
| M84406-SW    | 20   |
| M84407-B     | 37   |
| M84408       | 36   |
| M84409       | 35   |
| M84410       | 38   |
| M84411-B     | 39   |
| M84412-B     | 39   |
| M84414-BCW   | 39   |
| M84414-BWW   | 39   |
| M84415-A     | 35   |
| M84416       | 36   |
| M84417       | 36   |
| M84418       | 37   |
| M84419-C     | 42   |
| M84420-C     | 42   |
| M84421-C     | 42   |
| M84422-C     | 42   |
| M84423-B     | 42   |

| PART NUMBER   | PAGE   |
|---------------|--------|
| M84424-B      | 42     |
| M84425-B      | 42     |
| M84426        | 37     |
| M84427-A      | 37     |
| M84428        | 39     |
| M844280-A     | 43     |
| M844280B-BLK  | 43     |
| M844280B-CH   | 43     |
| M844281-A     | 39     |
| M844282-A     | 39     |
| M84429-B      | 42     |
| M84433-A      | 40     |
| M84434-A      | 40     |
| M84434RW      | 40     |
| M84435-A      | 40     |
| M84435RW      | 40     |
| M84436        | 41     |
| M84438        | 38     |
| M84438RW      | 38     |
| M84439        | 35     |
| M84440        | 36     |
| M84441        | 41     |
| M84442        | 41     |
| M84443        | 41     |
| M84444        | 35     |
| M84445-C      | 42     |
| M84446BLK     | 19     |
| M84446CH      | 19     |
| M84446WH      | 19     |
| M84447        | 18     |
| M85416R       | 58     |
| M85417R       | 58     |
| M85616R       | 58     |
| M90061R       | 72     |
| M90070R       | 72     |
| M90070Y       | 72     |
| M90081Y       | 72     |
| M90450        | 70, 72 |
| MAXCOOLER-MED | 92     |
| MAX-TAG       | 95     |
| MAXXCOOLER-LG | 92     |

# PART NUMBER PAGE REFERENCE

| PART NUMBER     | PAGE | PART NUMBER    | PAGE | PART NUMBER    | PAGE | PART NUMBER | PAGE |
|-----------------|------|----------------|------|----------------|------|-------------|------|
| MAXXIMA BANNER  | 92   | MLS-3654-A     | 45   | MRL-61150RNW-A | 101  | MWL-28      | 26   |
| MB-91           | 92   | MLS-3654-A-SW  | 46   | MSLS-1827      | 44   | MWL-29      | 26   |
| MBP-12V         | 91   | MLS-3654BL     | 45   | MSLS-2436      | 44   | MWL-30      | 26   |
| MCAP-BLACK      | 92   | MLS-3654R      | 45   | MSLS-3654      | 44   | MWL-31SP    | 23   |
| MCAP-NAVY       | 92   | MLS-3654WW-A   | 45   | MSLS-4569      | 44   | MWL-33      | 24   |
| MCAP-WHITE      | 92   | MLS-3654Y      | 45   | MSLS-78120     | 44   | MWL-34      | 24   |
| MEG-1           | 91   | MLS-4569-A     | 45   | MSL-404800C    | 17   | MWL-35      | 24   |
| MF-26           | 92   | MLS-4569-A-SW  | 46   | MSL-404400F    | 17   | MWL-36      | 27   |
| MF-45-02        | 92   | MLS-4569-AD    | 45   | MS-001         | 92   | MWL-37      | 27   |
| MF-30A          | 92   | MLS-78120-AD   | 45   | MS-003         | 92   | MWL-38      | 13   |
| MFL-100W        | 12   | MLS-96147A-MHE | 45   | MTBL-10        | 29   | MWL-39      | 13   |
| MFL-200SY       | 11   | MLS-D18108     | 47   | MTBL-UBAR      | 29   | MWL-40      | 13   |
| MFL-200W        | 11   | MLS-D24144     | 47   | MWBL-1         | 29   | MWL-41      | 14   |
| MGF-124         | 92   | MLS-D36216     | 47   | MWL-01B        | 34   | MWL-42      | 14   |
| MHL-07HILO      | 8    | MLS-D45276     | 47   | MWL-01GUARD    | 34   | MWL-43      | 14   |
| MHL-4X6HI       | 9    | MPWL-05        | 23   | MWL-01HP       | 34   | MWL-50SP    | 28   |
| MHL-4X6LL       | 9    | MPWL-10        | 22   | MWL-01LS       | 34   | MWL-57SP    | 28   |
| MHL-5X7HILO     | 8    | MPWL-20        | 22   | MWL-04         | 33   | MWL-58      | 15   |
| MJ-001          | 92   | MPWL-MAGKIT    | 22   | MWL-05SP       | 32   | PF-240      | 91   |
| MLB-BR30120W    | 100  | MPWL-10WALLCH  | 22   | MWL-05SPGR     | 33   | PLB-630-A   | 12   |
| MLB-BR30120W-02 | 100  | MPWL-20WALLCH  | 22   | MWL-07SP       | 32   | SDL-35R     | 56   |
| MLB-BR40140W    | 100  | MPWL-30WALLCH  | 22   | MWL-10SP       | 34   | SDL-35Y     | 56   |
| MLB-BR40140W-02 | 100  | MPWL-CARCH     | 22   | MWL-10SP-SM    | 34   | SDL-50-A    | 56   |
| MLB-BR40200W    | 100  | MPWL-GLASS10   | 22   | MWL-10SP-SMCHR | 34   | SDL-52-A    | 56   |
| MLR-D3020CW     | 47   | MPWL-GLASS20   | 22   | MWL-11HL       | 33   | VHL-4X6HI   | 5    |
| MLR-D3020WW     | 47   | MPWL-30        | 22   | MWL-12         | 33   | VHL-4X6LO   | 5    |
| MLS-STTBU48     | 57   | MPWL-MAG30     | 22   | MWL-13         | 32   | VHL-4X6DRL  | 4    |
| MLS-STTBU60     | 57   | MPWL-60        | 16   | MWL-14         | 32   | VHL-5X7HILO | 7    |
| MLS-1827-A      | 45   | MPWL-100       | 16   | MWL-16         | 31   | VHL-5X7DRL  | 7    |
| MLS-1827-A-SW   | 46   | MRD-1          | 95   | MWL-18-B       | 31   | VHL-07HI/LO | 6    |
| MLS-1827BL      | 45   | MRD-2          | 95   | MWL-19-A       | 25   | VHL-07DRL   | 6    |
| MLS-1827R       | 45   | MRH-11         | 33   | MWL-19Y-A      | 25   |             |      |
| MLS-1827WW-A    | 45   | MRL-41300W     | 101  | MWL-20         | 31   |             |      |
| MLS-1827Y       | 45   | MRL-41300NW    | 101  | MWL-20FB       | 31   |             |      |
| MLS-2436-A      | 45   | MRL-61300W     | 101  | MWL-20LS       | 31   |             |      |
| MLS-2436-A-SW   | 46   | MRL-61300NW    | 101  | MWL-21         | 31   |             |      |
| MLS-2436-AD     | 45   | MRL-61900W-A   | 101  | MWL-22         | 31   |             |      |
| MLS-2436BL      | 45   | MRL-61900NW-A  | 101  | MWL-24SP       | 30   |             |      |
| MLS-2436R       | 45   | MRL-41250RW-A  | 101  | MWL-25SP-A     | 30   |             |      |
| MLS-2436WW-A    | 45   | MRL-41250RNW-A | 101  | MWL-26-A       | 25   |             |      |
| MLS-2436Y       | 45   | MRL-61150RW-A  | 101  | MWL-27-A       | 25   |             |      |



## BR LED LIGHT BULBS

BR LED light bulbs are bulged reflector (BR) lamps that create distribution patterns with wide flood beam angles to provide more than a 45 degree angle for lighting areas. A BR LED light bulb will deliver soft-edged, directional light. BR LED light bulbs are a great energy efficient solution and are great for general household light fixtures, recessed can lighting and/or track lighting, and are perfect for fixtures that use dimmer switches.

| MODEL           | TYPE | WATTS | EQUIVALENT | LUMENS | LIGHT COLOR   | COLOR TEMP | DIMMABLE | PACK COUNT |
|-----------------|------|-------|------------|--------|---------------|------------|----------|------------|
| MLB-BR30120W    | BR30 | 11    | 75         | 950    | Warm White    | 3000K      | Yes      | Single     |
| MLB-BR30120W-02 | BR30 | 11    | 75         | 950    | Warm White    | 3000K      | Yes      | Dual       |
| MLB-BR30120NW   | BR30 | 11    | 75         | 950    | Neutral White | 4000K      | Yes      | Single     |
| MLB-BR30120NW-2 | BR30 | 11    | 75         | 950    | Neutral White | 4000K      | Yes      | Dual       |
| MLB-BR30120NW-4 | BR30 | 11    | 75         | 950    | Neutral White | 4000K      | Yes      | Four       |
| MLB-BR40140W    | BR40 | 12    | 75         | 1100   | Warm White    | 3000K      | Yes      | Single     |
| MLB-BR40140W-02 | BR40 | 12    | 75         | 1100   | Warm White    | 3000K      | Yes      | Dual       |
| MLB-BR40200W    | BR40 | 17    | 100        | 1500   | Warm White    | 3000K      | Yes      | Single     |
| MLB-BR40140NW   | BR40 | 12    | 75         | 1100   | Neutral White | 4000K      | Yes      | Single     |
| MLB-BR40140NW-2 | BR40 | 12    | 75         | 1100   | Neutral White | 4000K      | Yes      | Dual       |
| MLB-BR40140NW-4 | BR40 | 12    | 75         | 1100   | Neutral White | 4000K      | Yes      | Four       |
| MLB-BR40200NW   | BR40 | 17    | 100        | 1500   | Neutral White | 4000K      | Yes      | Single     |





### DIMMABLE 4" RETROFIT CEILING FIXTURES



| MODEL       | SIZE | WATTS | EQUIVALENT | LUMENS | LIGHT COLOR   | COLOR TEMP |
|-------------|------|-------|------------|--------|---------------|------------|
| MRL-41300W  | 4"   | 12    | 75         | 850    | Warm White    | 2700K      |
| MRL-41300NW | 4"   | 12    | 75         | 850    | Neutral White | 4000K      |

### DIMMABLE 6" RETROFIT CEILING FIXTURES



| MODEL         | SIZE | WATTS | EQUIVALENT | LUMENS | LIGHT COLOR   | COLOR TEMP |
|---------------|------|-------|------------|--------|---------------|------------|
| MRL-61300W    | 6"   | 19    | 90         | 900    | Warm White    | 2700K      |
| MRL-61300NW   | 6"   | 19    | 90         | 900    | Neutral White | 4000K      |
| MRL-61900W-A  | 6"   | 19    | 120        | 1200   | Warm White    | 2700K      |
| MRL-61900NW-A | 6"   | 19    | 120        | 1200   | Neutral White | 4000K      |

### DIMMABLE 4" RETROFIT CEILING FIXTURES



| MODEL          | SIZE | WATTS | EQUIVALENT | LUMENS | LIGHT COLOR   | COLOR TEMP |
|----------------|------|-------|------------|--------|---------------|------------|
| MRL-41250RW-A  | 4"   | 12    | 75         | 750    | Warm White    | 2700K      |
| MRL-41250RNW-A | 4"   | 12    | 75         | 750    | Neutral White | 4000K      |

### DIMMABLE 6" RETROFIT CEILING FIXTURES



| MODEL          | SIZE | WATTS | EQUIVALENT | LUMENS | LIGHT COLOR   | COLOR TEMP |
|----------------|------|-------|------------|--------|---------------|------------|
| MRL-61150RW-A  | 6"   | 11    | 75         | 750    | Warm White    | 2700K      |
| MRL-61150RNW-A | 6"   | 11    | 75         | 750    | Neutral White | 4000K      |

5 YEAR WARRANTY FOR ALL MODELS ABOVE .

CUSTOMER PHOTOS





## CUSTOMER PHOTOS

