

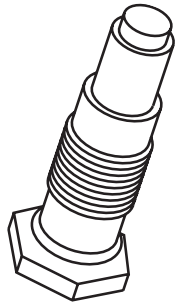


Operating Instructions
for:

6484
(511552)


Ford Timing Chain Tensioner Tool

Application: 1997 – 2011 4.0L SOHC Explorer (V6), Mountaineer (V6), Ranger (VIN E)
1997 – 2008 4.0L SOHC Explorer, Mountaineer, Ranger (VIN X)
2005 – 2010 4.0L SOHC Mustang (VIN N)

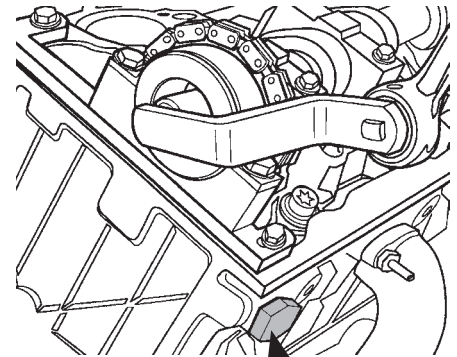


NOTE: Same as Ford No. 303-571 (T97T-6K254-A).

1. Remove the hydraulic chain tensioner from the engine.
2. Install tool No. 6484 (511552) into the engine to hold pressure on the timing chain during the cam timing procedure.
3. Adjust camshaft timing according to instructions in the vehicle service manual.
4. Torque fasteners to factory specifications.



WARNING: Wear eye protection that meets ANSI Z87.1 and OSHA standards.



No. 6484
(511552)