

# PYLE®

## *blue wave*



**PL1090BL**

**PL1290BL**



**PL1590BL**



## About Pyle Blue Wave Series Woofer

Congratulations!

You have just purchased one of the most advanced subwoofers in the history of car audio. Pyle Blue Wave Series Woofer is the latest series, which has been designed and engineered for consistent and high performance.

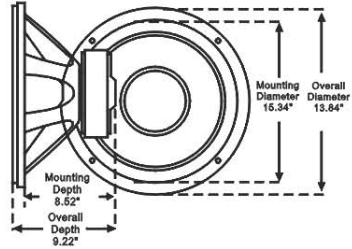
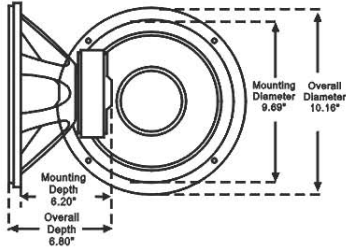
Let's enjoy the nice music that Blue Wave Woofer provided.

### Basic Features of Pyle Blue Wave Series Woofers:

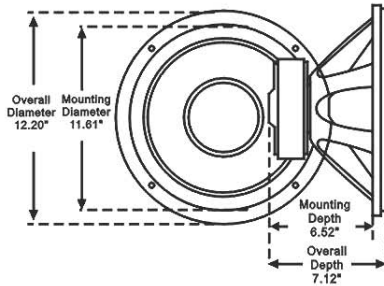
- Blue Injection-Molded Cone
- Non-fatiguing Big Rubber Suspension
- Blue Chrome-plated Steel Basket
- Bumped & Vented Extended Pole Piece
- Silver Plated Terminal
- Flat Progressive Spider
- New Wave-Like Rubber Gasket
- Rubber Magnet Boot
- 2.0" Kapton Voice Coils
- 2X70 oz Magnet Structure
- Blue Injection-Molded Cone
- Non-fatiguing Big Rubber Suspension
- Blue Chrome-plated Steel Basket
- Bumped & Vented Extended Pole Piece
- Silver Plated Terminal
- Flat Progressive Spider
- New Wave-Like Rubber Gasket
- Rubber Magnet Boot
- 2.5" Kapton Voice Coils
- 2X90 oz Magnet Structure

# PL1090BL

# PL1590BL



# PL1290BL



Specification	PL1090BL	PL1290BL	PL1590BL
Power (Watts Peak)	1000	1200	1400
Nom. Impedance (Ohm)	4	4	4
Voice Coil	2.0"KSV	2.5"KSV	2.5"KSV
Magnet Structure	2X70 oz	2X90 oz	2X90 oz
Fs (Hz)	26.9	23.2	21.2
Qms	5.23	4.92	5.0
Qes	0.89	0.84	0.90
Qts	0.76	0.72	0.75
SPL (dB)	83.5	85	84
Vas (cuft)	2.394	4.908	5.204

Pyle Blue Wave Series Woofer continually strives to improve the performance and value of its products—all specifications are subject to change.

Learn more about subwoofers and boxes we have.