

# CAR DASH CAMERA

RVS-250C



**2.7 INCH HD LCD**  
Full 1080P



**120° VIEWING ANGLE**  
30 Infra-reds



**WEATHERPROOF**  
Rain, dust and shock resistant



**LED NIGHT VISION**



**MOTION DETECTION**



**MICRO SD**



**LOOP RECORDING**

Some of life's greatest moments take place on the road. The road however, can be an unpredictable place where incidents may occur at any time. The RVS-250C Dash Camera ensures that it won't be your word versus theirs when it comes to insurance claims and legal matters. You'll also be able to record your greatest road memories to keep forever and with its built-in GPS your exact route will recorded as well. The RVS-250C is your eyewitness on the road, providing you with a visual, audible and time stamped record of your experiences behind the wheel.



REAR VIEW  
**SAFETY**  
REVERSE WITH CONFIDENCE™

*"NEVER MISS A MOMENT"*



#### WIDE ANGLE VIEW WITH HD RECORDING

A dash camera's purpose is to be another set of eyes on the road that record constantly. With its 120° viewing angle, the RVS-250C ensures that your second set of eyes won't miss a thing. Its ultra high, 2304 x 1296, pixel resolution ensures that the footage records in crystal clear high definition.

#### TWO RECORDING MODES







The RVS-250C comes prepared for all road situations with different recording modes. With the built-in G-Sensor, the camera can detect an impact and will activate event mode. The footage recorded during Event Mode will not be overwritten. This ensures that you'll be able to pull up these recordings when you need them.



#### HIGH CAPACITY RECORDING

The RVS-250C Dash Camera has high capacity recording options and can hold microSD cards up to 64GB! This allows you to get a good number of days recorded before the looping begins, making it that much more flexible.

### IN THE BOX







 <p><b>HD Dash Camera</b></p>	 <p><b>Mounting Bracket</b></p>	 <p><b>Car Charger</b></p>
 <p><b>GPS Module</b></p>	 <p><b>Adhesive Mounting Pad</b></p>	 <p><b>USB Cable</b></p>

### LIVE IMAGES

Image examples from the dash camera view and computer software. (Click to enlarge)



### FEATURES

- 
**Compact Size with Easy Install.**  
 Mounts on windshield without distracting the driver
- 
**2.7" TFT LCD Display**  
 To see camera view and control all camera settings
- 
**Two Recording Modes**  
 Normal Mode and Event Mode (for accidents).
- 
**Full HD Recording**  
 2304 x 1296 Pixel Resolution
- 
**GPS Enabled**  
 Records vehicle location and driving route.
- 
**120° Viewing Angle**  
 For an all encompassing view of the road.

### INSTALLATION

Images from installation steps (click to enlarge)



**STEP 1:** Mount dash camera on windshield behind rear view mirror.



**STEP 2:** Plug cigarette lighter adaptor into cigarette lighter.



**STEP 3:** Align dash camera on windshield for the best viewing position.



**STEP 4:** Connect power cable from cigarette lighter to dash camera.



**STEP 5:** When plugged in, the camera will start recording as soon as vehicle turns on.



**STEP 6:** Relax, knowing that everything is being recorded.

Learn more about other cameras & driver safety products by Rear View Safety on our website.