

# CAR DASH CAMERA

RVS-850C



**2.0 INCH TFT LCD**  
HD 1080 x 720



**120° VIEWING ANGLE**



**LOOP RECORDING**



**NIGHT VISION**  
4 infrared lights



**MOTION DETECTION**



**MICRO SD**

Some of life's greatest moments take place on the road. The road however, can be an unpredictable place where incidents may occur at any time. The RVS-850C Dash Camera ensures that it won't be your word versus theirs when it comes to insurance claims and legal matters. You'll also be able to record your greatest road memories to keep forever. The RVS-850C is your eyewitness on the road, providing you with a visual, audible and time stamped record of your experiences behind the wheel. Includes 8GB SD Card.



**REAR VIEW SAFETY**  
REVERSE WITH CONFIDENCE™

*"NEVER MISS A MOMENT"*

**HD  
720P**



#### WIDE ANGLE VIEW WITH HD RECORDING

The purpose of a dash camera is to be another set of eyes on the road that record constantly. With its 120° viewing angle, the RVS-850C ensures that your second set of eyes won't miss a thing. Its high definition, 1280 x 720 pixel resolution, records footage in crystal clear quality.

#### TWO RECORDING MODES

The RVS-850C comes prepared for all road situation with different recording modes. With the built-in G-Sensor, the camera can detect an impact and will activate event mode. The footage recorded during Event Mode will not be overwritten. This ensures that you'll be able to pull up these recordings when you need them.







**SECURE  
ADJUSTABLE  
MOUNT**



#### REMOVABLE SCREEN


With a sleek spherical design, the RVS-850C will not be an eyesore on your dash. This is especially so with its removable screen. For added usability and to sample the camera view, attach the screen and you're good to go. When the screen is not needed, simply detach it and your camera will return to its sleek design.

### IN THE BOX

		
Camera	Mounting Bracket	Car Charger
		
USB Cable	microSD Card	Instruction Manual

### LIVE IMAGES

Image examples from the dash camera view (click to enlarge)



### FEATURES



**Compact Size with Easy Install.**  
Mounts on windshield without distracting the driver



**HD Video Recording**  
720p resolution at 30fps (frames per second)



**2.0" TFT LCD Display**  
To see camera view and control all camera settings



**Removable Display**  
Screen can be detached for less distraction.



**Two Recording Modes**  
Normal Mode and Event Mode (for accidents).



**120° Viewing Angle**  
For an all encompassing view of the road.

### INSTALLATION

Images from installation steps (click to enlarge)



**STEP 1:** Mount Dash Camera on windshield behind rear view mirror.



**STEP 2:** Plug cigarette lighter adaptor into cigarette lighter.



**STEP 3:** Attach power cable to the dash camera.



**STEP 4:** When powered, dash camera will record automatically.



**STEP 5:** Display can even be removed for less distraction to driver!



**STEP 6:** Relax knowing that everything is being recorded.

Learn more about other cameras & driver safety products by Rear View Safety on our website.