



Q-SERIES[®] PRO

The Q-Series is designed and built to withstand the harshest working environments imaginable. Constructed of the toughest and most durable materials available, including a double-pass TIG-welded stainless steel bracket with vibration isolator, the Q-Series provides reliable, powerful LED light and is tough enough to withstand mining, agriculture, construction, and the oil and gas industries. The rugged construction also makes it well suited to extreme environments. If the application is severe, the Q-Series is the ultimate lighting solution.

RIGID's Q-Series lights are also available with a durable white finish. Though suitable for marine applications, RIGID's white lighting products are perfect for use anywhere an alternative to black is desired. The distinctive white is a durable UV-resistant powder coated finish with an additional chromate conversion coating for superior corrosion resistance. They feature the same legendary lighting technology and superior build quality as the rest of RIGID's lighting products, providing reliable and efficient lighting on demand.



THE ULTIMATE
LIGHTING
SOLUTION

Q-SERIES[®] PRO

RIGID



FEATURES


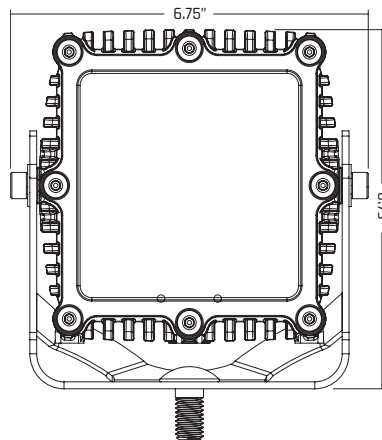
- 50,000+ Hour Lifespan
- 9-36 V DC
- Durable UV Polyester Powder Coat
- GORE® Pressure Equalizing Vent
- Harness & Switch Included (Exclusions Apply)
- High-Grade Aluminum Alloy Heatsink
- Integrated Thermal Management System
- Impact Resistant Polycarbonate Lens
- IP68 Compliant – Dust / Water Ingress
- Mounting Brackets Included
- Over / Under Voltage Protection
- Operating Temp -40° F ~ +145° F / -40° C ~ +60° C
- Protected Against RFI / EMI
- Patented Technology
- Reverse Polarity Protection
- RoHS Compliant
- SAE J575 Compliant – Shock / Vibration
- Waterproof Deutsch Connector (Exclusions Apply)

DIMENSIONS & MOUNTS

ALL HOUSINGS AVAILABLE IN WHITE



SURFACE MOUNT




WHAT BEAM PATTERN WILL SUIT MY NEEDS THE BEST?



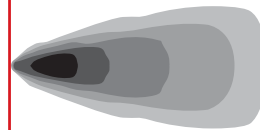
BEAM PATTERNS

Our custom designed graphs are intended to illustrate the beam patterns that our optics produce. First, consider what type of application the light is needed for and then choose what beam pattern best suits your needs. Each beam pattern varies depending on the optic or optic combination you choose. Once you know which beam pattern best suits your needs, refer to the specifications table (A, B, C) to determine how much LUX output you need and which product will best suit your application.

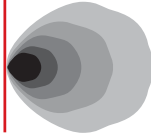
FLOOD DIFFUSED
Flood optic behind diffused lens




FLOOD



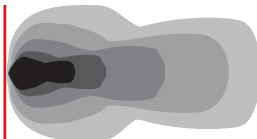
DRIVING DIFFUSED
Driving optic behind diffused lens



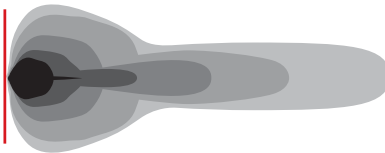
DRIVING



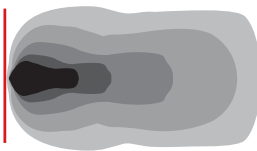
FLOOD/DIFFUSED COMBO



SPOT/DIFFUSED COMBO




DRIVING/DIFFUSED COMBO



SIDE VIEW - COMBO WITH DIFFUSED

DRIVING/HYPERSPOT COMBO



SPOT



HYPERSPOT



**HOW MUCH
OUTPUT DO
I NEED?**

A = LUX AT 10 METERS
B = BEAM DISTANCE (m) WITH 1 LUX
C = BEAM DISTANCE (m) WITH .25 LUX

SPECIFICATIONS



	MOUNT	BLACK SINGLE	WHITE SINGLE	WT. (LBS.)	WATTS	AMP DRAW @ 14VDC	LEDs	*RAW LUMENS	A	B	C	**PEAK BEAM INTENSITY(cd)
FLOOD DIFFUSED	SM	244513	245513	2.8	123	8.8	16	12672	77	88	176	7737
DRIVING DIFFUSED	SM	544513	545513	2.8	195	13.9	24	19008	111	105	210	11098
FLOOD	SM	244113	245113	2.8	123	8.8	16	12672	329	181	362	32902
DRIVING	SM	544313	545313	2.8	195	13.9	24	19008	1035	321	643	103531
FLOOD/DIFFUSED COMBO	SM	244713	245713	2.8	123	8.8	16	12672	196	140	280	19657
SPOT/DIFFUSED COMBO	SM	244613	245613	2.8	123	8.8	16	12672	1694	411	823	169403
DRIVING/DIFFUSED COMBO	SM	544613	545613	2.8	195	13.9	24	19008	445	211	422	44587
DRIVING/HYPERSPOT COMBO	SM	544813	545813	2.8	175	12.5	20	12150	2169	465	931	216975
SPOT	SM	244213	245213	2.8	123	8.8	16	12672	3446	587	1174	344627
HYPERSPOT	SM	544713	-	2.8	80	5.7	16	7040	3280	573	1146	328000

* Raw Lumens is based on LED manufacturer specifications.**Distance with .25 lux and Peak Beam Intensity are tested using ANSI/NEMA FL standards. (SM) = Surface Mount



LIGHTS COME WITH

- Mounting Hardware
- Stainless Steel, Heavy Duty U-Shape Bracket
- Vibration Isolators
- Harness w/Switch
- Deutsch Connector