



SEAT ADAPTOR KIT #88308 INSTALLATION INSTRUCTIONS



Instructions

1. Locate the mounting post (Fig.1) that came with your BrakeMaster. If needed, order part number 450596. Now, secure the post to the center of the seat adaptor using the included 3/8" x 3/4" bolt and 3/8" lock washer. If the hole is countersunk, use the Allen head bolt and lock washer included with this kit.
2. Push the front seat all the way forward. Now, remove the rear seat track covers and remove the two T50 Torx rear seat track bolts (Fig.2).
3. Push the seat back and then remove the seat track cover on the driver's side of the seat (Fig.3).
4. Remove the passenger side front seat track cover and trim it as shown in Figure 4.

continued on next page

SEAT ADAPTOR KIT #88308 INSTALLATION INSTRUCTIONS



continued from previous page

5. *Note:* you may need a second person to assist with this step. Have one person tip the seat forward (Fig.5) as the second person slides the seat adaptor between the floor and seat track so the square hooks of the seat adaptor fit around the mounts of the front seat tracks (Fig.6). Now, use a rubber mallet to tap the adaptor between the seat tracks and the floor until it stops (Fig.7 and Fig.8). *Note:* ensure that the mounting post (Fig.9) is directly in line to the brake pedal. The BrakeMaster air cylinder may jam or function incorrectly if the mounting post is not directly in line with the brake pedal.




6. Push the seat back down, clamping the seat adaptor into place and then reinstall the seat track covers and replace the rear seat track bolts, reversing steps 2 through 4.



7. Attach the BrakeMaster to the brake pedal and to the seat adaptor. Adjust the length of the air cylinder assembly per the BrakeMaster installation instructions, ensuring that the BrakeMaster is pulling back on the brake pedal so the pedal is only depressed when the brakes are engaged at the motorhome. Failure to adjust the assembled length of the BrakeMaster may result in severe brake system damage and/or complete failure of the brakes.



 **WARNING** Failure to follow these instructions can result in property damage, personal injury or even death.