

SKF SPEEDI-SLEEVE shaft repair kits

Go from scored to
restored in less
than 5 minutes!

The SKF SPEEDI-SLEEVE is a fast and effective way to refinish worn shaft. It's quicker than remetalizing or regrinding, and provides an improved sealing system. The outside surface of an SKF SPEEDI-SLEEVE forms an ideal sealing surface. Many popular regrinding and refinishing techniques produce a surface that cannot be properly sealed.

The standard range of SKF SPEEDI-SLEEVE sizes covers shaft diameters from .472" to 8" (12 mm to 200 mm). The SKF SPEEDI-SLEEVE is thin-walled, 0.011" (0,28 mm), and made of high quality stainless steel.

The contact surface is wear-resistant with a finish of R_a 10 to 20 μin (0,25 to 0,5 μm). No expensive machining or preparation is required before mounting. Downtime is reduced since installation only takes a few minutes.

While installation is simple, it must be done with care in order to assure proper results. An installation tool is packaged with every sleeve.

Ask your SKF sales representative for more information about SKF SPEEDI-SLEEVE, including SKF SPEEDI-SLEEVE Gold for extra abrasive, high-contamination environments and recommended when combined with a fluororubber material.

See the reverse side of this flyer for easy installation instructions and the most common applications for SKF SPEEDI-SLEEVE.

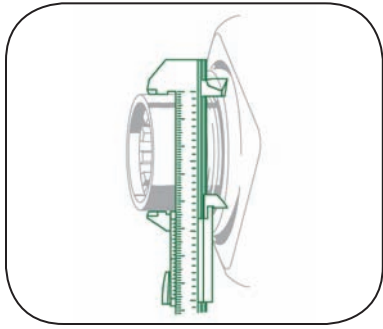


scored

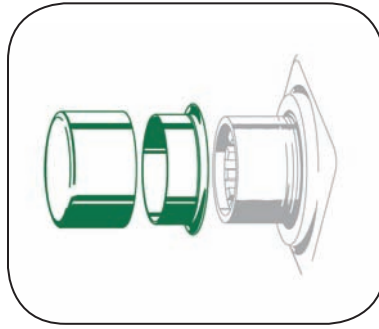
restored



Major steps for installing a new SKF SPEEDI-SLEEVE.



Clean and measure the diameter of the worn shaft and mark the area where the sleeve will cover the scored portion of the shaft.



Place SKF SPEEDI-SLEEVE on to the shaft and then place special installation tool over the sleeve.

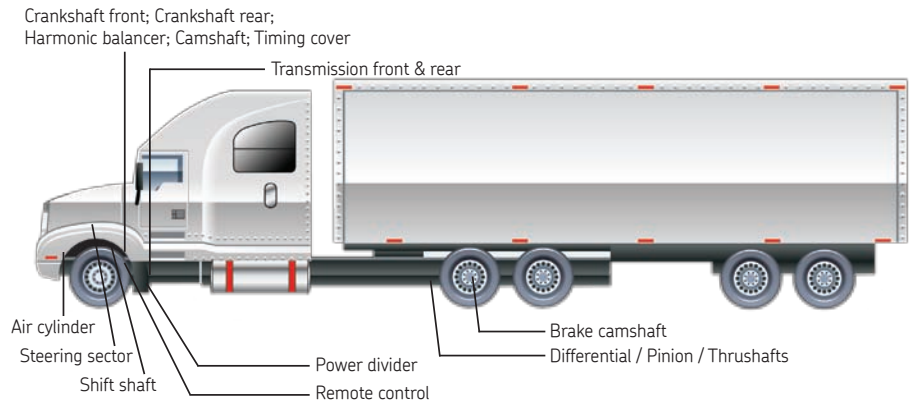
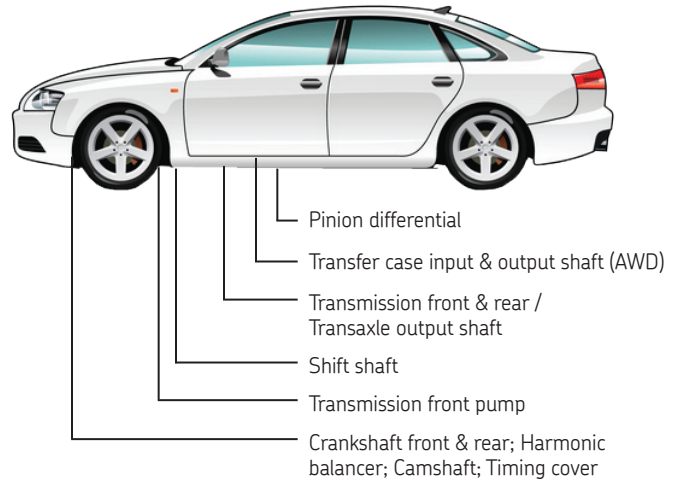
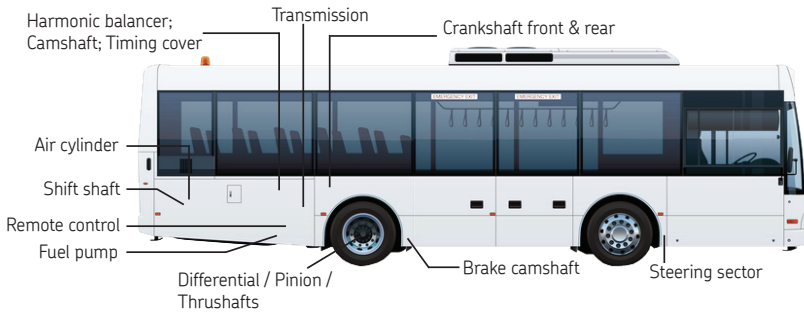


Tap installation tool with mallet until sleeve is seated on shaft over the marked area. Remove installation tool.*

* Note: In certain applications, the flange will need to be removed. Please check instructions that are included with each SPEEDI-SLEEVE or SPEEDI-SLEEVE Gold to avoid damage.

Applications

The SKF SPEEDI-SLEEVE can be used on most worn shafts. The illustrations shown here suggest just a few of the most popular applications.



© SKF and SPEEDI-SLEEVE are registered trademarks of the SKF Group.

© SKF Group 2009

The contents of this publication are the copyright of the publisher and may not be reproduced (even extracts) unless permission is granted. Every care has been taken to ensure the accuracy of the information contained in this publication but no liability can be accepted for any loss or damage whether direct, indirect or consequential arising out of the use of the information contained herein.

