



**TECTRAN**  
Solutions for Transportation Equipment

## TEC-CLAMP LINEUP The durable clamping Solution

Hooking-up tractor/trailer connection lines just got easier! The new **TEC-CLAMP** allows you to lock in your lines and go! No tools or hardware needed for fast, easy installations! Versatile design can be used with both rubber air hose or coiled tubing connections.



Patent Pending



Stainless Steel or E-Coated clip options.  
For use with both Tender kit & Pogo Stick suspension devices

"Hose Keeper" holds each line in place while installing the other lines



Heavy duty clamp design. Superior strength and high performance in the most extreme application environments. A clear leader of the pack in clamping solutions.

Corrosion resistant composite body

Optional, red "power" tab provides maximum application versatility for various sized power lines

Easy to use aluminum locking clasp - No tools needed!

Part No. 9887  
Stk. Code 47301



**2-Hole**



Part No. 9888  
Stk. Code 47261



**3-Hole**

Patent D772,867



Part No. 9889  
Stk. Code 47303



**4-Hole**



PRODUCT BULLETIN



## TEC-CLAMP PARTS COVERAGE

Part No.	Stk Code	Description
9887	47301	2-Hole with E-coated clip
9887ST	47302	2-Hole Stainless steel clip
9888	47261	3-Hole with E-coated clip
9888ST	47269	3-Hole Stainless steel clip
9889	47303	4-Hole E-coated clip
9889ST	47304	4-Hole Stainless steel clip
9888TAB	47270	Red "power" insert tab (10 pack)
94-0106	47271	E-Coated clip
94-0102	47067	Stainless steel clip

The **TEC-CLAMP** is also available on our Pogo Stick and Tender kit suspension products




### INSTALLATION GUIDE

**STEP 1** OPEN TEC-CLAMP BY UNLATCHING THE ALUMINUM LOCKING CLASP



**STEP 2** TEST CABLE FIT (3 & 4-Hole)


- Place the cable in the center position labeled "power" and latch clamp
- Once you have determined if you need the red "power" tab remove cable - powercoil will be reinstalled in Step 5




*Typically ABS (green) style cables with larger diameters will not require the red "power" tab. Standard black cables with smaller diameters may require red "power" tab.*

**CAUTION:** Ensure that you are not pinching or collapsing the cable by utilizing the red "power" tab. Use only as needed.

**STEP 3** SECURE FIRST AIRLINE INTO HOSE KEEPER LABELED "AIR-1"



**STEP 4** INSTALL SECOND AIRLINE INTO HOSE KEEPER LABELED "AIR-2"



**STEP 5** INSTALL POWER CABLE INTO MIDDLE SECTION LABELED "POWER"



**STEP 6** CLOSE THE TEC-CLAMP AND LOCK CLASP



HANG CLAMP FROM APPROPRIATE SUSPENSION DEVICE USING ATTACHED CLIP

**2-Hole**



**4-Hole**

• 4-hole **TEC-CLAMP** has 2 power cable sections in center hole positions







**TECTRAN**  
Solutions for Transportation Equipment

## TEC-CLAMP New durable clamping Solution

Hooking-up tractor/trailer connection lines just got easier! The new 3 hole **TEC-CLAMP** allows you to lock in your lines and go! No tools or hardware needed for fast, easy installations! Versatile design can be used with both rubber air hose or coiled tubing hook-ups.



Patent Pending



Part No. 9888  
Stk. Code 47261  
with E-coated clip



Part No. 9888ST  
Stk. Code 47269  
with Stainless steel clip



Stainless Steel or E-Coated clip options.  
For use with both Tender kit & Pogo Stick suspension devices

Heavy duty clamp design. Superior strength and high performance in the most extreme application environments. A clear leader of the pack in clamping solutions.

Easy to use aluminum locking clasp - No tools needed!

Optional, red "power" tab provides maximum application versatility

Corrosion resistant composite body

Quick guide installation instructions embossed on clamp body

"Hose Keeper" holds each line in place while installing the other lines



PRODUCT BULLETIN



## TEC-CLAMP PARTS COVERAGE

Part No.	Stk Code	Description
9888	47261	<b>TEC-CLAMP</b> with E-coated clip
9888ST	47269	<b>TEC-CLAMP</b> with Stainless steel clip
9888TAB	47270	Red "power" insert tab (10 pack)
94-0106	47271	E-Coated clip
94-0102	47067	Stainless steel clip



Part No. 9888  
Stk. Code 47261

## INSTALLATION GUIDE

**STEP 1** OPEN TEC-CLAMP BY UNLATCHING THE ALUMINUM LOCKING CLASP



**STEP 2** TEST CABLE FIT


- Place the cable in the center position labeled "power" and latch clamp
- Once you have determined if you need the red "power" tab remove cable - powercoil will be reinstalled in step 5



Typically ABS (green) style cables with larger diameters will not require the red "power" tab. Standard black cables with smaller diameters may require red "power" tab.

**CAUTION:** Ensure that you are not pinching or collapsing the cable by utilizing the red "power" tab. Use only as needed.

**STEP 3** SECURE FIRST AIRLINE INTO HOSE KEEPER LABELED "AIR-1"



**STEP 4** INSTALL SECOND AIRLINE INTO HOSE KEEPER LABELED "AIR-2"



**STEP 5** INSTALL POWER CABLE INTO MIDDLE SECTION LABELED "POWER"



**STEP 6** CLOSE THE TEC-CLAMP AND LOCK CLASP



HANG CLAMP FROM APPROPRIATE SUSPENSION DEVICE USING ATTACHED CLIP



Patent Pending



**TECTRAN**  
Solutions for Transportation Equipment

## TENDER KIT with TEC-CLAMP

Securing tractor/trailer connection lines just got even easier! Tectran's new 3 hole **TEC-CLAMP** is now available on our Tender Kit products. Simply lock in your lines and go! No tools or hardware needed for fast, easy installations! Versatile design can be used with both rubber air hose or coiled tubing connections.



### SINGLE TENDER KIT w/TEC-CLAMP

Part No.	Stk Code	Length
9820-1	47281	16"
9821-1	47283	25"

### DOUBLE TENDER KIT w/TEC-CLAMP

Part No.	Stk Code	Length
9820-2	47282	16"
9821-2	47284	25"

### PARTS SOLD SEPARATELY

Part No.	Stk Code	Description
9428	47102	25" Sleeve Only
9429	47107	16" Sleeve Only
94-0104	47128	Large Snap Clip
9888	47261	TEC-CLAMP w/ E-coated Clip
9888TAB	47270	Red "power" tab - 10 Pack
94-0106	47271	E-Coated Clip

- Superior strength and high performance in the most extreme application environments
- Heavy duty clamp design
- Corrosion resistant composite body
- Quick guide installation instructions embossed on clamp body
- Red "power" tab provides maximum application versatility
- Easy to use aluminum locking clasp - No tools needed!



PRODUCT BULLETIN