


# Operating Instructions



**NOTE:** Hammering this tool will void your warranty.


## Removal

- 1 Position the strut compressor tool over the strut and tighten the tool until it stays in position (some suspensions require the 90102-10 offset arm to be installed first which require the E-Clip and Pivot to be removed first).
- 2 Loosen the bolts on both ends of the strut.
- 3 Tighten or loosen the strut compressor accordingly until the mounting bolts do not have any tension on them.
- 4 Holding the hub in place, remove the wheel end mounting bolt first then remove the inboard mounting bolt.
- 5 Take note of the length on the built-in measuring device.
- 6 Loosen the strut compressor until the strut can be removed.

## Installation

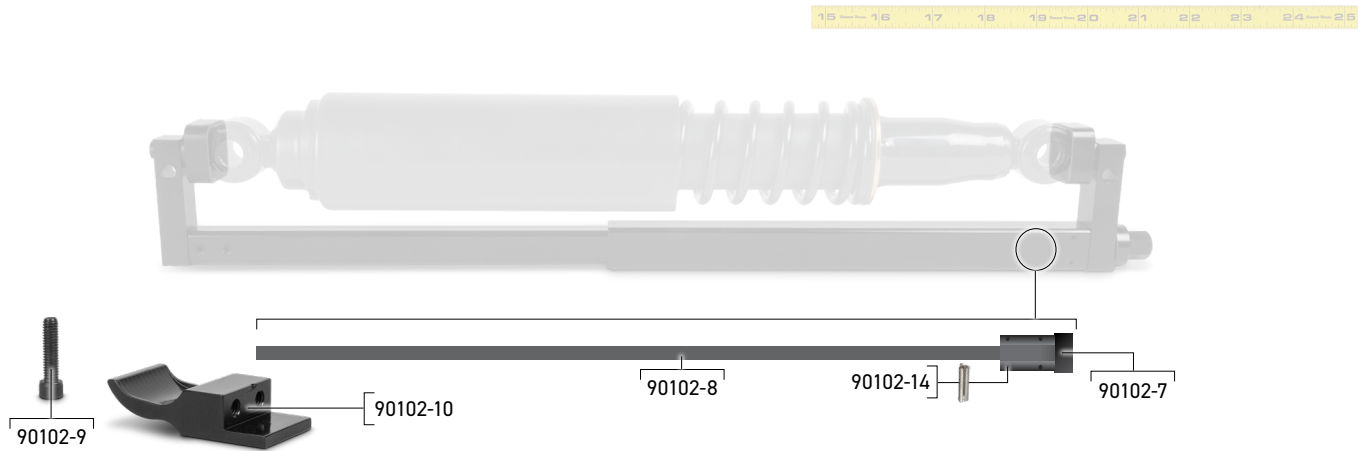
- 1 Position new strut in to the tool and tighten until you have reached the above noted length.
- 2 Place the tool and strut in to position and install fastener in the inboard side first.
- 3 Install fastener in to the outboard side and remove the strut compressor.
- 4 Torque the bolts to manufacturers specifications.

# Parts Breakdown



| Part Number | Description              | Qty. |
|-------------|--------------------------|------|
| 90102-1     | Solid Foot               | 1    |
| 90102-2     | Inner Tube               | 1    |
| 90102-3     | Large Foot               | 1    |
| 90102-4     | Large Tube               | 1    |
| 90102-5     | Anvil                    | 2    |
| 90102-6     | Hex Drive                | 1    |
| 90102-11    | 1/2" E Clip              | 3    |
| 90102-12    | 3/16" x 1.25" Spring Pin | 2    |
| 90102-13    | 3/16" x .75" Spring Pin  | 1    |
| 90102-15    | 1/4" x 1" Spring Pin     | 2    |
| 90102-16    | Measuring Tape Sticker   | 1    |

# Parts Breakdown



| Part Number | Description            | Qty. |
|-------------|------------------------|------|
| 90102-7     | Threaded Block         | 1    |
| 90102-8     | Forcing Screw          | 1    |
| 90102-9     | 3/8" - 16 X 2 SHCS     | 1    |
| 90102-10    | Offset Arm             | 1    |
| 90102-14    | 1/8" X 7/8" Spring Pin | 4    |