

**HEDMAN  
HEDDERS®**

**TD TRANS  
DAPT®**  
PERFORMANCE PRODUCTS

***Hamburger's*®**  
Performance Products

# CLASSIC MUSCLE CAR & TRUCK PERFORMANCE... IT'S WHAT WE DO!



**HEDMAN HEDDERS**  
"PROUD TO SAY... MADE IN U.S.A."

STAINLESS STEEL  
LONG TUBE  
SWAP HEADERS

Hedman Hedders has been manufacturing headers in the USA since 1954, and Trans-Dapt Performance Products just celebrated its 60th year in the performance aftermarket. During this time, we've developed many unique headers, engine swap components and performance oriented products for the hobby's most popular muscle car and truck platforms.

This inside cover shows some of the new products available from The Hedman Performance Group.



CNC MACHINED LS & SB CHEVY ENGINE MOUNT KITS



CUSTOM EXHAUST HANGER KITS  
PAGE 41

MULTIPLE GROMMET POSITIONS  
2 CLAMP POSITIONS



BILLET ALUMINUM SB/BB CHEVY THERMOSTAT RISERS  
PAGE 138



304 STAINLESS TURBO HEADERS  
PAGE 32

# ...AND WE DO IT THE RIGHT WAY



LS ENGINE SWAP OIL PAN/FILTER INTEGRATION KIT  
PAGE 125




# TABLE OF CONTENTS



## PRODUCT SECTION

<b>Product Warranties</b>	
<b>EFI Spacers</b>	
<b>Carburetor Spacers</b>	
<b>Carburetor Adapters</b>	
<b>Air Cleaners &amp; Elements</b>	
<b>Fuel System Components</b>	
<b>Pedals &amp; Carburetor Linkage</b>	
<b>Carburetor Linkage</b>	
<b>Oil Filter Relocation Systems</b>	
<b>Oil Filtration Components &amp; Accessories</b>	
<b>Differential Covers</b>	
<b>Transmission Mounts &amp; Adapters</b>	
<b>Swap-In-A-Box™ Engine Swap Kits</b>	
<b>Engine Mounts</b>	
<b>Engine Accessory Kits</b>	
<b>Valve Covers, Breathers &amp; Accessories</b>	
<b>LS Engine Valley Cover &amp; Valve Cover Adapters</b>	
<b>Shop Equipment</b>	
<b>Oil Pans &amp; Accessories</b>	
<b>Transmission Pans &amp; Accessories</b>	
<b>Dipsticks</b>	
<b>Timing Covers</b>	
<b>Cooling System Components</b>	
<b>Water Necks</b>	
<b>Brackets</b>	
<b>Hood Locks &amp; Pins</b>	
<b>Pulleys</b>	
<b>Spark Plug Wire Looms</b>	
<b>Ignition System</b>	
<b>Custom Accessories</b>	
<b>Wheel Adapters &amp; Spacers</b>	

## THREE MPFI SPACER DESIGNS AVAILABLE TO MEET YOUR PERFORMANCE NEEDS!



The Torque-Curve™ design increases air intake volume and velocity, and conditions air at the throttle blade for the most performance gains from any EFI spacer. You will immediately notice better throttle response and torque.



The WIDE-OPEN™ plenum design of these spacers improves mid- to high-end torque. This spacer model is the ideal spacer for tow vehicles, or when frequent, wide open throttle use is required.



These are Trans-Dapt's original spacer design. SMOOTH-BORE™ spacers increase intake volume and velocity to provide mild performance gains across the entire RPM range.

## TORQUE-CURVE Performance EFI Spacers

- NO WHISTLE!
- Increased Torque
- Better Fuel Efficiency
- Quicker Throttle Response
- Outperforms the Competition
- Easy To Install. Usually Less Than 30 Minutes
- Exclusively On Hamburger's & Trans-Dapt EFI Spacers
- All Spacers Include Gaskets & Mounting Hardware

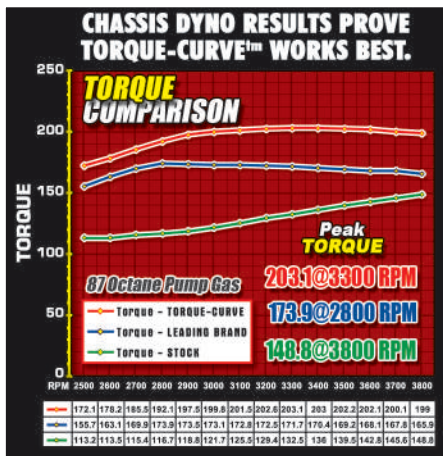


### DYNO PROVEN PERFORMANCE GAINS

Your vehicle's EFI system constantly adjusts the air/fuel ratio to the engine to suite environmental and driving conditions at any given moment. If your engine needs more air, and your throttle body can't meet that need, your overall performance diminishes. Torque-Curve's proprietary plenum design technology allows more air to be drawn into the engine by reducing induction turbulence, leading to improved performance from your engine and all its performance add-ons.

The diagrams to the right show how Torque-Curve's unique port design affects airflow through your engine's throttle body, speeding up flow, allowing a higher volume of air to reach your intake manifold. Since our spacers work by smoothing out airflow, and not by making it more turbulent, they work without creating the whistle typically associated with throttle body spacers.

Chassis dyno testing of the Torque-Curve Design, on a 1998 BB Chevy Motor showed an 18+ ft. lbs. torque increase over stock, and 20+ ft. lbs. more than the leading competitor's spacer. That's at the rear wheels! See the charts above for test results with an '04 GM truck.



### PREMIUM CONSTRUCTION Billet Aluminum Multi-Port Fuel Injection (MPFI) Spacers

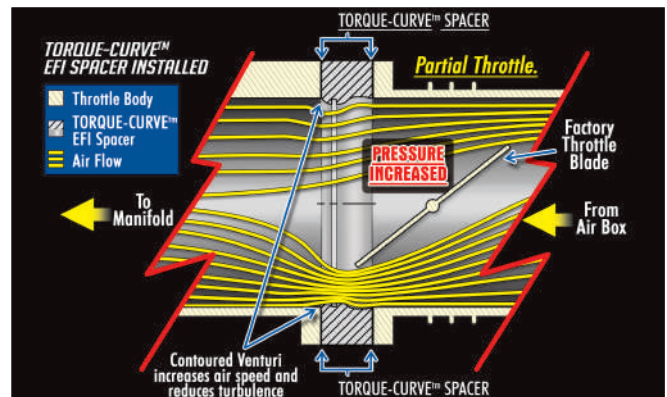
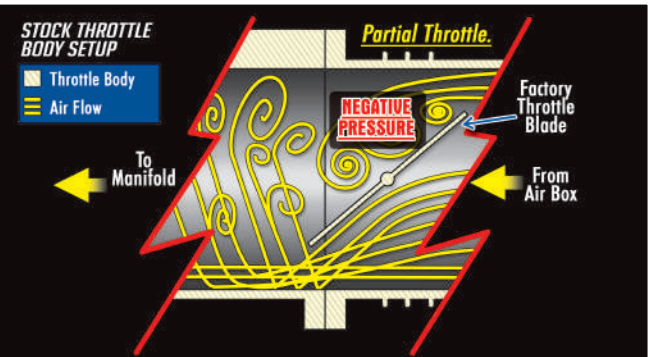


- CNC Machined
- Billet Aluminum Construction
- Limited Lifetime Warranty
- Made In The U.S.A.!

### STANDARD-DUTY CONSTRUCTION Cast Aluminum Multi-Port Fuel Injection (MPFI) Spacers



- 50-State Legal Designs E.O. #D-578-1
- Cast Aluminum Construction
- 1 Year Warranty
- Affordably Priced
- Made In The U.S.A.!



TORQUE-CURVE™ Spacer technology is available Exclusively on Trans-Dapt and Hamburger's Performance EFI spacers!

96-00 CHEVY/GM TRUCKS/SUVS 5.7L VORTEC



2765

96-00 SB Chevy/GMC 1500, 2500, 3500 Trucks & SUVs, Tahoe, Suburban & Yukon, Cadillac Escalade 5.0L, 5.7L Vortec V8

TDTRANS DAPT	
SPACER NUMBER	REPLACEMENT GASKET
2565	2079
2765	2079

TORQUE-CURVE Design	2565	2079
SMOOTH-BORE Design	2765	2079

96-06 CHEVY/GM TRUCKS 4.3L VORTEC V6



96-06 Chevy/GMC 1500 Trucks, S-10/Blazer, S-15/Sonoma, Jimmy Vortec 4.3L Vortec V6

TDTRANS DAPT	
SPACER NUMBER	REPLACEMENT GASKET
2564	2079
2764	2079

TORQUE-CURVE Design	2564	2079
SMOOTH-BORE Design	2764	2079

96-00 CHEVY/GM TRUCKS/SUVS 7.4L VORTEC



96-00 BB Chevy/GMC Trucks, 2500, 3500 Trucks & SUVs, Suburban & Motorhomes Vortec 7.4L

TDTRANS DAPT	
SPACER NUMBER	REPLACEMENT GASKET
2567	2079

TORQUE-CURVE Design	2567	2079
---------------------	------	------

99-06 CHEVY/GM TRUCKS/SUVS 4.8, 5.3 & 6.0L



3262

99-06 Chevy/GMC (2007 Classic) 1500, 2500, 3500 trucks, SUVs, Suburban, Tahoe, Yukon, Yukon XL, Escalade, H2 & motorhomes with 4.8, 5.3, 6.0 & 8.1L. Gasoline, Hybrid and Methanol engines.

Hamburger's Performance Products	
SPACER NUMBER	REPLACEMENT GASKET
3262*	2079

TORQUE-CURVE Design	3262*	2079
---------------------	-------	------

CAST ALUMINUM MODELS

TDTRANS DAPT	
SPACER NUMBER	REPLACEMENT GASKET
2566	2079
2766	2079

TORQUE-CURVE Design	2566	2079
SMOOTH-BORE Design	2766	2079

▲Some Truck & SUV applications may require fan spacer #2599. See Page 62

\*Not legal for sale or use on pollution controlled motor vehicles

02-10 GM GMT360 PLATFORM 4.2L INLINE 6



Fits a variety of 2002-10 GMT360 platform vehicles with an Inline 6 engine, including Trailblazer, Envoy, Colorado, Canyon, Bravada and Ranier.

Hamburger's Performance Products	
SPACER NUMBER	REPLACEMENT GASKET
3264*	2079

TORQUE-CURVE Design	3264*	2079
---------------------	-------	------

07-10 CHEVY/GM TRUCKS/SUVS 4.8, 5.3, 6.0L



2007-10 Chevy/GMC Trucks, Suburban, Tahoe, Yukon with 4.8, 5.3 or 6.0L (New body style) Gasoline and Methanol engines

Hamburger's Performance Products	
SPACER NUMBER	REPLACEMENT GASKET
3267*	2101

TORQUE-CURVE Design	3267*	2101
---------------------	-------	------

92-02 DODGE RAM 2500-3500 8.0L V10



2671

92-02 Dodge Ram 1500, 2500 & 3500 3.9, 5.2, & 5.9L

TDTRANS DAPT	
SPACER NUMBER	REPLACEMENT GASKET
2671	2080
2771	2080

WIDE-OPEN Design	2671	2080
SMOOTH-BORE Design	2771	2080

99-02 DODGE RAM 1500-3500 3.9, 5.2 & 5.9L



2615

99-02 Dodge Ram 1500-3500 3.9, 5.2 & 5.9L

TDTRANS DAPT	
SPACER NUMBER	REPLACEMENT GASKET
2515	2080
2615	2080
2715	2080

TORQUE-CURVE Design	2515	2080
WIDE-OPEN Design	2615	2080
SMOOTH-BORE Design	2715	2080



**87-95 FORD BRONCO, F-150 5.0L, 5.8L V8**



87-95 Ford Bronco & F-150 5.0L & 5.8L V8

TD TRANS DAPT		
	SPACER NUMBER	REPLACEMENT GASKET
TORQUE-CURVE Design	2518	2093
SMOOTH-BORE Design	2718	2093


**04-10 FORD TRUCKS/SUVS 5.4L V8**



04-10 Ford Expedition, F-250, F-350; Super Duty with 5.4L V8; 04-10 F-150 with 5.4L V8; 06-08 Lincoln Mark LT 5.4L V8

Hamburger's Performance Products		
	SPACER NUMBER	REPLACEMENT O-RING
TORQUE-CURVE Design	3265*	MSC143

**97-04 FORD TRUCKS & SUVS 4.6L, 5.4L (2V) V8**



97-04 Ford F-150 (old body) & Expedition 4.6L, 5.4L (2V), 98-99 Lincoln Navigator 5.4L V8, 04-07 F-150 4.6L, 96-00 Crown Victoria/Marquis

TD TRANS DAPT		
	SPACER NUMBER	REPLACEMENT GASKET
TORQUE-CURVE Design	2517	2092


**91-06 JEEP YJ & XJ 2.5L AND 4.0L**



91-06 Jeep YJ/XJ/Cherokee 4.0L, 91-99 Jeep YJ/XJ Wrangler 2.5L 4 cylinder

TD TRANS DAPT		
	SPACER NUMBER	REPLACEMENT GASKET
TORQUE-CURVE Design	2572	2097
SMOOTH-BORE Design	2772	2097

**99-04 FORD F-150 - F-250 5.4L**



99-04 Ford F-250 & F-350 trucks with 5.4L V8

TD TRANS DAPT		
	SPACER NUMBER	REPLACEMENT GASKET
TORQUE-CURVE Design	2570	2092

**04-09 NISSAN TITAN / ARMADA 5.6L V8**



Fits 2004-09 Nissan Titan trucks and Armada SUVs.

Hamburger's Performance Products		
	SPACER NUMBER	REPLACEMENT O-RING
TORQUE-CURVE Design	3270*	MSC145

**99-04 FORD F-250-F-550, MOTORHOMES 6.8L, V10**



99-04 Ford F-250, F-350, F-450, F-550 & Motorhomes 6.8L V10

TD TRANS DAPT		
	SPACER NUMBER	REPLACEMENT GASKET
WIDE-OPEN Design	2669	2095
SMOOTH-BORE Design	2769	2095




\*Not legal for sale or use on pollution controlled motor vehicles

^Part numbers in **PURPLE** will be discontinued when inventory is depleted.



CARBURETOR TO TBI CONVERSION ADAPTER PLATES

- Improved Cold Starts
- Less Elevation Sensitivity
- 3 Different TBI Positions Available
- For GM & Holley TBI Systems
- Gaskets & Hardware Included
- 1/4" Tall for Ample Hood Clearance



NOTE: 87-95 GM 5.0-5.7L=1-3/4". 87-95 GM 7.4L, Holley=2". If using a 91-95 7.4L TBI you must use Trans-Dapt spacer part #2536 or 2736.

GM TBI TO QUADRAJET 4BBL



For mounting a stock 1986-95 Chevy or GMC truck, or Holley TBI system to any Q-Jet, Thermoquad or Spread Bore.

DESCRIPTION	PART #
SB Chevy TBI REAR Mount to QuadraJet 4V	2206*
SB Chevy TBI CENTER Mount to QuadraJet 4V	2211*
SB Chevy TBI FRONT Mount to QuadraJet 4V	2208*
BB Chevy TBI REAR Mount to QuadraJet 4V	2207*
BB Chevy TBI FRONT Mount to QuadraJet 4V	2209*

GM TBI TO HOLLEY 2BBL



For mounting a stock 1986-1995 Chevy or GMC truck, or Holley TBI system to any Holley 2V 350-500-650 CFM manifold. Only 1/4" thick to maximize hood clearance.

DESCRIPTION	PART #
SB Chevy TBI FRONT Mount to Holley 2V	2204*

GM TBI TO SQUARE BORE 4BBL



For mounting a stock 1986-1995 Chevy or GMC truck, or Holley TBI system to any Square Bore 3V or 4V manifold.

DESCRIPTION	PART #
SB Chevy TBI REAR Mount to Holley 4V	2200*
SB Chevy TBI CENTER Mount to Holley/AFB 4V	2210*
SB Chevy TBI FRONT Mount to Holley 4V	2202*
BB Chevy TBI REAR Mount to Holley 4V	2201*
BB Chevy TBI FRONT Mount to Holley 4V	2203*

THROTTLE BODY INJECTION SPACERS



The slotted port design of our Swirl-Torque™ TBI Spacers creates a vortex that provides a better air/fuel mixture for greatly improved low-to mid-range torque.



The open plenum design of WIDE OPEN™ TBI Spacers promotes improved mid- to high-end torque. Ideal for towing applications, or frequent wide-open throttle use.



Smooth Bore TBI Spacers increase plenum volume and air velocity for respectable horsepower and torque gains throughout the RPM range.

THROTTLE BODY INJECTION SPACERS (TBI SPACERS)

APPLICATIONS	SWIRL TORQUE	WIDE OPEN	SMOOTH BORE
86-91 4.3L V6, 5.0L, 5.7L V8 Chevy/GMC Trucks, S-10 & SUVs (SINGLE WING NUT Air Cleaner)	2533	2633	2733
92-95 4.3L V6, 5.0L, 5.7L V8 Chevy/GMC Trucks, S-10 & SUVs (DOUBLE WING NUT Air Cleaner)	2534	2634	2734
87-90 7.4L Chevy/GMC Trucks/SUVs & Motorhomes	2535	2635	2735
91-95 7.4L Chevy/GMC Trucks/SUVs & Motorhomes	2536	2636	2736
TBI Adapter/Spacer- 87-90 7.4L or any 2" TBI to 5.0/5.7L; 1 3/4" Manifold			2737*

See Page 62 for Replacement TBI gaskets.

TBI FUEL LINE EXTENSIONS & TBI RISER PLATES

#2457 raises the TBI housing to allow 15% more air flow by the injectors, delivering a 2 to 3 horsepower gain. Fits all Chevy & GMC trucks with a 4.3L V6 or 5.0-5.7L V8s. 2458 fuel line extensions attach to existing fittings to lengthen the fuel lines and are required for all Trans-Dapt TBI spacer installations.



THREAD SIZES:  
1 fitting- 5/8"-18  
1 fitting- 9/16"-18

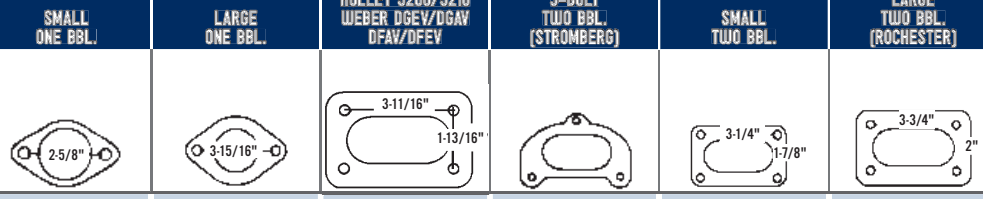
Fuel line extensions lengthen the gas lines and are strongly recommended for a SAFER installation of ALL TBI spacers.

DESCRIPTION	PART #
1/4" TBI Riser Plate. Fits '86-95 4.3L V6, 5.0L, 5.7L V8 Chevy/GMC Trucks, S-10 & SUVs	2457*
Fuel line Extensions for TBI Spacers	2458

\*Not legal for sale or use on pollution controlled motor vehicles

CARBURETOR BASE

TO FIND THE CORRECT ADAPTER MATCH THE CARBURETOR TO THE MANIFOLD.

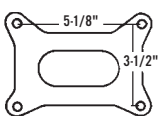
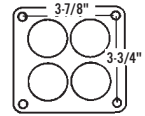
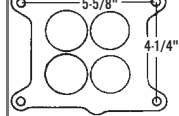
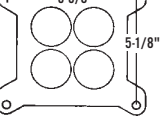
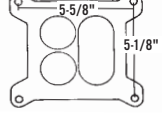
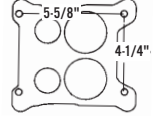
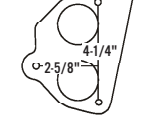
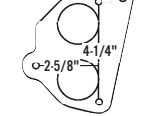


INTAKE MANIFOLD BASE

		SMALL ONE BBL. 	LARGE ONE BBL. 	HOLLEY 5200/5210 WEBER DGEV/DGAV DFAV/DFEV 	3-BOLT TWO BBL. (STROMBERG) 	SMALL TWO BBL. 	LARGE TWO BBL. (ROCHESTER) 
INTAKE MANIFOLD BASE	QUADRAJET THERMOQUAD AND SPREAD BORE 						2087
	HOLLEY THREE BARREL 					UNIVERSAL 2065	UNIVERSAL 2065
	HOLLEY FOUR BARREL 					UNIVERSAL 2065	UNIVERSAL 2065
	AFB FOUR BBL. (INCLUDING LARGE ROCHESTER) 					UNIVERSAL 2065	UNIVERSAL 2065
	SMALL ROCHESTER 					UNIVERSAL 2065	2065
	HOLLEY TWO BARREL 350-500-650 CFM 					2086	
	LARGE TWO BARREL (ROCHESTER) 						
	SMALL TWO BARREL 						
	LARGE ONE BARREL 				2025 / 2125	2025 / 2125	2025 / 2125
	SMALL ONE BARREL 				2025 / 2125	2025 / 2125	
	DATSUN 1600-1800 TOYOTA, LUV COURIER 			2107			
	DATSUN B-110, B-210 HONDA CIVIC 			2133			
	TOYOTA 20R SERIES 			2120			
TOYOTA 22R SERIES 			2181				



CARBURETOR BASE

HOLLEY TWO BBL. 350-500-650 CFM	SMALL ROCHESTER	AFB FOUR BBL. & LARGE ROCHESTER	HOLLEY FOUR BBL.	HOLLEY THREE BBL.	QUADRAJET THERMOQUAD SPREAD BORE	GM 4.3L V6 & SBC TBI 1.75" UNIT	GM 7.4L BBC TBI 2" UNIT
							
2087		Universal 2066/2266 3220-Billet	2034 Universal 2066/2266 3224-Billet 3220-Billet	Universal 2066/2266 3220-Billet	2009 / 2109	Front Mount 2208 Center Mount 2211 Rear Mount 2206	Front Mount 2209 Rear Mount 2207
UNIVERSAL 2065		2090	Spacers see page 55-61	Spacers see page 55-61	2066 / 2266	Front Mount 2202 Rear Mount 2200	Front Mount 2203 Rear Mount 2201
UNIVERSAL 2065 3223-Billet	2064	2048 Spacer 2081 Spacer Universal 2090	Spacers see page 55-61	Spacers see page 55-61	Universal 2066/2266 3220-Billet	Front Mount 2202 Center Mount 2210 Rear Mount 2200	Front Mount 2203 Rear Mount 2201
UNIVERSAL 2065 3223-Billet	2064	Universal 2064 Spacers see page 55-61	2048 Spacer 2081 Spacer Universal 2090	2090	Universal 2066/2266 3220-Billet		
2065		2062 3222-Billet	2062 3222-Billet				
Spacers see page 55-61	2065	UNIVERSAL 2065	UNIVERSAL 2065	UNIVERSAL 2065	2087	2204	
2039	2065	UNIVERSAL 2065	UNIVERSAL 2065	UNIVERSAL 2065	2087		
2040	2065	UNIVERSAL 2065	UNIVERSAL 2065	UNIVERSAL 2065	2087		
2041							
2044							
2184							



CARBURETOR SPACERS & ADAPTERS ARE ONE OF THE QUICKEST & EASIEST WAYS TO FINE TUNE, OR FIND MORE POWER FROM YOUR CARBURETOR OR EFI!









- One Of The Industry's Broadest Carburetor Spacer Lines
- Available For The Industry's Leading Carburetor Models.
- Multiple Plenum Designs.
- 4 Spacer Material Options.
- Over 50 Years Of Carburetor Spacer & Adapter Experience.
- Ideal for use on Classic-style Carburetors & New-Age, 4 BBL Electronic Fuel Injection Systems



Carburetor spacers offer many benefits. From improving the quality of the air/fuel mixture entering your intake manifold, to keeping your carburetor cooler to prevent percolation, carburetor spacers are one of the single most beneficial aftermarket components you can get for your money and they're simple to install. Carburetor spacers aren't just beneficial on old school carburetors. While perhaps not as dramatically, new-age fuel injection systems, like those from FiTech, Edelbrock and FAST benefit from the increased plenum volume a carb spacer provides. Trans-Dapt's phenolic plastic and canvas spacers also provide a thermal barrier between the EFI unit and hot intake to keep the unit cooler for better performance. If your plans are to install a 4 BBL EFI unit onto a Q-Jet manifold, well, you're going to need a carburetor adapter to marry the two.

Trans-Dapt Performance Products started offering cast aluminum carburetor spacers and adapters to auto enthusiasts back in the 1960s. Today, with the addition of new materials, applications and plenum design, Trans-Dapt, along with its Hamburger's Performance Products premium brand of CNC, billet models, the line has grown to become one of the premier carburetor spacer and adapter lines in the world.

Review the info below to learn more about the various spacer model and material options available from Hamburger's and Trans-Dapt Performance Products.

<b>CARBURETOR SPACER &amp; ADAPTER PLENUM DESIGN OPTIONS</b>	<b>STANDARD DESIGN SMOOTH-BORE PORT</b>	 <p>Standard ported design spacers add plenum length to speed up the air/fuel mixture into the intake manifold.</p>	<b>SWIRL-TORQUE™ SLOTTED PORT</b>	 <p>The computer generated design of our Swirl-Torque™ plenum design provides superior atomization and improves overall air/fuel mixture quality for significant gains in torque</p>	
	<b>TORQUE-FLOW™ CONNICAL PORT</b>	 <p>The conical design of our Torque-Flow™ plenum design creates a venturi effect to draw more air and fuel into the engine. This design is available on Hamburger's CNC billet aluminum spacers</p>	<b>OPEN PLENUM UNPORTED</b>	 <p>The open plenum design of these spacers significantly increases plenum volume, and are ideal for wide open throttle applications, like drag racing.</p>	
	<b>CARBURETOR SPACER &amp; ADAPTER MATERIAL OPTIONS</b>	<b>CNC BILLET &amp; CAST ALUMINUM</b>	 <p>Hamburger's Performance Billet machined spacers take durability and precision to the next level and are suitable for any service from weekend cruising, to wide-open throttle on the track.</p>	<b>CANVAS &amp; PLASTIC PHENOLIC</b>	 <p>Heat is the enemy of power and Trans-Dapt's Phenolic material spacers virtually eliminate vapor lock and percolation trouble. Their excellent insulating property prevents heat transfer from the manifold to the carburetor housing, keeping it and your fuel, cooler. A MUST in warmer climates!</p>
		<b>CAST ALUMINUM</b>	 <p>Trans-Dapt Performance's Cast aluminum spacers are durable, affordable, and have been a mainstay of the Trans-Dapt line for over 5 decades.</p>	<b>CAST ALUMINUM</b>	



## 2 BBL HOLLEY CARBURETOR SPACERS

For use on Holley 350-500-650 CFM 2 barrel carburetors. Precision aluminum construction. Spacers #3131 and 3132 are for designed and include engraved bore size to comply with Pro Mod 4 series specifications.

ALL SPACERS INCLUDE GASKETS & HARDWARE.



SPACER STYLE	PLENUM DESIGN	MATERIAL	PCV / VACUUM HOOK-UP	SPACER PART #	REPLACEMENT GASKET #	BRAND
<b>1/2" Tall</b>						
PORTED	SMOOTH-BORE	CAST ALUMINUM	NO	2136*	2132	TD TRANS DAPT
OPEN	SMOOTH-BORE	CAST ALUMINUM	NO	2134*	2132	TD TRANS DAPT
<b>1" Tall</b>						
PORTED	SMOOTH-BORE	BILLET ALUMINUM	NO	2540*	2132	Hamburger's Performance Products
PORTED	PRO-MOD 4 Spec	BILLET ALUMINUM	NO	3131*	2132	Hamburger's Performance Products
PORTED	SWIRL-TORQUE	CAST ALUMINUM	NO	2527*	2132	TD TRANS DAPT
PORTED	SMOOTH-BORE	CAST ALUMINUM	NO	2137*	2132	TD TRANS DAPT
OPEN	SMOOTH-BORE	CAST ALUMINUM	NO	2135*	2132	TD TRANS DAPT
<b>2" Tall</b>						
PORTED	SMOOTH-BORE	BILLET ALUMINUM	NO	2541*	2132	Hamburger's Performance Products
PORTED	PRO-MOD 4 Spec	BILLET ALUMINUM	NO	3132*	2132	Hamburger's Performance Products

## 4 BBL HOLLEY & AFB CARBURETOR SPACERS

These spacers are designed for use with square-bore 4 barrel carburetor spacers. Available in 3/8" to 2" spacer heights, and manufactured in a variety of materials to meet your performance goals. Most models have mounting points that allow them to be used with both Holley and AFB carburetors. Plastic phenolic spacers fit Holley carburetor models only. For maximum effectiveness on dual plane intake manifolds, use spacers #3217, 3218, 3219 or 3221, which are designed specifically for dual plane (a.k.a. 180°) intake manifolds. Not for use on carburetors with AVS.

ALL SPACERS INCLUDE GASKETS & HARDWARE.




SPACER STYLE	PLENUM DESIGN	MATERIAL	PCV / VACUUM HOOK-UP	SPACER PART #	REPLACEMENT GASKET #	BRAND
<b>3/8" TALL</b>						
PORTED	SMOOTH-BORE	CAST ALUMINUM	NO	2280*	2033	TD TRANS DAPT
PORTED	SMOOTH-BORE	CANVAS PHENOLIC	NO	2446*	2033	TD TRANS DAPT
OPEN	SMOOTH-BORE	CAST ALUMINUM	YES	2094*	2069	TD TRANS DAPT
OPEN	SMOOTH-BORE	CAST ALUMINUM	NO	2063*	2069	TD TRANS DAPT
OPEN	SMOOTH-BORE	CANVAS PHENOLIC	NO	2444*	2069	TD TRANS DAPT
<b>1/2" TALL</b>						
PORTED	SWIRL-TORQUE	PLASTIC PHENOLIC	NO	2528*	2033	TD TRANS DAPT
PORTED	SMOOTH-BORE	PLASTIC PHENOLIC	NO	2370*	2033	TD TRANS DAPT
OPEN	SMOOTH-BORE	PLASTIC PHENOLIC	NO	2180*	2069	TD TRANS DAPT
<b>1" TALL</b>						
PORTED	TORQUE-FLOW	BILLET ALUMINUM	NO	3211*	2033 & 2069	Hamburger's Performance Products
PORTED	SMOOTH-BORE	BILLET ALUMINUM	NO	2542*	2033	Hamburger's Performance Products
PORTED	SWIRL-TORQUE	PLASTIC PHENOLIC	YES	2529*	2033	TD TRANS DAPT
PORTED	SWIRL-TORQUE	PLASTIC PHENOLIC	NO	2531*	2033	TD TRANS DAPT
PORTED	SWIRL-TORQUE	CAST ALUMINUM	YES	2431*	2033	TD TRANS DAPT
PORTED	SWIRL-TORQUE	CANVAS PHENOLIC	YES	2550*	2033	TD TRANS DAPT
PORTED	SWIRL-TORQUE	CANVAS PHENOLIC	NO	2551*	2033	TD TRANS DAPT



4 BBL HOLLEY & AFB CARBURETOR SPACERS (CONTINUED)

ALL SPACERS INCLUDE GASKETS & HARDWARE.

SPACER STYLE	PLENUM DESIGN	MATERIAL	PCV / VACUUM HOOK-UP	SPACER PART #	REPLACEMENT GASKET #	BRAND
<b>1" TALL (continued)</b>						
PORTED	SMOOTH-BORE	CAST ALUMINUM	YES	2187*	2033	<b>TD</b> TRANS DAPT
PORTED	SMOOTH-BORE	CANVAS PHENOLIC	NO	2447*	2033	<b>TD</b> TRANS DAPT
PORTED	SMOOTH-BORE	CANVAS PHENOLIC	YES	2547*	2033	<b>TD</b> TRANS DAPT
PORTED	SMOOTH-BORE	PLASTIC PHENOLIC	YES	2584*	2033	<b>TD</b> TRANS DAPT
PORTED	SMOOTH-BORE	PLASTIC PHENOLIC	NO	2383*	2033	<b>TD</b> TRANS DAPT
DUAL-PLANE	TORQUE-FLOW	BILLET ALUMINUM	NO	3219*	2033	<b>Hamburger's</b> Performance Products
DUAL-PLANE	SMOOTH-BORE	BILLET ALUMINUM	NO	3217*	2033	<b>Hamburger's</b> Performance Products
OPEN	SMOOTH-BORE	BILLET ALUMINUM	NO	3201*	2069	<b>Hamburger's</b> Performance Products
OPEN	SMOOTH-BORE	CAST ALUMINUM	YES	2103*	2069	<b>TD</b> TRANS DAPT
OPEN	SMOOTH-BORE	CAST ALUMINUM	NO	2084*	2069	<b>TD</b> TRANS DAPT
OPEN	SMOOTH-BORE	PLASTIC PHENOLIC	YES	2582*	2069	<b>TD</b> TRANS DAPT
OPEN	SMOOTH-BORE	PLASTIC PHENOLIC	NO	2382*	2069	<b>TD</b> TRANS DAPT
<b>1-1/2" TALL</b>						
PORTED	TORQUE-FLOW	BILLET ALUMINUM	NO	3208*	2033 + 2069	<b>Hamburger's</b> Performance Products
PORTED	SMOOTH-BORE	BILLET ALUMINUM	NO	3207*	2033	<b>Hamburger's</b> Performance Products
OPEN	SMOOTH-BORE	BILLET ALUMINUM	NO	3200*	2069	<b>Hamburger's</b> Performance Products
DUAL-PLANE	TORQUE-FLOW	BILLET ALUMINUM	NO	3210*	2033 + 2069	<b>Hamburger's</b> Performance Products
DUAL-PLANE	SMOOTH-BORE	BILLET ALUMINUM	NO	3209*	2033	<b>Hamburger's</b> Performance Products
<b>2" TALL</b>						
PORTED	TORQUE-FLOW	BILLET ALUMINUM	NO	3212*	2033 & 2069	<b>Hamburger's</b> Performance Products
PORTED	SMOOTH-BORE	BILLET ALUMINUM	NO	2543*	2033	<b>Hamburger's</b> Performance Products
PORTED	SWIRL-TORQUE	CAST ALUMINUM	YES	2548*	2033	<b>TD</b> TRANS DAPT
PORTED	SWIRL-TORQUE	CAST ALUMINUM	NO	2432*	2033	<b>TD</b> TRANS DAPT
PORTED	SMOOTH-BORE	CAST ALUMINUM	YES	2049*	2033	<b>TD</b> TRANS DAPT
PORTED	SMOOTH-BORE	CAST ALUMINUM	NO	2048*	2033	<b>TD</b> TRANS DAPT
PORTED	SWIRL-TORQUE	PLASTIC PHENOLIC	YES	2530*	2033	<b>TD</b> TRANS DAPT
PORTED	SWIRL-TORQUE	PLASTIC PHENOLIC	NO	2532*	2033	<b>TD</b> TRANS DAPT
PORTED	SMOOTH-BORE	PLASTIC PHENOLIC	YES	2562*	2033	<b>TD</b> TRANS DAPT
PORTED	SMOOTH-BORE	PLASTIC PHENOLIC	NO	2462*	2033	<b>TD</b> TRANS DAPT
DUAL-PLANE	TORQUE-FLOW	BILLET ALUMINUM	NO	3221*	2033	<b>Hamburger's</b> Performance Products
DUAL-PLANE	SMOOTH-BORE	BILLET ALUMINUM	NO	3218*	2033	<b>Hamburger's</b> Performance Products
OPEN	SMOOTH-BORE	BILLET ALUMINUM	NO	3202*	2069	<b>Hamburger's</b> Performance Products
OPEN	SMOOTH-BORE	CAST ALUMINUM	YES	2082*	2069	<b>TD</b> TRANS DAPT
OPEN	SMOOTH-BORE	CAST ALUMINUM	NO	2081*	2069	<b>TD</b> TRANS DAPT
OPEN	SMOOTH-BORE	PLASTIC PHENOLIC	YES	2561*	2069	<b>TD</b> TRANS DAPT
OPEN	SMOOTH-BORE	PLASTIC PHENOLIC	NO	2461*	2069	<b>TD</b> TRANS DAPT



\*Not legal for sale or use on pollution controlled motor vehicles.



## 4 BBL HOLLEY & AFB 8° LEVELLING BLOCK CARBURETOR SPACERS

Keeps float-bowls level during acceleration. Leveling block spacers tilt the carburetor forward 8° to provide the optimum angle during quick acceleration and front-end lift. Excellent for marine and drag racing use.

ALL SPACERS INCLUDE GASKETS & HARDWARE.		SPACER STYLE	PLENUM DESIGN	MATERIAL	PCV / VACUUM HOOK-UP	SPACER PART #	REPLACEMENT GASKET #	BRAND
		<b>1-5/16" TALL</b>						
		PORTED	SMOOTH-BORE	CAST ALUMINUM	NO	2028*	2033	<b>TD TRANS DAPT</b>
		OPEN	SMOOTH-BORE	CAST ALUMINUM	NO	2008*	2069	<b>TD TRANS DAPT</b>

## 4 BBL AVS (ADJUSTABLE VALVE SECONDARY) CARBURETOR SPACERS

Edelbrock 650cfm carburetors with AVS (Adjustable valve secondary) technology may look like a standard 4 barrel carburetor, but the primary bores are slightly smaller than secondary bores. Using a standard 4 bbl holley type carburetor spacer will result in butterfly interference and possibly cause a stuck throttle. Hamburger's 4 barrel spacers for AVS models have staggered port sizes that match the carburetor to avoid interference.

ALL SPACERS INCLUDE GASKETS & HARDWARE.		SPACER STYLE	PLENUM DESIGN	MATERIAL	PCV / VACUUM HOOK-UP	SPACER PART #	REPLACEMENT GASKET #	BRAND
		<b>1" Tall</b>						
		PORTED	TORQUE-FLOW	BILLET ALUMINUM	NO	3225*	2033 & 2069	<b>Hamburger's Performance Products</b>
		<b>2" Tall</b>						
		PORTED	TORQUE-FLOW	BILLET ALUMINUM	NO	3226*	2033 & 2069	<b>Hamburger's Performance Products</b>

## QUADRAJET CARBURETOR SPACERS

Quadrajets (a.k.a. Q-Jet) carburetors were introduced by GM back in the mid-60s and were factory equipment until the 1990s. The significant difference between the primary and secondary venturi diameters meant they were more fuel efficient and offered excellent throttle response at partial throttle, making them an ideal street performance carburetor. The spacers in this section are design for use with Q-Jet carburetors and are available in open and ported models.

ALL SPACERS INCLUDE GASKETS & HARDWARE.		SPACER STYLE	PLENUM DESIGN	MATERIAL	PCV / VACUUM HOOK-UP	SPACER PART #	REPLACEMENT GASKET #	BRAND
		<b>1" Tall</b>						
		PORTED	TORQUE-FLOW	BILLET ALUMINUM	NO	3213*	2070 & 2078	<b>Hamburger's Performance Products</b>
		PORTED	SMOOTH-BORE	BILLET ALUMINUM	NO	2544*	2070	<b>Hamburger's Performance Products</b>
		OPEN	SMOOTH-BORE	CAST ALUMINUM	YES	2009*	2078	<b>TD TRANS DAPT</b>
		OPEN	SMOOTH-BORE	CAST ALUMINUM	NO	2109*	2078	<b>TD TRANS DAPT</b>
		<b>2" Tall</b>						
		PORTED	SMOOTH-BORE	BILLET ALUMINUM	NO	2552*	2070	<b>Hamburger's Performance Products</b>

## DOMINATOR CARBURETOR SPACERS

Holley 4500 DOMINATOR carburetors offer monstrous flow for high displacement performance and race engines. The larger bore size means regular square bore, 4 barrel spacers are not compatible. The spacers in this section have a 2" bore that matches the Dominator venturis

ALL SPACERS INCLUDE GASKETS & HARDWARE.		SPACER STYLE	PLENUM DESIGN	MATERIAL	PCV / VACUUM HOOK-UP	SPACER PART #	REPLACEMENT GASKET #	BRAND
		<b>1" Tall</b>						
		PORTED	TORQUE-FLOW	BILLET ALUMINUM	NO	3204*	2283	<b>Hamburger's Performance Products</b>
		PORTED	SMOOTH-BORE	BILLET ALUMINUM	NO	3205*	2283	<b>Hamburger's Performance Products</b>
		OPEN	SMOOTH-BORE	BILLET ALUMINUM	NO	3203*	2283	<b>Hamburger's Performance Products</b>
		OPEN	SMOOTH-BORE	CAST ALUMINUM	NO	2468*	2283	<b>TD TRANS DAPT</b>
		<b>2" Tall</b>						
		PORTED	TORQUE-FLOW	BILLET ALUMINUM	NO	3215*	2283	<b>Hamburger's Performance Products</b>
		PORTED	Smooth-Bore	BILLET ALUMINUM	NO	3206*	2283	<b>Hamburger's Performance Products</b>
		OPEN	SMOOTH-BORE	BILLET ALUMINUM	NO	3214*	2283	<b>Hamburger's Performance Products</b>
		OPEN	SMOOTH-BORE	CAST ALUMINUM	NO	2469*	2283	<b>TD TRANS DAPT</b>

\*Not legal for sale or use on pollution controlled motor vehicles.



## 2 BBL HOLLEY CARBURETOR ADAPTERS


ALL SPACERS INCLUDE GASKETS & HARDWARE.		SPACER STYLE	PLENUM DESIGN	MATERIAL	HEIGHT	PCV / VACUUM HOOK-UP	SPACER PART #	REPLACEMENT GASKET #	BRAND
		<b>2 BBL CARBURETOR TO 1BBL MANIFOLD</b> Rochester 2GC 2 BBL, Tri-Power 2 BBL, 94, 97 or 48 Stromberg carburetors to any single venturi manifold.							
OPEN	SMOOTH-BORE	CAST ALUMINUM	1-5/8"	NO	2025*	MSC012/MSC013			
		<b>HOLLEY 2 BBL CARB TO ROCHESTER 2BBL MANIFOLD</b> Holley 350-500-650 cfm 2 BBL to Large Rochester 2 BBL manifold. (See pageS 52-53 for mounting hole Dimensions)							
OPEN	SMOOTH-BORE	CAST ALUMINUM	1/2"	NO	2039*	2132			
		<b>HOLLEY 2 BBL CARB TO SMALL 2 BBL MANIFOLD</b> Holley 350-500-650 cfm 2 BBL to Small 2 BBL manifold. (See pageS 52-53 for mounting hole Dimensions)							
OPEN	SMOOTH-BORE	CAST ALUMINUM	1/2"	NO	2040*	2132			
		<b>HOLLEY Large 2 BBL CARB TO SMALL 2 BBL MANIFOLD</b> Holley 350-500-650 cfm 2 BBL to any Rochester 4-bolt 2 BBL manifold. (See pageS 52-53 for mounting hole Dimensions)							
OPEN	SMOOTH-BORE	CAST ALUMINUM	1/2"	NO	2086*	2132			
		<b>HOLLEY 2 BBL CARB TO HOLLEY 4 BBL MANIFOLD</b> Adapts any Holley 350-500-650 cfm 2 BBL to any 4 BBL manifold.							
PORTED	SMOOTH-BORE	BILLET ALUMINUM	1"	NO	3223*	2067/2069			
OPEN	SMOOTH-BORE	CAST ALUMINUM	15/16"	NO	2065*	2132/2069			
		<b>HOLLEY 2 BBL CARB TO QUADRAJET MANIFOLD</b> Adapts any Holley or Rochester 2 BBL carburetor (except Varajet & Dualjet) onto Quadrajet manifold base.							
OPEN	SMOOTH-BORE	CAST ALUMINUM	1-1/8"	NO	2087*	2132/2078			
		<b>HOLLEY 2 BBL CARB TO CHEVY L6 MANIFOLD</b> Holley 350-500-650 cfm 2 BBL to Chevy straight 6 manifold or single venturi manifolds with 2-15/16" centers.							
OPEN	SMOOTH-BORE	CAST ALUMINUM	1-1/4"	NO	2041*	2132			
		<b>HOLLEY 2 BBL CARB TO FORD L6 MANIFOLD</b> Holley 350-500-650 cfm 2 BBL to Ford straight 6 manifold or single venturi manifolds with 2-5/8" centers.							
OPEN	SMOOTH-BORE	CAST ALUMINUM	1-3/4"	NO	2044*	2132			

\*Not legal for sale or use on pollution controlled motor vehicles.



## 2 BBL HOLLEY CARBURETOR ADAPTERS (CONTINUED)


ALL SPACERS INCLUDE GASKETS & HARDWARE.




SPACER STYLE	PLENUM DESIGN	MATERIAL	HEIGHT	PCV / VACUUM HOOK-UP	SPACER PART #	REPLACEMENT GASKET #	BRAND
<b>HOLLEY 2 BBL CARB TO TOYOTA 22R MANIFOLD</b>							
Mounts Holley 350-500-650 cfm 2 BBL carburetor to Toyota 22R manifold base. Open center design.							
OPEN	SMOOTH-BORE	CAST ALUMINUM	1-3/4"	YES	2184*	2132/2188	<b>TdTRANS DAAPT</b>

## 4 BBL HOLLEY CARBURETOR ADAPTERS


ALL SPACERS INCLUDE GASKETS & HARDWARE.



SPACER STYLE	PLENUM DESIGN	MATERIAL	HEIGHT	PCV / VACUUM HOOK-UP	SPACER PART #	REPLACEMENT GASKET #	BRAND
<b>HOLLEY/AFB 4 BBL CARBURETOR TO SMALL 4 BBL MANIFOLD</b>							
Large and medium base 1-11/16" port Holley or AFB 4 BBL carbs to smaller base 1-7/16" port 4 BBL manifolds.							
PORTED	SMOOTH-BORE	CAST ALUMINUM	1/2"	NO	2064*	2033/2071	<b>TdTRANS DAAPT</b>



SPACER STYLE	PLENUM DESIGN	MATERIAL	HEIGHT	PCV / VACUUM HOOK-UP	SPACER PART #	REPLACEMENT GASKET #	BRAND
<b>HOLLEY/AFB 4 BBL CARBURETOR UNIVERSAL TO SMALL 4 BBL MANIFOLD</b>							
Large and medium base 1-11/16" port Holley or AFB 4 BBL carburetors to smaller 4 BBL base manifolds with the same port size.							
PORTED	SMOOTH-BORE	CAST ALUMINUM	1/2"	NO	2090*	2033	<b>TdTRANS DAAPT</b>



SPACER STYLE	PLENUM DESIGN	MATERIAL	HEIGHT	PCV / VACUUM HOOK-UP	SPACER PART #	REPLACEMENT GASKET #	BRAND
<b>HOLLEY/AFB 4 BBL CARBURETOR TO DOMINATOR MANIFOLD</b>							
Holley & AFB square bore carb. to Holley 4500 Dominator manifold. The open center design provides a smooth transition.							
OPEN	SMOOTH-BORE	CAST ALUMINUM	2-1/8"	NO	2381*	2069/2283	<b>TdTRANS DAAPT</b>



SPACER STYLE	PLENUM DESIGN	MATERIAL	HEIGHT	PCV / VACUUM HOOK-UP	SPACER PART #	REPLACEMENT GASKET #	BRAND
<b>HOLLEY/AFB 4 BBL CARBURETOR TO QUADRAJET MANIFOLD</b>							
For installing a square bore 4 BBL Holley carburetor to a Quadrajets manifold base. Can also be used to mount a Quadrajets Carburetor to a Holley intake base. Open and ported models available in billet aluminum or cast aluminum							
PORTED	SMOOTH-BORE	BILLET ALUMINUM	1"	NO	3224*	2033/2070	<b>Hamburger's Performance Products</b>
OPEN	SMOOTH-BORE	BILLET ALUMINUM	1"	NO	3220*	2069/2078	<b>Hamburger's Performance Products</b>
PORTED	SMOOTH-BORE	CAST ALUMINUM	1"	YES	2034*	2033/2070	<b>TdTRANS DAAPT</b>
OPEN	SMOOTH-BORE	CAST ALUMINUM	3/4"	NO	2066*	2069/2078	<b>TdTRANS DAAPT</b>
OPEN	SMOOTH-BORE	CAST ALUMINUM	3/4"	YES	2266*	2069/2078	<b>TdTRANS DAAPT</b>


\*Not legal for sale or use on pollution controlled motor vehicles.



## 4 BBL HOLLEY CARBURETOR ADAPTERS (CONTINUED)

ALL SPACERS INCLUDE GASKETS & HARDWARE.


SPACER STYLE	PLENUM DESIGN	MATERIAL	HEIGHT	PCV / VACUUM HOOK-UP	SPACER PART #	REPLACEMENT GASKET #	BRAND
--------------	---------------	----------	--------	----------------------	---------------	----------------------	-------



### HOLLEY/AFB 4 BBL CARBURETOR TO ROCHESTER MANIFOLD

For installing a Holley square bore 4 BBL carburetor to small Rochester manifolds. Smooth tapered ports create a smooth flowing transition between the carburetor venturis and the manifold. Billet and cast aluminum models available.

PORTED	SMOOTH-BORE	CAST ALUMINUM	1/2"	NO	2062*	2033/2071	<b>TdTRANS DAPT</b>
--------	-------------	---------------	------	----	-------	-----------	---------------------



### HOLLEY 4 BBL CARBURETOR TO FORD 460 MANIFOLD

Holley 4 BBL carb to 460 Ford Autolite manifold. Can use stock Ford EGR casting if desired. Drilled and tapped for PCV.


PORTED	SMOOTH-BORE	CAST ALUMINUM	15/16"	YES	2199*	2033/2279	<b>TdTRANS DAPT</b>
--------	-------------	---------------	--------	-----	-------	-----------	---------------------



## DOMINATOR 4500 CARBURETOR ADAPTERS

ALL SPACERS INCLUDE GASKETS & HARDWARE.


SPACER STYLE	PLENUM DESIGN	MATERIAL	HEIGHT	PCV / VACUUM HOOK-UP	SPACER PART #	REPLACEMENT GASKET #	BRAND
--------------	---------------	----------	--------	----------------------	---------------	----------------------	-------



### DOMINATOR CARBURETOR TO HOLLEY/AFB 4 BBL MANIFOLD

For mounting a Holley 4500 Dominator carburetor to a standard Holley & AFB manifold. The open center design provides a smooth transition between carburetor and manifold.

OPEN	SMOOTH-BORE	CAST ALUMINUM	2-1/8"	NO	2281*	2283/2069	<b>TdTRANS DAPT</b>
------	-------------	---------------	--------	----	-------	-----------	---------------------



### DOMINATOR CARBURETOR TO QUADRAJET MANIFOLD

For mounting a Holley 4500 Dominator carburetor to a Quadrajet or Thermoquad manifold. The open center design provides a smooth transition between carburetor and manifold.


OPEN	SMOOTH-BORE	CAST ALUMINUM	2-1/8"	NO	2240*	2033/2279	<b>TdTRANS DAPT</b>
------	-------------	---------------	--------	----	-------	-----------	---------------------



## QUADRAJET CARBURETOR ADAPTERS

ALL SPACERS INCLUDE GASKETS & HARDWARE.

SPACER STYLE	PLENUM DESIGN	MATERIAL	HEIGHT	PCV / VACUUM HOOK-UP	SPACER PART #	REPLACEMENT GASKET #	BRAND
--------------	---------------	----------	--------	----------------------	---------------	----------------------	-------




### QUADRAJET CARBURETOR TO HOLLEY/AFB 4 BBL MANIFOLD

For mounting a QuadraJet carburetor on to a Holley/AFB 4 BBL square-bore manifold base. Available with or without vacuum port.

OPEN	SMOOTH-BORE	CAST ALUMINUM	3/4"	NO	2066*	2078/2069	<b>TdTRANS DAPT</b>
------	-------------	---------------	------	----	-------	-----------	---------------------



OPEN	SMOOTH-BORE	CAST ALUMINUM	3/4"	YES	2266*	2078/2069	<b>TdTRANS DAPT</b>
------	-------------	---------------	------	-----	-------	-----------	---------------------



### QUADRAJET CARBURETOR TO HOLLEY/AFB 4 BBL MANIFOLD

For mounting a QuadraJet Carburetor on to a Holley or AFB 4 BBL manifold base.

OPEN	SMOOTH-BORE	CAST ALUMINUM	2-1/8"	NO	2340*	2078/2283	<b>TdTRANS DAPT</b>
------	-------------	---------------	--------	----	-------	-----------	---------------------







## WEBER DVG CARBURETOR ADAPTERS


ALL SPACERS INCLUDE GASKETS & HARDWARE.		SPACER STYLE	PLENUM DESIGN	MATERIAL	HEIGHT	PCV / VACUUM HOOK-UP	SPACER PART #	REPLACEMENT GASKET #	BRAND
		<b>WEBER DGV CARBURETOR TO B-210, CIVIC MANIFOLD</b>							
<p>Weber DGV &amp; Holley 5200-5210 Series carbs Datsun B-110, B-210 through '78 &amp; Honda Civic '72-79. (except CVCC engine).</p>		OPEN	SMOOTH-BORE	CAST ALUMINUM	3/4"	NO	2133*	2144/2142	<b>TdTRANS DAPT</b>
		<b>WEBER DGV CARBURETOR TO DATSUN 1600-1800 MANIFOLD</b>							
<p>For mounting a Weber DGV or Holley 5200-5210 Series carburetor to a Datsun 1600-1800, Toyota, Courier and others (1-3/4" x 3-1/8" pattern).</p>		OPEN	SMOOTH-BORE	CAST ALUMINUM	1-3/4"	NO	2107*	2144/2143	<b>TdTRANS DAPT</b>
		<b>WEBER DGV CARBURETOR TO JEEP 1 BBL MANIFOLD</b>							
<p>For mounting a Weber DGV/DGEV Series Carburetor to a Jeep engine with 1 bbl manifold.</p>		OPEN	SMOOTH-BORE	CAST ALUMINUM	1-5/8"	YES	2125*	MSC012/MSC013	<b>TdTRANS DAPT</b>
		<b>WEBER DGV CARBURETOR TO TOYOTA 20R MANIFOLD</b>							
<p>Weber DGV Series &amp; Holley 5200-5210 Series carbs to Toyota 20R engines. Open center design.</p>		OPEN	SMOOTH-BORE	CAST ALUMINUM	1-3/4"	YES	2120*	2144/2145	<b>TdTRANS DAPT</b>
		<b>WEBER DGV CARBURETOR TO TOYOTA 22R MANIFOLD</b>							
<p>Weber DGV Series &amp; Holley 5200-5210 Series carbs to Toyota 22R engines. Open center design.</p>		OPEN	SMOOTH-BORE	CAST ALUMINUM	1-3/4"	YES	2181*	2144/2188	<b>TdTRANS DAPT</b>

\*Not legal for sale or use on pollution controlled motor vehicles.

**TRANS-DAPT OFFERS A FULL LINE OF CHROME, ALUMINUM & FACTORY COLOR-MATCHING AIR CLEANER SET & ACCESSORIES!**  
 Turn To Pages 67-70 For a complete Listing.

8667, 2196, 2299, 8665, 6048


## CARBURETOR BASE GASKETS



Trans-Dapt Performance Products carburetor gaskets are precision cut from durable, 1/32" thick cellulose-nitrile material, for lasting service. Suitable for use with any brand carburetor spacer or adapter.

DESCRIPTION	PART #
Holley & AFB 4 bbl (ported)	2033
Holley 2 bbl (350-500-650) (open center)	2067
Holley & AFB 4 bbl (open center)	2069
Rochester Quadrajct (ported)	2070
Carter AFB 4 bbl (ported)	2071
Carter Thermoquad (ported)	2072
Quadrajct Open Carb Gasket (open plenum)	2078
Rochester 2GC 2 bbl (ported)	2089
Holley 2 bbl (open center) (slotted holes)	2132
Datsun, Honda as used in #2133	2142
Datsun, Toyota (open center) as used in #2107	2143
Weber DGV as used in #2107 & #2120	2144
Toyota 20R as used in #2120	2145
Toyota 22R as used in #2181 & # 2184	2188
Ford 460 Autolite as used in #2199	2279
Holley 4500 Dominator (perforated to open)	2283


## TBI SPACER GASKETS



Manufactured in the US using a high-temp, metal core material.

DESCRIPTION	PART #
SB Chevy/GMC 86-95 TBI Gasket (open plenum)	2074
SB Chevy/GMC 86-95 TBI Gasket (ported)	2075
BB Chevy/GMC 87-90 TBI Gasket (open plenum)	2076
BB Chevy/GMC 87-90 TBI Gasket (ported)	2077
BB Chevy/GMC 91-05 TBI Gasket (ported)	2088


## CARBURETOR STUD KITS



All kits come with 4 studs, 4 nuts, 4 washers.

OVERALL LENGTH	COURSE THREAD	FINE THREAD	KIT QUANTITY	PART #
1-3/8"	5/16"-18	5/16"-24	4	2046
2"	5/16"-18	5/16"-24	4	2047
3"	5/16"-18	5/16"-24	4	2106
3-5/16"	5/16"-18	5/16"-24	4	2108

## MPFI SPACER GASKETS



Manufactured in the US using a durable Cellulose-Nitrile material.

DESCRIPTION	PART #
Chevy/GM Truck & Motorhome all Vortec V8 & V6 MPFI Gasket	2079
Dodge Ram, Durango/Dakota 3.9-5.7L MPFI Gasket	2080
Ford F-150/250/350 4.6-5.4L MPFI Gasket	2092
Ford F-150/250/350 & Motorhome 7.5L MPFI Gasket	2093
Ford F-150/250/350 & Motorhome 6.8L MPFI Gasket	2095
Dodge Ram V10 MPFI Gasket	2096
Jeep 4.0L MPFI Gasket	2097
Replacement O-ring For #3267 '07-10 Chevy Truck Spacer	2101

## CARBURETOR ADAPTER INSTALLATION KIT



This carb adapter installation kit is for use with ALL "Universal" carb adapters on pages 70-71. Also works with many other brands of carb adapters. Each kit includes 4- 1/4"-20 x 2" studs, 4- 1/4"-20 nuts, 4 washers, 4- 1/4"-20 x 1/4" slotted screws and 4 shoulder nuts.

DESCRIPTION	PART #
Carburetor Adapter Installation Kit	2295*

## GM TRUCK & SUV FAN SPACER

This fan spacer may be necessary when installing an MPFI spacer on a GM truck or SUV. It provides additional fan clearance between the fan and the air intake elbow.



DESCRIPTION	THICKNESS	PART #
GM Fan Spacer	3/8"	2599

## Chrome, Satin Black & Aluminum Complete Air Cleaner Sets & Tops

Trans-Dapt's line of air cleaner sets, bases and tops is one of the most complete in the industry. Now, we've expanded the line to include even MORE Satin-Black Finished models, offering you new design options for your project. All air cleaner sets in this section include a replaceable filter element, stud and wing nut. For Aluminum Air Cleaner Sets and tops, turn to page 69!

### 3 MATERIALS AND FINISHES TO CHOOSE FROM




CHROME/STEEL

SATIN-BLACK/STEEL


CAST ALUMINUM

### "PERFORMANCE" STYLE AIR CLEANER SETS



DIAMETER	TOTAL HEIGHT	FILTER HEIGHT	NECK	BASE	CHROME FINISH	BLACK FINISH	REPL. FILTER
14"	3-7/8"	3"	5-1/8"	Flat	2146*	8659*	2110
14"	1-5/8"	2-1/8"	5-1/8"	Recess	2147*	8660*	2111
14"	3"	2-1/8"	5-1/8"	Flat	2148*	8661*	2111

### "RACE CAR" STYLE AIR CLEANER SETS



DIAMETER	TOTAL HEIGHT	FILTER HEIGHT	NECK	BASE	CHROME FINISH	BLACK FINISH	REPL. FILTER
14"	4-3/4"	5"	5-1/8"	Recess	2285*	8665*	2287
14"	2-3/4"	3"	5-1/8"	Recess	2284*	8664*	2110

### MUSTANG AIR CLEANER SET



DIAMETER	TOTAL HEIGHT	FILTER HEIGHT	NECK	BASE	CHROME FINISH	BLACK FINISH	REPL. FILTER
14"	3-1/4"	2"	5-1/8"	Flat	2299*	-	2111

## AIR CLEANER BASE QUICK REFERENCE GUIDE

Air cleaner assemblies can increase or decrease airflow, fuel mixture & horsepower by adjusting the height of the air flow through your carburetor. When choosing an air cleaner set or base, pay attention to hood clearance when determining the appropriate height of your air cleaner assembly. This chart shows the different types of air cleaner bases we offer.



FLAT



OFFSET



DOMINATOR



RAISED



RECESSED

### "MUSCLE CAR" STYLE AIR CLEANER SETS



DIAMETER	TOTAL HEIGHT	FILTER HEIGHT	NECK	BASE	CHROME FINISH	BLACK FINISH	REPL. FILTER
14"	4-3/4"	5"	5-1/8"	Recess	2286*	8663*	2287
14"	2-3/4"	3"	5-1/8"	Recess	2195*	8640*	2110
14"	2.75"	3"	5-1/8"	Offset	2296*	8662*	2110
14"	3-7/8"	3"	7-1/4"	Dominator	2300*	8656*	2110
14"	3-3/8"	2-1/8"	5-1/8"	Flat	2315*	8657*	2111
10"	3-1/2"	2-1/8"	5-1/8"	Raised	2282*	8641*	2113
6-3/8"	2-7/8"	2-1/2"	5-1/8"	Raised	2292*	8658*	2116

### "DEEP DISH" STYLE AIR CLEANER SETS



DIAMETER	TOTAL HEIGHT	FILTER HEIGHT	NECK	BASE	CHROME FINISH	BLACK FINISH	REPL. FILTER
4"	3-1/4"	2"	2-5/8"	Raised	2170*	8666*	2118

\* Not legal for sale or use on pollution controlled motor vehicles.

# AIR CLEANER SETS, TOPS & BASES

## LOUVERED STYLE



4-5/8" diameter. Chrome plated. Fits both 2-1/16" & 2-5/8" dia. carburetor necks. Great for 3 Deuces. 3-1/8" Total Height.\*

DESCRIPTION	CHROME FINISH	BLACK FINISH	REPL. FILTER
Louvered Air Cleaner	2339*	8667*	2118

## 3 DEUCE STYLE



4-5/8" diameter. Chrome plated. Fits both 2-1/16" & 2-5/8" dia. carburetor necks. Great for 3 Deuces. 3-1/2" Total Height.\*

DESCRIPTION	CHROME FINISH	BLACK FINISH	REPL. FILTER
3 Deuce Air Cleaner	2399*	8668*	2118

## HIGH-FLOW STYLE



Chromed steel construction. 1250 CFM free flow open screen design. Washable element. Knockout for PCV.

8" X 12" X 2-1/2" tall. Fits 5-1/8" necks.

DESCRIPTION	CHROME FINISH	BLACK FINISH	REPL. FILTER
High-Flow Air Cleaner	2196*	-	-

## TRI-FLOW AIR CLEANER



14" triangular chromed steel top, recessed base and 3" paper element. Fits 5-1/8" carburetor necks. 2-3/4" total height.\*

DESCRIPTION	CHROME FINISH	BLACK FINISH	REPL. FILTER
Tri-Flow Air Cleaner	2294*	8669*	2393

## CORVETTE STYLE LOUVERED AIR CLEANER



14" 55-57 Corvette style louvered chrome air cleaner, recessed base and 3" paper element. Fits 5-1/8" carburetor necks. 3-1/2" total height.\*

DESCRIPTION	CHROME FINISH	BLACK FINISH	REPL. FILTER
Louvered Air Cleaner	2293*	8670*	2110

## STAINLESS STEEL AIR CLEANER



14" air cleaner has a polished stainless steel top and a 3" paper element. The chrome recessed bottom fits 5-1/8" dia. carburetor necks. 2-3/4" total height.\*

DESCRIPTION	STAINLESS STEEL	BLACK FINISH	REPL. FILTER
Stainless Air Cleaner	2463*	-	2110

## OFFSET AIR CLEANER BASE



14" diameter chrome FLAT air cleaner base has the 5-1/8" neck hole offset 1-1/2" to fit GM applications with the large HEI distributors or T.B.I. injection.

DESCRIPTION	CHROME FINISH	BLACK FINISH	REPL. FILTER
Flat Offset A/C Base	2430	2428	-

## DOMINATOR AIR CLEANER BASE



Chrome-plated air cleaner base for use with Holley Dominator carburetors. May be used with any 14" round air cleaner.

DESCRIPTION	CHROME FINISH	BLACK FINISH	REPL. FILTER
Dominator A/C Base	2429	-	-

## HIGH-FLOW AIR CLEANER TOP



Increase your air intake flow up to 500 cfm with our 14" diameter chrome FLAT air cleaner top. Perfect for cowl induction hoods. For use with all 14" Filters.

DESCRIPTION	CHROME FINISH	BLACK FINISH	REPL. FILTER
High-Flow Top	2231*	-	-

## CHROME-PLATED O.E.M. REPRODUCTION STYLE AIR CLEANER TOPS



2366



2377



2384




Sealing ring included.

DESCRIPTION	DIAMETER	CHROME FINISH	BLACK FINISH
'88-92 Chevy/GMC Full-Size Pickups SB V8 & 83-88 Hurst Olds, 442, Cutlass, Monte Carlo SS with V8	15-3/8"	2366	7456
'93-95 Chevy/GMC Full-Size Pickups SB V8 (Dual Wing Nut)	15-3/8"	2377	7457
'94-04 Chevy S-10, GMC S-15 Pickups 4.3L V6 (Dual Wing Nut)	12-3/4"	2384	-

\* Not legal for sale or use on pollution controlled motor vehicles.

\* Total Height refers to the minimum clearance required above carburetor flange.

ROUND ALUMINUM AIR CLEANER SETS



These polished aluminum air cleaner sets are 14" in diameter, and are available in 3 different top designs. Each air cleaner set includes a high-flow paper filter element a recessed, chromed steel bottom and bolt.

SIZE	DESIGN	TOTAL HEIGHT*	FILTER HEIGHT	NECK	BASE	ALUMINUM FINISH	BLACK FINISH	REPL. FILTER
14"	PINSTRIPED	2-3/4"	3"	5-1/8"	RECESSED	6700*	7470*	2110
14"	PLAIN	2-3/4"	3"	5-1/8"	RECESSED	6701*	7471*	2110
14"	FLAMED	2-3/4"	3"	5-1/8"	RECESSED	6702*	-	2110


FINNED ALUMINUM AIR CLEANER SETS



High-polished aluminum air cleaners include high-flow paper air filter element and hold down bolt.

SIZE	DESIGN	TOTAL HEIGHT*	FILTER HEIGHT	NECK	BASE	ALUMINUM FINISH	BLACK FINISH	REPL. FILTER
<i>OVAL AIR CLEANERS</i>								
8-3/8" X 12"	1/2 FINNED	2-3/4"	2"	5-1/8"	RAISED	6026*	7466*	2391
8-3/8" X 12"	FULL FINNED	2-3/4"	2"	5-1/8"	RAISED	6047*	7467*	2391
8-3/8" X 15"	FULL FINNED	2-3/4"	2"	5-1/8"	RAISED	6048*	7468*	2392
<i>ROUND AIR CLEANERS</i>								
14"	1/2 FINNED	2-3/4"	3"	5-1/8"	RECESSED	6706*	-	2110

OVAL ALUMINUM AIR CLEANER SETS




High-polished aluminum air cleaners include high-flow paper air filter element and hold down bolt.

SIZE	DESIGN	TOTAL HEIGHT*	FILTER HEIGHT	NECK	BASE	ALUMINUM FINISH	BLACK FINISH	REPL. FILTER
8-3/8" X 12"	PINSTRIPED	3-1/8"	2"	5-1/8"	RAISED	6020*	7460*	2391*
8-3/8" X 15"	PINSTRIPED	3-1/8"	2"	5-1/8"	RAISED	6021*	7461*	2392*
8-3/8" X 12"	PLAIN	3-1/8"	2"	5-1/8"	RAISED	6022*	7462*	2391*
8-3/8" X 15"	PLAIN	3-1/8"	2"	5-1/8"	RAISED	6023*	7463*	2392*
8-3/8" X 12"	FLAMED	3-1/8"	2"	5-1/8"	RAISED	6024*	-	2391*

\* Total Height refers to the minimum clearance required above carburetor flange.

ALUMINUM AIR CLEANER TOP & REPLACEMENT BOLT



14" diameter high-polish and ball-mill Pinstriped aluminum air cleaner top. The perfect upgrade to replace your beat up or chrome-plated top.

Description	ALUMINUM FINISH	BLACK FINISH
14" Aluminum Air Cleaner Top	2490	7459
5" Replacement flat head bolt for aluminum air cleaners	2460	-

\* Not legal for sale or use on pollution controlled motor vehicles.

# AIR CLEANER SETS, TOPS & BASES

## PCV TUBE FITTING



For hooking up the PCV system to your engine's air cleaner. Part #2192 accommodates different size tubes. Includes hardware.

DESCRIPTION	PART #
PCV Tube Fitting—PLASTIC	2192
PCV Tube Fitting—ALUMINUM	2162

## AIR CLEANER HOLD DOWN FASTENERS



Top off your chrome air cleaner with one of Trans-Dapt's custom air cleaner nut.

DESCRIPTION	THREAD SIZE	PART #
Round Knurled—CHROME	1/4"-20	2160
Spinner a.k.a."Knock-off"—CHROME	1/4"-20	2161
Small Tri-Bar—CHROME	1/4"-20	2179
Wingnut with Flange—Steel/Zinc	1/4"-20	2182
Small Tri-Wing—CHROME	1/4"-20	2185
Large Tri-Wing—CHROME	1/4"-20	2186

## HIGH-FLOW PAPER AIR FILTER ELEMENTS



SHAPE	LENGTH	WIDTH	HEIGHT	FOR USE WITH THESE AIR CLEANERS	PART #
ROUND	14"	-	5"	2285-2286-8663-8665	2287
ROUND	14"	-	3"	2146-2195-2284-2293-6700-6701-6702-8659-8664-8670	2110
ROUND	14"	-	2-1/8"	2147-2148-2299-2315-8657-8660-8661	2111
ROUND	10"	-	2-1/8"	2282-2289	2113
ROUND	6-3/8"	-	2-1/2"	2166-2292-8658	2116
ROUND	4"	-	2"	2169-2170-2171-2339-8666-8667-8668	2118
OVAL	20-3/4"	9-3/4"	1-3/4"	-	2324
OVAL	11-3/8"	7-7/8"	2"	6020-6022-6024-6047-6048	2391
OVAL	14-5/8"	7-7/8"	2"	6021-6023-6025	2392
TRIANGLE	14"	14"	3"	2294-8669	2393

## AIR CLEANER ADAPTERS



The smooth, aerodynamic design improves airflow. Adapts large neck 4 bbl. air cleaners to 2 bbl. carbs. Heat-resistant plastic.

DESCRIPTION	PART #
5-1/8" neck to 2-5/8" neck	2176*
5-1/8" neck to 3-1/16" neck	2177*

## AIR CLEANER STUDS & NUTS



These air cleaner studs & wing nuts can be used on any chrome air cleaner.

LENGTH	THREAD SIZE	PART #
<b>STRAIGHT STUDS</b>		
3"	1/4"-20	2174
4"	1/4"-20	2178
5"	1/4"-20	2172
6"	1/4"-20	2175
9"	1/4"-20	2167
<b>OFFSET STUDS</b>		
6"	1/4"-20	2158
7"	1/4"-20	2159

## PROTECTIVE SHROUDS



Lets air in, but keeps dirt and large debris out of your filter. Fits 14" air cleaners.

DESCRIPTION	CHROME FINISH	BLACK FINISH
3" Tall Air Cleaner Shroud	2337*	8671*

## AIR CLEANER RISERS

Air cleaner risers increase air velocity into your carburetor to help add power. Eliminates air leakage around the carb that causes dirty air and loss of power. Heat-resistant plastic.



HEIGHT	NECK SIZE	PART #
1/2"	5-1/8"	2378*
1"	5-1/8"	2379*
1 1/2"	5-1/8"	2326*
2"	5-1/8"	2380*

## AIR CLEANER RISERS BILLET ALUMINUM



Trans-Dapt's new billet aluminum air cleaner risers increase air velocity into your carburetor to help add power. Manufactured from high-grade aluminum and fitted with a captured O-ring seal for an absolute air-tight seal. Works with most air cleaner styles, except recessed base models.

HEIGHT	NECK SIZE	PART #
1/2"	5-1/8"	2010*
1"	5-1/8"	2011*

\* Not legal for sale or use on pollution controlled motor vehicles.



**SILICONE VACUUM HOSE**

Colorful silicone hose is the perfect way to dress up your engine compartment while replacing dried out, or cracked vacuum hose. Ideal for use on domestic and import vehicles.

Legal for use on 1995 or earlier model year vehicles only.

NOT FOR GAS, OIL OR WATER!

HOSE DIAMETER	I.D. INCH EQUIVALENT	HOSE LENGTH	RED HOSE	YELLOW HOSE*	BLUE HOSE
3mm	1/8"	10 ft.	5775*	5776*	5777*
6mm	1/4"	10 ft.	5778*	5779*	5780*
8mm	5/16"	10 ft.	5781*	5782*	5783*
10mm	3/8"	10 ft.	5784*	5785*	5786*

**COMPLETE ENGINE KITS**

3mm-10 ft, 6mm-5 ft, 8mm-5 ft, 10mm-2½ ft	6997*	6998*	6999*
---	-------	-------	-------

\*Part numbers in PURPLE will be discontinued when inventory is depleted.

**VACUUM LINE CAP KIT**



THIS KIT CONTAINS:		
DIAMETER	CAP COLOR	QUANTITY
1/8"	YELLOW	2
3/16"	BLUE	6
1/4"	RED	6
5/16"	WHITE	2
3/8"	BLACK	4

DESCRIPTION	PART #
Vacuum Line Cap Kit	9009*

**BILLET ALUMINUM FUEL LOG**



This billet aluminum fuel log is for use with Holley's Dual fuel bowl carburetors. Includes 1/8" NPT port for return line or fuel pressure gauge. Clear anodized finish for long-lasting good looks.

DESCRIPTION	PART #
Billet aluminum fuel log for Holley dual fuel bowls (9-5/16" Centers)	2191

**CHROME-PLATED STEEL FUEL LINES**



No bending required. Special flares on carburetor end for improved sealing. 3/8" dia. for excellent flow. 1/8" NPT threads (w/ plug) for fuel pressure gauge (gauge not included).

DESCRIPTION	PART #
Edelbrock and Carter Carburetors	2157
Holley Quad (9-5/16" Centers) Dual Meter	2193
Holley Quad (9-5/16" Centers)	2197
Holley 3310 (8-21/32" Centers)	2198
Holley 3310-2 (8-21/32" Centers)	2194

**CHROME FUEL FILTERS RE-USEABLE**

Do Not Use With Fuel Injection Systems



3/8" diameter straight through inlet and outlet. Replaceable, free-flowing bronze element. Replacement filter element available.

DESCRIPTION	PART #
Filter with clamps	9407
Replacement Bronze Element	9408

**CHROME FUEL FILTERS DISPOSABLE**

Do Not Use With Fuel Injection Systems



Disposable, chrome in-line filter with paper element. Dress up your engine compartment, while protecting it from harmful contaminants.

DESCRIPTION	PART #
3/8" Inlet & Outlet Filter	9177
5/16" Inlet & Outlet Filter	9212

**GLASS & CHROME FUEL FILTERS**


Do Not Use With Fuel Injection Systems



Visually inspect the condition of your vehicle's fuel and fuel filter element. Replacement filter kit available.

DESCRIPTION	PART #
3/8" Inlet & Outlet Filter	9245
5/16" Inlet & Outlet Filter	9247
Replacement Filter Kit	9248


**FUEL PUMP BLOCK-OFF PLATES FINNED STYLE**



Finned style, die cast fuel pump block-off plates cover the stock fuel pump openings. Gasket included.

DESCRIPTION	PART #
283-400 Small Block Chevy	2057
396-454 Big Block Chevy, V6s & others with 1-3/4" centers	2058

**FUEL PUMP BLOCK-OFF PLATES**



These fuel pump block-off plates look great! They are available ball-milled polished aluminum, ball-milled, or chrome steel

DESCRIPTION	ALUMINUM FINISH	CHROME FINISH
283-400 Small Block Chevy	6064	2054
396-454 Big Block Chevy, V6s & others with 1-3/4" centers	6065	2055

**FUEL PUMP MOUNTING PLATE**



Ideal for mounting stock OEM fuel pumps. Precision cut, chrome plated steel. Comes complete with gasket.

DESCRIPTION	PART #
283-400 Small Block Chevy	2310

\*Not legal for sale or use on pollution controlled motor vehicles

# FUEL SYSTEM ACCESSORIES

## FUEL SYSTEM Y-BLOCK BILLET ALUMINUM



- Billet Aluminum Construction
- 3/8" NPT Female Inlet
- -AN Male Thread Outlets
- 1/8" NPT Gauge Port
- Fittings Included

DESCRIPTION	OUTLET PORT SIZE	PART #
Billet Fuel System Y-Block	-4 AN	3345
Billet Fuel System Y-Block	-6 AN	3346
Billet Fuel System Y-Block	-8 AN	3348
Billet Fuel System Y-Block	-10 AN	3349

## FUEL PRESSURE GAUGE



Pressure range 0-15 PSI. 1-1/2" diameter, liquid filled black dial. Equipped with 1/8" NPT threaded male fitting.

DESCRIPTION	PART #
0-15 PSI Fuel pressure gauge (Black Dial)	2388

## FUEL PRESSURE REGULATOR CHROME



Regulates fuel pressure from 1-6PSI. Comes with fittings for 5/16" & 3/8" fuel lines. Connector tubes & clamps included. Chrome plated.

**NOT For use with fuel-injection systems!**

DESCRIPTION	PART #
1-6 lb. Chrome Fuel Regulator	2329

## BRASS FUEL FITTINGS



2269/2270



2271



2272



2273

DESCRIPTION	QUANTITY	PART #
STRAIGHT Fitting; 3/8" NPT to 3/8" I.D. Hose - Barbed	Each	2269
STRAIGHT Fitting; 3/8" NPT to 3/8" I.D. Hose - Barbed	Pair	2270
STRAIGHT Fitting; 3/8" NPT to 1/2" I.D. Hose - Barbed	Pair	2272
90° Fitting; 3/8" NPT to 3/8" I.D. Hose - Barbed	Each	2271
90° Fitting; 3/8" NPT to 1/2" I.D. Hose - Barbed	Each	2273

## PLASTIC "CARBURETOR HAT" CARBURETOR COVER



Keep dirt & contaminants out of your carburetor during storage or down time. Fits carburetors with 5-1/8" necks.

DESCRIPTION	PART #
Plastic 5-1/8" Carburetor Hat	2012

## ALUMINUM "CARBURETOR HAT" CARBURETOR COVER



This spun aluminum carb hat keeps dirt and other contaminants out of your carburetor. For use with 5-1/8" neck carburetors.

DESCRIPTION	PART #
Spun Aluminum 5-1/8" Carburetor Hat	2007

## STANDARD 6 FT. CHOKE CABLE KIT

Solid steel core and zinc-plated shroud with chromed plastic knob. Requires a 3/8" diameter mounting hole.



DESCRIPTION	PART #
6 ft. Choke cable kit with plastic knob	2332

## PREMIUM 6 FT. CHOKE CABLE KIT W/ BILLET KNOB

This premium choke cable has a stainless steel sheath and aluminum knob. Requires a 3/8" mounting hole.



DESCRIPTION	PART #
6 ft. Choke cable kit with billet aluminum knob	4120

## STANDARD UNIVERSAL FIT THROTTLE CABLES

These standard design, universal fit throttle cables have a thick rubber sheath to protect the inner cabling from corrosion and binding.



DESCRIPTION	PART #
24" Universal fit throttle cable	4123
36" Universal fit throttle cable	4124

## PREMIUM UNIVERSAL FIT THROTTLE CABLES

Trans-Dapt's premium throttle cables have a stainless steel sheath and is suitable for any level of hot rod project. Fits carbureted vehicles and 1986-93 Ford EFI Motors.



DESCRIPTION	PART #
24" Carburetor throttle cable - Stainless Steel & Aluminum	8988
36" Carburetor throttle cable - Stainless Steel & Aluminum	4122
24" TUNED PORT throttle cable- Stainless Steel & Aluminum	4119

## REPLACEMENT THROTTLE CABLES

Replacement throttle cables for Trans-Dapt's discontinued #4103 & #4107 cable throttle kits.



DESCRIPTION	PART #
84" Replacement Cable	4130 <sup>^</sup>

<sup>^</sup>Part numbers in **PURPLE** will be discontinued when inventory is depleted.




## FIREWALL MOUNT GAS PEDAL ASSEMBLIES

Trans-Dapt's firewall mount gas pedals are premium quality, and ideal for virtually any hot rod or street rod project. They are universal in design and installation is a breeze. Most models utilize non-slip rubber pad inserts to ensure safe operation, even when the pedal surface is wet.



SHAPE	MATERIALS	PAD DIMENSIONS	PART #
RECTANGLE	POLISHED aluminum pedal with Stainless steel mounting bracketry	6-1/2" x 2"	9509
RECTANGLE	POLISHED & CHROMED aluminum pedal with Stainless steel mounting bracketry	6-1/2" x 2"	9510
Matching RECTANGLE Headlight Dimmer Switch		1-1/2" x 1-3/4"	9508
OVAL	All Chromed Steel	-	9507
OVAL	All Polished Aluminum; Rubber Inserts	2-3/8" x 1-9/16"	9505
ROUND	All Polished Aluminum; Rubber Inserts	3-1/4"	9506
PARALLELOGRAM	Polished Aluminum/Steel Arm; Rubber Inserts	4-1/4" x 2"	8956
RECTANGLE	Polished Aluminum/Steel Arm; Rubber Inserts	4" x 1-1/2"	8958
RECTANGLE	All Polished Aluminum; Rubber Inserts	4" x 1-3/4"	9501

## UNIVERSAL SWING PEDALS



Heavy-duty steel construction for long service. Grooved, rubber pedal pads are included, and provide a safe, non-slip surface.

DESCRIPTION	PART #
Single Swing Pedal for single master cylinder. May be used for brake or clutch. For E.I.S. or Wagner master cylinders	4148
Dual Swing Pedal Assembly is designed for various Bendix master cylinders.	4149

## FLOOR BOARD MOUNT GAS PEDAL ASSEMBLIES



This classic style street rod gas pedal mounts to the floorboard. And comes complete with everything you'll need, minus the throttle cable.

The vertical, ribbed rubber inserts provide a non-skid surface to ensure your foot stays in place when you mash the go pedal. Quality Trans-dapt throttle cables are available separately. Please refer to page 64 for available throttle cable options.

Matching Headlight Dimmer Switch also available separately.

SHAPE	MATERIALS	PAD DIMENSIONS	PART #
RECTANGLE	POLISHED aluminum pedal with Stainless steel mounting bracketry	6-1/2" x 2"	9509
RECTANGLE	POLISHED & CHROMED aluminum pedal with Stainless steel mounting bracketry	6-1/2" x 2"	9510
Matching RECTANGLE Headlight Dimmer Switch		1-1/2" x 1-3/4"	9508

## RETRO STYLE BAREFOOT GAS PEDAL COVER



This barefoot style pedal is reminiscent of the 1970's customizing trend. The pedal easily installs over the factory gas pedal (up to 2" wide) using two steel braces and 4 machine screws, and no modification to the factory pedal is required. The chrome steel pedal has a Black finish with vertical chromed ribs to provide grip.

Matching Headlight Dimmer Switch also available separately.

SHAPE	MATERIALS	PAD DIMENSIONS	PART #
BAREFOOT	Chrome steel with black powdercoat inlay	9" x 4-1/4"	9560
Matching Barefoot Headlight Dimmer Switch		4-3/4" x 2"	9561

## HEADLIGHT DIMMER SWITCH PEDAL COVERS



These dimmer switch pads easily install over your stock floor mounted headlight dimmer switch. Simply push it on and tighten the two set screws to securely attach it. Works with switches up to 7/8" in diameter.

SHAPE	MATERIALS	PAD DIMENSIONS	PART #
BAREFOOT	Chrome steel with black powdercoat inlay	4-3/4" x 2"	9561
RECTANGLE	Polished aluminum with rubber inserts	1-1/2" x 1-3/4"	9508

# CARBURETOR LINKAGE & KICK-DOWN CABLES

## TRANSMISSION KICKDOWN CABLE KITS



Trans-Dapt Flexible Transmission Kickdown Cables have a tough braided stainless steel housing and come complete with the linkage required to effortlessly install it on your carbureted GM, Ford or Chrysler vehicle. 24" Braided stainless throttle cable assembly.

DESCRIPTION	PART #
CHRYSLER 727	8964
CHRYSLER 904	8965
FORD C-4	8970
FORD C-6	8981
GM 4L60	8966
GM 700R4	8985
GM 700R4 (Tuned Port)	8967
GM TURBO TH-350	8989
GM TURBO TH-350 (56")	8969
GM TURBO TH-350 (Tuned Port)	8968

## TRANSMISSION KICK DOWN BRACKET



Chrome plated bracket is for use with Trans-Dapt #9756 throttle cable bracket set on applications with a GM Turbo 350 automatic transmission.

DESCRIPTION	PART #
Turbo 350 Transmission Kickdown Bracket	9757


## THROTTLE CABLE BRACKET SET



For SB Chevs with throttle cable type linkage. Installs without removing carburetor. Fully adjustable. #9757 bracket is required for use with TH-350 or 400 transmissions. Bolts to intake manifold.

DESCRIPTION	PART #
SB Chevy Throttle Bracket Set	9756

## THROTTLE RETURN SPRING KITS



This chrome kit allow for easier carb swaps. Works with GM cable brackets and fit most Holley and Carter AFB carburetors. Includes cable and transmission kick down cable bracket. Bolts to intake manifold.

DESCRIPTION	PART #
BB Chevy Throttle Return Spring Kit	2386
SB Chevy Throttle Return Spring Kit (Tall)	2387


## THROTTLE RETURN SPRING BRACKETS



Chrome-plated carburetor spring brackets provide an extremely convenient location to hook up your carburetor return spring. Designed for SB Chevy & SB Ford motors.

DESCRIPTION	PART #
Throttle Return Spring Bracket; SB Chevy & Others	2291
Throttle Return Spring Bracket; SB Ford & Others	2297

## CARBURETOR LINKAGE PLATE



Prevent accelerator cable binding and linkage hassles with this chromed steel carburetor linkage plate for Holley carburetors. Includes bracket for GM cable. #2334 bracket for Morse cable available separately.

DESCRIPTION	PART #
Holley & AFB Carb Linkage Plate	2333
Morse Cable Bracket For Carb Linkage Plate	2334

## CARBURETOR MOUNT THROTTLE RETURN KIT



Mounts directly to the carburetor. Fits Holley 2300 & 2305 series two-barrel, or 4150 & 4160 four-barrel carbs on virtually any engine! Chrome plated. Includes both heavy & light spring sets.

DESCRIPTION	PART #
Holley Carburetor Mount Throttle Return Kit	2083


## DUAL CARB LINKAGE KIT



Use this kit for connecting dual inline carburetors. Compatible with Holley, Demon, Edelbrock, Carter and Barry Grant carburetors.


DESCRIPTION	PART #
Dual Carburetor Linkage With Hardware	2336

## CARBURETOR LINKAGE BRACKETS



For use with manual transmissions. Compatible with GM throttle cable. Makes carburetor swaps quick and easy.

DESCRIPTION	PART #
Carb Linkage Bracket; MANUAL Trans.	9619



Compatible with GM cable brackets, and fits most Holley and Carter AFB carburetors. Cable bracket and transmission kickdown cable bracket included.

DESCRIPTION	PART #
Carb Linkage Bracket; AUTOMATIC Trans.	9620

## BILLET ALUMINUM THROTTLE BRACKETS

Trans-Dapt's new billet throttle brackets are more than just highly functional, they look great too. The Anodized finish, along with the stainless steel hardware and dual return springs will look great for years. Ideal for street rod & racing projects.



- Cnc Machined Billet Aluminum
- Fully Adjustable
- Works With GM Snap, Ford And Morse Cables
- Stainless Springs & Hardware

SHAPE	CLEAR ANODIZED	RED ANODIZED	BLACK ANODIZED	BLUE ANODIZED
Holley 4150 Carburetors	2342	2349	2344	2348
Holley Dominator 4500		2341		

**PREMIUM CONSTRUCTION**

**BILLET Aluminum  
Oil Filtration Components  
& Oil Filter Relocation Kits**



- Ultra High-Flow Design
- -12an Inlet/Outlet Ports (O-Ring Design)
- True-Dual™ Filter Bases Offer True Double Filtering Of Engine Oil
- Ideal For Race, Marine & Diesel Use
- Built-In Instrumentation Port (On Select Models)
- 100% CNC Machined 6061-T6 Aluminum
- Lifetime Warranty On All Hamburger's Billet Oil Filtration Products

HAMBURGER'S PERFORMANCE PRODUCTS Oil Filtration Components and Oil Filter Relocation Kits are the pinnacle of quality and performance. CNC machined in our California manufacturing facility using durable, lightweight, aircraft-quality aluminum, Hamburger's components are durable and provide high enough oil flow for virtually any automotive application— from daily driver to top fuel dragster.

Now, the same high quality filtration components you've trusted for nearly a decade are available as complete relocation kits. Check out the charts on the following pages for a selection of single filter, dual filter and multi-position oil filter relocation kits. Each kit includes a remote filter base, application specific filter bypass adapter, aluminum fittings and braided oil lines.



New billet kits include quality Gates Oil Lines

Billet Kits Include -12 AN Fittings


Select bases include Instrumentation Port

**STANDARD-DUTY CONSTRUCTION**

**Cast Aluminum\*  
Oil Filtration Components  
& Oil Filter Relocation Kits**



- Many Old School Engine, Bolt-On Style Bypass Adapters Available
- Cast Aluminum Construction
- Hand-Finished Port Threads
- Complete Oil Filter Relocation Kits & Individual Components Available
- All New Horizontal Port And 90° Bypass Adapter Filter Relocation Kits Available



TRANS-DAPT PERFORMANCE PRODUCTS has been manufacturing engine oil filter products since the mid-60's, and began offering complete remote oil filter relocation kits in 1984. While designs

have changed and production equipment may have been updated over the past 40 years, Trans-Dapt's dedication to manufacturing quality oil filtration components has not. From simple daily drivers to classic muscle cars, Trans-Dapt's oil filtration components and remote filter kits are an ideal, cost effective choice for upgrading or repairing your engine's oiling system. Cast aluminum oil filtration components are not suitable for use on diesel, race or marine applications. For these applications use our Hamburger's billet oil filtration components.



CAST relocation kits include 30" high-temp/pressure Oil Lines



CAST relocation kits include solid brass barbed fittings

\*Cast Aluminum filtration components are not for use on Race, Marine or Diesel Applications!

## PREMIUM CONSTRUCTION

**Billet Aluminum  
Oil Filtration Components  
& Oil Filter Relocation Kits**



**A**  
DUAL HORIZONTAL PORT BASE;  
STANDARD FILTER BYPASS



**B**  
MULTI-POSITION PORT BASE;  
STANDARD FILTER BYPASS



**C**  
SINGLE HORIZONTAL PORT BASE;  
STANDARD FILTER BYPASS



**D**  
SINGLE VERTICAL PORT BASE;  
STANDARD FILTER BYPASS

## STANDARD-DUTY CONSTRUCTION

**cAST Aluminum  
Oil Filtration Components  
& Oil Filter Relocation Kits**



**E**  
DUAL HORIZONTAL PORT BASE;  
STANDARD FILTER BYPASS



**F**  
DUAL HORIZONTAL PORT BASE;  
90° FILTER BYPASS



**G**  
SINGLE HORIZONTAL PORT BASE;  
STANDARD FILTER BYPASS



**H**  
SINGLE HORIZONTAL PORT BASE;  
90° FILTER BYPASS



**I**  
SINGLE VERTICAL PORT BASE;  
STANDARD FILTER BYPASS



**J**  
SINGLE VERTICAL PORT BASE;  
90° FILTER BYPASS

## REMOTE OIL FILTER RELOCATION KIT SYSTEM STYLE REFERENCE PHOTOS

Use these photos to assist in the choosing of an oil filter relocation kit system for your project. Match the reference letter in the product charts on these pages to the reference letters in this reference guide to identify the components included with that oil filter relocation kit type.



## SINGLE oil filter relocation kits

**BYPASS & ENGINE INFORMATION**      **REMOTE FILTER MOUNT BASE INFORMATION**  
ENGINE OIL FILTER FLANGE & NIPPLE SIZE      INLET/OUTLET PORT SIZE & STYLE

BYPASS STYLE	PHOTO REFERENCE (SEE ABOVE)	I.D.	O.D.	ENGINE OIL FILTER NIPPLE SIZE	MOUNTING STYLE	PORT ORIENTATION	PORT SIZE	FILTER SIZE (Or Equivalent)	AUXILIARY PORT	MATERIAL	SYSTEM PART#	REPLACEMENT BYPASS O-RING	REPLACEMENT FILTER BASE NIPPLE	BRAND
--------------	-----------------------------	------	------	-------------------------------	----------------	------------------	-----------	-----------------------------	----------------	----------	--------------	---------------------------	--------------------------------	-------

### DODGE [AND OTHER MOPARS]

#### CHRYSLER SLANT 6 AND V8; DODGE HEMI ENGINES [2003-07] 5.7L, 6.1L

Standard	C	2-1/2"	2-3/4"	3/4"-16	Spin-On	Horizontal	-12 AN	PH8A	1/8" NPT	Billet	3353	1042	1034	Hamburger's Performance Products
Standard	G	2-1/2"	2-3/4"	3/4"-16	Spin-On	Horizontal	1/2" NPT	PH8A	None	Cast	1513	1042	1034	TD TRANS DAPT
Standard	D	2-1/2"	2-3/4"	3/4"-16	Spin-On	Vertical	-12 AN	PH8A	None	Billet	3363	1042	1034	Hamburger's Performance Products
Standard	I	2-1/2"	2-3/4"	3/4"-16	Spin-On	Vertical	1/2" NPT	PH8A	None	Cast	1113	1042	1034	TD TRANS DAPT
90°	H	2-1/2"	2-3/4"	3/4"-16	Spin-On	Horizontal	1/2" NPT	PH8A	None	Cast	1813	1042	1034	TD TRANS DAPT
90°	J	2-1/2"	2-3/4"	3/4"-16	Spin-On	Vertical	1/2" NPT	PH8A	None	Cast	1613	1042	1034	TD TRANS DAPT

#### DODGE HEMI ENGINES [2008-19] 5.7L, 6.1L-6.4L V8

Standard	C	2-1/2"	2-3/4"	22mm x 1.5	Spin-On	Horizontal	-12 AN	HP4	1/8" NPT	Billet	3357	1042	1066	Hamburger's Performance Products
Standard	G	2-1/2"	2-3/4"	22mm x 1.5	Spin-On	Horizontal	1/2" NPT	PH8A	None	Cast	1527	1042	1034	TD TRANS DAPT
Standard	D	2-1/2"	2-3/4"	22mm x 1.5	Spin-On	Vertical	-12 AN	HP4	None	Billet	3367	1042	1066	Hamburger's Performance Products

#### DODGE CUMMINS DIESEL 5.9L

Standard	C	2-1/4"	3-11/16"	1"-16	Spin-On	Horizontal	-12 AN	HP6	1/8" NPT	Billet	3358	1037	3334	Hamburger's Performance Products
Standard	D	2-1/4"	3-11/16"	1"-16	Spin-On	Vertical	-12 AN	HP6	None	Billet	3368	1037	3334	Hamburger's Performance Products

\*Cast Aluminum filtration components are not for use on Race, Marine or Diesel Applications!



## SINGLE oil filter relocation kits (continued)

BYPASS STYLE	PHOTO REFERENCE (SEE ABOVE)	BYPASS & ENGINE INFORMATION			REMOTE FILTER MOUNT BASE INFORMATION					MATERIAL	SYSTEM PART#	REPLACEMENT BYPASS O-RING	REPLACEMENT FILTER BASE NIPPLE	BRAND
		I.D.	O.D.	ENGINE OIL FILTER NIPPLE SIZE	MOUNTING STYLE	PORT ORIENTATION	PORT SIZE	FILTER SIZE (Or Equivalent)	AUXILIARY PORT					

### FORD

FORD INLINE 6, V6 AND V8 ENGINES														
Standard	C	2-1/2"	2-3/4"	3/4"-16	Spin-On	Horizontal	-12 AN	PH8A	1/8" NPT	Billet	3353	1042	1034	Hamburger's Performance Products
Standard	G	2-1/2"	2-3/4"	3/4"-16	Spin-On	Horizontal	1/2" NPT	PH8A	None	Cast	1513	1042	1034	TDS TRANS DAFT
Standard	D	2-1/2"	2-3/4"	3/4"-16	Spin-On	Vertical	-12 AN	PH8A	None	Billet	3363	1042	1034	Hamburger's Performance Products
Standard	I	2-1/2"	2-3/4"	3/4"-16	Spin-On	Vertical	1/2" NPT	PH8A	None	Cast	1113	1042	1034	TDS TRANS DAFT
90°	H	2-1/2"	2-3/4"	3/4"-16	Spin-On	Horizontal	1/2" NPT	PH8A	None	Cast	1813	1042	1034	TDS TRANS DAFT
90°	J	2-1/2"	2-3/4"	3/4"-16	Spin-On	Vertical	1/2" NPT	PH8A	None	Cast	1613	1042	1034	TDS TRANS DAFT

FORD 4.6L, 5.0L [COYOTE] 5.4L MODULAR V8 & 6.8L V10, 5.8L														
Standard	C	2-1/2"	2-3/4"	22mm x 1.5	Spin-On	Horizontal	-12 AN	HP4	1/8" NPT	Billet	3357	1042	1066	Hamburger's Performance Products
Standard	G	2-1/2"	2-3/4"	22mm x 1.5	Spin-On	Horizontal	1/2" NPT	PH8A	None	Cast	1527	1042	1034	TDS TRANS DAFT
Standard	D	2-1/2"	2-3/4"	22mm x 1.5	Spin-On	Vertical	-12 AN	HP4	None	Billet	3367	1042	1066	Hamburger's Performance Products
Standard	I	2-1/2"	2-3/4"	22mm x 1.5	Spin-On	Vertical	1/2" NPT	PH8A	None	Cast	1127	1042	1034	TDS TRANS DAFT
90°	H	2-1/2"	2-3/4"	22mm x 1.5	Spin-On	Horizontal	1/2" NPT	PH8A	None	Cast	1827	1042	1034	TDS TRANS DAFT
90°	J	2-1/2"	2-3/4"	22mm x 1.5	Spin-On	Vertical	1/2" NPT	PH8A	None	Cast	1627	1042	1034	TDS TRANS DAFT

FORD 7.3L DIESEL [1-1/2"-16 THREAD]														
Standard	C	3-1/2"	4-11/16"	1-1/2"-16	Spin-On	Horizontal	-12 AN	PH3786	None	Billet	3316	1039	3382	Hamburger's Performance Products
Standard	C	3-1/2"	4-11/16"	1-1/2"-16	Spin-On	Vertical	-12 AN	PH3786	None	Billet	3317	1039	3382	Hamburger's Performance Products

FORD DIESEL [1-1/2"-12 THREAD]														
Standard	C	3-1/2"	4-11/16"	1-1/2"-12	Spin-On	Horizontal	-12 AN	HP6	1/8" NPT	Billet	3359	1039	3334	Hamburger's Performance Products
Standard	D	3-1/2"	4-11/16"	1-1/2"-12	Spin-On	Vertical	-12 AN	HP6	None	Billet	3369	1039	3334	Hamburger's Performance Products

### GENERAL MOTORS

GENERAL MOTORS V6, 4 CYLINDER & IMPORTS														
Standard	C	2-1/2"	2-3/4"	18mm x 1.5	Spin-On	Horizontal	-12 AN	HP4	1/8" NPT	Billet	3356	1042	1066	Hamburger's Performance Products
Standard	G	2-1/2"	2-3/4"	18mm x 1.5	Spin-On	Horizontal	1/2" NPT	PH8A	None	Cast	1550	1042	1034	TDS TRANS DAFT
Standard	D	2-1/2"	2-3/4"	18mm x 1.5	Spin-On	Vertical	-12 AN	HP4	None	Billet	3366	1042	1066	Hamburger's Performance Products
Standard	I	2-1/2"	2-3/4"	18mm x 1.5	Spin-On	Vertical	1/2" NPT	PH8A	None	Cast	1150	1042	1034	TDS TRANS DAFT
90°	H	2-1/2"	2-3/4"	18mm x 1.5	Spin-On	Horizontal	1/2" NPT	PH8A	None	Cast	1850	1042	1034	TDS TRANS DAFT
90°	J	2-1/2"	2-3/4"	18mm x 1.5	Spin-On	Vertical	1/2" NPT	PH8A	None	Cast	1650	1042	1034	TDS TRANS DAFT

♣ Cast Aluminum filtration components are not for use on Race, Marine or Diesel Applications!



## SINGLE oil filter relocation kits (continued)

BYPASS & ENGINE INFORMATION REMOTE FILTER MOUNT BASE INFORMATION  
ENGINE OIL FILTER FLANGE & NIPPLE SIZE INLET/OUTLET PORT SIZE & STYLE

BYPASS STYLE	PHOTO REFERENCE (SEE ABOVE)	I.D.	O.D.	ENGINE OIL FILTER NIPPLE SIZE	MOUNTING STYLE	PORT ORIENTATION	PORT SIZE	FILTER SIZE (Or Equivalent)	AUXILIARY PORT	MATERIAL	SYSTEM PART#	REPLACEMENT BYPASS O-RING	REPLACEMENT FILTER BASE NIPPLE	BRAND
--------------	-----------------------------	------	------	-------------------------------	----------------	------------------	-----------	-----------------------------	----------------	----------	--------------	---------------------------	--------------------------------	-------

### GENERAL MOTORS [CONTINUED]

#### BUICK, OLDS, PONTIAC, CADILLAC V8, 1999-06 GM LS [4.8, 5.3, 6.0L]

Standard	C	2-1/2"	2-3/4"	13/16"-16	Spin-On	Horizontal	-12 AN	HP4	1/8" NPT	Billet	3355	1042	1066	Hamburger's Performance Products
Standard	G	2-1/2"	2-3/4"	13/16"-16	Spin-On	Horizontal	1/2" NPT	PH8A	None	Cast	1520	1042	1034	TD TRANS DAPT
Standard	D	2-1/2"	2-3/4"	13/16"-16	Spin-On	Vertical	-12 AN	HP4	None	Billet	3365	1042	1066	Hamburger's Performance Products
Standard	I	2-1/2"	2-3/4"	13/16"-16	Spin-On	Vertical	1/2" NPT	PH8A	None	Cast	1120	1042	1034	TD TRANS DAPT
90°	H	2-1/2"	2-3/4"	13/16"-16	Spin-On	Horizontal	1/2" NPT	PH8A	None	Cast	1820	1042	1034	TD TRANS DAPT
90°	J	2-1/2"	2-3/4"	13/16"-16	Spin-On	Vertical	1/2" NPT	PH8A	None	Cast	1620	1042	1034	TD TRANS DAPT
LS Swap Pan Integration	G	NO BYPASS! Oil lines attach directly to -10AN fittings on Aftermarket LS swap oil pans				Horizontal	1/2" NPT	PH8A	None	Cast	1014	No Bypass	1034	TD TRANS DAPT
LS Swap Pan Integration	I	NO BYPASS! Oil lines attach directly to -10AN fittings on Aftermarket LS swap oil pan				Vertical	1/2" NPT	PH8A	None	Cast	1012	No Bypass	1034	TD TRANS DAPT
LS Swap Pan Integration	C	NO BYPASS! Oil lines attach directly to -10AN fittings on Aftermarket LS swap oil pans				Horizontal	-12 AN	PH8A	1/8" NPT	Billet	3370	No Bypass	1034	Hamburger's Performance Products

#### GM LS 2007-15 [4.8L, 5.3L, 6.0L]

Standard	C	2-1/2"	2-3/4"	22mm x 1.5	Spin-On	Horizontal	-12 AN	HP4	1/8" NPT	Billet	3357	1042	1066	Hamburger's Performance Products
Standard	G	2-1/2"	2-3/4"	22mm x 1.5	Spin-On	Horizontal	1/2" NPT	PH8A	None	Cast	1527	1042	1034	TD TRANS DAPT
Standard	D	2-1/2"	2-3/4"	22mm x 1.5	Spin-On	Vertical	-12 AN	HP4	None	Billet	3367	1042	1066	Hamburger's Performance Products
Standard	I	2-1/2"	2-3/4"	22mm x 1.5	Spin-On	Vertical	1/2" NPT	PH8A	None	Cast	1127	1042	1034	TD TRANS DAPT
90°	H	2-1/2"	2-3/4"	22mm x 1.5	Spin-On	Horizontal	1/2" NPT	PH8A	None	Cast	1827	1042	1034	TD TRANS DAPT
90°	J	2-1/2"	2-3/4"	22mm x 1.5	Spin-On	Vertical	1/2" NPT	PH8A	None	Cast	1627	1042	1034	TD TRANS DAPT
LS Swap Pan Integration	G	NO BYPASS! Oil lines attach directly to -10AN fittings on Aftermarket LS swap oil pans				Horizontal	1/2" NPT	PH8A	None	Cast	1014	No Bypass	1034	TD TRANS DAPT
LS Swap Pan Integration	I	NO BYPASS! Oil lines attach directly to -10AN fittings on Aftermarket LS swap oil pan				Vertical	1/2" NPT	PH8A	None	Cast	1012	No Bypass	1034	TD TRANS DAPT
LS Swap Pan Integration	C	NO BYPASS! Oil lines attach directly to -10AN fittings on Aftermarket LS swap oil pans				Horizontal	-12 AN	PH8A	1/8" NPT	Billet	3370	No Bypass	1034	Hamburger's Performance Products

#### CHEVY SMALL-BLOCK & BIG-BLOCK V8

Standard	C	3-3/16"	3-7/16"	13/16"-16	Spin-On	Horizontal	-12 AN	HP4	1/8" NPT	Billet	3354	1043	1066	Hamburger's Performance Products
Standard	G	3-3/16"	3-7/16"	13/16"-16	Spin-On	Horizontal	1/2" NPT	PH8A	None	Cast	1522	1043	1034	TD TRANS DAPT
Standard	D	3-3/16"	3-7/16"	13/16"-16	Spin-On	Vertical	-12 AN	HP4	None	Billet	3364	1043	1066	Hamburger's Performance Products
Standard	I	3-3/16"	3-7/16"	13/16"-16	Spin-On	Vertical	1/2" NPT	PH8A	None	Cast	1122	1043	1034	

### IMPORTS AND SOME JEEPS

Standard	G	2-1/2"	2-3/4"	20mm x 1.5	Spin-On	Horizontal	1/2" NPT	PH8A	None	Cast	1558	1042	1034	TD TRANS DAPT
Standard	I	2-1/2"	2-3/4"	20mm x 1.5	Spin-On	Vertical	1/2" NPT	PH8A	None	Cast	1158	1042	1034	TD TRANS DAPT
90°	H	2-1/2"	2-3/4"	20mm x 1.5	Spin-On	Horizontal	1/2" NPT	PH8A	None	Cast	1858	1042	1034	TD TRANS DAPT
90°	J	2-1/2"	2-3/4"	20mm x 1.5	Spin-On	Vertical	1/2" NPT	PH8A	None	Cast	1658	1042	1034	TD TRANS DAPT

\*Cast Aluminum filtration components are not for use on Race, Marine or Diesel Applications!



# Multi-Position oil filter relocation kits

BYPASS & ENGINE INFORMATION      REMOTE FILTER MOUNT BASE INFORMATION  
 ENGINE OIL FILTER FLANGE & NIPPLE SIZE      INLET/OUTLET PORT SIZE & STYLE

BYPASS STYLE	PHOTO REFERENCE (SEE ABOVE)	I.D.	O.D.	ENGINE OIL FILTER NIPPLE SIZE	MOUNTING STYLE	PORT ORIENTATION	PORT SIZE	FILTER SIZE (Or Equivalent)	AUXILIARY PORT	MATERIAL	SYSTEM PART#	REPLACEMENT BYPASS O-RING	REPLACEMENT FILTER BASE NIPPLE	BRAND
--------------	-----------------------------	------	------	-------------------------------	----------------	------------------	-----------	-----------------------------	----------------	----------	--------------	---------------------------	--------------------------------	-------

## DODGE [AND OTHER MOPARS]

CHRYSLER SLANT 6 AND V8; DODGE HEMI ENGINES [2003-07] 5.7L, 6.1L														
Standard	B	2-1/2"	2-3/4"	3/4"-16	Spin-On	Horizontal	-12 AN	PH8A	None	Billet	3373	1042	1034	Hamburger's Performance Products
DODGE HEMI ENGINES [2008-19] 5.7L, 6.1L-6.4L V8														
Standard	B	2-1/2"	2-3/4"	22mm x 1.5	Spin-On	Horizontal	-12 AN	HP4	None	Billet	3377	1042	1066	Hamburger's Performance Products
DODGE CUMMINS DIESEL 5.9L														
Standard	B	2-1/4"	3-11/16"	1"-16	Spin-On	Horizontal	-12 AN	HP6	None	Billet	3378	1037	3334	Hamburger's Performance Products

## FORD

FORD 4.6L, 5.0L [COYOTE], 5.4L V8, 6.8L V10														
Standard	B	2-1/2"	2-3/4"	22mm x 1.5	Spin-On	Horizontal	-12 AN	HP4	None	Billet	3377	1042	1066	Hamburger's Performance Products
FORD INLINE 6, V6 AND V8 ENGINES														
Standard	B	2-1/2"	2-3/4"	3/4"-16	Spin-On	Horizontal	-12 AN	PH8A	None	Billet	3373	1042	1066	Hamburger's Performance Products
FORD 7.3L DIESEL [1-1/2"-16 THREAD]														
Standard	B	3-1/2"	4-11/16"	1-1/2"-16	Spin-On	Horizontal	-12 AN	PH3786	None	Billet	3319	1039	3382	Hamburger's Performance Products
FORD DIESEL [1-1/2"-12 THREAD]														
Standard	B	3-1/2"	4-11/16"	1-1/2"-12	Spin-On	Horizontal	-12 AN	HP6	None	Billet	3379	1039	3334	Hamburger's Performance Products

## GENERAL MOTORS

BUICK, OLDS, PONTIAC, CADILLAC V8														
Standard	B	2-1/2"	2-3/4"	13/16"-16	Spin-On	Horizontal	-12 AN	HP4	None	Billet	3375	1042	1066	Hamburger's Performance Products
CHEVY SMALL-BLOCK & BIG-BLOCK V8														
Standard	B	3-3/16"	3-7/16"	13/16"-16	Spin-On	Horizontal	-12 AN	HP4	None	Billet	3374	1043	1066	Hamburger's Performance Products
GM V6, 4 CYLINDER & IMPORTS														
Standard	B	2-1/2"	2-3/4"	18mm x 1.5	Spin-On	Horizontal	-12 AN	HP4	None	Billet	3376	1042	1066	Hamburger's Performance Products
GM LS 1999-06 [4.8L, 5.3L, 6.0L]														
Standard	B	2-1/2"	2-3/4"	13/16"-16	Spin-On	Horizontal	-12 AN	HP4	None	Billet	3375	1042	1066	Hamburger's Performance Products
LS Swap Pan Integration	B	NO BYPASS! Oil lines attach directly to -10AN fittings on Aftermarket LS swap oil pans				Horizontal	-12 AN	PH8A	-8 AN	Billet	3372	No Bypass	1034	Hamburger's Performance Products
GM LS 2007-15 [4.8L, 5.3L, 6.0L]														
Standard	B	2-1/2"	2-3/4"	18mm x 1.5	Spin-On	Horizontal	-12 AN	HP4	None	Billet	3377	1042	1066	Hamburger's Performance Products
LS Swap Pan Integration	B	NO BYPASS! Oil lines attach directly to -10AN fittings on Aftermarket LS swap oil pans				Horizontal	-12 AN	PH8A	-8 AN	Billet	3372	No Bypass	1034	Hamburger's Performance Products

\*Cast Aluminum filtration components are not for use on Race, Marine or Diesel Applications!

# OIL FILTER RELOCATION KITS



## DUAL oil filter relocation kits

BYPASS & ENGINE INFORMATION

REMOTE FILTER MOUNT BASE INFORMATION

ENGINE OIL FILTER FLANGE & NIPPLE SIZE

INLET/OUTLET PORT SIZE & STYLE

BYPASS STYLE	PHOTO REFERENCE (SEE ABOVE)	I.D.	O.D.	ENGINE OIL FILTER NIPPLE SIZE	MOUNTING STYLE	PORT ORIENTATION	PORT SIZE	FILTER SIZE (Or Equivalent)	AUXILIARY PORT	MATERIAL	SYSTEM PART#	REPLACEMENT BYPASS O-RING	REPLACEMENT FILTER BASE NIPPLE	BRAND
--------------	-----------------------------	------	------	-------------------------------	----------------	------------------	-----------	-----------------------------	----------------	----------	--------------	---------------------------	--------------------------------	-------

### DODGE [AND OTHER MOPARS]

#### CHRYSLER SLANT 6 AND V8; DODGE HEMI ENGINES [2003-07] 5.7L, 6.1L

Standard	A	2-1/2"	2-3/4"	3/4"-16	Spin-On	Horizontal	-12 AN	PH8A	-8 AN	Billet Aluminum	3383	1042	1034	Hamburger's Performance Products
Standard	A	2-1/2"	2-3/4"	3/4"-16	Spin-On	Horizontal	1/2" NPT	PH8A	None	Cast Aluminum	1213	1042	1034	TB TRANS DAPT
90°	F	2-1/2"	2-3/4"	3/4"-16	Spin-On	Horizontal	1/2" NPT	PH8A	None	Cast Aluminum	1713	1042	1034	TB TRANS DAPT

#### DODGE HEMI ENGINES [2008-19] 5.7L, 6.1L-6.4L V8

Standard	E	2-1/2"	2-3/4"	22mm x 1.5	Spin-On	Horizontal	1/2" NPT	PH8A	None	Cast Aluminum	1227	1042	1034	TB TRANS DAPT
90°	F	2-1/2"	2-3/4"	22mm x 1.5	Spin-On	Horizontal	1/2" NPT	PH8A	None	Cast Aluminum	1727	1042	1034	TB TRANS DAPT
Standard	A	2-1/2"	2-3/4"	22mm x 1.5	Spin-On	Horizontal	-12 AN	HP4	-8 AN	Billet Aluminum	3387	1042	1066	Hamburger's Performance Products

#### DODGE CUMMINS DIESEL 5.9L

Standard	A	2-1/4"	3-11/16"	1"-16	Spin-On	Horizontal	-12 AN	HP6	-8 AN	Billet Aluminum	3388	1037	3334	Hamburger's Performance Products
----------	---	--------	----------	-------	---------	------------	--------	-----	-------	-----------------	------	------	------	----------------------------------

### FORD

#### FORD INLINE 6, V6 AND V8 ENGINES

Standard	A	2-1/2"	2-3/4"	3/4"-16	Spin-On	Horizontal	-12 AN	PH8A	-8 AN	Billet Aluminum	3383	1042	1034	Hamburger's Performance Products
Standard	E	2-1/2"	2-3/4"	3/4"-16	Spin-On	Horizontal	1/2" NPT	PH8A	None	Cast Aluminum	1213	1042	1034	TB TRANS DAPT
90°	F	2-1/2"	2-3/4"	3/4"-16	Spin-On	Horizontal	1/2" NPT	PH8A	None	Cast Aluminum	1713	1042	1034	TB TRANS DAPT

#### 4.6L, 5.0L [COYOTE], 5.4L MODULAR, 6.8L V10

Standard	E	2-1/2"	2-3/4"	22mm x 1.5	Spin-On	Horizontal	1/2" NPT	PH8A	None	Cast Aluminum	1227	1042	1034	TB TRANS DAPT
90°	F	2-1/2"	2-3/4"	22mm x 1.5	Spin-On	Horizontal	1/2" NPT	PH8A	None	Cast Aluminum	1727	1042	1034	TB TRANS DAPT
Standard	A	2-1/2"	2-3/4"	22mm x 1.5	Spin-On	Horizontal	-12 AN	HP4	-8 AN	Billet Aluminum	3387	1042	1066	Hamburger's Performance Products

#### FORD 7.3L DIESEL [1-1/2"-16 THREAD]

Standard	A	3-1/2"	4-11/16"	1-1/2"-16	Spin-On	Horizontal	-12 AN	PH3786	-8 AN	Billet Aluminum	3318	1039	3382	Hamburger's Performance Products
----------	---	--------	----------	-----------	---------	------------	--------	--------	-------	-----------------	------	------	------	----------------------------------

#### FORD DIESEL [1-1/2"-12 THREAD]

Standard	A	3-1/2"	4-11/16"	1-1/2"-12	Spin-On	Horizontal	-12 AN	HP6	-8 AN	Billet Aluminum	3389	1039	3334	Hamburger's Performance Products
----------	---	--------	----------	-----------	---------	------------	--------	-----	-------	-----------------	------	------	------	----------------------------------

### GENERAL MOTORS

#### GENERAL MOTORS V6, 4 CYLINDER & IMPORTS

Standard	E	2-1/2"	2-3/4"	18mm x 1.5	Spin-On	Horizontal	1/2" NPT	PH8A	None	Cast Aluminum	1250	1042	1034	TB TRANS DAPT
90°	F	2-1/2"	2-3/4"	18mm x 1.5	Spin-On	Horizontal	1/2" NPT	PH8A	None	Cast Aluminum	1750	1042	1034	TB TRANS DAPT
Standard	A	2-1/2"	2-3/4"	18mm x 1.5	Spin-On	Horizontal	-12 AN	HP4	-8 AN	Billet Aluminum	3386	1042	1066	Hamburger's Performance Products

#### CHEVY / GMC SB & BB V8

Standard	E	3-3/16"	3-7/16"	13/16"-16	Spin-On	Horizontal	1/2" NPT	PH8A	None	Cast Aluminum	1222	1043	1034	TB TRANS DAPT
Standard	A	3-3/16"	3-7/16"	13/16"-16	Spin-On	Horizontal	-12 AN	HP4	-8 AN	Billet Aluminum	3384	1043	1066	Hamburger's Performance Products

#### GM LS 1999-06 [4.8L, 5.3L, 6.0L]

Standard	E	2-1/2"	2-3/4"	13/16"-16	Spin-On	Horizontal	1/2" NPT	PH8A	None	Cast Aluminum	1220	1042	1034	TB TRANS DAPT
----------	---	--------	--------	-----------	---------	------------	----------	------	------	---------------	------	------	------	---------------





## DUAL oil filter relocation kits (continued)

BYPASS STYLE	PHOTO REFERENCE (SEE ABOVE)	BYPASS & ENGINE INFORMATION		ENGINE OIL FILTER NIPPLE SIZE		MOUNTING STYLE		PORT ORIENTATION		PORT SIZE		FILTER SIZE (Or Equivalent)		AUXILIARY PORT	MATERIAL	SYSTEM PART#	REPLACEMENT BYPASS O-RING	REPLACEMENT FILTER BASE NIPPLE	BRAND
		I.D.	O.D.	ENGINE OIL FILTER NIPPLE SIZE	MOUNTING STYLE	PORT ORIENTATION	PORT SIZE	Filter Size (Or Equivalent)	AUXILIARY PORT	MATERIAL	SYSTEM PART#	REPLACEMENT BYPASS O-RING	REPLACEMENT FILTER BASE NIPPLE	BRAND					
<b>GM LS 1999-06 [4.8L, 5.3L, 6.0L]</b>																			
90°	F	2-1/2"	2-3/4"	13/16"-16	Spin-On	Horizontal	1/2" NPT	PH8A	None	Cast Aluminum	1720	1042	1034						TD TRANS DAPT
Standard	A	2-1/2"	2-3/4"	13/16"-16	Spin-On	Horizontal	-12 AN	HP4	-8 AN	Billet Aluminum	3385	1042	1066						Hamburger's Performance Products
LS Swap Pan Integration	E	NO BYPASS! Oil lines attach directly to -10AN fittings on Aftermarket LS swap oil pans				Horizontal	1/2" NPT	PH8A	None	Cast Aluminum	1016	No Bypass	1034						TD TRANS DAPT
LS Swap Pan Integration	A	NO BYPASS! Oil lines attach directly to -10AN fittings on Aftermarket LS swap oil pans				Horizontal	-12 AN	PH8A	-8 AN	Billet Aluminum	3371	No Bypass	1034						Hamburger's Performance Products
<b>GM LS 2007-15 [4.8L, 5.3L, 6.0L]</b>																			
Standard	E	2-1/2"	2-3/4"	22mm x 1.5	Spin-On	Horizontal	1/2" NPT	PH8A	None	Cast Aluminum	1227	1042	1034						TD TRANS DAPT
90°	F	2-1/2"	2-3/4"	22mm x 1.5	Spin-On	Horizontal	1/2" NPT	PH8A	None	Cast Aluminum	1727	1042	1034						TD TRANS DAPT
Standard	A	2-1/2"	2-3/4"	22mm x 1.5	Spin-On	Horizontal	-12 AN	HP4	-8 AN	Billet Aluminum	3387	1042	1066						Hamburger's Performance Products
LS Swap Pan Integration	E	NO BYPASS! Oil lines attach directly to -10AN fittings on Aftermarket LS swap oil pans				Horizontal	1/2" NPT	PH8A	None	Cast Aluminum	1016	No Bypass	1034						TD TRANS DAPT
LS Swap Pan Integration	A	NO BYPASS! Oil lines attach directly to -10AN fittings on Aftermarket LS swap oil pans				Horizontal	-12 AN	PH8A	-8 AN	Billet Aluminum	3371	No Bypass	1034						Hamburger's Performance Products

### IMPORTS [with 20mm x 1.5 Oil Filter Nipple]; JEEP

Standard	E	2-1/2"	2-3/4"	20mm x 1.5	Spin-On	Horizontal	1/2" NPT	PH8A	None	Cast Aluminum	1258	1042	1034						TD TRANS DAPT
90°	F	2-1/2"	2-3/4"	20mm x 1.5	Spin-On	Horizontal	1/2" NPT	PH8A	None	Cast Aluminum	1758	1042	1034						TD TRANS DAPT

## REMOTE MOUNT oil filter bases

Use these remote oil filter mounting brackets to relocate your oil filter for easier access, or to increase the oil capacity of your vehicle's lubrication system. Match the reference letter in the product charts below to these photos for product identification.

### STANDARD-DUTY CONSTRUCTION

#### Cast Aluminum REMOTE FILTER BASES



All cast and billet aluminum remote oil filter bases include filter nipple(s). These bases are also available as part of Hamburger's and Trans-Dapt Oil Filter Relocation Systems. Refer to Pages 71-79 for these complete kits.

### PREMIUM CONSTRUCTION

#### Billet Aluminum REMOTE FILTER BASES



DESIGN	REFERENCE PHOTO	MATERIAL	PORT ORIENTATION	INLET/OUTLET PORT SIZE	AUXILIARY PORT	NIPPLE SIZE	FILTER SIZE (OR EQUIVALENT)	PART #	REPLACEMENT NIPPLE	BRAND
Multi-Position	N	Billet Aluminum	Horizontal	-12AN	None	1-1/2"-12	HP6	3350	3334	Hamburger's Performance Products
Multi-Position	N	Billet Aluminum	Horizontal	-12AN	None	13/16"-16	HP4	3302	1066	Hamburger's Performance Products

\*Cast Aluminum filtration components are not for use on Race, Marine or Diesel Applications!

REMOTE MOUNT oil filter bases (continued)

DESIGN	REFERENCE PHOTO	MATERIAL	PORT ORIENTATION	INLET/OUTLET PORT SIZE	AUXILIARY PORT	NIPPLE SIZE	FILTER SIZE (OR EQUIVALENT)	PART #	REPLACEMENT NIPPLE	BRAND
Multi-Position	N	Billet Aluminum	Horizontal	-12AN	None	3/4"-16	PH8A	3344	1034	
Multi-Position	N	Billet Aluminum	Horizontal	-12AN	None	1-1/2"-16	PH3786	3315	3382	
Multi-Position	N	Billet Aluminum	Horizontal	-12AN	None	1"-16	M1-403	3307	3380	

SINGLE REMOTE OIL FILTER BASES - VERTICAL PORTS

Vertical	P	Billet Aluminum	Vertical	-12AN	None	1-1/2"-12	HP6	3304	3334	
Vertical	P	Billet Aluminum	Vertical	-12AN	None	13/16"-16	HP4	3347	1066	
Vertical	P	Billet Aluminum	Vertical	-12AN	None	3/4"-16	PH8A	3343	1034	
Vertical	P	Billet Aluminum	Vertical	-12AN	None	1-1/2"-16	PH3786	3309	3082	
Vertical	P	Billet Aluminum	Vertical	-12AN	None	1"-16	M1-403	3306	3080	
Vertical	K	Cast Aluminum	Vertical	1/2 NPT	None	3/4"-16	PH8A	1028	1030	
Vertical	K	Cast Aluminum	Vertical	1/4 NPT	None	3/4"-16	PH8A	1055	1030	
Vertical	K	Cast Aluminum	Vertical	1/8 NPT	None	3/4"-16	PH8A	1075	1030	

SINGLE REMOTE OIL FILTER BASES - HORIZONTAL PORTS

Horizontal	O	Billet Aluminum	Horizontal Left Facing	-12AN	1/8 NPT	1-1/2"-12	HP6	3301	3334	
Horizontal	O	Billet Aluminum	LEFT-TO-RIGHT OIL FLOW	-12AN	1/8 NPT	1-1/2"-12	HP6	3402	3334	
Horizontal	O	Billet Aluminum	RIGHT-TO-LEFT OIL FLOW	-12AN	1/8 NPT	1-1/2"-12	HP6	3407	3334	
Horizontal	O	Billet Aluminum	Horizontal	-12AN	None	13/16"-16	HP4	3303	1066	
Horizontal	O	Billet Aluminum	Horizontal	-12AN	1/8 NPT	3/4"-16	PH8A	3300	1034	
Horizontal	O	Billet Aluminum	Horizontal	-12AN	None	1-1/2"-16	PH3786	3308	3082	
Horizontal	O	Billet Aluminum	LEFT-TO-RIGHT OIL FLOW	-12AN	None	1-1/2"-16	PH3786	3403	3082	
Horizontal	O	Billet Aluminum	RIGHT-TO-LEFT OIL FLOW	-12AN	None	1-1/2"-16	PH3786	3408	3082	
Horizontal	O	Billet Aluminum	Horizontal	-12AN	1/8 NPT	1"-16	M1-403	3305	3080	
Horizontal	L	Cast Aluminum	Horizontal	1/2 NPT	None	3/4"-16	PH8A	1045	1034	

DUAL REMOTE OIL FILTER BASES


True-Dual	R	Billet Aluminum	Horizontal	-12AN	-8AN	1-1/2"-12	HP6	3311	3334	
True-Dual	R	Billet Aluminum	Horizontal	-12AN	-8AN	13/16"-16	HP4	3313	1066	
True-Dual	R	Billet Aluminum	Horizontal	-12AN	-8AN	3/4"-16	PH8A	3310	1034	
True-Dual	R	Billet Aluminum	Horizontal	-12AN	-8AN	1-1/2"-16	PH3786	3314	3382	
True-Dual	R	Billet Aluminum	Horizontal	-12AN	-8AN	1"-16	M1-403	3312	3380	
Double Capacity	M	Cast Aluminum	Horizontal	1/2 NPT	None	3/4"-16	PH8A	1030	1034	

\*Cast Aluminum filtration components are not for use on Race, Marine or Diesel Applications!

# SPIN-ON filter bypass adapters

Trans-Dapt and Hamburger's spin-on style filter bypass adapters install as easily as an oil filter and allow you to run oil lines to a remote filter base or dry sump oiling system. Match the reference letter in the product charts below to these photos for product identification.

## STANDARD-DUTY CONSTRUCTION Cast Aluminum<sup>♣</sup> FILTER BYPASS ADAPTERS



## PREMIUM CONSTRUCTION Billet Aluminum FILTER BYPASS ADAPTERS



BYPASS STYLE	REFERENCE PHOTO	MATERIAL	INLET/OUTLET PORT SIZE	NIPPLE SIZE	I.D.	O.D.	PART #	REPLACEMENT O-RING	BRAND
<b>DODGE [AND OTHER MOPARS]</b>									
CHRYSLER SLANT 6 AND V8; DODGE HEMI ENGINES [2003-07] 5.7L, 6.1L, VARIOUS MOPAR ENGINES									
Standard	U	Billet Aluminum	-12AN	3/4"-16	2-1/2"	2-3/4"	3320	1042	Hamburger's Performance Products
Standard	S	Cast Aluminum	1/2 NPT	3/4"-16	2-1/2"	2-3/4"	1013	1042	Tb TRANS DAPT
90°	T	Cast Aluminum	1/2 NPT	3/4"-16	2-1/2"	2-3/4"	1413	1042	Tb TRANS DAPT
DODGE HEMI ENGINES [2008-19] 5.7L, 6.1L-6.4L V8									
Standard	U	Billet Aluminum	-12AN	22mm-1.5	2-1/2"	2-3/4"	3323	1042	Hamburger's Performance Products
Standard	S	Cast Aluminum	1/2 NPT	22mm-1.5	2-1/2"	2-3/4"	1027	1042	Tb TRANS DAPT
90°	T	Cast Aluminum	1/2 NPT	22mm-1.5	2-1/2"	2-3/4"	1427	1042	Tb TRANS DAPT
DODGE CUMMINS DIESEL									
Standard	U	Billet Aluminum	-12AN	1"-16	2-1/4"	3-11/16"	3351	1037	Hamburger's Performance Products
<b>FORD</b>									
FORD INLINE 6, V6 AND V8 ENGINES									
Standard	U	Billet Aluminum	-12AN	3/4"-16	2-1/2"	2-3/4"	3320	1042	Hamburger's Performance Products
Standard	S	Cast Aluminum	1/2 NPT	3/4"-16	2-1/2"	2-3/4"	1013	1042	Tb TRANS DAPT
90°	T	Cast Aluminum	1/2 NPT	3/4"-16	2-1/2"	2-3/4"	1413	1042	Tb TRANS DAPT
4.6L, 5.0L [COYOTE], 5.4L MODULAR, 6.8L V10									
Standard	U	Billet Aluminum	-12AN	22mm-1.5	2-1/2"	2-3/4"	3323	1042	Hamburger's Performance Products
Standard	S	Cast Aluminum	1/2 NPT	22mm-1.5	2-1/2"	2-3/4"	1027	1042	Tb TRANS DAPT
90°	T	Cast Aluminum	1/2 NPT	22mm-1.5	2-1/2"	2-3/4"	1427	1042	Tb TRANS DAPT
FORD 7.3L DIESEL [1-1/2"-16 THREAD]									
Standard	U	Billet Aluminum	-12AN	1-1/2"-16	3-1/2"	4-11/16"	3360	1039	Hamburger's Performance Products
FORD DIESEL [1-1/2"-12 THREAD]									
Standard	U	Billet Aluminum	-12AN	1-1/2"-12	3-1/2"	4-11/16"	3352	1039	Hamburger's Performance Products
<b>GENERAL MOTORS</b>									
BUICK, CADILLAC, OLDSMOBILE, PONTIAC									
Standard	U	Billet Aluminum	-12AN	13/16"-16	2-1/2"	2-3/4"	3324	1042	Hamburger's Performance Products
Standard	S	Cast Aluminum	1/2 NPT	13/16"-16	2-1/2"	2-3/4"	1020	1042	Tb TRANS DAPT
90°	T	Cast Aluminum	1/2 NPT	13/16"-16	2-1/2"	2-3/4"	1420	1042	Tb TRANS DAPT
CHEVROLET / GMC 4 CYLINDER & V6									
Standard	U	Billet Aluminum	-12AN	18mm-1.5	2-1/2"	2-3/4"	3322	1042	Hamburger's Performance Products
Standard	S	Cast Aluminum	1/2 NPT	18mm-1.5	2-1/2"	2-3/4"	1050	1042	Tb TRANS DAPT
90°	T	Cast Aluminum	1/2 NPT	18mm-1.5	2-1/2"	2-3/4"	1450	1042	Tb TRANS DAPT

♣Cast Aluminum filtration components are not for use on Race, Marine or Diesel Applications!

## SPIN-ON filter bypass adapters (continued)

BYPASS STYLE	REFERENCE PHOTO	MATERIAL	INLET/OUTLET PORT SIZE	NIPPLE SIZE	I.D.	O.D.	PART #	REPLACEMENT O-RING	BRAND
<b>GENERAL MOTORS</b>									
<b>CHEVY / GMC SB &amp; BB V8</b>									
Standard	U	Billet Aluminum	-12AN	13/16"-16	3-3/16"	3-7/16"	3321	1043	Hamburger's Performance Products
Standard	S	Cast Aluminum	1/2 NPT	13/16"-16	3-3/16"	3-7/16"	1022	1043	TD TRANS DAPT
<b>GM LS 1999-06 [4.8L, 5.3L, 6.0L]</b>									
Standard	U	Billet Aluminum	-12AN	13/16"-16	2-1/2"	2-3/4"	3324	1042	Hamburger's Performance Products
Standard	S	Cast Aluminum	1/2 NPT	13/16"-16	2.500	2.750	1020	1042	TD TRANS DAPT
90°	T	Cast Aluminum	1/2 NPT	13/16"-16	2.500	2.750	1420	1042	TD TRANS DAPT
<b>GM LS 2007-15 [4.8L, 5.3L, 6.0L]</b>									
Standard	U	Billet Aluminum	-12AN	22mm-1.5	2.500	2.750	3327	1042	Hamburger's Performance Products
Standard	S	Cast Aluminum	1/2 NPT	22mm-1.5	2.500	2.750	1027	1042	TD TRANS DAPT
90°	T	Cast Aluminum	1/2 NPT	22mm-1.5	2.500	2.750	1427	1042	TD TRANS DAPT
<b>IMPORTS [WITH 20MM X 1.5 NIPPLE OIL FILTER]</b>									
Standard	S	Cast Aluminum	1/2 NPT	20mm-1.5	2.500	2.750	1058	1042	TD TRANS DAPT
90°	T	Cast Aluminum	1/2 NPT	20mm-1.5	2.500	2.750	1458	1042	TD TRANS DAPT
<b>JEEP</b>									
Standard	S	Cast Aluminum	1/2 NPT	20mm-1.5	2.500	2.750	1058	1042	TD TRANS DAPT
90°	T	Cast Aluminum	1/2 NPT	20mm-1.5	2.500	2.750	1458	1042	TD TRANS DAPT

## BOLT-ON filter bypass adapters

Bolt-on filter bypass adapters allow you to run oil lines to a remote filter base or dry sump oiling system. Match the reference letter in the product charts below to these photos for product identification.

**STANDARD-DUTY CONSTRUCTION**  
**Cast Aluminum**  
**FILTER BYPASS ADAPTERS**

**V** 1011  
1959-64 PONTIAC BOLT-ON BYPASS ADAPTER

**W** 1015  
1957-76 FORD FE BOLT-ON BYPASS ADAPTER

**PREMIUM CONSTRUCTION**  
**Billet Aluminum**  
**FILTER BYPASS ADAPTERS**

**X** 3328  
90 DEGREE BOLT-ON BYPASS ADAPTER


**Y** 3325  
'56-67 SB/BB CHEVY BOLT-ON BYPASS ADAPTER

APPLICATIONS	REFERENCE PHOTO	BYPASS DESIGN	MATERIAL	INLET/OUTLET PORT SIZE	PART#	REPLACEMENT O-RING/GASKET	BRAND
<b>CHEVROLET</b>							
<b>SB CHEVY &amp; BB CHEVY V8; 1956-67</b>							
1956-67 SB & BB V8 (1/4" & 5/16" Bolts)	Y	Standard	BILLET ALUMINUM	-12AN	3325	1035/1036	Hamburger's Performance Products
1956-67 SB & BB V8 (1/4" & 5/16" Bolts) [No Bypass valve]	Y	Standard	BILLET ALUMINUM	N/A	3326	1035/1036	Hamburger's Performance Products
1956-67 SB & BB V8 (1/4" & 5/16" Bolts)	X	90°	BILLET ALUMINUM	-12AN	3328	1035/1036	Hamburger's Performance Products
<b>BB CHEVY (GEN V) V8S</b>							
BB Chevy V8 (Gen V) (for blocks with deeper recess)	X	90°	BILLET ALUMINUM	-12AN	3329	1035/1036	Hamburger's Performance Products
<b>FORD</b>							
<b>FORD FE ENGINES; 1958-76 [332, 352, 390, 406, 428 ENGINES]</b>							
1958-76 Ford 332, 352, 390, 406, & 428	W	Standard	CAST ALUMINUM	1/2 NPT	1015	N/A	TD TRANS DAPT
<b>PONTIAC</b>							
1959-64 Pontiacs (All)	V	Standard	CAST ALUMINUM	1/2 NPT	1011	N/A	TD TRANS DAPT

♣ Cast Aluminum filtration components are not for use on Race, Marine or Diesel Applications!

# DOMESTIC VEHICLES

## Oil Filter Relocation Kit Application Guide



Use the charts on these pages to find the correct oil filtration relocation kit for your vehicle. The chart includes both Hamburger's Performance CNC machined, billet aluminum, and Trans-Dapt Performance Products' cast aluminum single & double remote oil filter relocation kits. To choose a kit, find your vehicle application, then select the part number in the column for the relocation kit that best fits your requirements. Please note, we now offer systems with vertical or horizontal inlet/outlet ports, as well as kits with a 90° bypass adapter for limited clearance.

For complete relocation kit details, turn to page 68-71

APPLICATION	BILLET ALUMINUM				CAST ALUMINUM <sup>▲</sup>						
	A TRUE-DUAL FILTER HORIZONTAL PORTS	B MULTI-POSITION HORIZONTAL PORTS	C SINGLE FILTER HORIZONTAL PORTS	D SINGLE FILTER HORIZONTAL PORTS	OIL FILTER SANDWICH ADAPTER	E DOUBLE FILTER HORIZONTAL PORTS	F DOUBLE FILTER 90° BYPASS HORIZONTAL PORTS	G SINGLE FILTER HORIZONTAL PORTS	H SINGLE FILTER 90° BYPASS HORIZONTAL PORTS	I SINGLE FILTER VERTICAL PORTS	J SINGLE FILTER 90° BYPASS VERTICAL PORTS
1959-79 AMC V8 Cars only (See JEEP listings on next page)	3385	3375	3355	3365	1320	1220	1720	1520	1820	1120	1620
1991-96 BUICK V8 LT1 Roadmaster & Wagon	3384	3374	3354	3364	1322	1222		1522		1122	
1959-78 BUICK V8 including 215 Aluminum V8 61-63	3385	3375	3355	3365	1320	1220	1720	1520	1820	1120	1620
1976-09 BUICK V6, except some 1976 231 V6	3386	3376	3356	3366	1350	1250	1750	1550	1850	1150	1650
1968-76 BUICK V6	3384	3374	3354	3364	1322	1222		1522		1122	
1996-98 BUICK 4 Cyl. 2.4L	3385	3375	3355	3365	1320	1220	1720	1520	1820	1120	1620
1980-96 BUICK 4 Cyl. except oil filter in pan & 2.4L	3386	3376	3356	3366	1350	1250	1750	1550	1850	1150	1650
1994-96 CADILLAC V8 5.7L	3386	3376	3356	3366	1350	1250	1750	1550	1850	1150	1650
1990-93 CADILLAC V8 5.0 & 5.7L	3384	3374	3354	3364	1322	1222		1522		1122	
2007-15 CADILLAC Trucks & SUVs 4.8, 5.3 & 6.0L	3387	3377	3357	3367	1327	1227	1727	1527	1827	1127	1627
1960-09 CADILLAC V8 & 4.5, 4.9 & 4.6L Northstar	3385	3375	3355	3365	1320	1220	1720	1520	1820	1120	1620
1999-00 CADILLAC Trucks & SUVs 5.7L	3386	3376	3356	3366	1350	1250	1750	1550	1850	1150	1650
2001-06 CADILLAC Trucks & SUVs 5.3 & 6.0L	3385	3375	3355	3365	1320	1220	1720	1520	1820	1120	1620
1997-98 CADILLAC V6	3385	3375	3355	3365	1320	1220	1720	1520	1820	1120	1620
1980-88 CADILLAC V6	3386	3376	3356	3366	1350	1250	1750	1550	1850	1150	1650
1982-86 CADILLAC 4 Cyl.	3386	3376	3356	3366	1350	1250	1750	1550	1850	1150	1650
1968-00 CHEVROLET V8 except 88-02 SB V8 4WD Pickup, 90-02 Corvette, 94-96 Caprice/Impala SS & 98-02 Camaro	3384	3374	3354	3364	1322	1222		1522		1122	
2007-15 CHEVROLET Trucks & SUVs 4.8, 5.3 & 6.0L	3387	3377	3357	3367	1327	1227	1727	1527	1827	1127	1627
1968-09 CHEVROLET BB V8 Incl. 8.1L & Motorhomes	3384	3374	3354	3364	1322	1222		1522		1122	
1998-02 CHEVROLET Camaro Z28 & SS V8 LS1	3385	3375	3355	3365	1320	1220	1720	1520	1820	1120	1620
1997-04 CHEVROLET Corvette & Z06 V8 LS1 & LS6	3385	3375	3355	3365	1320	1220	1720	1520	1820	1120	1620
1994-96 CHEVROLET V8 Impala SS & Caprice LT1	3386	3376	3356	3366	1350	1250	1750	1550	1850	1150	1650
1988-00 CHEVROLET SB V8 Pickup 5.7L	3386	3376	3356	3366	1350	1250	1750	1550	1850	1150	1650
1990-96 CHEVROLET V8 Corvette 5.7L Engine Code* (J)					1358	1258	1758	1558	1858	1158	1658
1990-91 CHEVROLET V8 Corvette 5.7L Engine Code* (8)	3384	3374	3354	3364	1322	1222		1522		1122	
1992-96 CHEVROLET V8 Corvette 5.7L Engine Code* (P)	3386	3376	3356	3366	1350	1250	1750	1550	1850	1150	1650
1976-05 CHEVROLET L4 & V6, Camaro, S-10 & Astro Van 2.2, 2.8, 3.1, 3.4, 3.8 & 4.3L (Cars & Trucks)	3386	3376	3356	3366	1350	1250	1750	1550	1850	1150	1650
2001-09 CHEVROLET Colorado, Trail Blazer, 3.5 & 4.2L	3385	3375	3355	3365	1320	1220	1720	1520	1820	1120	1620
1962-89 CHEVROLET L6	3384	3374	3354	3364	1322	1222		1522		1122	
1996-02 CHEVROLET 4 Cyl. 2.4L Cavalier & Z24	3385	3375	3355	3365	1320	1220	1720	1520	1820	1120	1620
1980-02 CHEVROLET 4 Cyl. 2.2 & 2.5L S-10 except those with oil filter in 1.6L Nova, 1.8L Diesel, 1.5L Spectrum & all GEOs	3386	3376	3356	3366	1350	1250	1750	1550	1850	1150	1650
1982-85 CHEVROLET 4 Cyl. 1.9L S-10					1358	1258	1758	1558	1858	1158	1658
1985-88 CHEVROLET 4 Cyl. Spectrum 1.5L	3383	3373	3353	3363	1313	1213	1713	1513	1813	1113	1613
1985-88 CHEVROLET 4 Cyl. Nova 1.6L	3383	3373	3353	3363	1313	1213	1713	1513	1813	1113	1613
2008-16 CHRYSLER 300	3387	3377	3357	3367	1327	1227	1727	1527	1827	1127	1627
1959-07 CHRYSLER/DODGE/PLYMOUTH V8 SB/BB/Hemi, V6, Slant 6, 8.0L-V10 Dodge Trucks ALL	3383	3373	3353	3363	1313	1213	1713	1513	1813	1113	1613
2008-15 DODGE Challenger 5.7, 6.1, 6.2, 6.4L V8 (also 09-10 3.5L V6)	3387	3377	3357	3367	1327	1227	1727	1527	1827	1127	1627
2008-15 DODGE Charger 5.7, 6.1, 6.2, 6.4L V8 (also 06-10 3.5L V6)	3387	3377	3357	3367	1327	1227	1727	1527	1827	1127	1627
2000-07 DODGE Dakota 4.7L V8	3383	3373	3353	3363	1313	1213	1713	1513	1813	1113	1613
2004-07 DODGE Durango 5.7L V8; 2000-09 4.7L V8	3383	3373	3353	3363	1313	1213	1713	1513	1813	1113	1613
2005-08 DODGE Magnum 2.7, 3.5L V6, 5.7 & 6.1L V8	3383	3373	3353	3363	1313	1213	1713	1513	1813	1113	1613

▲Cast Aluminum filtration components are not for use on Race, Marine or Diesel Applications!

\*8th character of VIN number of car.

DOMESTIC VEHICLES (Continued)

Oil Filter Relocation Kit Application Guide



APPLICATION	BILLET ALUMINUM				CAST ALUMINUM <sup>▲</sup>						
	A TRUE-DUAL™ DOUBLE FILTER HORIZONTAL PORTS	B MULTI-POSITION HORIZONTAL PORTS	C SINGLE FILTER HORIZONTAL PORTS	D SINGLE FILTER HORIZONTAL PORTS	OIL FILTER SANDWICH ADAPTER	E DOUBLE FILTER HORIZONTAL PORTS	F DOUBLE FILTER 90° BYPASS HORIZONTAL PORTS	G SINGLE FILTER HORIZONTAL PORTS	H SINGLE FILTER 90° BYPASS HORIZONTAL PORTS	I SINGLE FILTER VERTICAL PORTS	J SINGLE FILTER 90° BYPASS VERTICAL PORTS
2008-15 DODGE RAM 1500-3500 5.7L V8; 2002-13 4.7L V8	3387	3377	3357	3367	1327	1227	1727	1527	1827	1127	1627
DODGE Cummins Diesel 5.9L	3388	3378	3368	3358	-	-	-	-	-	-	-
1992-09 FORD V8 4.6, 5.4, 6.8L V10 (Cars, Mustang, Trucks & Motorhomes) & some 94-98 5.8L Trucks	3387	3377	3357	3367	1327	1227	1727	1527	1827	1127	1627
1957-98 FORD Cars & Trucks ALL with PH8A Filter	3383	3373	3353	3363	1313	1213	1713	1513	1813	1113	1613
1957-98 FORD V8 except, 4.6L, some 94-98 5.8L Trucks	3383	3373	3353	3363	1313	1213	1713	1513	1813	1113	1613
1957-04 FORD V6 & L6 except Pinto-Bobcat 2.8L V6 & 93-96 2.5 & 3.8L V6	3383	3373	3353	3363	1313	1213	1713	1513	1813	1113	1613
1996-00 FORD V6 3.0L (24V) DOHC	3387	3377	3357	3367	1327	1227	1727	1527	1827	1127	1627
1975-79 FORD V6 Pinto-Bobcat 2.8L	-	-	-	-	1358	1258	1758	1558	1858	1158	1658
2000-04 FORD 4 Cyl. Focus 2.0L ALL, except Courier	3383	3373	3353	3363	1313	1213	1713	1513	1813	1113	1613
1972-83 FORD 4 Cyl. Courier 1.8 & 2.0L	-	-	-	-	1358	1258	1758	1558	1858	1158	1658
FORD Diesel Trucks (with 1-1/2" filter nipple diameter)	3389	3379	3369	3359	-	-	-	-	-	-	-
1968-98 GMC V8 SB & BB Incl. 8.1L Vortec	3384	3374	3354	3364	1322	1222	-	1522	-	1122	-
1999-06 GMC V8 Trucks & SUVs 4.8, 5.3 & 6.0L	3385	3375	3355	3365	1320	1220	1720	1520	1820	1120	1620
2007-15 GMC V8 Trucks & SUVs 4.8, 5.3 & 6.0L	3387	3377	3357	3367	1327	1227	1727	1527	1827	1127	1627
1988-00 GMC SB V8 5.7L	3386	3376	3356	3366	1350	1250	1750	1550	1850	1150	1650
1979-09 GMC 1500, S-15, & Safari V6 2.8 & 4.3L	3386	3376	3356	3366	1350	1250	1750	1550	1850	1150	1650
1901-09 GMC Canyon, Envoy & XL, 3.5L I5, 4.2L I6	3385	3375	3355	3365	1320	1220	1720	1520	1820	1120	1620
1968-89 GMC L6	3384	3374	3354	3364	1322	1222	-	1522	-	1122	-
1983-96 GMC 4 Cyl. 2.0 & 2.5L S-15 except with filter pan	3386	3376	3356	3366	1350	1250	1750	1550	1850	1150	1650
1982-85 GMC 4 Cyl. S-15 Pickup 1.9L	-	-	-	-	1358	1258	1758	1558	1858	1158	1658
2003-09 HUMMER H2 6.0L V8	3385	3375	3355	3365	1320	1220	1720	1520	1820	1120	1620
2008-10 Jeep Commander 4.7 & 5.7L V8	3387	3377	3357	3367	1327	1227	1727	1527	1827	1127	1627
1999-07 Jeep Grand Cherokee 4.7L V8	3383	3373	3353	3363	1313	1213	1713	1513	1813	1113	1613
2008-19 Jeep Grand Cherokee 5.7, 6.1 & 6.4L V8	3387	3377	3357	3367	1327	1227	1727	1527	1827	1127	1627
1991-07 JEEP V8, L6 & 4 Cyl. ALL with PH16 Filter	3383	3373	3353	3363	1313	1213	1713	1513	1813	1113	1613
1987-93 JEEP V6, L6 & 4 Cyl. Light Trucks	-	-	-	-	1358	1258	1758	1558	1858	1158	1658
1960-86 JEEP V8 L6 & 4 Light Trucks, except 230 L6	3385	3375	3355	3365	1320	1220	1720	1520	1820	1120	1620
1960-69 JEEP 230 L6	3383	3373	3353	3363	1313	1213	1713	1513	1813	1113	1613
1980-86 JEEP 4 Cyl.	3386	3376	3356	3366	1350	1250	1750	1550	1850	1150	1650
1977-79 JEEP 4 Cyl.	3383	3373	3353	3363	1313	1213	1713	1513	1813	1113	1613
1991-92 OLDSMOBILE V8 LT1 5.0 & 5.7L Custom Cruiser	3384	3374	3354	3364	1322	1222	-	1522	-	1122	-
1959-88 OLDSMOBILE V8 & 215 Aluminum V8 61-63 (not 79-81 265-301)	3385	3375	3355	3365	1320	1220	1720	1520	1820	1120	1620
1979-81 OLDSMOBILE V8 265-301 only	3386	3376	3356	3366	1350	1250	1750	1550	1850	1150	1650
1976-00 OLDSMOBILE V6 3.8L	3386	3376	3356	3366	1350	1250	1750	1550	1850	1150	1650
2001-04 OLDSMOBILE Bravada, 4.2L L6	3385	3375	3355	3365	1320	1220	1720	1520	1820	1120	1620
1966-76 OLDSMOBILE L6	3384	3374	3354	3364	1322	1222	-	1522	-	1122	-
1996-00 OLDSMOBILE 4 Cyl. 2.4L	3385	3375	3355	3365	1320	1220	1720	1520	1820	1120	1620
1980-96 OLDSMOBILE 4 Cyl., except those w/ oil filter in pan & 2.4L	3386	3376	3356	3366	1350	1250	1750	1550	1850	1150	1650
1960-89 PONTIAC V8 except 265-301 V8 & Chevy type V8s	3385	3375	3355	3365	1320	1220	1720	1520	1820	1120	1620
1979-81 PONTIAC V8 265-301 only	3386	3376	3356	3366	1350	1250	1750	1550	1850	1150	1650
1998-02 PONTIAC Firebird, WS6 & Trans Am LS1 V8	3385	3375	3355	3365	1320	1220	1720	1520	1820	1120	1620
1978-97 PONTIAC V8 models with Chevy type V8s	3384	3374	3354	3364	1322	1222	-	1522	-	1122	-
1976-07 PONTIAC V6 3800 & Firebird, except Fiero	3386	3376	3356	3366	1350	1250	1750	1550	1850	1150	1650
1964-76 PONTIAC L6	3384	3374	3354	3364	1322	1222	-	1522	-	1122	-
1979-96 PONTIAC 4 Cyl., except those with oil filter in pan & 2.4L	3386	3376	3356	3366	1350	1250	1750	1550	1850	1150	1650
1996-02 PONTIAC Sunfire 4 Cyl. 2.4L	3385	3375	3355	3365	1320	1220	1720	1520	1820	1120	1620
1991-02 SATURN 4 Cyl. 1.9L	3383	3373	3353	3363	1313	1213	1713	1513	1813	1113	1613


▲Cast Aluminum filtration components are not for use on Race, Marine or Diesel Applications!

\*8th character of VIN number of car.

# IMPORT VEHICLES

## Oil Filter Relocation Kit Application Guide

Use the charts on these pages to find the correct oil filtration relocation kit for your vehicle. The chart includes both Hamburger's Performance CNC machined, billet aluminum, and Trans-Dapt Performance Products' cast aluminum single & double remote oil filter relocation kits. To choose a kit, find your vehicle application, then select the part number in the column for the relocation kit that best fits your requirements. Please note, we now offer systems with vertical or horizontal inlet/outlet ports, as well as kits with a 90° bypass adapter for limited clearance.



For complete relocation kit details, turn to page 76-81

APPLICATION


	BILLET ALUMINUM				CAST ALUMINUM <sup>▲</sup>						
	A TRUE-DUAL DOUBLE HORIZONTAL PORTS	B MULTI-POSITION HORIZONTAL PORTS	C SINGLE FILTER HORIZONTAL PORTS	D SINGLE FILTER HORIZONTAL PORTS	OIL FILTER SANDWICH ADAPTER	E DOUBLE FILTER HORIZONTAL PORTS	F DOUBLE FILTER 90° BYPASS HORIZONTAL PORTS	G SINGLE FILTER HORIZONTAL PORTS	H SINGLE FILTER 90° BYPASS HORIZONTAL PORTS	I SINGLE FILTER VERTICAL PORTS	J SINGLE FILTER 90° BYPASS VERTICAL PORTS
1990-05 ACURA Integra, Vigor, GL, GL Sport, RL & TL 4 Cyl. & V6 1.8, 2.5, 3.0, 3.2 & 3.5L DOHC F/Inj.	-	-	-	-	1358	1258	1758	1558	1858	1158	1658
1988-04 ACURA NSX & Legend V6 3.0, 3.2L	3387	3377	3357	3367	1327	1227	1727	1527	1827	1127	1627
1994-03 ACURA Integra 4 Cyl. 1.7 & 1.8L DOHC F/Inj. V Tec	-	-	-	-	1358	1258	1758	1558	1858	1158	1658
1998-99 ACURA Integra 4 Cyl. 1.8L DOHC F/Inj. V Tec 2	-	-	-	-	1358	1258	1758	1558	1858	1158	1658
1986-89 ACURA Integra 4 Cyl. 1.6L F/Inj.	-	-	-	-	1358	1258	1758	1558	1858	1158	1658
1996-03 AUDI A4 4 Cyl. 1.8L Turbo	3383	3373	3353	3363	1313	1213	1713	1513	1813	1113	1613
1995-04 DODGE Neon & PT Cruiser 4 Cyl. 1.8L	3383	3373	3353	3363	1313	1213	1713	1513	1813	1113	1613
1995-03 DODGE Neon 4 Cyl. 2.0L F/Inj. DOHC	3383	3373	3353	3363	1313	1213	1713	1513	1813	1113	1613
1995-04 DODGE Neon 4 Cyl. 2.0, 2.4L F/Inj. SOHC	3383	3373	3353	3363	1313	1213	1713	1513	1813	1113	1613
1998-04 HONDA Accord 4 Cyl. 2.3L F/Inj. V Tec & V Tec 2	-	-	-	-	1358	1258	1758	1558	1858	1158	1658
1998-04 HONDA Accord V6 3.0L F/Inj. V Tec	-	-	-	-	1358	1258	1758	1558	1858	1158	1658
1990-97 HONDA Accord 4 Cyl. 2.2L F/Inj.	-	-	-	-	1358	1258	1758	1558	1858	1158	1658
1990-97 HONDA Accord 4 Cyl. 2.2L F/Inj. V Tec	-	-	-	-	1358	1258	1758	1558	1858	1158	1658
1995-97 HONDA Accord V6 2.7L F/Inj.	-	-	-	-	1358	1258	1758	1558	1858	1158	1658
1986-89 HONDA Accord 4 Cyl. 2.0L F/Inj., 2 bbl & 3 bbl.	-	-	-	-	1358	1258	1758	1558	1858	1158	1658
1984-85 HONDA Accord 4 Cyl. 1.8L F/Inj. & 3 bbl.	-	-	-	-	1358	1258	1758	1558	1858	1158	1658
1976-83 HONDA Accord 4 Cyl. 1.8L 3 bbl.	3387	3377	3357	3367	1327	1227	1727	1527	1827	1127	1627
1999-02 HONDA Civic 4 Cyl. 1.6L F/Inj. DOHC V Tec	-	-	-	-	1358	1258	1758	1558	1858	1158	1658
1996-02 HONDA Civic 4 Cyl. 1.6L F/Inj. All	-	-	-	-	1358	1258	1758	1558	1858	1158	1658
2003-04 HONDA Civic 4 Cyl. 1.4L Hybrid, 1.6, 1.7 & 2.0L F/Inj.	-	-	-	-	1358	1258	1758	1558	1858	1158	1658
1988-95 HONDA Civic 4 Cyl. 1.5L F/Inj.	-	-	-	-	1358	1258	1758	1558	1858	1158	1658
1988-91 HONDA Civic 4 Cyl. 1.6L F/Inj.	-	-	-	-	1358	1258	1758	1558	1858	1158	1658
1985-87 HONDA Civic 4 Cyl. 1.5L F/Inj.	3387	3377	3357	3367	1327	1227	1727	1527	1827	1127	1627
1985-87 HONDA Civic 4 Cyl. 1.5L 3 bbl.	3387	3377	3357	3367	1327	1227	1727	1527	1827	1127	1627
1984-87 HONDA Civic 4 Cyl. 1.3L 3 bbl.	3387	3377	3357	3367	1327	1227	1727	1527	1827	1127	1627
1988-91 HONDA CRX 4 Cyl. 1.5L F/Inj.	-	-	-	-	1358	1258	1758	1558	1858	1158	1658
1988-91 HONDA CRX 4 Cyl. 1.6L F/Inj.	-	-	-	-	1358	1258	1758	1558	1858	1158	1658
1985-87 HONDA CRX 4 Cyl. 1.5L F/Inj.	3387	3377	3357	3367	1327	1227	1727	1527	1827	1127	1627
1984-87 HONDA CRX 4 Cyl. 1.5L 3 bbl.	3387	3377	3357	3367	1327	1227	1727	1527	1827	1127	1627
1984-87 HONDA CRX 4 Cyl. 1.3L 3 bbl.	3387	3377	3357	3367	1327	1227	1727	1527	1827	1127	1627
2003-04 HONDA Element 4 Cyl. 2.4L F/Inj. DOHC V Tec	-	-	-	-	1358	1258	1758	1558	1858	1158	1658
1993-01 HONDA Prelude 4 Cyl. 2.2L F/Inj. DOHC V Tec	-	-	-	-	1358	1258	1758	1558	1858	1158	1658
1992-96 HONDA Prelude 4 Cyl. 2.2L F/Inj. SOHC	-	-	-	-	1358	1258	1758	1558	1858	1158	1658
1992-96 HONDA Prelude 4 Cyl. 2.3L F/Inj	-	-	-	-	1358	1258	1758	1558	1858	1158	1658
1985-91 HONDA Prelude 4 Cyl. 2.1L F/Inj.	-	-	-	-	1358	1258	1758	1558	1858	1158	1658
1988-89 HONDA Prelude 4 Cyl. 2.0L 2 bbl.	-	-	-	-	1358	1258	1758	1558	1858	1158	1658
1983-87 HONDA Prelude 4 Cyl. 1.8L 2 bbl. & 3 bbl.	-	-	-	-	1358	1258	1758	1558	1858	1158	1658
2000-03 HONDA S2000 4 Cyl. 2.0L DOHC	-	-	-	-	1358	1258	1758	1558	1858	1158	1658
1994-04 MAZDA Miata 4 Cyl. 1.8L F/Inj. DOHC & 1.8L Turbo	-	-	-	-	1358	1258	1758	1558	1858	1158	1658
1990-93 MAZDA Miata 4 Cyl. 1.6L F/Inj.	-	-	-	-	1358	1258	1758	1558	1858	1158	1658

<sup>▲</sup>Cast Aluminum filtration components are not for use on Race, Marine or Diesel Applications!

IMPORT VEHICLES (Continued)

Oil Filter Relocation Kit Application Guide

Use the charts on these pages to find the correct oil filtration relocation kit for your vehicle. The chart includes both Hamburger's Performance CNC machined, billet aluminum, and Trans-Dapt Performance Products' cast aluminum single & double remote oil filter relocation kits. To choose a kit, find your vehicle application, then select the part number in the column for the relocation kit that best fits your requirements. Please note, we now offer systems with vertical or horizontal inlet/outlet ports, as well as kits with a 90° bypass adapter for limited clearance.




APPLICATION	BILLET ALUMINUM				CAST ALUMINUM <sup>⚠</sup>						
	A TRUE-DUAL DOUBLE FILTER HORIZONTAL PORTS	B MULTI-POSITION HORIZONTAL PORTS	C SINGLE FILTER HORIZONTAL PORTS	D SINGLE FILTER HORIZONTAL PORTS	OIL FILTER SANDWICH ADAPTER	E DOUBLE FILTER HORIZONTAL PORTS	F DOUBLE FILTER 90° BYPASS HORIZONTAL PORTS	G SINGLE FILTER HORIZONTAL PORTS	H SINGLE FILTER 90° BYPASS HORIZONTAL PORTS	I SINGLE FILTER VERTICAL PORTS	J SINGLE FILTER 90° BYPASS VERTICAL PORTS
1993-97 MAZDA MX6 4 Cyl. 2.0L F/Inj.	-	-	-	-	1358	1258	1758	1558	1858	1158	1658
1993-97 MAZDA MX6 V6 2.5L F/Inj.	-	-	-	-	1358	1258	1758	1558	1858	1158	1658
1988-92 MAZDA MX6 4 Cyl. 2.2L F/Inj.	-	-	-	-	1358	1258	1758	1558	1858	1158	1658
1988-92 MAZDA MX6 4 Cyl. 2.2L F/Inj. Turbo	-	-	-	-	1358	1258	1758	1558	1858	1158	1658
1986-95 MAZDA RX7 Rotary 1.3L F/Inj. Turbo	-	-	-	-	1358	1258	1758	1558	1858	1158	1658
1983-92 MAZDA RX7 Rotary 1.3L F/Inj.	-	-	-	-	1358	1258	1758	1558	1858	1158	1658
1994-04 MAZDA Trucks All 4 Cyl. & V6, except MPV & Navajo	3383	3373	3353	3363	1313	1213	1713	1513	1813	1113	1613
1986-93 MAZDA Trucks All 4 Cyl. & V6, except Navajo	-	-	-	-	1358	1258	1758	1558	1858	1158	1658
2000-04 MITSUBISHI Eclipse V6 2.4 & 3.0L F/Inj. SOHC	-	-	-	-	1358	1258	1758	1558	1858	1158	1658
1995-99 MITSUBISHI Eclipse 4 Cyl. 2.0L F/Inj. DOHC	3383	3373	3353	3363	1313	1213	1713	1513	1813	1113	1613
1990-99 MITSUBISHI Eclipse 4 Cyl. 2.0L F/Inj. Turbo	-	-	-	-	1358	1258	1758	1558	1858	1158	1658
1996-00 MITSUBISHI Eclipse 4 Cyl. 2.0L F/Inj. SOHC	-	-	-	-	1358	1258	1758	1558	1858	1158	1658
1990-94 MITSUBISHI Eclipse 4 Cyl. 2.0L F/Inj. DOHC	-	-	-	-	1358	1258	1758	1558	1858	1158	1658
1990-94 MITSUBISHI Eclipse 4 Cyl. 1.8L F/Inj.	-	-	-	-	1358	1258	1758	1558	1858	1158	1658
1995-99 NISSAN 200SX & Sentra 4 Cyl. 1.6L F/Inj.	3383	3373	3353	3363	1313	1213	1713	1513	1813	1113	1613
1995-99 NISSAN 200SX & Sentra 4 Cyl. 2.0L F/Inj.	-	-	-	-	1358	1258	1758	1558	1858	1158	1658
1998-02 NISSAN 240SX 4 Cyl. 2.4L F/Inj. DOHC	3383	3373	3353	3363	1313	1213	1713	1513	1813	1113	1613
1995-98 NISSAN 240SX 4 Cyl. 2.4L F/Inj.	3383	3373	3353	3363	1313	1213	1713	1513	1813	1113	1613
1971-96 NISSAN 240Z, 260Z, 280Z, 300ZX 6 Cyl. ALL	3383	3373	3353	3363	1313	1213	1713	1513	1813	1113	1613
1998-04 NISSAN Trucks 4 Cyl. 2.4L F/Inj.	-	-	-	-	1358	1258	1758	1558	1858	1158	1658
1996-04 NISSAN Trucks & Xterra V6 3.3L F/Inj.	-	-	-	-	1358	1258	1758	1558	1858	1158	1658
1972-97 NISSAN Trucks All 4 Cyl.	3383	3373	3353	3363	1313	1213	1713	1513	1813	1113	1613
1972-97 NISSAN Trucks All L6 & V6, except 1996 3.3L V6	3383	3373	3353	3363	1313	1213	1713	1513	1813	1113	1613
1983-98 TOYOTA Camry 4 Cyl. 2.0 & 2.2L F/Inj.	3383	3373	3353	3363	1313	1213	1713	1513	1813	1113	1613
1988-04 TOYOTA Camry V6 2.8L & 3.0L F/Inj.	3383	3373	3353	3363	1313	1213	1713	1513	1813	1113	1613
1994-04 TOYOTA Celica GT & ST 4 Cyl. 1.8L F/Inj. 7A FE	3383	3373	3353	3363	1313	1213	1713	1513	1813	1113	1613
1990-98 TOYOTA Celica 4 Cyl. 2.2L F/Inj. 5S FE	3383	3373	3353	3363	1313	1213	1713	1513	1813	1113	1613
1988-93 TOYOTA Celica 4 Cyl. 2.0L F/Inj. 3S GTE Turbo	3383	3373	3353	3363	1313	1213	1713	1513	1813	1113	1613
1990-93 TOYOTA Celica 4 Cyl. 1.6L F/Inj. 4A FE	3383	3373	3353	3363	1313	1213	1713	1513	1813	1113	1613
1991-95 TOYOTA MR2 4 Cyl. 2.0L F/Inj. 3S GTE Turbo	3383	3373	3353	3363	1313	1213	1713	1513	1813	1113	1613
1991-95 TOYOTA MR2 4 Cyl. 2.2L F/Inj.	3383	3373	3353	3363	1313	1213	1713	1513	1813	1113	1613
1986-97 TOYOTA Supra 6 Cyl. 3.0L F/Inj. 2JZ GE	3383	3373	3353	3363	1313	1213	1713	1513	1813	1113	1613
1986-97 TOYOTA Supra 6 Cyl. 3.0L 2JZ GTE Turbo	3383	3373	3353	3363	1313	1213	1713	1513	1813	1113	1613
1983-04 TOYOTA Trucks 4 Cyl., V6 & V8	3383	3373	3353	3363	1313	1213	1713	1513	1813	1113	1613
2000-04 VW Beetle 1.8L Turbo, except Diesels	3383	3373	3353	3363	1313	1213	1713	1513	1813	1113	1613
1998-04 VW Beetle 2.0L, except Diesels	3383	3373	3353	3363	1313	1213	1713	1513	1813	1113	1613
1990-04 VW Golf, Jetta, GTI Cabriolet 4 Cyl. 2.0L F/Inj.	3383	3373	3353	3363	1313	1213	1713	1513	1813	1113	1613
1985-04 VW Golf, Jetta, GTI Cabriolet 4 Cyl. 1.8L F/Inj.	3383	3373	3353	3363	1313	1213	1713	1513	1813	1113	1613
1974-84 VW All water-cooled 4 Cyl., except Diesels	3383	3373	3353	3363	1313	1213	1713	1513	1813	1113	1613
1998-04 VW Passat 4 Cyl. 1.8L F/Inj. Turbo	3383	3373	3353	3363	1313	1213	1713	1513	1813	1113	1613
1989-97 VW Passat 4 Cyl. 1.8L F/Inj.	3383	3373	3353	3363	1313	1213	1713	1513	1813	1113	1613

<sup>⚠</sup>Cast Aluminum filtration components are not for use on Race, Marine or Diesel Applications!



**OIL COOLER SANDWICH ADAPTERS\***

Trans-Dapt's oil cooler sandwich adapters allow for the installation of an engine oil cooler, without the need to relocate the oil filter. 3/8" NPT ports (excludes 1322 which has 1/2" NPT ports.) Adapter #1322 measure 2-1/4" tall. All other adapters are 1" tall.



APPLICATION	NIPPLE SIZE	ENGINE'S OIL FILTER FLANGE		PART #
		I.D.	O.D.	
Chrysler & Ford V8's, V6 & L6 & most Imports	3/4"-16	2-1/2"	2-3/4"	1313
Chevy LS1/Vortec 4.8, 5.3, 6.0L, Buick, Olds, Pontiac & Cadillac V8's	13/16"-16	2-1/2"	2-3/4"	1320
SB/BB Chevy V8's (180° Spring)	13/16"-16	3-3/16"	3-7/16"	1322
Ford 4.6, 5.4L Modular V8 & 6.8L V10 cars, trucks, motorhomes & some 94-98 5.8L trucks	22mm x 1.5	2-1/2"	2-3/4"	1327
Chevy LT1, GM V6 & 4 Cyl., some Imports	18mm x 1.5	2-1/2"	2-3/4"	1350
Imports, Honda & Mazda, 91 and older	20mm x 1.5	2-1/2"	2-3/4"	1358

**OIL FILTRATION REPLACEMENT PARTS & ACCESSORIES**



DESCRIPTION	FLAT MOUNT PART #	90° MOUNT PART #
Mounting Plate for # 3300, 3302, 3304, 3343, 3344 & 3347	3396	3397
Mounting Plate for # 3301, 3303, 3310, 3311, 3313 & 3350	3398	3399

**ENGINE OIL FILTERS COVERS CHROME**

Available for both short and tall size oil filters. Slips over oil filter and securely fastened with a set screw.



APPLICATION	CASE DIAMETER	4-9/32" TALL COVER	5-3/16" TALL COVER
Chrome engine oil filter COVER	3-11/16"	1070	1067

**ENGINE OIL FILTERS CHROME**

Trans-Dapt's new Chrome oil filters meet or exceed manufacturer's spec for engine oil filtration. The only difference? They have an awesome chrome finish that is at home in any customized engine compartment.



APPLICATION	NIPPLE THREAD SIZE	CASE DESIGN	FILTER LENGTH	PART #
FORD and CHRYSLER	3/4"-16	LONG	5-1/4"	1157

**COMPACT FILTER**

Compact design of this filter provides additional clearance for engine components. Ideal for use with Trans-Dapt or Hamburger PH8A model filter bases. 11 PSI bypass relief valve.



Compact Filter; 3-5/8" Diameter	3/4"-16	COMPACT	3-1/8"	1156
---------------------------------	---------	---------	--------	------

**SPIN-ON OIL FILTER CONVERSION ADAPTERS\***



Converts canister style oil filters on older Chevy V8 (except Chevy IJ) to later model, easier to maintain spin-on style oil filter. 1059 and 1359 require the use of a factory bypass valve (not included)

APPLICATION	FILTER STYLE	NIPPLE SIZE	BOLT SIZE	PART #
'56-67 SB Chevy	PH8A	3/4"-16	1/4"	1024
'68-UP SB/BB Chevy	PH8A	3/4"-16	5/16"	1324
'56-67 SB Chevy (Requires OEM bypass valve)	PH-30	13/16"-16	1/4"	1059
'68-UP SB/BB Chevy (Requires OEM bypass valve)	PH-30	13/16"-16	5/16"	1359

**REPLACEMENT OIL HOSE KITS**



These replacement kits include the same quality hoses and fittings Trans-Dapt and Hamburger's Performance include in their complete remote oil filter relocation systems. Use them to replace old, lost or damaged hoses, or use them to complete a custom kit of your own design.

DESCRIPTION	30" KIT	48" KIT	60" KIT	72" KIT
Premium 1/2" Hose Kits with -10AN fittings for Hamburger's BILLET filtration components & kits; Includes Hoses, fittings, reinforcement ferrules	1001	1002	1003	1004
Premium 3/4" Hose Kit with -12AN fittings for Hamburger's BILLET filtration components & kits; Includes Hoses, fittings, reinforcement ferrules	1005	1006	1007	1008



DESCRIPTION	24" KIT	36" KIT	48" KIT	60" KIT	72" KIT
Standard-duty 1/2" hose kits for Trans-Dapt's CAST filtration components and kits; Includes pair of Neoprene hoses, (4) push-on brass fittings	1032	1047	1048	1071	1072

**REPLACEMENT O-RINGS & GASKETS**



These parts are direct replacements for the Trans-Dapt Performance's oil filtration products found on pages 72-82.

DESCRIPTION	PART #
Replacement Base Gasket for #1017, 1018, 1024, 1324, 3325, 3326, 3328, 3329	1035
Replacement O-Ring for #1017, 1018, 1024, 1324, 3325, 3328, 3329	1036
Replacement O-Ring for #3351, 3358, 3368, 3378, 3388	1037
Replacement O-Ring for #3352, 3359, 3369, 3379, 3389	1039
O-Ring for 1013, 1020, 1027, 1050, 1058, 1113, 1120, 1127, 1150, 1158, 1213, 1220, 1227, 1250, 1258, 1320, 1327, 1350, 1358, 1413, 1420, 1427, 1450, 1458, 1513, 1520, 1527, 1550, 1558, 1613, 1620, 1627, 1650, 1658, 1713, 1720, 1727, 1750, 1758, 1813, 1820, 1827, 1850, 1858, 3320, 3322, 3323, 3324, 3327, 3353, 3355, 3356, 3357, 3363, 3365, 3366, 3367, 3373, 3375, 3376, 3377, 3383, 3385, 3386, 3387, 9716, 9736	1042
O-Ring for 1022, 1122, 1222, 1522, 3321, 3354, 3364, 3374, 3384	1043
O-Ring for 1059 & 1359	1044

**REPLACEMENT OIL FILTER NIPPLES**

These parts are direct replacements for Trans-Dapt & Hamburger's Performance oil filtration products found on pages 71-79.



DESCRIPTION	PART #
3/4"-16 x 1-1/4" Oil Filter Nipple	1034
1"-16 x 1-3/4" Oil Filter Nipple	3380
13/16"-16 x 1" Oil Filter Nipple	1066
1-1/2"-12 x 2" Oil Filter Nipple	3334
1-1/2"-16 x 2" Oil Filter Nipple	3382

\*Cast Aluminum filtration components are not for use on Race, Marine or Diesel Applications!

## GENERAL APPLICATION CHART FOR TRANS-DAPT DIFFERENTIAL COVERS

The chart on these pages contains some of the most popular passenger car and truck applications currently on the road. It should be used as a general guide to choosing the correct differential cover for your project. We suggest you always research your application and confirm that the bolt pattern shape of the new cover matches the factory style before beginning your installation.

^Part numbers in **PURPLE** will be discontinued when current inventory is depleted.



Material:	CHROME/STEEL	ALUMINUM			NODULAR IRON <sup>^</sup>	
						
DESCRIPTION:	CHROME COVER	CHROME COVER KIT	SANDBLASTED WITH POLISHED HIGHLIGHTS	FULLY POLISHED	BLACK FINISH WITH POLISHED FINS	SLAM-GUARD™ HEAVY DUTY
	COVER ONLY	COVER, BOLTS & GASKET	COVER ONLY	COVER, BOLTS & GASKET	COVER, BOLTS & GASKET	COVER & BOLTS

APPLICATION

Includes:

### CHEVROLET & GM CARS

Chevy & GM Intermediates 64-72 & Camaro 67-72 K-G-C-B Axles 10-Bolt	4786	8780	4738	4833	9937	-
Chevy & GM Intermediates 64-72, Camaro, Chevelle/El Camino 64-72 & Nova 65-67 with 12-Bolt 8-7/8" R.G.	4787	8781	-	4835	9944	-
Chevy & GM Intermediates 64-72 & Camaro 73-77 except w/ 8-1/2" R.G.	9190	9042	-	-	-	-
Chevy & GM Intermediates 64-72 & Camaro 73-77 with 8-1/2" Ring Gear	4135	9037	-	4833	9937	-
Chevy & GM Intermediates 78-86, Impala SS 94-96 & Camaro/Firebird 82-Up with 7.5" & 7.6" Ring Gear	9072	8786	-	-	-	-
Camaro Z28 & IROC, Firebird T/A 82-92, Buick Grand National 84-87 w/ 8-1/2" R.G.	4135	9037	-	4833	9937	-
Camaro/Firebird 93-02 V6	9072	8786	-	-	-	-
Camaro/Firebird 93-02 V8 (Except H.D.)	4135	9037	-	4833	9937	-

### CHEVROLET & GMC TRUCKS/SUVS & VANS

Chevy/GMC Truck 67-77 1/2- & 3/4-Ton; 4WD Dana 44 FRONT	4815	8782	4133	4822	9932	4000
Chevy/GMC Truck 78-88 1/2- & 3/4-Ton & Suburban; 77-91 4WD 10-Bolt FRONT	9069	8784	4784	4825	9938	-
Chevy/GMC Truck 62-82 1/2-Ton only; 2WD & 4WD 12-Bolt REAR	9070	8785	4134	4826	9934	-
Chevy/GMC Truck 83-87 1/2-Ton only; 2WD & 4WD REAR	4786	8780	4738	4833	9937	-
Chevy/GMC Truck 88-06 1/2-Ton only; 2WD & 4WD REAR. '99-02 models use metric bolts	4135	9037	-	4833	9937	-
Chevy/GMC Trucks/SUVs 73-00 3/4- & 1-Ton & 01-02 6.0L 2500 HD 14-Bolt REAR	9071	9047	-	4829	9939	-
Chevy/GMC Truck 81-87 3/4 & 1-Ton; 2WD & 4WD 14-Bolt (9-1/2" R.G.) REAR	9292	9043	-	-	-	-
Chevy/GMC S-10/S-15, Envoy, Olds Bravada 82-04, Astro & Safari Vans 85-98 2 & 4WD REAR	9072	8786	-	-	-	-
Chevy/GMC 3500 95-Up Trucks with Dana 80 10-Bolt 13" Ring Gear REAR	4808	9040	-	4831	9941	-
Chevy/GMC 81-99 Trucks with 14-Bolt 9.5" Ring Gear REAR	9292	9043	-	-	-	-

### DODGE TRUCKS/SUVS & VANS

74-93 W100, 150-200 & 74-06 Ram, Vans, Durango & Dakota with 9-1/4" R.G.	4817	9041	-	-	-	-
P/U 72-06 4WD with Dana 44 Front	4815	8782	4014	4822	9932	4000
P/U 72-03 with Dana 60 <sup>⊕</sup> REAR	4816	8783	4183	4824	9935	-
3500 P/U Up to - 06 Dana 80 10-Bolt Rear	4808	9040	-	4831	9941	-
Dakota & Durango 99-03 4WD; Dana 25-27-30 10-Bolt Front	9238	9036	-	4827	9931	4002
P/U 72-99 Dana 60 <sup>⊕</sup> 10-Bolt Front	4816	8783	4183	4824	9935	-


\*Some Dana 60 with full-floating axles have the fill hole positioned higher on the factory cover than on our #4816 or #8783. Compare holes BEFORE installing the new Trans-Dapt cover. If the Trans-Dapt fill hole is lower than the factory cover, DO NOT USE! Fluid level may fall below factory specifications. This could cause differential damage!

# GENERAL APPLICATION CHART FOR TRANS-DAPT DIFFERENTIAL COVERS

(Continued)



^Part numbers in **PURPLE** will be discontinued when current inventory is depleted.



**Material:**

CHROME/STEEL	ALUMINUM			NODULAR IRON <sup>^</sup>
--------------	----------	--	--	---------------------------



**DESCRIPTION:**

CHROME COVER ONLY	CHROME COVER KIT COVER, BOLTS & GASKET	SANDBLASTED WITH POLISHED HIGHLIGHTS COVER ONLY	FULLY POLISHED COVER, BOLTS & GASKET	BLACK FINISH WITH POLISHED FINS COVER, BOLTS & GASKET	SLAM-GUARD™ HEAVY DUTY COVER & BOLTS
-------------------	--	---	--------------------------------------	---	--------------------------------------

**Includes:**

APPLICATION

## FORD CARS, TRUCKS/SUVS & VANS

Mustang & Capri 79-03 V8 & Fairmont 78-82 7.5" R.G.	9293	9044	-	-	-	-
Mustang & Capri 86-03* V8 8.8" R.G.	9465	9045	-	-	-	-
Bronco 66-70 Dana 30 FRONT	9238	9036	-	4827	9931	4002
Truck 66-79 F-100, F-150, F-250, F-350 & Bronco 4WD Dana 44 FRONT	4815	8782	4014	4822	9932	4000
Truck 66-85 F-100, F-150, F-250, F-350 & Bronco 2WD/4WD Dana 60* REAR; 72-97 Ford F-350 Front	4816	8783	4183	4824	9935	-
Truck 83-03 F-150 & Bronco 2WD & 4WD 8.8" Ring Gear REAR	9465	9045	-	-	-	-
Truck F-150 & F-250 2WD & 4WD 9.75" Ring Gear REAR	4807	9038	-	-	-	-
Truck F-350, F-450 & F-550 2WD & 4WD Dana 80 REAR	4808	9040	-	4831	9941	-
Truck 86-06 F-150, F-250, F-350, Expedition, Excursion 2WD & 4WD w/ Heavy-Duty Sterling 12-Bolt REAR	9466	9046	-	4830	9940	-
Truck F-250, F-350, 99-up Super Duty & Excursion 4WD FRONT	4816	8783	4183	4824	9935	-
Ranger Pickup 82-03, Bronco II 82-92, Aerostar 84-98 7.5" R.G. REAR	9293	9044	-	-	-	-
Explorer & Mountaineer 91-03 2WD & 4WD 8.8" Ring Gear REAR	9465	9045	-	-	-	-
E-150 Full-Size Van 83-98 REAR	9465	9045	-	-	-	-
E-250 & E-350 Full-Size Van 86-06 w/ Heavy-Duty Sterling 12-Bolt REAR	9466	9046	-	4830	9940	-

## JEEP & INTERNATIONAL SCOUT

Jeep CJ Series 41-03 Dana 30 FRONT	9238	9036	-	4827	9931	4002
Jeep XJ Midsize & YJ Wrangler 86-96 Dana 30 (Thick) FRONT	9710	9035	-	-	-	-
Jeep J Series Trucks, Wagoneer & Cherokee 74-86 Dana 44 FRONT	4815	8782	4014	4822	9932	4000
Jeep CJ, J, IH Scout 41-80 Dana 44 REAR	4815	8782	4014	4822	9932	4000
Jeep CJ-5, CJ 76-85, Cherokee, Wagoneer 81-84 w/ 12-Bolt Spicer 20 Corp. REAR	9119	9034	4778	4828	9945	-
Jeep XJ Midsize & YJ Wrangler Series; 86-90 Dana 35 REAR	9711	9033	-	4832	9942	4003
Jeep J Series Trucks 74-80 Dana 44 REAR	4815	8782	4014	4822	9932	4000
Jeep J Series Trucks 81-84 Corp. REAR	9119	9034	4778	4828	9945	-
IH Scout 60-74 Dana 25-27-30 FRONT & 60-67 Dana 30 REAR	9238	9036	-	4827	9931	4002
IH Scout 75-80 Dana 44 FRONT & 67-80 Dana 44 REAR	4815	8782	4014	4822	9932	4000

## IMPORT TRUCKS

Isuzu 98-03 10-Bolt REAR	9072	8786	-	-	-	-
Mazda 4000 94-03 10-Bolt REAR	9465	9045	-	-	-	-
Mazda 2300, 3000 94-03 10-Bolt REAR	9293	9044	-	-	-	-




































\*Does not fit '99-03 Cobra

♦4820 does not include gasket & bolts

All covers include standard drain/fill plug (where applicable.) For added protection against metal contaminants, Trans-Dapt offers Magnetic drainplugs. Please refer to page 127 for these magnetic fill/drain plugs.

## ALUMINUM DIFFERENTIAL COVERS

## CHROME DIFFERENTIAL COVERS


 <b>4014</b> Dana 44 10-Bolt	 <b>4827/9931</b> Dana 30 10-Bolt	 <b>4135/9037</b> 88-Up GM ½-Ton 10-Bolt	 <b>4817/9041</b> Dodge Ram 9.25" 12-Bolt	 <b>9292/9043</b> GM Truck 9.5" 14-Bolt
 <b>4833/9937</b> GM Intermediates 88-Up GM ½-Ton 10-Bolt	 <b>4828/9945</b> Jeep Corporate M20 12-Bolt	 <b>4786/8780</b> GM Intermediate 10-Bolt	 <b>9069/8784</b> GM Truck 10-Bolt	 <b>9238/9036</b> Dana 30 10-Bolt
 <b>4822/9932</b> Dana 44 10-Bolt	 <b>4829/9939</b> GM 2500/3500 Truck 14-Bolt	 <b>4787/8781</b> GM Intermediate 12-Bolt	 <b>9070/8785</b> GM Intermediate 12-Bolt	 <b>9293/9044</b> Ford 7.5" 10-Bolt
 <b>9933</b> Dana 44 10-Bolt	 <b>4830/9940</b> Ford Truck Sterling 12-Bolt	 <b>4807/9038</b> Ford Truck 9.75" 12-Bolt	 <b>9071/9047</b> GM 2500/3500 Truck 14-Bolt	 <b>9465/9045</b> Ford 8.8" 10-Bolt
 <b>4824/9935<sup>+</sup></b> Dana 60 10-Bolt	 <b>4831/9941</b> GM/Ford/Dodge Dana 80 10-Bolt	 <b>4808/9040</b> GM/Ford/Dodge Dana 80 10-Bolt	 <b>9072/8786</b> Camaro, S-10 10-Bolt	 <b>9466/9046</b> Ford Truck Sterling 12-Bolt
 <b>4825/9938</b> GM ½- & ¾-Ton Truck 10-Bolt	 <b>4832/9942</b> Ford Truck 12-Bolt	 <b>4815/8782</b> Dana 44 10-Bolt	 <b>9119/9034</b> Jeep Corporate M20 12-Bolt	 <b>9710/9035</b> Dana 30 Thick 10-Bolt
 <b>4826/9934</b> GM ½-Ton Truck 12-Bolt	 <b>4835/9944</b> GM Intermediate 12-Bolt	 <b>4816/8783<sup>+</sup></b> Dana 60 10-Bolt	 <b>9190/9042</b> GM Intermediate 10-Bolt	 <b>9711/9033</b> Dana 35 10-Bolt

\*Some Dana 60 with full floating axles have the fill hole positioned higher on the factory cover than on our #4816 or #8783. Compare holes **BEFORE** installing the new Trans-Dapt cover. If the Trans-Dapt fill hole is lower than the factory cover, **DO NOT USE!** Fluid level may fall below factory specifications. This could cause differential damage!

## DIFFERENTIAL COVER GASKETS

Trans-Dapt Performance Differential Cover Gaskets are designed for use with all Trans-Dapt differential covers, or Original Equipment covers. Manufactured using cellulose-nitrile gasket material to prevent leakage.

DESCRIPTION	FOR USE WITH DIFF COVER #S	PART #
Chevy 10-Bolt 8.5" Ring Gear	4135-4833-9037	9048
Chevy 10-Bolt Intermediate	4738-4786-4821-8780	4883
Chevy 12-Bolt Intermediate	4787-8781	4352
Chevy Camaro, S-10 82-Up	8786-9072	9059
Chevy/GM Intermediate	9042-9190	9052
Chevy Truck 10-Bolt	4784-4825-8784-9069	4888
Chevy Truck 12-Bolt	4134-4826-8785-9070	4884
Chevy Truck 14-Bolt	4829-9047-9071	9058
Chevy Truck 14-Bolt 9.5" Ring Gear	9043-9292	9053
Dana 35	4832-9033-9711	9057
Dana 44	4014-4133-4815-4822-4823-8782	4886
Dana 60	4183-4816-4824-8783	4882
Dana 80 Dodge & GM Trucks	4808-4831-9040	9050
Dodge Trucks 9.25" Ring Gear	4817-9041	9051
Ford Car 8.8" Ring Gear	9045-9465	9055
Ford Truck 7.5" Ring Gear	9044-9293	9054
Ford Truck 9.75" Ring Gear	4807	9049
Ford Truck 12-Bolt Sterling	4830-9046-9466	9056
Jeep Dana 30	4013-4827-9035-9036-9238-9710	4885
Jeep CJ5, CJ7 Corporate	4778-4828-9034-9119	4887



## DIFFERENTIAL COVER BOLTS

Chrome hex head bolts really finish off the installation of a custom differential cover.



BOLTS FOR CHROME/STEEL DIFFERENTIAL COVERS			
APPLICATION	BOLT SIZE	QUANTITY	PART #
GM 10-BOLT & DANA 44	5/16-18 X 3/4"	10 pc	9227
GM 12-BOLT	5/16-18 X 3/4"	12 pc	9278
GM 14-BOLT STANDARD	5/16-18 X 3/4"	14 pc	9232
GM 14-BOLT METRIC	8mm 1.25 X 20mm	14 pc	9246
DANA 60	3/8-16 X 3/4"	12 pc	9279
DANA 60	3/8-16 X 3/4"	14 pc	9239

BOLTS FOR ALUMINUM DIFFERENTIAL COVERS			
APPLICATION	BOLT SIZE	QUANTITY	PART #
GM 10-BOLT & DANA 44	5/16-18 X 1"	10 pc	9249
GM 12-BOLT	5/16-18 X 1"	12 pc	9251
GM 14-BOLT STANDARD	5/16-18 X 1"	14 pc	9252
GM 14-BOLT METRIC	8mm 1.25 X 30mm	14 pc	9283
DANA 60	3/8-16 X 1"	12 pc	9264
DANA 60	3/8-16 X 1"	14 pc	9282

## REPLACEMENT DRAIN/FILL PLUGS



Magnetic drain plugs extend differential life by keeping dangerous metal shavings away from expensive internal components. Perfect for transmission break-in period.

DESCRIPTION	PART #
3/8"-14 NPT (Transmission & Rear Ends)	9063
1/2"-14 NPT (Transmission & Rear Ends)	9064

## AUTOMATIC TRANSMISSION FILTER SYSTEM UNIVERSAL FIT

- Extends Transmission Life
- Removes Twice As Many Contaminants As Stock Filter Screens
- Universal Design Fits Virtually Any Automatic Transmission
- Increases Transmission Fluid Capacity Cooler Transmission Running Temperatures
- Easily Installs Between Your Transmission & Cooling Unit



**KIT CONTAINS:**  
 - Cast Aluminum Mounting Base  
 - Mounting Hardware  
 - A Pair of Oil Hoses  
 - Solid Brass Fittings  
 - Includes Oil Filter

DESCRIPTION	MATERIAL	INLET/OUTLET SIZE	FILTER SIZE	PART #
3/8" Transmission fluid filtering system	CAST ALUMINUM	1/2" NPT	PH8A	1155
1/2" Transmission fluid filtering system	CAST ALUMINUM	1/2" NPT	PH8A	1255

\*Hose fittings for Transmission cooler end of hoses not included. Fittings for cooling unit end must be purchased separately.

# TRANSMISSION CROSSMEMBERS

## UNIVERSAL CROSSMEMBER STYLE TRANSMISSION MOUNTS



Position your engine and transmission where you need them. Eliminates the need to fabricate a rear crossmember. Supports most standard and automatic transmissions in open channel frames w/ widths of 26" to 36" between the frame rails. 1-5/8" diameter .114" wall thickness tubing. Can be used w/ either #9442 or 4237 GM trans mount or #4736 Ford trans mount.



DESCRIPTION	DROP DISTANCE	COMPLETE KITS		
		RUBBER	POLY URETHANE	WITHOUT PADS
<i>CROSSMEMBERS FOR POWVERGLIDE, TH-350 &amp; TH-400</i>				
PowerGlide, TH-350, TH-400	NO DROP	4558	4548	4538
PowerGlide, TH-350, TH-400	3" DROP	4559	4549	4539
PowerGlide, TH3-50, TH-400	6" DROP	9444	9474	9424

Kits listed with Pads include either a 4237 Polyurethane or 9442 Rubber Mount Pad.

### CROSSMEMBERS FOR 700R4, 4L60E & T-56

700R4, 4L60E, T-56	NO DROP	6538	6548	6558
700R4, 4L60E, T-56	3" DROP	6559	6549	6539
700R4, 4L60E, T-56	6" DROP	6544	6534	6524

Kits listed with Pads include either a 4237 Polyurethane or 9442 Rubber Mount Pad.


### CROSSMEMBERS FOR FORD C-4 & C-6

Ford C-4 & C-6	NO DROP	6521	6522	4538
Ford C-4 & C-6	3" DROP	6523	6525	4539
Ford C-4 & C-6	6" DROP	6526	6527	9424

Kits listed with Pads include either a 4236 Polyurethane or 4716 Rubber Mount Pad.

## GM LS ENGINE SWAP TRANSMISSION MOUNTS

Trans-Dapt's new LS Engine swap crossmembers have a vehicle specific design to ensure the optimum pinion angle, and a trouble-free installation of your automatic or manual transmission in your Classic GM vehicle LS swap project. All kits come complete with steel crossmember, rubber transmission mount and mounting hardware.



For complete LS engine SWAP-IN-A-BOX kits, turn to page 86-87

DESCRIPTION	PART #
<i>1967-69 F-BODY (CAMARO &amp; FIREBIRD); LS SWAP</i>	
AUTOMATIC Transmission (not for use with 4L80E/4L85E)	6418
MANUAL Transmission	6518
<i>1970-81 F-BODY (CAMARO &amp; FIREBIRD); LS SWAP</i>	
AUTOMATIC Transmission (not for use with 4L80E/4L85E)	6419
MANUAL Transmission	6519
<i>1968-74 CHEVY X-BODY (NOVA/CHEVY II); LS SWAP</i>	
AUTOMATIC Transmission (not for use with 4L80E/4L85E)	6418
MANUAL Transmission	6518
<i>1978-81 A-BODY &amp; '82-88 G-BODY (MONTE CARLO, EL CAMINO, CUTLASS); LS SWAP</i>	
AUTOMATIC & MANUAL Transmission (Includes #6423 for non 200R4 chassis)	6422
Crossmember Adapter Bracket (For non-Factory 200R4 Chassis. Included with 6422)	6423
<i>1967-72 CHEVY/GMC C10 / C20 TRUCKS</i>	
AUTOMATIC Transmission	6420
<i>1973-87 CHEVY/GMC C10 / C20 TRUCKS</i>	
AUTOMATIC Transmission	6421

All kits listed above include a 9442 Rubber transmission mount pad.

## 1953-64 FORD PICKUP TRANSMISSION CROSSMEMBERS



- 2-1/2" Drop
- 32" Wide Bolt Holes (on center)
- Available As A Kit with Rubber Pads, Polyurethane Pads or Crossmember Only
- Kits Include Mounting Hardware

These Ford truck transmission crossmembers are easy to use, and provide a durable, sturdy mounting point for your TH-350 or C-4/C-6 transmission. The crossmember mounts on the frame channel, or under frame. American-made, solid steel construction. Replacement transmission mount: Trans-Dapt #9442, #4236 or 4237.

DESCRIPTION	COMPLETE KITS		
	RUBBER	POLY URETHANE	WITHOUT PADS
GM TH-350 Transmission into 53-64 Ford Pickup	9649	9639	9659
C-4 & C-6 Transmission into 53-64 Ford Pickup	4156	4146	4136

\*Solid transmission mounts must be used in conjunction with solid motor mounts to prevent breakage of engine block and trans. case, caused by torsional stresses.

S-10 TRANSMISSION ENGINE SWAP CROSSMEMBER KITS  
TH350, TH400, 700R4



These application specific crossmembers are for installing a TH350, TH400, 700R4 or 4L60E automatic transmission into a SB Chevy or LS swapped S-10, S-15, Blazer or Jimmy applications. Kits are available with rubber transmission pad or polyurethane pad. TH400 models are available as a crossmember only. The TH400 crossmembers are required when using Trans-Dapt #4689, #9906 or #9926 S-10/V8 engine mount kits.

DESCRIPTION	ENGINE	TRANSMISSION	COMPLETE KITS		
			RUBBER	POLY URETHANE	WITHOUT PADS
1982-93 Chevy S-10 Only	SB Chevy (Gen 1)	TH400	9744	9734	9714
1984-94 Chevy S-10 BLAZER Only	SB Chevy (Gen 1)	TH400	9745	9735	9715
1982-94 S10/S15 Only	SB Chevy (Gen 1)	TH350/700R4	9718	9738	
1982-94 S10/S15 Only	GM LS Series	4L60E	9719	9739	
TH350, TH400, 700R4, 4L60E REPLACEMENT MOUNT PAD			9442	4237	

For S-10 / V8 engine swap motor mounts, turn to page 89.

TRANSMISSION MOUNT PADS



DESCRIPTION	POLY URETHANE	RUBBER	SOLID
58-88 Chevy Powerglide, TH-350, TH-400, 700 R4 & all Borg-Warner, Muncie, Saginaw, Chrysler 4 spd. & Doug Nash 5 spd. trans. (Does Not fit 1982-92 Camaro/Firebird).	4237	9442	4185
C-4, C-6 & FMX in 68-74 Mustang 302, 68-71 Torino/Ranchero 289/302/351W/390/428, 66-68 Torino 427, 66-69 Fairlane 390. 1 3/4" Tall	4236	4716	

DRIVESHAFT LOOPS

Holds driveshaft in place in the event of universal joint failure. Bolt-on design.




DESCRIPTION	LOOP WIDTH	PART #
Universal driveshaft loop	4-1/4"	4140

NHRA legal for 78-93 Mustangs. Heavy-duty steel construction. Bolt-on design.



DESCRIPTION	PART #
78-93 Mustang driveshaft loop	9813

CHEVY/GM AUTOMATIC TRANSMISSION ADAPTERS



DESCRIPTION	PART #
Adapts 62-Up Chevy V8 to 66-Up Buick, Olds, Pontiac & Cadillac ST300 TH-350-400 & 700R4 Trans.	0060
Adapts 66-Up Buick, Olds, Pontiac, Cadillac V8 to 62-Up Chevy TH-350-400 & 700R4 Trans.	0061
PILOT BUSHING aligns converter with crank on Chevy/GM when using 5/16" engine plate.	0055
Bellhousing alignment Dowel Pins (2) for #0060 and #0061 (5/8" x 2")	0062

CLUTCH ALIGNMENT TOOL



Align clutch plates and pilot bearings accurately. Shaft and bushings provide proper fit for eight pilot bearing sizes. Two turned sizes (1" & 1-1/8") fit 90% of clutch plates, and cone end handles fit the rest.

DESCRIPTION	PART #
Clutch Alignment Tool	8777



## Engine "Swap-In-A-Box"™ Complete Engine Swap Kits

- Complete Kits Available For The Classic Car Hobby's Most Popular Engine/Model Combinations
- Kits For LS & SB Chevy Engines Into, 1st & 2nd Gen F-Bodies, Gm A-Body, C10 & S-10 Trucks, Jeep CJ & Ford Ranger
- Each Kit's Products Are Engineered To Work Together
- Swap In A Box Kits Take The "Guess Work" Out Of Component Selection For Your SB Chevy Or LS Engine Swap Project
- All Kits Include Headers, Oil Pan, Engine Mounts Mounting Hardware. Many LS Kits Also Include Transmission Crossmember.
- Manufacturing LS Swap Products Since 2002!

Trans-Dapt's Engine Swap-In-A-Box™ Kits are created using only quality products manufactured by the member companies of the Hedman Performance Group. Each Engine Swap-In-A-Box™ Kit contains application specific headers, motor mounts and engine swap oil pan. Some kits also include transmission crossmembers.

The HP Group is proud to introduce new engine swap kits that take much of the guess work out of performing an engine swap into 1964-72 Chevelle, Malibu, El Camino, 1967-81 Camaros/Firebirds, S10, C10, Ranger and Jeep CJ vehicles.

To find the correct kit for your project, refer to the application chart on the next page, paying close attention to the vehicle, cylinder head type and transmission columns to ensure you select a kit that is designed for you engine, transmission and model combination. Each application is available with coated or uncoated headers. Gen 1 SB into S-10 kits are also available with Heavy-Duty Elite model headers.





"ENGINE SWAP-IN-A-BOX"  
COMPLETE ENGINE SWAP KITS

This chart contains a complete listing of our Engine Swap-In-A-Box Kits. To locate the kit for your project, select the vehicle's section, select the engine going in to the vehicle, and review the cylinder head and transmission. Finally, choose the part number in the column for the header finish you want. Truck & SUV kits can be found on the following pages



YEARS	ENGINE BEING INSTALLED	CYLINDER HEAD DESIGN	TUBE DIAMETER	TUBE STYLE	COLLECTOR SIZE	COLLECTOR STYLE	AUTOMATIC TRANSMISSION	MANUAL TRANSMISSION	STANDARD-DUTY HEADER MODELS			ELITE™ HEAVY-DUTY MODELS	
									UNCOATED	HTC SILVER CERAMIC	BLACK MAXX BLACK CERAMIC	ELITE™ MATTE SILVER	BLACK ELITE

PASSENGER CARS

<b>GM A-BODY 1964-67; CHEVY CHEVELLE, MALIBU, EL CAMINO</b> <i>(KIT INCLUDES HEADERS, OIL PAN AND ENGINE MOUNTS)</i>													
1964-1967	GM LS 4.8L, 5.3L, 6.0L	Factory Heads	1-1/2"	Mid-Length	2-1/2"	Ball/Socket	Y	Y	42921*	42922*	42913*	-	-
<p style="text-align: center;"> <b>KIT WITH 304 STAINLESS STEEL HEADERS</b> </p>													
1968-1972	GM LS 4.8L, 5.3L, 6.0L	Factory Heads	1-3/4"	Mid-Length	3"	Ball/Socket	4L60E/70E	N	46001*	46002*	46004*	-	-
<p style="text-align: center;"> <b>KIT WITH 304 STAINLESS STEEL HEADERS</b> </p>													
1968-1972	GM LS 4.8L, 5.3L, 6.0L	Factory Heads	1-3/4"	Mid-Length	3"	Ball/Socket	TH350 700R4	N	46011*	46012*	46014*	-	-
<p style="text-align: center;"> <b>KIT WITH 304 STAINLESS STEEL HEADERS</b> </p>													
1968-1972	GM LS 4.8L, 5.3L, 6.0L	Factory Heads	1-3/4"	Long Tube	3"	Ball/Socket	4L60E/70E	N	46005*	46007*	46008*	-	-
<p style="text-align: center;"> <b>KIT WITH 304 STAINLESS STEEL HEADERS</b> </p>													
1968-1972	GM LS 4.8L, 5.3L, 6.0L	Factory Heads	1-3/4"	Long Tube	3"	Ball/Socket	TH350 TH400	N	46015*	46017*	46018*	-	-
<p style="text-align: center;"> <b>KIT WITH 304 STAINLESS STEEL HEADERS</b> </p>													
<b>GM A-BODY 1978-81; MONTE CARLO, MALIBU, EL CAMINO, GRAND PRIX, REGAL, AND OTHERS</b> <i>(KIT INCLUDES HEADERS, OIL PAN AND ENGINE MOUNTS)</i>													
	GM LS 4.8L, 5.3L, 6.0L	Factory Heads	1-3/4"	Mid-Length	3"	Ball/Socket	Y	Y	48061*	48062*	48063*	-	-
<b>GM F-BODY; CAMARO, FIREBIRD, TRANS-AM</b> <i>(KIT INCLUDES HEADERS, OIL PAN, ENGINE MOUNTS, TRANSMISSION CROSS MEMBER)</i>													
1967-1969	GM LS 4.8L, 5.3L, 6.0L	Factory Heads	1-3/4"	Mid-Length	3"	Ball/Socket	Y	N	42011* <sup>a</sup>	42012* <sup>a</sup>	42013* <sup>a</sup>	-	-
<p style="text-align: center;"> <b>KIT WITH 304 STAINLESS STEEL HEADERS</b> </p>													
1967-1969	GM LS 4.8L, 5.3L, 6.0L	Factory Heads	1-3/4"	Mid-Length	3"	Ball/Socket	N	Y	42014*	42015*	42016*	-	-
<p style="text-align: center;"> <b>KIT WITH 304 STAINLESS STEEL HEADERS</b> </p>													

\* Not legal for sale or use on pollution controlled motor vehicles.  
<sup>a</sup> Not for use with 4L80E or 4L85E Transmissions

**GENERAL MOTORS (GM) BODY STYLE / MODEL REFERENCE CHART**

MAKE	A-BODY			F-BODY	G-BODY		X-BODY
	1964-1967	1968-1972	1978-1981	1967-Current	1982-1987	1988	1968-1974
<b>BUICK</b>	Skylark, GS, Special	Skylark, GS, Special	Regal, Century	-	Regal	-	Apollo
<b>CHEVROLET</b>	Chevelle, Malibu, El Camino	Chevelle, Malibu, El Camino	Chevelle, Malibu, El Camino, Monte Carlo	Camaro	El Camino, Malibu, Monte Carlo	Monte Carlo	Nova
<b>GMC</b>	-	Sprint	Caballero	-	Caballero	-	-
<b>OLDSMOBILE</b>	Cutlass, 442, Vista Cruiser	Cutlass, 442, Vista Cruiser	Cutlass	-	Cutlass	-	Omega
<b>PONTIAC</b>	GTO, LeMans, Tempest	GTO, LeMans, Tempest	LeMans, Grand Prix, Grand Am	Firebird / Trans-Am	Bonneville, LeMans, Grand Prix	-	Ventura
<b>BEAUMONT (CANADA)</b>	Beaumont	-	-	-	-	-	Acadian

# ENGINE SWAP-IN-A-BOX™ KITS

"ENGINE SWAP-IN-A-BOX"  
COMPLETE ENGINE SWAP KITS

YEARS	ENGINE BEING INSTALLED	CYLINDER HEAD DESIGN	TUBE DIAMETER	TUBE STYLE	COLLECTOR SIZE	COLLECTOR STYLE	AUTOMATIC TRANSMISSION	MANUAL TRANSMISSION	STANDARD-DUTY HEDDER MODELS			ELITE™ HEAVY-DUTY MODELS	
									UNCOATED	HTC SILVER CERAMIC	BLACK MAXX BLACK CERAMIC	ELITE™ MATTE SILVER	BLACK ELITE
<b>GM F-BODY; CAMARO, FIREBIRD, TRANS-AM (continued)</b> <i>[ KIT INCLUDES HEADERS, OIL PAN, ENGINE MOUNTS, TRANSMISSION CROSS MEMBER ]</i>													
1970-1974	GM LS 4.8L, 5.3L, 6.0L	Factory Heads	1-3/4"	Mid-Length	3"	Ball/Socket	Y	N	42021* <sup>a</sup>	42022* <sup>a</sup>	42023* <sup>a</sup>	-	-
<b>→ KIT WITH 304 STAINLESS STEEL HEADERS →</b>									42221* <sup>a</sup>	42222* <sup>a</sup>	42223* <sup>a</sup>	-	-
1970-1974	GM LS 4.8L, 5.3L, 6.0L	Factory Heads	1-3/4"	Mid-Length	3"	Ball/Socket	N	Y	42024*	42025*	42026*	-	-
<b>→ KIT WITH 304 STAINLESS STEEL HEADERS →</b>									42224*	42225*	42226*	-	-
1975-1981	GM LS 4.8L, 5.3L, 6.0L	Factory Heads	1-3/4"	Mid-Length	3"	Ball/Socket	Y	N	42031* <sup>a</sup>	42032* <sup>a</sup>	42033* <sup>a</sup>	-	-
<b>→ KIT WITH 304 STAINLESS STEEL HEADERS →</b>									42231* <sup>a</sup>	42232* <sup>a</sup>	42233* <sup>a</sup>	-	-
1975-1981	GM LS 4.8L, 5.3L, 6.0L	Factory Heads	1-3/4"	Mid-Length	3"	Ball/Socket	N	Y	42034*	42035*	42036*	-	-
<b>→ KIT WITH 304 STAINLESS STEEL HEADERS →</b>									42234*	42235*	42236*	-	-
<b>GM G-BODY 1982-87; CUTLASS, MONTE CARLO (THRU '88), EL CAMINO/CABALLERO, GRAND PRIX, REGAL, AND OTHERS</b> <i>[ KIT INCLUDES HEADERS, OIL PAN, ENGINE MOUNTS, TRANSMISSION CROSS MEMBER ]</i>													
1982-1987	GM LS 4.8L, 5.3L, 6.0L	Factory Heads	1-3/4"	Mid-Length	3"	Ball/Socket	Y	Y	48061*	48062*	48063*	-	-
<b>GM X-BODY 1968-74; CHEVY NOVA, PONTIAC VENTURA</b> <i>[ KIT INCLUDES HEADERS, OIL PAN, ENGINE MOUNTS, TRANSMISSION CROSS MEMBER ]</i>													
1968-1974	GM LS 4.8L, 5.3L, 6.0L	Factory Heads	1-3/4"	Mid-Length	3"	Ball/Socket	Y	N	42011* <sup>a</sup>	42012* <sup>a</sup>	42013* <sup>a</sup>	-	-
<b>→ KIT WITH 304 STAINLESS STEEL HEADERS →</b>									42211* <sup>a</sup>	42212* <sup>a</sup>	42213* <sup>a</sup>	-	-
1968-1974	GM LS 4.8L, 5.3L, 6.0L	Factory Heads	1-3/4"	Mid-Length	3"	Ball/Socket	N	Y	42014*	42015*	42016*	-	-
<b>→ KIT WITH 304 STAINLESS STEEL HEADERS →</b>									42214*	42215*	42216*	-	-

## TRUCKS & SUVs

Headman Hedders & Trans-Dapt Performance Products have been manufacturing project-specific Chevy S10/Blazer, Jeep CJ and Ford Ranger V8 engine swap headers and engine mounts for decades, so we're not new to the party— In fact, many consider us host to the S10 & Blazer / V8 swap movement.

When it comes to Chevy pickups and Suburbans, the HP Group has been building headers and mounts to cover factory set-ups for years as well. When the LS craze hit the C10 crowd a few years ago, we were here to help you out, and all our hard work is listed in this section of our coveted Engine Swap-In-A-Box Kits. Kits with 304 Stainless headers are now available.



42241\*

## CHEVY /GMC C10 & C20 PICK-UPS & SUVs; 2WD

*[ KIT INCLUDES HEADERS, OIL PAN, ENGINE MOUNTS, TRANSMISSION CROSS MEMBER ]*

1967-1972	GM LS 4.8L, 5.3L, 6.0L	Factory Heads	1-3/4"	Mid-Length	3"	Ball/Socket	Y	N	42041*	42042*	42043*	-	-
<b>→ KIT WITH 304 STAINLESS STEEL HEADERS →</b>									42241* <sup>a</sup>	42242* <sup>a</sup>	42243* <sup>a</sup>	-	-
1973-1987	GM LS 4.8L, 5.3L, 6.0L	Factory Heads	1-3/4"	Mid-Length	3"	Ball/Socket	Y	N	42051*	42052*	42053*	-	-
<b>→ KIT WITH 304 STAINLESS STEEL HEADERS →</b>									42251* <sup>a</sup>	42252* <sup>a</sup>	42253* <sup>a</sup>	-	-

## S-10/S-15, BLAZER/JIMMY, SONOMA; 2WD ONLY -MID-LENGTH HEDDERS

*[ KIT INCLUDES HEADERS, OIL PAN, ENGINE MOUNTS ]*

1982-2004	1955-78 SB Chevy	Factory Heads	1-1/2"	Mid-Length	2-1/2"	Ball/Socket	Y	Y	99061*	99064*	99081*	99067*	99068*
1982-2004	1955-78 SB Chevy	Factory Heads	1-3/4"	Mid-Length	3"	3-Bolt Gasket	Y	Y	99069*	99079*	99089*	-	-
1982-2004	1955-78 SB Chevy	D-Port Heads	1-1/2"	Mid-Length	2-1/2"	Ball/Socket	Y	Y	99063*	99066*	99083*	-	-

\* Not legal for sale or use on pollution controlled motor vehicles.

<sup>a</sup> Not for use with 4L80E or 4L85E Transmissions

"ENGINE SWAP-IN-A-BOX"  
COMPLETE ENGINE SWAP KITS

										STANDARD-DUTY HEADER MODELS			ELITE™ HEAVY-DUTY MODELS	
YEARS	ENGINE BEING INSTALLED	CYLINDER HEAD DESIGN	TUBE DIAMETER	TUBE STYLE	COLLECTOR SIZE	COLLECTOR STYLE	AUTOMATIC TRANSMISSION	MANUAL TRANSMISSION	UNCOATED	HTC SILVER CERAMIC	BLACK MAXX BLACK CERAMIC	ELITE™ MATTE SILVER	BLACK ELITE	
<b>S-10/S-15, BLAZER/JIMMY, SONOMA; 2VWD ONLY -MID-LENGTH HEADERS</b> (continued) [ KIT INCLUDES HEADERS, OIL PAN, ENGINE MOUNTS ]														
1982-2004	1955-78 SB Chevy	Angle Plug (factory GM Only)	1-1/2"	Mid- Length	2-1/2"	Ball/ Socket	Y	Y	99062*	99065*	99085*	-	-	
1982-2004	1986-00 SB Chevy	Factory Heads	1-1/2"	Mid- Length	2-1/2"	Ball/ Socket	Y	Y	99071*	99074*	99082*	99077*	99078*	
1982-2004	1986-00 SB Chevy	Factory Heads	1-3/4"	Mid- Length	3"	3-Bolt Gasket	Y	Y	99070*	99080*	99090*	-	-	
1982-2004	1986-00 SB Chevy	D-Port Heads	1-1/2"	Mid- Length	2-1/2"	Ball/ Socket	Y	Y	99073*	99076*	99084*	-	-	
1982-2004	1986-00 SB Chevy	Angle Plug (factory GM Only)	1-1/2"	Mid- Length	2-1/2"	Ball/ Socket	Y	Y	99072*	99075*	99086*	-	-	
1982-2004	GM LS 4.8L, 5.3L, 6.0L	Factory Heads	1-1/2"	Mid- Length	2-1/2"	Ball/ Socket	Y	Y	42161*	42162*	42933*	-	-	
<b>S-10/S-15, BLAZER/JIMMY, SONOMA; 2VWD ONLY- LONG TUBE HEADERS</b> [ KIT INCLUDES HEADERS, OIL PAN, ENGINE MOUNTS, TRANSMISSION CROSSMEMBER ]														
1982-2004	1955-78 SB Chevy	Factory Heads	1-1/2"	Long Tube	3"	Ball/ Socket	TH350 700R4	N	99091*	99092*	99093*	-	-	
1982-2004	1986-00 SB Chevy	Factory Heads	1-1/2"	Long Tube	3"	Ball/ Socket	TH350 700R4	N	99094*	99095*	99096*	-	-	
1982-2004	GM LS 4.8L, 5.3L, 6.0L	Factory Heads	1-1/2"	Long Tube	3"	Ball/ Socket	4L60E/70E	N	42163*	42164*	42165*	-	-	
<b>S-10/S-15, BLAZER/JIMMY, SONOMA; 4WD ONLY</b> [ KIT INCLUDES HEADERS, OIL PAN, ENGINE MOUNTS ]														
1982-2004	1955-78 SB Chevy	Factory Heads	1-1/2"	Mid- Length	2-1/2"	Ball/ Socket	Y	Y	44061*	44062*	99087*	-	-	
1982-2004	1986-00 SB Chevy	Factory Heads	1-1/2"	Mid- Length	2-1/2"	Ball/ Socket	Y	Y	44063*	44064*	99088*	-	-	
<b>FORD RANGER</b> [ KIT INCLUDES HEADERS, OIL PAN, ENGINE MOUNTS, OIL FILTER RELOCATION KIT ]														
1982-1997	SB Ford 260-302W	Factory Heads	1-1/2"	Mid- Length	2-1/2"	Ball/ Socket	Y	Y	97361*	97362*	97363*	-	-	
<b>JEEP CJ</b> [ KIT INCLUDES HEADERS, OIL PAN, ENGINE MOUNTS ]														
1972-1986	1955-78 SB Chevy	Factory Heads	1-1/2"	Mid- Length	2-1/2"	Ball/ Socket	Y	Y	41001*	41002*	41003*	41004*	41005*	
1972-1986	1986-00 SB Chevy	Factory Heads	1-1/2"	Mid- Length	2-1/2"	Ball/ Socket	Y	Y	41006*	41007*	41008*	41009*	41010*	

CHEVY LS ENGINE  
INTO SB CHEVY FACTORY CHASSIS

For installing a Chevy LS1/LS6/Vortec 4.8, 5.3, 6.0L V8 engine into a vehicle that is set up for a Chevy SB V8. Now available in multiple engine positions and mount pad material combinations.

- Securely mounts your LS engine into Classic SB Chevy Chassis Vehicles
- SIX ENGINE POSITIONS Available
- Include Mounts, Pads and Hardware
- Rubber & Polyurethane Kit Options. Plates also Available Without Pads



DESCRIPTION	ENGINE POSITION	COMPLETE KITS <sup>2</sup>		
		RUBBER	POLY URETHANE	WITHOUT PADS
LS1 Engine into SB Chevy Chassis	STOCK LOCATION	4592	4582	4572
LS1 Engine into SB Chevy Chassis	1" FORWARD	4596	4583	-
LS1 Engine into SB Chevy Chassis	1-3/4" FORWARD	4597	4584	-
LS1 Engine into SB Chevy Chassis	1" BACK	4595	4585	4575
LS1 Engine into SB Chevy Chassis	1-1/4" BACK	4599	4587	-
LS1 Engine into SB Chevy Chassis	1-3/4" BACK	4598	4586	-
<b>REPLACEMENT MOTOR MOUNT PADS</b>		9525	4238	-

<sup>2</sup>Not for use on vehicle chassis designed to use Clamshell Style (1974-newer) Motor Mount Pads. For these vehicles, order Trans-Dapt kit without pads. ↑

# GM LS ENGINE SWAP MOTOR MOUNTS

## CHEVY LS ENGINE INTO 55-57 CHEVY CARS (TRI-5)



These new Trans-Dapt swap mounts are designed specifically for installing an LS engine into 1955-1957 Chevy 150, 210, Bel Air or Nomad cars. Available with standard rubber or high performance polyurethane pads. No welding required.

Replacement pads: Trans-Dapt #9525 or 4238 **COMPLETE KITS**

DESCRIPTION	COMPLETE KITS	
	RUBBER	POLYURETHANE
LS Engine into 1955-1957 Chevy passenger cars Engine Swap Motor Mount Kit	4199	4200

## CHEVY LS ENGINE INTO 68-72 CHEVELLE, EL CAMINO



These quality kits simplify swapping an LS engine into 1968-72 GM A-Body cars, like Chevelles, El Caminos, GTOs, Cutlass and more, that came from the factory with a SB Chevy. Available for LS/TH350 or LS/4L60 combinations. No welding required.

Replacement pads: Trans-Dapt #4602 **COMPLETE KITS**

DESCRIPTION	TRANSMISSION	ENGINE POSITION	RUBBER
LS Engine into '68-72 Skylark, GS, Chevelle, El Camino, GTO, LeMans, 442, F-85, Cutlass, Vista Cruiser	TH350 / 700R4	Stock	4601
	4L60 / 4L70	Forward	4600

## CHEVY LS ENGINE INTO GM F-BODY & X-BODY CARS

Trans-Dapt Performance recognized the future of the classic car market early and introduced its first LS engine swap motor mounts to the industry way back in 2002.



The kits on this page represent over 10 years of LS component design and manufacturing experience, and many kits, like these F-Body swap mounts, are designed to fit a specific group of vehicles, making them simple to use, and ensuring a safe, reliable, long lasting installation of your LS engine into classic American muscle cars and trucks. Complete Engine Swap-In-A-Box Kits also available. See Page 91.



DESCRIPTION	COMPLETE KITS
1967-69 Camaro/Firebird, 1968-74 Nova, Chevy II; Engine Swap Motor Mount Kit	4201
1970-74 Camaro/Firebird; Engine Swap Motor Mount Kit	4202
1975-81 Camaro/Firebird; Engine Swap Motor Mount Kit	4203
Replacement Pads For Swap Mount Kit #s 4201, 4202 And 4203	4209

## GM LS ENGINE MOUNT SHIMS

Trans-dapt offers a broad range of LS swap components, including a variety of application specific mount kits, as well as, general application kits that position the engine forward or backwards to meet your special LS swap project's needs. These 3/16" thick steel shims, or spacers, allow builders to fine tune the level and height of the LS engine to achieve the desired position and drivetrain angle.



DESCRIPTION	PART NO.
LS Engine Mount Shims; 3/16" Tall (Pr.)	4207

## CHEVY LS ENGINE INTO 78-88 A-BODY/G-BODY CARS



This easy-to-use kit is designed specifically for installing an LS engine into 1978-87 Caballero, Cutlass, El Camino, Grand Prix, and Regal, or 1978-88 Monte Carlo vehicle models. No welding required.

Replacement pads: Trans-Dapt #4209 **COMPLETE KIT**

DESCRIPTION	TRANSMISSION	RUBBER
LS Engine into 1978-81 GM A-Body & 1982-88 G-Body Cars Engine Swap Motor Mount Kit	4L60/G5/7/800E, TH400, T56	4206

## CHEVY LS ENGINE INTO 94-04 MUSTANG

The reliability, power potential and relatively affordable price of LS engines has catapulted it to the engine of choice in our hobby and not just for GM vehicles. These mounts allow you to confidently bolt an LS engine in 1994-04 4.6L Mustangs using the factory bolt locations.



Replacement pads: Trans-Dapt #4208 **COMPLETE KIT**

DESCRIPTION	RUBBER	WITHOUT PADS
LS Engine into 1994-04 Mustang Engine Swap Motor Mount Kit	4518	4517

## CHEVY LS ENGINE INTO CHEVY/GMC C10 TRUCKS



Trans-Dapt offers two engine swap mount kits designed specifically for installing an LS engine into 1967 to 1987 Chevy /GMC 1/2-Ton 2WD Pick-ups and SUVs. No welding required. Complete Engine Engine Swap-In-A-Box Kits also available. See Page 91.

Replacement pads: Trans-Dapt #4719 **COMPLETE KITS**

DESCRIPTION	POLYURETHANE
'67-72 Chevy/GMC C10/C15 Trucks & SUVs; Engine Swap Mount Kit	4204
'73-87 Chevy/GMC C10/C15 Trucks & SUVs; Engine Swap Mount Kit	4205

## GM LS ENGINE INTO ANY 2WD S-10/BLAZER

Chevy LS1/LS6 4.8, 5.3, 6.0L V8 into S-10/Blazer. Mounts bolt directly to the stock 2.8L V6 mounts for a very simple install. For 82-04 2.2L trucks use only #4516.



Replacement mounts: Trans-Dapt #4217 or 4229 **COMPLETE KITS**

DESCRIPTION	RUBBER	ALL STEEL	WITHOUT PADS
LS1/Vortec into 2WD S-10	4516	4530	4536

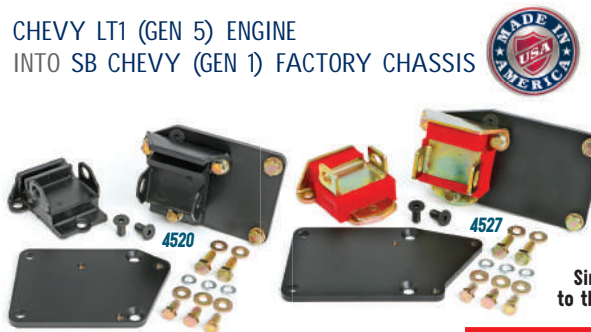
LT (GEN 5) INTO LS CHASSIS  
ENGINE MOUNT ADAPTER PLATES



Trans-Dapt's LT engine adapter plates are an easy-to-use product that quickly adapts GM's new-age, Gen V LT motor to fit into your earlier generation, factory LS-equipped chassis car or truck. Just bolt this adapter to the LT blocks factory mount location, install a set of factory LS pads, then attach the engine to the chassis.

DESCRIPTION	PART NO.
LT into Factory LS Chassis Adapter Plate Kit	4531

CHEVY LT1 (GEN 5) ENGINE  
INTO SB CHEVY (GEN 1) FACTORY CHASSIS



Chevy's (Gen V) LT1 is a beast of an engine. Its power potential, coupled with the automotive industry's most advanced engine technology has quickly made it a popular engine choice among vehicle builders and performance enthusiasts.

Trans-Dapt's line of LT1 swap engine mounts are designed to make bolting a Gen 5 LT1 into classic GM cars that came from the factory with a SB Chevy engine. Simply bolt the engine block adapter plates to the engine, bolt the rubber or polyurethane pad to the adapter plate, then bolt the entire package to the factory SB Chevy frame perches. Three engine positions available.

DESCRIPTION	ENGINE POSITION	COMPLETE KITS*		
		RUBBER	POLY URETHANE	WITHOUT PADS
LT1 (Gen 5) into SB Chevy Chassis	1-1/8" REARWARD	4526	4527	4525
LT1 (Gen 5) into SB Chevy Chassis	5/8" REARWARD	4523	4524	4522
LT1 (Gen 5) into SB Chevy Chassis	5/8" FORWARD	4520	4521	4519
REPLACEMENT MOTOR MOUNT PADS		9525	4238	

\*Not for use on vehicle chassis designed to use Clamshell Style (1974-newer) Motor Mount Pads. For these vehicles, order Trans-Dapt kit without pads.

SB CHEVY V8  
INTO ANY 4WD S-10/BLAZER



SB Chevy 283-350 V8 into 4WD S-10/Blazer. Mounts bolt directly to the stock 2.8L V6 mounts for a very simple bolt-in. For 82-04 2.2L trucks use only #4406.

Replacement pads: Trans-Dapt #4217 or 4229

DESCRIPTION	COMPLETE KITS		
	RUBBER	ALL STEEL	WITHOUT PADS
SB Chevy into 4WD S-10	4406	4529	4426

SB CHEVY V8  
INTO ANY 2WD S-10/BLAZER



SB Chevy 283-350 V8 into S-10/Blazer. Mounts bolt directly to 2.8L V6 mounts for a very simple install. Use Hedman Shorty Heddors #69520. For 82-04 2.2L trucks use only #9906.

Replacement pads: Trans-Dapt #4217

DESCRIPTION	COMPLETE KITS		
	RUBBER	ALL STEEL	WITHOUT PADS
SB Chevy into 2WD S-10	9906	4528	9926

SB CHEVY V8  
INTO 2WD S-10 WITH TH-350



Frame Mount plates and hardware. For use with Hedman Long-Tube Headers #69490. For complete kit with rubber pads and adapter plates, use #4690. For a high performance all steel set-up, use with Trans-Dapt #4227.

Replacement pads: Trans-Dapt #4235

DESCRIPTION	COMPLETE KITS		
	RUBBER	POLY URETHANE	WITHOUT PADS
S-10 V8 Long Tube Header Frame Mounts	4690	-	4689

SB CHEVY V8  
INTO 2WD 4.3L S-10 TH-350



For installing a Chevy SB V8 into Chevy S-10/Blazer 2WD using stock 4.3L V6 mounting pads. For use with Hedman Shorty Heddors part #69520.

Replacement pads: Trans-Dapt #4218

DESCRIPTION	COMPLETE KITS		
	RUBBER	POLY URETHANE	WITHOUT PADS
SB Chevy into 2WD S-10 4.3L	4671	-	4691

4.3L CHEVY V6  
INTO ANY 2WD 2.2/2.8L S-10



4.3L Chevy V6 into S-10/Blazer. Mounts bolt directly to the stock 2.8L V6 mounts. Use stock T4/T5 or TH-350 Trans. For 2.2 or 4.3L trucks use only #4606.

Replacement pads: Trans-Dapt #4217

DESCRIPTION	COMPLETE KITS		
	RUBBER	POLY URETHANE	WITHOUT PADS
4.3L V6 into 2WD S-10 2.2/2.8L	4606	-	4626

SB CHEVY V8  
INTO 2WD 84-04 ASTRO VAN



For installing a Chevy SB V8 into an '84-04 Astro Van/Safari Van 2WD only. Uses stock 2.8L V6 mounting pads. Hedman swap header # 68600, 68606 or 68608 recommended.

Replacement pads: Trans-Dapt #4217

DESCRIPTION	COMPLETE KITS		
	RUBBER	POLY URETHANE	WITHOUT PADS
4.3L V6 into 2WD S-10 2.2/2.8L	4676	-	4696

# CHEVY CAR/TRUCK & FORD ENGINE-SWAP MOUNTS

CHEVY SB/BB V8 OR 4.3L V6 INTO 49-54 CHEVY CARS



Chevy V8 into 49-54 Chevy passenger cars. No welding required. Kit includes frame, engine brackets and biscuit style mount pads.

Replacement pads: Trans-Dapt #9314.

COMPLETE KIT

DESCRIPTION	RUBBER
Chevy V8 '58-99, 4.3L V6 into '49-54 Chevy	4196

CHEVY SB/BB V8 OR 4.3L V6 INTO 55-57 CHEVY CARS  
NOT FOR LT1



Includes motor mount brackets and stock type rubber/steel mount pads for maximum strength. New model provides firewall clearance for HEI system. No welding required.

Replacement pads: Trans-Dapt #9525 or 4238

COMPLETE KITS

DESCRIPTION	RUBBER	POLY URETHANE	WITHOUT PADS
Chevy V8 '58-99, 4.3L V6 into '55-57 Chevy	4195	4155	4175
3/4" Forward for HEI CLEARANCE	4177	4178	4176

CHEVY SB/BB V8 OR 4.3L V6 INTO 55-59 CHEVY PICK-UP



Kit includes left and right adapter wings, two frame plates, and rubber/steel mount pads. No welding is required.

Replacement pads: Trans-Dapt #9314

COMPLETE KIT

DESCRIPTION	RUBBER
Chevy V8 '58-99, 4.3L V6 into '55-59 P/U	4771

CHEVY SB & BB V8 INTO 64-72 GM A-BODY CARS




Mounts 58-99 Chevy V8 engine into a 64-72 Buick Special, Skylark, Grandport; Olds F-85, Cutlass, 442, Pontiac Tempest, LeMans and GTO with automatic or standard transmission. No welding required. Additional GM parts are necessary to complete this installation.

Replacement pads: Trans-Dapt #9525 or 4238

COMPLETE KITS

DESCRIPTION	RUBBER	POLY URETHANE	WITHOUT PADS
Chevy V8 into 64-72 A-Body	9556	9566	9596

CHEVY SB V8 INTO CHEVY VEGA/PONTIAC ASTRE  
Not Monza Chassis.



Mount a Small-Block Chevy V8 engine into a Chevy Vega or Pontiac Astre. Complete front and rear mount kit includes motor mount brackets, bushings, plates and rear crossmember for use with TH-350 automatic transmission only. Hedman swap header # 68340 or 68346 recommended.

Replacement pads: Trans-Dapt #4684

COMPLETE KIT

DESCRIPTION	RUBBER
SBC into Chevy Vega/Pontiac Astre	4686

FORD SB 289-302 INTO 83-97 2WD RANGER, BRONCO LL, 91-94 EXPLORER



Bolt in design. Requires Trans-Dapt oil filter relocation kit #1113, and other Ford parts to complete the installation. Use Hedman Hedder #89500. Use oil pan #9754 or #8918/8919.

Replacement pads: Trans-Dapt #9717

COMPLETE KIT

DESCRIPTION	RUBBER	WITHOUT PADS
SB Ford V8 into Ford Ranger or Explorer	9736	9716

FORD 429-460 INTO 65-79 FORD PICKUP



Fits 2WD F-100, F-150, F-250 & F-350. Includes mount brackets and bushings. No welding required. NOT for 1958-68 Mercury, Edsel, Lincoln series motors. Includes polyurethane bushings.

Replacement bushings: Trans-Dapt #9722

COMPLETE KIT

DESCRIPTION	RUBBER
429-460 (385 series) into 65-79 Ford 2WD Trucks	9720

FORD 429-460 INTO FORD 4WD PICKUP



Fits '67-79 Ford 4WD F-250, '78-79 Ford F-150 and Bronco. Mount brackets only. NOT for use with 1958-68 Mercury, Edsel, Lincoln Series motors.

Discontinued Ford parts needed for installation.

DESCRIPTION	PART #
429-460 (385 series) into Ford 4WD Trucks	9433

FORD 332-352-390-406-427 or 428 INTO 53-64 FORD PICKUP



This "Bolt-to-frame" crossmember requires no welding. 28-3/4" wide. Must use 4qt. pass. car oil pan. Not for 351s. For 351W, use mount kit #4145, for 351C use #4977.

Replacement pads: Trans-Dapt #4715

COMPLETE KIT

DESCRIPTION	RUBBER	WITHOUT PADS
Ford FE block into 53-64 Ford Truck	4017	4037

FORD SB 289-302-351W INTO FORD PICKUP



Includes left- and right-hand adapter wings, motor mount pads, frame brackets and hardware. No welding required. Universal mount kit must be used on trucks with up to 28" frame rails. 2WD or 4WD.

Replacement pads: Trans-Dapt #9314

COMPLETE KIT


DESCRIPTION	RUBBER
Universal fit SB Ford into Ford Truck	4562

# LOOKIN' FOR FORD TRUCK HEDDERS?

Hedman Hedders offers a wide range of hedders for 1954-2010 Ford Trucks and SUVs. Check out Hedman's line of Ford truck headers! Turn to page 22 (2WD) or 27 (4WD), or visit the address below for the latest product applications and information.




FORD 429-460 ENGINE CONVERSION MOUNTS



1-3/8" Tall

**INTERLOCKING DESIGN FOR SECURE, LONG LASTING RELIABILITY**



These universal motor mounts are a must when installing a 429-460 engine in to a Ford Bronco, F-100, F-150, F-250 or F-350 truck. They use stock frame perches bolted directly to the engine block. No relocation of transmission or transfer case required. Available in Black Urethane or Solid Steel. All mounts are built with Grade 8 studs to withstand high torque & horsepower loads. Solid steel mounts will improve 0-to-60 times, and prevent clutch linkage binding to transfer more power to the wheels. Sold in pairs.

For '72-82 1/2- 3/4-Ton Trucks use Hedman Huster Hedders #85650.

For Cobra Jet Heads use Hedman Huster Hedders #85651.

DESCRIPTION	DRIVE TYPE	TRANSMISSION TYPE	PAD MATERIAL	
			POLY URETHANE	ALL STEEL
78-79 Bronco 351M/400 to 429/460 engine	4WD Only	Auto/Manual	4226	4225
80-96 Bronco 302/351W to 429/460 engine	2WD/4WD	Auto/Manual	4226	4225
67-79 F100/F-150 302/351W to 429/460 engine	2WD Only	Auto/Manual	4226	4225
77-79 F100/F-150 351M/400 to 429/460 engine	2WD/4WD	Auto/Manual	4226	4225
80-96 F100/F-150 302/351W to 429/460 engine	2WD/4WD	Auto/Manual	4226	4225
67-79 F-250/F-350 302/351W to 429/460 engine	2WD Only	Auto/Manual	4226	4225
77-79 F-250/F-350 351M/400 to 429/460 engine	2WD/4WD	Auto/Manual	4226	4225
80-96 F-250/F-350 302/351W to 429/460 engine	2WD/4WD	Auto/Manual	4226	4225

CHEVY SB/BB V8 OR 4.3L V6 INTO 53-64 FORD PICKUP




Kit includes left- and right-hand adapter wings, motor mount pads, frame brackets and hardware. No welding required.

Replacement bushings: Trans-Dapt #9314

COMPLETE KIT

DESCRIPTION	RUBBER
SB Chevy V8 & 4.3L V6 into 53-64 Ford Truck	4102

FORD SB 289-302-351W INTO 53-64 FORD PICKUP



Kit includes left- and right-hand adapter wings, motor mount pads, frame brackets and hardware. No welding required.

Replacement bushings: Trans-Dapt #9314

COMPLETE KIT

DESCRIPTION	RUBBER
SB Ford Windsor into 53-64 Ford Truck	4145

FORD 429-460 INTO 53-64 FORD PICKUP



Includes engine wings, motor mount pads, frame brackets and hardware. No welding required. NOT for use with 1958-68 Mercury, Edsel, Lincoln Series motors.

Replacement bushings: Trans-Dapt #9314

COMPLETE KIT

DESCRIPTION	RUBBER
429-460 into 53-64 Ford Truck	4685

# JEEP & MOPAR ENGINE SWAP MOTOR MOUNTS

CHEVY SB/BB V8 OR 4.3L V6  
INTO 76-86 JEEP CJ  
NOT FOR LT1



4563

For installing a SB Chevy V8 or 4.3L V6 into a 1976-86 Jeep CJ. Bolt-in design.

Replacement pads: Trans-Dapt #9525 or 4238

DESCRIPTION	COMPLETE KITS		
	RUBBER	POLY URETHANE	WITHOUT PADS
SB Chevy V8 into Jeep CJ	4563	4553	4543

CHEVY SB/BB V8 OR 4.3L V6  
INTO CJ, J & WRANGLER  
NOT FOR LT1



4100

CJ-2, 3A, 3B, 5, 6, CJ-7 or J-Series and Wrangler. Includes brackets and pads. Welding required to install these kits.

Replacement bushings: Trans-Dapt #9314 **COMPLETE KITS**

DESCRIPTION	RUBBER
Chevy SB into Jeep CJ Series	4100
Chevy SB into Jeep J Series	9721
Chevy SB into 87-95 Wrangler	4560

CHEVY SB V8  
INTO 87-95 JEEP YJ WRANGLER  
NOT FOR LT1



4566

This "Bolt-to-Frame" design crossmember is easy to install, and requires no welding.

Replacement pads: Trans-Dapt #9525 or 4238

DESCRIPTION	COMPLETE KITS		
	RUBBER	POLY URETHANE	WITHOUT PADS
SB Chevy V8 into Jeep Wrangler	4566	4556	4546

FORD SB 289-302-351W  
INTO JEEP CJ & OTHERS



Short Side

Fits CJ-2, CJ-3A, CJ-3B, CJ-5, CJ-6, CJ-7 and 101, as well as, some utility series. Includes mount brackets and pads. Welding required to install this kit.

Replacement bushings: Trans-Dapt #9314

DESCRIPTION	RUBBER
SB Ford Windsor into Jeep CJ Engine Swap Kit	4101

HEAVY-DUTY & BODY LIFT 2.5 & 4.0L  
JEEP WRANGLER OFF-ROAD MOTOR MOUNTS



Replace light-duty OEM motor mounts on your '87-96 YJ or '97-03 TJ with Heavy-Duty Trans-Dapt Mounts. Available in three lift heights to reduce the drivetrain angle on lifted vehicles, as well as, line up the engine cooling fan with radiator. Urethane bushings included.



4213

4214

4212

DESCRIPTION	STOCK-NO LIFT	1" BODY LIFT	2" BODY LIFT
Heavy-Duty Jeep Wrangler 2.5L - (Bushing Cylinder Widths are 2-3/8" and 3-1/4")	4213	4214	4215
Heavy-Duty Jeep Wrangler 4.0L - (Bushing cylinder Widths are both 1-3/4")	4210	4211	4212
REPLACEMENT POLYURETHANE MOTOR MOUNT BUSHINGS for 2.4-4.0L Wrangler mounts	9722	9722	9722

340-360 (LA SERIES)  
INTO A,B,C, E-BODY MOPARS



The motor mounts in this section are for mounting a Mopar 340-360 engine into an assortment of A, B, C and E-Body Mopars.



4695

Replacement pads:  
4695: Trans-Dapt #4219  
4700: Trans-Dapt #4283  
4701: Trans-Dapt #4284

DESCRIPTION	WITH PADS	
	RUBBER	WITHOUT PADS
340-360 into 67-72 A-Body with Slant 6	4695	4675
340-360 into 63-65 B-Body	4700	
340-360 into 66-72 B-Body; 66-73 C-Body; 70-74 E-Body	4701	

B/RB INTO 67-72 MOPAR A-BODY  
WITH SLANT-6 K-MEMBER



For installing a MOPAR B/RB engine into a 67-72 A-Body that came from the factory with a Slant 6 motor.

Replacement pads: Trans-Dapt #4219

DESCRIPTION	RUBBER
B/RB into 67-72 A-Body with Slant 6 K-Member	4697

B/RB INTO 67-72 MOPAR A-BODY  
WITH SB V8 K-MEMBER



Motor mount kit for installing a MOPAR B/RB engine into a 67-72 A-Body that came from the factory with a SB V8.

Replacement pads: Trans-Dapt #4219

DESCRIPTION	RUBBER
B/RB into 67-72 A-Body with SB V8 K-Member	4698



72-87 BB MOPAR INTO DODGE TRUCKS



For installing a Mopar B/RB into a 72-87 Trucks, 2WD & 4WD.

Replacement pads: Trans-Dapt #4220 **COMPLETE KIT**

DESCRIPTION	RUBBER	WITHOUT PADS
BB Dodge motor into Dodge Trucks	4565	4545

CHEVY SB V8 & 4.3L V6 INTO LAND CRUISER



Fits Toyota Land Cruisers up to 1990. Includes brackets and pads. Welding is required to install this kit.

Replacement pads: Trans-Dapt #9314 **COMPLETE KIT**

DESCRIPTION	RUBBER
Chevy SB into Land Cruiser	4712

CHEVY SB V8 OR 4.3L V6 INTO TOYOTA (UNIVERSAL)



These Universal mounts are designed for all types of 2WD & 4WD trucks with at least 28" between frame rails.

Replacement pads: Trans-Dapt #9314 **COMPLETE KIT**

DESCRIPTION	RUBBER
Chevy SB into Toyota Universal Mounts	4560

CHEVY SB INTO 4 CYL.  
79-95 TOYOTA 4WD TRUCK




Fits '79-95 Toyota 4WD 4cyl truck. Urethane bushings included. Not for Tacoma trucks. Bolts to factory motor mount perches. No welding.

Replacement bushings: Trans-Dapt #9722 **COMPLETE KIT**

DESCRIPTION	POLY URETHANE
SB Chevy to 4cyl. Toyota	4567

79-95 TOYOTA 4WD TRUCK TRANSFER CASE SHIMS



Trans-Dapt Toyota Transfer Case Shims are used to adjust drive shaft angle caused by body lift or an engine swap. Sold in pairs, 1/8" thick. Recommended for all Toyota engine swaps.

DESCRIPTION	PART #
Toyota Transfer Case Shims	4569

81-95 TOYOTA 4WD TRUCK POWER STEERING BRACKET



This power steering adapter bracket will allow the factory Toyota power steering pump to be used on SB Chevy or 4.3L V6 engines.

Recommended for all engine swaps using #'s 4567.


DESCRIPTION	PART #
Toyota P/S Bracket 81-95	4571

## UNIVERSAL CROSSMEMBER Engine MOUNTS



TRANS-DAPT's Universal crossmember engine mounts are very versatile, and are ideal for a wide variety of cars & pickups with open frame rails, primarily those with straight front axles. We recommend double checking clearance on 4WD pickups and SUV's, as well as, passenger cars with independent suspension.

Easy-To-Use! To install, simply measure the distance between the frame rails, cut the cross tube to fit and bolt or weld the end caps to the cross pipe, for secure, precise fitting results. Made with Heavy-Duty .114" thick tubing.



Ford 429-460 fits 28"-38" wide Frame Rails.  
ALL OTHER Crossmembers fit 24" to 37" wide frame rails.

DESCRIPTION	CENTER POINT BETWEEN PERCHES	WITH PADS		
		RUBBER	POLY URETHANE	WITHOUT PADS
Chevy 265-350 SB & 396-454 BB 6" Drop <i>Use Trans-Dapt Mount Pad #9525 or 4238 (Pr).</i>	16-1/8"	4840	4850	4810
Chevy 396-454 BB (1" of additional pan clearance) <i>Uses Trans-Dapt Pad #9525 or 4238 (Pr).</i>	16-1/8"	4841	4851	4811
Ford 260-289-302-351W & Pre-'73 351C <i>Use Trans-Dapt Mount Pad #4982 (Pr).</i>	17-1/4"	4849		4819
Ford 351C '73-Up <i>Use Trans-Dapt Mount Pad #4981 (Pr).</i>	16-1/2"	4997		4977
Ford 429-460 (Not for Lincoln/Mercury) <i>Use Anchor #2367<sup>P</sup> &amp; #2368<sup>d</sup> Pad (or equiv.)</i>	17-1/2"			9313
Oldsmobile 330-455 <i>Use Trans-Dapt Mount Pads #9592 (Pr).</i>	14-1/2"	9587		9591

<sup>d</sup>Driver Side. <sup>P</sup>Passenger Side.

# ENGINE CROSSMEMBERS & MOUNTS

## PREMIUM BILLET ALUMINUM STREET ROD & CUSTOM BUILD ENGINE MOUNT KITS

Trans-Dapt's new Billet Aluminum Engine mounts are designed and precision CNC-machined at Trans-Dapt's Whittier, California manufacturing facility.

While these Engine mounts have been created for use in open frame cars and trucks, if you've got basic skills with a welder, they also serve well as a custom engine mount "starter kit" that allows you to locate your motor wherever you want it. They are particularly useful in pro-touring projects, when builders try to stuff the engine as low and back as possible, or for rare engine/chassis combinations that have no off-the-shelf mounts.

Each kit includes the CNC-machined engine plates, quality poly bushings and steel sleeves, 304 Stainless hardware, and a pair of 1/4" thick frame tabs.



4532

4533



- Securely Mount Your LS, SB Chevy or BB Chevy into virtually any chassis
- Include Engine Mounts, Polyurethane Bushings, Stainless Steel Hardware, and 6" Long Frame Bracket Tabs
- Allows You To Position Your Engine To Meet Your Project's Specific Requirements
- Lightweight, Yet Super Durable
- Made In The USA!

Replacement bushings: Trans-Dapt #9722

COMPLETE KIT

DESCRIPTION	POLY URETHANE
SB Chevy (Gen I / Gen II) & BB Chevy (Mark IV / Gen 5) Engine Mounts with Frame Bracket Tabs; Billet Aluminum, Polyurethane Bushings	4532
GM LS Series (Gen III / Gen IV) Engine Mounts with Frame Bracket Tabs; Billet Aluminum, Polyurethane Bushings	4533

## UNIVERSAL STREET ROD STYLE "BUSHING-TYPE" MOTOR MOUNTS

Universal fit "Bushing-type" street rod style motor mounts are available for a wide variety of cars and pickups with open frame rails.

To install, bolt mounts to engine, measure distance between the frame rail and the mount, then trim the frame mount to fit. Includes engine mount brackets, frame mount brackets, urethane bushings and hardware. Sold in pairs. "Weld-in" design.



5 3/4" Side view of frame mount.



DESCRIPTION	PART #
Buick Nailhead 401-425	4502
Chevy 283-350 SB, 396-454 BB 4.3L V6 '58-99	4500
Chevy/GM LS Series 4.8, 5.3, 6.0L	4501
Chevy/GM LS Series (*Iron Blocks Only); For use with Block Hugger Headers	4511
Chevy/GM LT1 (Gen 5)	4607
Dodge Hemi 5.7L (New Style)	4504
Ford 429-460 '58-68 (Not for Lincoln/Mercury)	4503
Ford 289-302-351W	4512
Ford 351M, 351C, 400	4513
Oldsmobile 330-455	4514
REPLACEMENT POLYURETHANE BUSHINGS for "Bushing-Style" Motor Mounts	9722

## UNIVERSAL "BISCUIT-STYLE" MOTOR MOUNTS

Universal fit "Biscuit-style" motor mounts are available for a wide variety of cars and pickups with open frame rails. To install, simply bolt mounts to engine, measure the distance between the frame rail and the mount, then adjust as needed. Kits include rubber mounts and hardware. Sold in pairs. For replacement mount pads use Trans-Dapt #9314.



4506

"WELD-IN" DESIGN: fits 24" to 30" frame widths.




"BOLT-IN" DESIGN: fits 27" to 33" frame widths.

DESCRIPTION	WELD-IN PART#	BOLT-IN PART #
Chevy 283-350 SB, 396-454 BB 4.3L V6 '58-99	4505	4508
Chevy/GM LS1/LS6 4.8, 5.3, 6.0L	4506	4509
Chevy/GM LT1 (Gen 5)	4605	4604
Dodge Hemi 5.7L (New Style)	4507	4510
REPLACEMENT RUBBER BUSHINGS for "Biscuit-Style" Motor Mounts	9314	9314

## Replacement Motor Mount Pads for Engine Swap Kits

### REPLACEMENT CHEVY MOUNT PADS



These mounts are designed for use with Trans-Dapt's SB Chevy engine swap mount kits. Will also work on most factory style SB Chevy applications. Polyurethane version of our #9525 Chevy mount pad.

DESCRIPTION	PART #
Replacement Chevy Mounts (Pair)	4238

### REPLACEMENT CHEVY MOUNT PADS



These mounts are designed for use with Trans-Dapt #'s 4810, 4811, 4175, 4195, 4543, 4544, 4546, 4561, 4563, 4564, 4566, 4572, 4581, 4592, 4840, 4841. Will also work for most SB Chevy applications.

DESCRIPTION	PART #
Replacement Chevy Mounts (Pair)	9525

### REPLACEMENT CLAMSHELL-STYLE CHEVY MOUNT PADS



#4209 clamshell style engine mounts are designed for use with Trans-Dapt #'s 4201, 4202, 4203, 4235, 4689, 4690. 4235 includes brackets for use with Trans-Dapt #4690.

DESCRIPTION	PART #
Replacement Chevy Mounts (Pair)	4209
Replacement Chevy Mounts with Adapter Plate (Pair)	4235

### REPLACEMENT 4.8L, 5.3L, 6.0L CHEVY LS MOUNT PADS



These mounts are for use with Trans-Dapt #'s 4600 and 4601 1968-72 Chevelle / LS engine swap mount kits. As a factory style mount, they can also meet a variety of other LS engine mounting requirements.

DESCRIPTION	PART #
Replacement Chevy LS Mounts (Pair)	4602

### REPLACEMENT 4.3L V6 CHEVY MOUNT PADS



These mounts are designed for use with Trans-Dapt #4671 & 4691. Also fit 84-95 4.3L S-10, S-15 Trucks & SUVs 2WD.

DESCRIPTION	PART #
Replacement 4.3L V6 Chevy Mounts (Pair)	4218

### REPLACEMENT 2.8L CHEVY MOUNT PADS



These mounts are designed for use with Trans-Dapt #'s 4406, 4426, 4516, 4536, 4606, 4626, 4676, 4696, 9926 & 9906. Also fit '82-97 2.8L S-10, S-15 Trucks and SUVs, 2WD and 4.3L V6 84-00 Astro/ Safari Vans.

DESCRIPTION	RUBBER	POLY URETHANE
Replacement 2.8/4.3L V6 Chevy Mounts (Pair)	4217	4121


### REPLACEMENT OLDSMOBILE MOUNT PADS



These mounts are designed for use with Trans-Dapt #'s 9591, 9587 and some V8 factory applications. Fits '57-85 Oldsmobile 330-455 passenger cars.

DESCRIPTION	PART #
Replacement Oldsmobile Mounts (Pair)	9592

### REPLACEMENT EARLY-MODEL SB FORD MOUNT PADS



These mounts are designed for use with Trans-Dapt #'s 4819 & 4849. Can also be used on most 260-351W, pre-1973 351C and '62-84 Ford passenger car applications.

DESCRIPTION	PART #
Replacement SB Ford Mounts (Pair)	4982

### REPLACEMENT LATE-MODEL SB FORD MOUNT PADS



These mounts are designed for use with Trans-Dapt #'s 4977 & 4997. Can also be used on most 351M, 400 and 1973 & Up 351C applications.

DESCRIPTION	PART #
Replacement SB Ford Mounts (Pair)	4981

# REPLACEMENT MOUNT PADS & BUSHINGS

## REPLACEMENT FORD MOUNT PADS



These mounts are designed for use with Trans-Dapt part #'s 4037 & 4017. Can also be used on '57-'64 Ford Pickup applications

DESCRIPTION	PART #
Replacement Ford Mounts (Pair)	4715

## REPLACEMENT FORD 4.6L MUSTANG MOUNT PADS



Includes 1 pair of factory style, Ford 4.6L Mustang engine mounts. In addition to being factory replacements, these pads are for use with Trans-Dapt #'s 4517 and 4518 LS into SN95 swap mount kits

DESCRIPTION	PART #
Replacement Ford 4.6L Mounts (Pair)	4208

## REPLACEMENT CHEVY SB V8 INTO VEGA MOUNT PADS

These replacement rubber pads are for use with Trans-Dapt's #4686 SB Chevy V8 / Chevy Vega / Pontiac Astre engine swap mount kit. Set of 4 pads.



DESCRIPTION	PART #
Replacement Chevy Vega/V8 Pads	4684

## REPLACEMENT BISCUIT STYLE MOUNT PADS



These mounts are designed for use with Trans-Dapt #'s 4100, 4101, 4102, 4145, 4196, 4505, 4506, 4507, 4508, 4509, 4510, 4560, 4562, 4685, 4712, 4771 & 9721. They also work with many vintage Hurst engine swap kits.

DESCRIPTION	PART #
Biscuit mount pad for wing style mounts (Pair)	9314

## REPLACEMENT FORD RANGER MOUNT PADS




These mounts are designed for use with Trans-Dapt part #'s 9716 & 9736. Same as '69-'86 F-100 302.

DESCRIPTION	PART #
Replacement Ford Ranger Mounts (Pair)	9717

## REPLACEMENT MOPAR 340-360 (LA SERIES) MOUNT PADS

These OE style rubber MOPAR engine pads are for use with Trans-Dapt's 340-360 engine swap mount kits, as well as, factory replacement pads for stock 340-360 equipped B, C and E-Body MOPAR applications



DESCRIPTION	PART #
For Use with Trans-Dapt #4700 Kit; 340-360 in '63-'65 MOPAR B-Body (Pair)	4283
For Use with Trans-Dapt #4701 Kit ; 340-360 in '66-'72 MOPAR B-Body; 66-'73 C-Body; 70-'74 E-Body (Pair)	4284

## REPLACEMENT MOPAR MOUNT PADS



DESCRIPTION	PAD STYLE	PART #
For Use with TD #4695 and 4575. Fits variety of MOPAR applications	1 Short 1 Interlocking	4219
For Use with TD #4565 and 4545. Fits variety of MOPAR applications	2 Interlocking	4220
Fits 67-'72 Dart, Duster, Valiant, Barracuda and other MOPARS	2 Short	4221

## REPLACEMENT POLYURETHANE BUSHINGS

Replacement polyurethane bushings for select Trans-Dapt engine mount kit. Packaged in sets of 4 bushings.



DESCRIPTION	PART #
Replacement Polyurethane bushings for Trans-Dapt kit #'s 4204 and 4205 (set of 4)	4719
Replacement Polyurethane bushings for Trans-Dapt kit #'s: 4210-4215, 4500-4504, 4511-4514, 4567 and 9720 (set of 4)	9722

## ALL-STEEL, SOLID CHEVY MOTOR MOUNT APPLICATION REFERENCE GUIDE

Solid Mounts can be found on the next page.

YEAR	ENGINE	MOUNT #
------	--------	---------

### FULL SIZE

1958-67	283, 327, 350, 400	4126
1958-65	348, 409	4231
1965-67	396, 454	4231
1968-72	396, 454	4230
1976-90	305, 350	4232

### CAMARO

1967-68	302, 350, 396 327	4231 4126
1969	302, 350 307	4230 4126
1970-72	350 396, 402	4126 4231
1974-81	307, 350	4232
1982-92	305, 350	4230

### CHEVELLE

1964-67	283, 327 396, 427	4126 4231
1968-69	307, 327, 350 396	4230 4231
1970-72	307, 350, 402, 454	4230
1973-78	307, 350, 402, 454	4232

### CHEVY II

1964-67	283, 327	4126
---------	----------	------

### NOVA

1968-69	327 350 396	4126 4230 4231
1970-72	350 (Not Spec High Perf) 350 (Spec High Perf) 396, 454	4126 4230 4231
1973-79	307, 350	4232

### CORVETTE

1963-82	327, 305, 350, 396, 427, 454	4231
---------	------------------------------	------

### MONTE CARLO

1970-75	350, 427, 454	4230
1973-87	307, 350	4232

## Solid Steel Motor Mounts

The solid steel motor mounts on this page do not use rubber pads. They eliminate the torque flex of the engine in the chassis that rubber pads allow, and transfer all that lost power to the drivetrain. The use of solid motor mounts will dramatically increase engine vibration felt in the passenger compartment. Therefore, it is recommended that these mounts be used on race cars only.

### SOLID ENGINE MOUNTS SB & BB CHEVY



All steel design engine mounts. See reference chart on page 96 for a reference guide to popular application usage. Sold in pairs.

DIMENSION A		DIMENSION B	
BOLT HOLE HEIGHT	TAB WIDTH	GM EQUIVALENT	PART #
1-11/16"	2-1/2"	3990914	4126
2-9/32"	2-3/8"	332648	4232
2-1/8"	2-3/8"	3962748	4230
1-3/4"	2-5/8"		4231

### SOLID FRAME BRACKETS CHEVY 2.8L



These solid frame brackets can be used to replace the factory rubber frame brackets found on S10 trucks. These brackets are included part of Trans-Dapt's all steel, Chevy SB & LS engine S10 swap mount kit #s 4528, 4529 and 4530 (bottom of this page).

DESCRIPTION	PART #
Chevy 2.8L Solid Frame Brackets	4229

### SOLID FRAME BRACKETS 74-81 CAMARO



Fits '74-81 Camaro/Firebird, '73-88 Chevelle, Malibu, Monte Carlo, El Camino, '73-79 Nova, '76-90 Impala and Caprice SB. Use with solid motor mount #4232. Sold in pairs.

DESCRIPTION	PART #
74-81 Camaro Solid Frame Brackets	4233

### SOLID FRAME BRACKETS 82-92 CAMARO



These Trans-Dapt Solid Steel Frame brackets fit '82-92 Camaro/Firebird SB, BB and 90° Chevy V6. Use with solid motor mount #4230. Sold in pairs.

DESCRIPTION	PART #
Solid Frame Brackets	9632

### SOLID ENGINE MOUNT KIT 74-81 CAMARO



Solid Steel Frame/Motor Mount Kits include both motor mounts and frame mounts. They fit '74-81 Camaro/Firebird, '73-88 Chevelle, Malibu, Monte Carlo, El Camino, '73-79 Nova, '76-90 Impala, Caprice SB. Sold as Pairs

DESCRIPTION	PART #
Solid Chevy Frame/Motor Mount Kit	4228

### SOLID ENGINE MOUNT KIT 82-92 CAMARO



Trans-Dapt Solid Steel Frame/Motor Mount Kits include both motor mounts and frame mounts, and fit '82-92 Camaro/Firebird SB, BB & 90° Chevy V6. Sold as Pairs

DESCRIPTION	PART #
Solid Chevy Frame/Motor Mount Kit	4227

### SOLID ENGINE MOUNT KITS S-10 ENGINE SWAP

Trans-Dapt Performance Products has been the leading supplier of S10 engine swap mounts and components for more than 20 years. These new All Steel Engine mount kits won't flex like rubber or polyurethane, transferring all of your transplanted engine's power to the wheels. These kits are available for SB Chevy and LS engine swaps. Kits include Engine mount, frame bracket and mounting hardware.



VEHICLE	ENGINE TO BE INSTALLED	DRIVETRAIN ON S10	PART #
1982-2004 Chevy/GMC S10, S15 Trucks	SB Chevy	2WD	4528
1982-2004 Chevy/GMC S10, S15 Trucks	SB Chevy	4WD	4529
1982-2004 Chevy/GMC S10, S15 Trucks	GM LS Series	2WD	4530

### 3/16" TALL ENGINE MOUNT SHIMS



3/16" Motor Mount Shims adjust engine height for oil pan, crossmember or header clearance, and to adjust drivetrain angle. SB Chevy & GM LS Engine shims available. Sold in pairs.

DESCRIPTION	PART #
SB Chevy Mount Shims	4125
GM LS Engine Mount Shims	4207

# CHROME ENGINE DRESS-UP KITS

## SB CHEVY 283-400 '58-86 CHROME "CLASSIC STYLE" KIT



DESCRIPTION	SHORT KIT	TALL KIT
CLASSIC Style Engine Dress-Up Kit	3041	3040
TIMING COVER Engine Dress-Up Kit	3043	3042

### CLASSIC KIT CONTENTS

DESCRIPTION	QTY	DESCRIPTION	QTY
Breather; Push-In	1 each	Valve Cover Spreader Bars	8 each
Dipstick & Tube	1 set	Valve Cover Wing Nuts	8 each
Grommets; Breather & PCV	1 set	Valve Covers; Baffled	1 pair

### TIMING COVER KIT CONTENTS

DESCRIPTION	QTY	DESCRIPTION	QTY
Breather; Push-In	1 each	Timing Chain Cover	1 each
Dipstick and Tube	1 set	Timing Tab	1 each
Grommets; Breather & PCV	1 set	Valve Covers; Baffled	1 pair

## BB CHEVY 396-454 '65-95 CHROME KIT



DESCRIPTION	KIT #
BB Chevy 396-454; Tall Valve Covers	3144

### KIT CONTENTS

DESCRIPTION	QTY	DESCRIPTION	QTY
Breather Grommets	2 each	Valve Cover Mini Tabs	14 each
Breathers; Push-In	2 each	Valve Cover Wing Nuts	14 each
Valve Cover Gaskets	1 pair	Valve Covers; Baffled	1 pair

## SB CHRYSLER '67-93 (LA ENGINE) CHROME KIT



DESCRIPTION	KIT #
Chrysler 318, 340, 360; Short Valve Covers	3050

### KIT CONTENTS

DESCRIPTION	QTY	DESCRIPTION	QTY
Breather Grommets	2 each	Valve Cover Mini Tabs	10 each
Breathers; Push-In	2 each	Valve Cover Wing Nuts	10 each
Valve Cover Gaskets	2 each	Valve Covers; Baffled	1 pair

## SB CHEVY 305-350 '78-86 CHROME "O.E.M. STYLE" KIT



DESCRIPTION	KIT #
O.E.M. Style Engine Dress-Up Kit	3101

### KIT CONTENTS

DESCRIPTION	QTY	DESCRIPTION	QTY
Grommets; PCV	2 each	Valve Cover Spreader Bars	8 each
Oil Cap; Twist-In	1 each	Valve Cover Wing Nuts	8 each
Oil Dipstick and Tube	1 set	Valve Covers; Reproduction	1 pair

## SB FORD 260-351W '62-85 CHROME KIT



DESCRIPTION	KIT #
Ford 260, 289, 302, 351 Windsor; Short Valve Covers	3048

### KIT CONTENTS

DESCRIPTION	QTY	DESCRIPTION	QTY
Breather Grommets	2 each	Valve Cover Mini Tabs	12 each
Breather; Push-In	2 each	Valve Cover Wing Nuts	12 each
Valve Cover Gaskets	2 each	Valve Covers; Baffled	1 pair

## OLDS 330-455 '64-88 & PONTIAC 403 CHROME KIT



DESCRIPTION	CENTER PCV KIT	OFFSET PCV KIT
Olds 330-455 & Pontiac 403/6.6L Kit	3381	3391

### KIT CONTENTS

DESCRIPTION	QTY	DESCRIPTION	QTY
Grommets, Breather & PCV	1 set	Valve Cover Spreader Bars	20 each
Oil Dipstick and Tube	1 set	Valve Covers; OEM Style	1 pair
Valve Cover Bolts	20 each	Water Neck with Bolts	1 set

## SB CHEVY 305-350 '88-95 CHROME "PICK-UP TRUCK" KIT



DESCRIPTION	'88-92 TRUCKS	'93-95 TRUCKS
GM Trucks with 5.0L / 5.7L TBI V8	3102*	3103*

### KIT CONTENTS

DESCRIPTION	QTY	DESCRIPTION	QTY
Air Cleaner Top	1 each	Master Cylinder Top Cover	1 each
Screw-in Oil Cap	1 each	Power Steering Cap Cover	1 each
Valve Cover Bolts	8 each	Valve Cover Caps	1 pair

## FORD BOSS 302, 351C 351/400M '70-82 CHROME KIT



DESCRIPTION	KIT #
Boss 302, 351M, 351C, 400M; Short Valve Covers	3049

### KIT CONTENTS

DESCRIPTION	QTY	DESCRIPTION	QTY
Breather Grommets	2 each	Valve Cover Wing Nuts	16 each
Breather; Push-In	2 each	Valve Covers; Baffled	1 pair
Valve Cover Gaskets	2 each		

## PONTIAC 326-455 '59-79 CHROME KIT



DESCRIPTION	KIT #
Pontiac 326-455 (not 403) Kit with Tall Valve Covers	3100*

### KIT CONTENTS

DESCRIPTION	QTY	DESCRIPTION	QTY
Breather; Push-In	1 each	Valve Cover Wing Nuts	8 each
Grommets; Breather & PCV	1 set	Valve Covers; Baffled	1 pair
Valve Cover Spreader Bars	8 each	Water Neck with Bolts	1 set

# PERFECTMATCH™ factory-Matching color Engine Kits

SB CHEVY 283-400 '58-86  
PERFECTMATCH™ ENGINE KITS

We've taken our best selling factory-color engine dress-up products and bundled them together to create these highly anticipated engine kits. The durable finish makes these parts tough enough to withstand the harsh environment under your hood. Perfect for virtually any classic SB Chevy, BB Chevy or SB Ford engine makeover. Trans-Dapt's Chevy Orange and Ford Blue finish is the best matching color on the market. These kits make an ideal gift for your favorite gearhead.

DESCRIPTION	BLACK FINISH	CHEVY ORANGE FINISH
SB Chevy 283-400; Short Valve Covers NO PCV	3055*	3052*
SB Chevy 283-400; Short Valve Covers WITH PCV	3053*	3051*



NO PCV KIT CONTENTS			
DESCRIPTION	QTY	DESCRIPTION	QTY
Breather Grommets	2 each	Timing Cover	1 each
Breather; Push-In	2 each	Timing Tab	1 each
Flat Washers	10 each	Valve Cover Bolts	8 each
Oil Cap	1 each	Valve Cover Gaskets	1 pr
Oil Dipstick	1 each	Valve Cover Spreader Bars	8 each
Timing Chain Cover Bolts	10 each	Valve Covers; Baffled	1 pr
Timing Chain Cover Gasket	1 set	Water Neck & Bolts	1 each

WITH PCV KIT CONTENTS			
DESCRIPTION	QTY	DESCRIPTION	QTY
Breather Grommets	2 each	Timing Cover	1 each
Breather PCV	1 each	Timing Tab	1 each
Flat Washers	10 each	Valve Cover Bolts	8 each
Oil Cap	1 each	Valve Cover Gaskets	1 pr
Oil Dipstick	1 each	Valve Cover Spreader Bars	8 each
Timing Chain Cover Bolts	10 each	Valve Covers; Baffled	1 pr
Timing Chain Cover Gasket	1 set	Water Neck & Bolts	1 each

BB CHEVY 396-454 '65-95  
PERFECTMATCH™ ENGINE KITS

DESCRIPTION	BLACK FINISH	CHEVY ORANGE FINISH
BB Chevy 396-454; Short Valve Covers NO PCV	3060*	3058*
BB Chevy 396-454; Short Valve Covers WITH PCV	3059*	3056*



NO PCV KIT CONTENTS			
DESCRIPTION	QTY	DESCRIPTION	QTY
Breather Grommets	2 each	Timing Cover	1 each
Breather w/Tube; Push-In	1 each	Timing Tab	1 each
Breather; Push-In	1 each	Valve Cover Bolts	14 each
Flat Washers	24 each	Valve Cover Gaskets	1 pr
Oil Cap	1 each	Valve Covers; Baffled	1 pr
Oil Dipstick	1 each	Water Neck	1 each
Timing Chain Cover Bolts	10 each	Water Neck Bolts	2 each
Timing Chain Cover Gasket	1 set		

WITH PCV KIT CONTENTS			
DESCRIPTION	QTY	DESCRIPTION	QTY
Breather Grommets	2 each	Timing Cover	1 each
Breather push-in w/ tube	1 each	Timing Tab	1 each
Breather; PCV	1 each	Valve Cover Bolts	14 each
Flat Washers	24 each	Valve Cover Gaskets	1 pr
Oil Cap	1 each	Valve Covers; Baffled	1 pr
Oil Dipstick	1 each	Water Neck	1 each
Timing Chain Cover Bolts	10 each	Water Neck Bolts	2 each
Timing Chain Cover Gasket	1 set		

SB FORD 260-351W '62-85  
PERFECTMATCH™ ENGINE KITS

DESCRIPTION	BLACK FINISH	FORD BLUE FINISH
SB Ford 260-351W; Short Valve Covers	3062*	3061*



KIT CONTENTS			
DESCRIPTION	QTY	DESCRIPTION	QTY
Breather Grommets	2 each	Valve Cover Gaskets	1 pr
Breather with Tube; Push-In	1 each	Valve Cover Spreader Bars	2 sets
Breather; Push-In	1 each	Valve Covers; Baffled	1 pr
Oil Dipstick	1 each	Water Neck & Bolts	1 each
Valve Cover Bolts	12 each		




## ENGINE VALVE COVERS

- Valve Covers For Muscle Cars, Race Cars, Trucks and Show Vehicles
- Many Styles Available in Multiple Finishes
- Choose Between Fabricated Aluminum, Cast Aluminum, Chrome, or 1 of 3 Durable, Factory-color Matching Finishes
- Aluminum Models Available with Plain, Ball-Milled or with Retro-Style Fin Top Designs



When someone looks at your engine compartment, your engine's valve covers jump out as one of the first items they see. Make a good first impression by installing a set of Trans-Dapt or Hamburger's Performance Valve Covers. Over the past 4 decades our line of valve covers has grown to become one of the premier collections of engine valve covers in the industry. From classic chrome steel models to fabricated aluminum models with removable filler tubes for circle track racing, the next several pages contain a huge variety of application, material and finish options to suit virtually any classic american muscle, hot rod or race car project.

### ALUMINUM VALVE COVER STYLES & FINISHES



### STAMPED STEEL VALVE COVER STYLES & FINISHES





VALVE COVER TYPE	STYLE REFERENCE PHOTO (SEE PAGE 110)	VALVE COVER DETAILS/NOTES	HOLES PER COVER	BAFFLED	HEIGHT (TALL/SHORT)	HEIGHT	STAMPED STEEL				CAST ALUMINUM	FABRICATED ALUMINUM			REFERENCE PHOTO (SEE PAGES 116-117)
							CHROME I	SATIN BLACK J	CHEVY ORANGE K	FORD BLUE L		A	B	C	

AMC 199-232-258 L6 '64-90

Standard	I,J	Plain, Classic style	3	Yes	Short		9339	8619	-	-	-	-	-	-	9339
----------	-----	----------------------	---	-----	-------	--	------	------	---	---	---	---	---	---	------

AMC 304-401 V8 '76-97

Standard	E	Finned	None	No		3-1/4"	-	-	-	-	-	1130	-	-	-
Standard	I,J	Plain	None	No	Short		9174	8620	-	-	-	-	-	-	9174

BUICK V6 231 '77-87 [NO A/C]

Standard	I,J	Plain,	1/1	No	Short		4964	8609	-	-	-	-	-	-	4964
----------	-----	--------	-----	----	-------	--	------	------	---	---	---	---	---	---	------

BUICK V8 350 '68-81

Standard	I	Plain,	1/1	No	Short		6379	7438	-	-	-	-	-	-	-
----------	---	--------	-----	----	-------	--	------	------	---	---	---	---	---	---	---

CADILLAC V8 360, 425, 472-500

Standard	I,J	Plain,	1/1	No	Short		9521	8610	-	-	-	-	-	-	-
----------	-----	--------	-----	----	-------	--	------	------	---	---	---	---	---	---	---

CHEVY L6 194-250 [Not 292]

Sideplate	I,J	Plain	-	-	-		9342	8698	-	-	-	-	-	-	-
-----------	-----	-------	---	---	---	--	------	------	---	---	---	---	---	---	---

CHEVY L6 194-292

Standard	I,J	Plain; Not for heads with integral intake manifold. Use GM grommet #9776721	2	Yes	Short		9233	8697	-	-	-	-	-	-	-
----------	-----	---	---	-----	-------	--	------	------	---	---	---	---	---	---	---

CHEVY L6 235 '50-62

Sideplate	O	Plain; 235 engine Only	-	-	-		6893	8706	-	-	-	-	-	-	6893
Standard	I,J	Plain	1	No	Short		6892	8699	-	-	-	-	-	-	6892

CHEVY V6 2.8L '80-89 [Trucks Only]

Standard	I,J	Plain; No carb linkage brackets	1/1	No	Short		9390	8694	-	-	-	-	-	-	-
----------	-----	---------------------------------	-----	----	-------	--	------	------	---	---	---	---	---	---	---

CHEVY V6 3.8L 90° '80-84

Standard	I,J	Plain	1/1	No	Short		9039	8695	-	-	-	-	-	-	9039
----------	-----	-------	-----	----	-------	--	------	------	---	---	---	---	---	---	------

CHEVY V6 4.3L '85-95 \*Not For Vortec [Trucks Only]

Valve Cover Caps	I,J	Plain; Fit over stock valve covers	1/1	No	Short		9458	8696	-	-	-	-	-	-	-
------------------	-----	------------------------------------	-----	----	-------	--	------	------	---	---	---	---	---	---	---

CHEVY V8 283-400 '58-86

Aluminum Valve Covers

Circle Track	N	Plain; Non-Removable Tubes	2/0	Yes	Tall	3-11/16"	-	-	-	-	1073	-	-	-	1073
Circle Track	D	Plain - Removable Tubes	2/0	Yes	Tall	3-1/2"	-	-	-	-	-	1065	1074	1133	1065
Standard	A,B,C	Plain	1/1	Yes	Tall	3-1/2"	-	-	-	-	-	1092	1084	1025	1084
Standard	A,B,C	Plain	None	No	Tall	3-3/4"	-	-	-	-	-	1085	1097	1110	1085
Standard	E	Finned	1/1	Yes	Tall	3-3/4"	-	-	-	-	-	-	1111	-	-
Beveled Top	G,H	FLAME Ball-Milled; Polished	1/1	Yes	Tall		-	-	-	-	6093	-	-	-	6093
Beveled Top	G,H	PINSTRIPES Ball-Milled; Polished	1/1	Yes	Tall		-	-	-	-	6091	-	-	-	6091
Beveled Top	H	Plain	1/1	Yes	Tall		-	-	-	-	6092	-	-	-	6092
Traditional	G	FLAME Ball-Milled; Polished	1/1	Yes	Tall		-	-	-	-	6074	-	-	-	6074
Traditional	G	FLAME Ball-Milled; Polished	1/1	Yes	Short		-	-	-	-	6075	-	-	-	6075
Traditional	G	PINSTRIPES Ball-Milled; Polished	1/1	Yes	Tall		-	-	-	-	6720	-	-	-	6720
Traditional	G	PINSTRIPES Ball-Milled; Polished	1/1	Yes	Short		-	-	-	-	6721	-	-	-	6720
Traditional	G	Plain; Polished	1/1	Yes	Tall		-	-	-	-	6722	-	-	-	-
Traditional	G	Plain; Polished	1/1	Yes	Short		-	-	-	-	6723	-	-	-	-
Traditional	G	Plain; Polished	None	No	Tall		-	-	-	-	6032	-	-	-	-
Traditional	G	Plain; Polished	None	No	Short		-	-	-	-	6031	-	-	-	-
Retro Finned	F	Finned; Polished	1/1	Yes	Tall	3-3/4"	-	-	-	-	6602	-	-	-	6603
Retro Finned	F	Finned; Polished	1/1	Yes	Short		-	-	-	-	6603	-	-	-	6603

# ENGINE VALVE COVERS

VALVE COVER TYPE	STYLE REFERENCE PHOTO (SEE PAGE 113)	VALVE COVER DETAILS/NOTES	HOLES PER COVER	BAFFLED	HEIGHT (TALL/SHORT)	HEIGHT	STAMPED STEEL				FABRICATED ALUMINUM			REFERENCE PHOTO (SEE PAGES 116-117)	
							CHROME	SATIN BLACK	CHEVY ORANGE	FORD BLUE	CAST ALUMINUM	BRUSHED FABRICATED ALUMINUM	POLISHED FABRICATED ALUMINUM		POLISHED & CHROME FABRICATED ALUMINUM
							I	J	K	L		A	B	C	

## CHEVY V8 283-400 '58-86 (Continued)

### Steel Valve Covers

CID Logo	M	327 Embossed	1/1	Yes	Tall	3-3/4"	9853	8679	9947	-	-	-	-	-	-
CID Logo	M	327 Embossed	1/1	Yes	Short	2-3/4"	9854	8680	9956	-	-	-	-	-	-
CID Logo	M	350 Embossed	1/1	Yes	Tall	3-3/4"	9841	8677	9849	-	-	-	-	-	-
CID Logo	M	350 Embossed	1/1	Yes	Short	2-3/4"	9842	8678	9852	-	-	-	-	-	9842
CID Logo	M	383 Embossed	1/1	Yes	Tall	3-3/4"	9858	9861	9859	-	-	-	-	-	-
CID Logo	M	383 Embossed	1/1	Yes	Short	2-3/4"	9857	9862	9860	-	-	-	-	-	-
Circle Track	N	Plain	2/0	Yes	Tall	3-5/8"	-	5531	-	-	-	-	-	-	5531
Circle Track	N	Plain	2/0	Yes	Tall	3-5/8"	RAW Steel #5532			-	-	-	-	-	5531
Circle Track	N	Plain	2/0	Yes	Tall	3-5/8"	Yellow Zinc #5533			-	-	-	-	-	5533
Reproduction	I,J,K	Plain	2/1	Yes	Short	2-3/4"	9518	8625	9916	-	-	-	-	-	9518
Standard	I,J,K	Plain	1/1	No	Tall	3-3/4"	4962	8684	9963	-	-	-	-	-	-
Standard	I,J,K	Plain	1/1	No	Short	2-3/4"	4963	8685	9970	-	-	-	-	-	-
Standard	I,J,K	Plain	1/1	Yes	Tall	3-3/4"	9215	8686	9971	-	-	-	-	-	9215
Standard	I,J,K	Plain	1/1	Yes	Short	2-3/4"	9216	8688	9979	-	-	-	-	-	9216

## CHEVY V8 305-350 / 5.0L-5.7L '87-99 [Not LT1]

### Aluminum Valve Covers

Standard	E	Finned	1/1	Yes		3-3/4"	-	-	-	-	-	-	1114	-	-
Standard	A,B,C	Plain	None	No		3-3/4"	-	-	-	-	-	1081	1064	-	1081
Circle Track	D	Plain- Non-Removable Tubes	2/0	Yes		3-11/16"	-	-	-	-	-	-	1069	-	1069
Retro Fined	F	Finned	1/1	Yes	Short		-	-	-	-	6607	-	-	-	-
Retro Fined	F	Finned	1/1	Yes	Tall	3-3/4"	-	-	-	-	6606	-	-	-	-
Traditional	G	FLAME Ball-Milled; Polished	1/1	Yes	Short		-	-	-	-	6735	-	-	-	-
Traditional	G	FLAME Ball-Milled; Polished	1/1	Yes	Tall		-	-	-	-	6987	-	-	-	-
Traditional	G	PINSTRIPES Ball-Milled; Polished	1/1	Yes	Short		-	-	-	-	6991	-	-	-	6985
Traditional	G	PINSTRIPES Ball-Milled; Polished	1/1	Yes	Tall		-	-	-	-	6985	-	-	-	6985
Traditional	G	PINSTRIPES Ball-Milled; Polished	2/1	Yes	Short		-	-	-	-	6724	-	-	-	6985
Traditional	G	PINSTRIPES Ball-Milled; Polished	2/1	Yes	Tall		-	-	-	-	6988	-	-	-	6985
Traditional	G	Polished, No Milling	1/1	Yes	Short		-	-	-	-	6992	-	-	-	6992
Traditional	G	Polished, No Milling	1/1	Yes	Tall		-	-	-	-	6986	-	-	-	6992
Traditional	G	Polished, No Milling	2/1	Yes	Tall		-	-	-	-	6989	-	-	-	6992
Traditional	G	Polished, No Milling	None	No	Tall		-	-	-	-	6046*	-	-	-	-
Traditional	G	Polished, No Milling	None	No	Short		-	-	-	-	6036*	-	-	-	-

### Steel Valve Covers

Standard	I,K	Plain; Trucks Only	2/1	Yes	Short		9702	7443	9919	-	-	-	-	-	9919
Valve Cover CAPS	I,J,K	Plain; Trucks Only	2/1	No	Short		9460	8689	9983	-	-	-	-	-	-

## CHEVY LS 4.8L, 5.3L, 6.0L V8

Standard	A,B,C	Plain- With Coil Bracket Mounts	1/0	No	Tall	2-1/2"	-	-	-	-	-	1061	1062	1126	1061
Standard	A,B,C	Plain-No Coil Bracket Mounts	1/0	No	Tall	2-1/2"	-	-	-	-	-	1123	1125	1124	-
Standard	G	Plain-Polished, No Milling	1/0	No	Short		-	-	-	-	6369	-	-	-	-
Standard	G	Plain-Polished Chrome, No Milling	1/0	No	Short		-	-	-	-	6370	-	-	-	-

## CHEVY BB 396-502 V8 '65-95

### Aluminum Valve Covers

Standard	A,B,C	Plain	1/1	Yes		3-1/2"	-	-	-	-	-	1019	1023	1021	-
Standard	A,B	Plain	None	No		3-1/2"	-	-	-	-	-	1086	1053	-	1086
Retro Fined	F	Fins on TOP of cover only	1/1	Yes	Tall	4"	-	-	-	-	6615	-	-	-	-

\* Not legal for sale or use on pollution controlled motor vehicles.

VALVE COVER TYPE	STYLE REFERENCE PHOTO (SEE PAGE 113)	VALVE COVER DETAILS/NOTES	HOLES PER COVER	BAFFLED	HEIGHT (TALL/SHORT)	HEIGHT	STAMPED STEEL				FABRICATED ALUMINUM			REFERENCE PHOTO (SEE PAGES 116-117)
							CHROME	SATIN BLACK	CHEVY ORANGE	FORD BLUE	CAST ALUMINUM	BRUSHED FABRICATED ALUMINUM	POLISHED FABRICATED ALUMINUM	
			MATERIAL/FINISH	REFERENCE PHOTO (SEE PAGE 113)			I	J	K	L	A	B	C	
Retro Finned	F	Fins on TOP of cover only	None	No	Tall	4"	-	-	-	-	6616	-	-	-

CHEVY BB 396-502 V8 '65-95 (Continued)

Aluminum Valve Covers (Continued)

Retro Finned	F	Fins go down end of cover	1/1	Yes	Tall	4"	-	-	-	-	6609	-	-	6608
Retro Finned	F	Fins go down end of cover	None	No	Tall	4"	-	-	-	-	6608	-	-	6608

Steel Valve Covers

CID Logo	M	396 Embossed	1/1	Yes	Tall	3-3/4"	9855	8675	9833	-	-	-	-	-
CID Logo	M	454 Embossed	1/1	Yes	Tall	3-3/4"	9843	8681	9957	-	-	-	-	-
CID Logo	M	454 Embossed	1/1	Yes	Short	2-3/4"	9844	8682	9959	-	-	-	-	-
CID Logo	M	502 Embossed	1/1	Yes	Short	2-3/4"	9848	8683	9962	-	-	-	-	-
Standard	I,J,K	Plain	1/1	Yes	Tall	3-3/4"	9235	8692	9997	-	-	-	-	9235
Standard	I,J,K	Plain	1/1	Yes	Short	2-3/4"	9236	8693	9998	-	-	-	-	9235
Standard	I,J,K	Plain	1/1	No	Short	2-3/4"	4966	8691	9993	-	-	-	-	-

CHEVY V8 396-502 '65-72 [Corvettes and Power Brake Models]

Reproduction	I,J,K	Plain- No Vettes or Power Brakes (No Dripper Rails)	2/1	Yes	Short	2-3/4"	9503	8626	9917	-	-	-	-	-
Reproduction	I,J,K	Plain- For Vettes & Power Brakes (No Dripper Rails)	2/1	Yes	Short	2-3/4"	9504	8627	9918	-	-	-	-	9918
Standard	I,J,K	Plain	None	No	Tall	3-3/4"	4965	8690	9991	-	-	-	-	-

ALUMINUM VALVE COVER STYLES & FINISHES

Match the reference letter in the application charts on these pages to the letter in this photo reference guide to quickly identify the valve cover style and/or finish for that valve cover.



STAMPED STEEL VALVE COVER STYLES & FINISHES

Match the reference letter in the application charts on these pages to the letter in this photo reference guide to quickly identify the valve cover style and/or finish for that valve cover.



# ENGINE VALVE COVERS

VALVE COVER TYPE	STYLE REFERENCE PHOTO (SEE PAGE 115)	VALVE COVER DETAILS/NOTES	HOLES PER COVER	BAFFLED	HEIGHT (TALL/SHORT)	HEIGHT	STAMPED STEEL				FABRICATED ALUMINUM			REFERENCE PHOTO (SEE PAGES 116-117)	
							CHROME	SATIN BLACK	CHEVY ORANGE	FORD BLUE	CAST ALUMINUM	BRUSHED FABRICATED ALUMINUM	POLISHED FABRICATED ALUMINUM		POLISHED & CHROME FABRICATED ALUMINUM
							I	J	K	L		A	B	C	

## FORD 144-170-200-250 L6 '60-80

Standard	<b>I,J</b>	Plain	2	Yes	Stock		9338	8621	-	-	-	-	-	-	9338
----------	------------	-------	---	-----	-------	--	------	------	---	---	---	---	---	---	------

## FORD 240-300 L6 '65-87

Standard	<b>I,J</b>	Plain	2	Yes	Stock		9357	8622	-	-	-	-	-	-	-
----------	------------	-------	---	-----	-------	--	------	------	---	---	---	---	---	---	---

## FORD 3.8L V6 '82-86

Standard	<b>I,J</b>	Plain	1/1	Yes	Stock		9432	8630	-	-	-	-	-	-	-
----------	------------	-------	-----	-----	-------	--	------	------	---	---	---	---	---	---	---

## FORD SB 239-312 [Y-Block] V8 '54-64

Standard	<b>I,L</b>	Plain	2/2	No	Stock		8986	7440	-	8734	-	-	-	-	8986
----------	------------	-------	-----	----	-------	--	------	------	---	------	---	---	---	---	------

## FORD SB 289-351W, 5.0L V8 '62-85

### Aluminum Valve Covers

Standard	<b>E</b>	Finned	1/1	Yes		3-3/4"	-	-	-	-	-	-	1119	-	1119
Standard	<b>G</b>	No Ball-milling; Polished	2/1	Yes	Tall	3-3/4"	-	-	-	-	6728	-	-	-	-
Standard	<b>G</b>	No Ball-milling; Chromed	2/1	Yes	Tall	3-3/4"	-	-	-	-	6729	-	-	-	-
Standard	<b>A,B,C</b>	Plain	1/1	Yes		3-3/4"	-	-	-	-	6118	1040	1041	1118	1063
Standard	<b>A,B,C</b>	Plain	None	No		3-3/4"	-	-	-	-	6726	1087	1063	-	1063
Retro Finned	<b>F</b>	Finned	None	No	Tall		-	-	-	-	6115	-	-	-	-
Retro Finned	<b>F</b>	Finned (Top only)	1/1	Yes	Tall		-	-	-	-	6117	-	-	-	-
Traditional	<b>G</b>	PINSTRIPED Ball-Milled; Chromed	1/1	Yes	Tall		-	-	-	-	6108	-	-	-	-
Traditional	<b>G</b>	PINSTRIPED Ball-Milled; Polished	1/1	Yes	Tall		-	-	-	-	6109	-	-	-	-

### Steel Valve Covers

Standard	<b>I,J,L</b>	Plain	1/1	Yes	Stock		9237	8730	-	8344	-	-	-	-	9237
Mustang Style	<b>I</b>	Plain	1/1	Yes	Stock		6378	-	-	-	-	-	-	-	6378

## FORD SB 5.0L V8 '86-95

Standard	<b>I,L</b>	Plain; Lower profile than 9237	1/0	No	Stock		8867	7439	-	8733	-	-	-	-	8867
----------	------------	--------------------------------	-----	----	-------	--	------	------	---	------	---	---	---	---	------

## FORD SB 351C, 351M, 400M, BOSS 302 V8

Standard	<b>I,J,L</b>	Plain	1/1	Yes	Stock		9295	8731	-	8345	-	-	-	-	9295
----------	--------------	-------	-----	-----	-------	--	------	------	---	------	---	---	---	---	------

## FORD BB 352-428 V8 '58-76

Standard	<b>E</b>	Finned	1/1	Yes			-	-	-	-	-	-	1121	-	-
Standard	<b>I,L</b>	Plain	1/1	Yes	Stock		9296	7441	-	8346	-	-	-	-	9296

## FORD BB 429-460 V8 '68-88

Standard	<b>A,B,C</b>	Plain	None	No		3-3/4"	-	-	-	-	-	1046	1054	1049	-
Standard	<b>I,J,L</b>	Plain	1/1	Yes	Stock		9297	8732	-	8347	-	-	-	-	9297

## MOPAR HEMI 426 V8 '66-71

Standard	<b>B,C</b>	Plain	None	No		4-3/4"	-	-	-	-	-	-	1102	-	1101
----------	------------	-------	------	----	--	--------	---	---	---	---	---	---	------	---	------

## MOPAR SB 318-360 V8 '67-89

Standard	<b>A,B,C</b>	Plain	1/1	Yes		3-1/4"	-	-	-	-	-	1095	1051	1134	1051
Standard	<b>I,J</b>	Plain	1/1	Yes	Short		9298	8614	-	-	-	-	-	-	9298

## MOPAR BB 383-440 V8 '58-88

Standard	<b>E</b>	Finned	1/1	Yes	Tall	3-3/4"	-	-	-	-	-	-	1116	-	-
Standard	<b>A,B,C</b>	Plain	1/1	Yes	Tall	3-3/4"	-	-	-	-	-	1096	1052	1115	1052
Standard	<b>A,B,C</b>	Plain	None	No	Tall	3-3/4"	-	-	-	-	-	1136	1138	1137	-
Standard	<b>I,J</b>	Plain	1/1	Yes	Short		9299	8618	-	-	-	-	-	-	9299

\* Not legal for sale or use on pollution controlled motor vehicles.

VALVE COVER TYPE	STYLE REFERENCE PHOTO (SEE PAGE 115)	VALVE COVER DETAILS/NOTES	HOLES PER COVER	BAFFLED	HEIGHT (TALL/SHORT)	HEIGHT	STAMPED STEEL				FABRICATED ALUMINUM			REFERENCE PHOTO (SEE PAGES 116-117)	
							CHROME	SATIN BLACK	CHEVY ORANGE	FORD BLUE	CAST ALUMINUM	BRUSHED FABRICATED ALUMINUM	POLISHED FABRICATED ALUMINUM		POLISHED & CHROME FABRICATED ALUMINUM
							I	J	K	L		A	B	C	

**OLDSMOBILE V8 330-455 '64-88**

Standard	I,J	Plain (O.E. Center Hole)	1/1	Yes	Short		9381	8611	-	-	-	-	-	-	9381
Standard	I,J	Plain (Offset Hole); Stock cam, rocker arms and engines with factory baffled valve covers only.	1/1	Yes	Short		9391	8612	-	-	-	-	-	-	9391

**OLDSMOBILE V8 403 / 6.6L**

Standard	I,J	Plain (O.E. Center hole)	1/1	Yes	Short		9381	8611	-	-	-	-	-	-	9381
----------	-----	--------------------------	-----	-----	-------	--	------	------	---	---	---	---	---	---	------

**PONTIAC V8 326-455 '59-79**

*Aluminum Valve Covers*

Standard	A,B,C	Plain	None	No		3-1/8"	-	-	-	-	-	1026	1033	1031	-
Standard	E	Finned	1/1	Yes		3-1/8"	-	-	-	-	-	-	1129	-	-
Retro Fined	F	Finned	1/1	Yes	Short		-	-	-	-	6613	-	-	-	-
Retro Fined	F	Finned	None	No	Short		-	-	-	-	6614	-	-	-	-

*Steel Valve Covers*

Standard	I	Plain	1/1	No	Short		9461	7442	-	-	-	-	-	-	9461
Standard	I,J	Plain	1/1	Yes	Tall		9300	8613	-	-	-	-	-	-	-

**ALUMINUM VALVE COVER STYLES & FINISHES**

Match the reference letter in the application charts on these pages to the letter in this photo reference guide to quickly identify the valve cover style and/or finish for that valve cover.



**STAMPED STEEL VALVE COVER STYLES & FINISHES**

Match the reference letter in the application charts on these pages to the letter in this photo reference guide to quickly identify the valve cover style and/or finish for that valve cover.



# VALVE COVER PHOTO GALLERY

1051



1052



1053



1061



1063



1064



1065



1069



1073



1081



1084



1085



1086



1102



1119



1133



4964 \*



5531 \*



5533



6074



6075



6091



6092



6093



6378



6603



6608



6720



\* Not legal for sale or use on pollution controlled motor vehicles.



## VALVE COVER BREATHERS

Trans-Dapt offers a great selection of chrome & factory-matching steel and aluminum valve cover breathers that complement our wide choice of chrome and aluminum valve covers.

Many of our most popular breathers and caps are available in four finishes— Chrome, Satin Black, Chevy Orange or Ford Blue.



### TWIST-IN BREATHERS



These breather/oil filler caps feature internal filters and baffles. Available in two different diameters. #9617 is a twist-in version of our popular #4870 push-in breather.

DESCRIPTION	CHROME	BLACK FINISH	ORANGE FINISH	FORD BLUE FINISH
2-3/8" Dia.	4803*	8643*	9950*	8319*
2-3/8" Dia. w/Tube	4806*	-	-	-
2-3/4" Dia.	9617*	-	-	-

### PUSH-IN OIL TUBE STYLE BREATHER CHROME



Chrome-plated breather/oil filler cap fits in engine oil filler tube (Chevy & others). Can also be used with Trans-Dapt #4955 oil filler tube.

DESCRIPTION	PART #
2-3/8" Dia. Breather	4802*

### PUSH-IN BREATHERS



Chrome-plated push-in breather for steel valve covers with 1.25" diameter holes. Requires grommet #4878. 2.75" outside diameter. The internal baffle and filter element prevents oil seepage. Replaces GM #6421868 on 65-67 BB's.

Requires Grommet #4878

DESCRIPTION	CHROME	BLACK FINISH	ORANGE FINISH	FORD BLUE FINISH
Breather Only	4870*	8644*	9951*	8320*
Breather with Grommet	4871*	-	-	-

### PUSH-IN BREATHERS WITH VACUUM TUBE PORT



Same as #4870, but this model is open in the center only. 1/2" dia. side tube allows for race car vacuum balance system hookup. Also provides hookup for positive crankcase ventilation. Internal baffle and filter element. Fits 1.25" holes.

Requires Grommet #4878

DESCRIPTION	CHROME	BLACK FINISH	ORANGE FINISH	FORD BLUE FINISH
Breather with Grommet	9242*	-	-	-

### PCV BREATHER 3/4" NECK



This breather replaces the PCV valve in the rocker cover. 3/4" breather neck also fits in 1.25" diameter valve cover holes when used with grommet #4998. Includes an internal oil baffle and poly filter element. Outside diameter is 2.75".

Requires Grommet #4998

DESCRIPTION	CHROME	BLACK FINISH	ORANGE FINISH	FORD BLUE FINISH
Breather Only	9171*	8645*	9952*	8321*

### FORD TWIST-IN PCV BREATHER CHROME



This great looking, chrome twist-in breather fits most Ford V8s and some 68-84 6-cylinder models. 1" dia. hole in top for PCV hose hookup.

DESCRIPTION	PART #
Ford Twist-in PCV Breather	4999*

### MOPAR-STYLE BREATHER CHROME



Chrome push-in breather for valve covers with 1.25" holes. Use grommet #4878. Breather tube is 5/8". Perfect for race car vacuum balance systems. Also works as a P.C.V. system hookup. This is an OEM style for Mopar A,B, RB & Slant 6 engines.

DESCRIPTION	PART #
Mopar Style Breather	9169*

### PUSH-IN FILTER BREATHER COTTON FILTER ELEMENT



Chrome-plated, push-in style filter breather for 1.25" diameter valve cover holes. No grommet required. 2" & 3" tall models available.

DESCRIPTION	INSTALLED HEIGHT	PART #
Chrome/ Cotton Filter Breather	2"	6896*
Chrome/ Cotton Filter Breather	3"	9308*

\* Not legal for sale or use on pollution controlled motor vehicles.



## CLAMP-ON FILTER BREATHER COTTON FILTER ELEMENT



Clamp-on, chrome-plated filter breathers are for use on the Trans-Dapt circle track valve covers listed on page 106, or other valve covers with similar breather tubes.

DESCRIPTION	TUBE DIAMETER	INSTALLED HEIGHT	PART #
Clamp-on Breather	1-3/8"	3"	9597*
Clamp-on Breather	1-1/2"	3"	9598*

## PUSH-IN HOODED BREATHER COTTON FILTER ELEMENT



This chrome steel push-in style filter breather fits 1.25" diameter valve cover holes. No grommet required. The cotton element is hooded to protect it from flying dirt and debris.

DESCRIPTION	V.C. HOLE DIAMETER	INSTALLED HEIGHT	PART #
Push-In Breather with Hood	1-1/4"	3"	9516*

## CLAMP-ON HOODED BREATHER COTTON FILTER ELEMENT



These chrome steel clamp-on style filter breathers are available for 1-3/8" and 1-1/2" diameter valve cover filler tubes. The cotton element is hooded to protect it from flying dirt and debris.

DESCRIPTION	TUBE DIAMETER	INSTALLED HEIGHT	PART #
Clamp-on Hooded Breather	1-3/8"	3"	5103*
Clamp-on Hooded Breather	1-1/2"	3"	5104*

## PCV BREATHER "LOOK-A-LIKES" & PCV VALVES ALUMINUM



Polished aluminum PCV breather "look-a-likes" and PCV Valves fit valve covers with 1.25" diameter holes. Beautifully crafted and finished.

DESCRIPTION	TOP DESIGN	V.C. HOLE DIAMETER	POLISHED ALUMINUM	POLISHED & CHROME	BLACK FINISH
PCV/Breather	PLAIN	1-1/4"	6005*	6622*	7197*
PCV/Breather	PLAIN	1-1/4"	-	-	-
PCV/Breather	PINSTRIPED	1-1/4"	6006*	6623*	-
PCV/Breather	FLAMED	1-1/4"	6009*	-	-
PCV Valve	-	1-1/4"	6068*	-	-

## FINNED ALUMINUM VALVE COVER BREATHERS- OVAL HIGH-POLISH FINISH



Finned aluminum oval breathers are available with a replaceable PCV valve or a washable foam element. Fits all valve covers with a 1.25" diameter hole.

DESCRIPTION	V.C. HOLE DIAMETER	POLISHED ALUMINUM
Breather WITHOUT PCV	1-1/4"	6611*
Breather WITH PCV	1-1/4"	6612*

## 2-TONE FINISH



Finned aluminum oval breathers are available with a replaceable PCV valve or a washable foam element. Fits all valve covers with a 1.25" diameter hole.

DESCRIPTION	V.C. HOLE DIAMETER	2-TONE ALUMINUM	BLACK FINISH
2-Tone Breather WITHOUT PCV	1-1/4"	6617*	7198*
2-Tone Breather WITH PCV	1-1/4"	6618*	7199*

## OIL CAPS & BREATHERS ALUMINUM & POWDER-COATED

Polished aluminum oil caps and push-in breathers look fantastic! Breathers are available plain, ball milled and flamed. For additional oil caps and plugs, please turn to page 120.



DESCRIPTION	TOP DESIGN	V.C. HOLE DIAMETER	POLISHED ALUMINUM	BLACK FINISH	ORANGE FINISH	FORD BLUE FINISH
Aluminum Oil Cap	PLAIN	1-1/4"	6000	8647	9954	8323
Aluminum Oil Cap 2-Tone Finned	FINNED	1-1/4"	6019	-	-	-
Push-in Breather	PLAIN	1-1/4"	6001*	8646*	9953*	8322*
Push-in Breather	PINSTRIPED	1-1/4"	6004*	-	-	-
Push-in Breather	FLAMED	1-1/4"	6008*	-	-	-

## VALVE COVER BREATHER BUNG & BAFFLE KITS ALUMINUM



#1131 valve cover breather bung can be welded or bolted on. It allows you to easily add a fill hole to your aluminum valve covers. Manifold #1132 screws in to #1131 and allows you to custom configure the breather to meet your unique requirements.

DESCRIPTION	PART #
Aluminum Valve Cover Bung; Weld or Bolt-on	1131
Aluminum Breather/Baffle Manifold, Screw-in	1132*

\* Not legal for sale or use on pollution controlled motor vehicles.

# VALVE COVER GASKETS, OIL CAPS, FILLER TUBES & GROMMETS

## TWIST-IN OIL CAP CHROME

This chrome oil filler cap fits Trans-Dapt valve covers #9452, 9518, 9503, 9504, 9916, 9917 & 9918 as well as many General Motors applications.



DESCRIPTION	CHROME FINISH	BLACK FINISH
GM Style Oil Filler Cap	4804	4805

## 1987-99 GM SCREW-IN OIL CAP

Screw-in style oil cap for 87-99 GM car and truck applications. Not for #9702 valve covers. Metallized Plastic, Polished Aluminum and Chromed Aluminum models available.



DESCRIPTION	CHROME PLASTIC	POLISHED ALUMINUM	CHROMED ALUMINUM
87-99 GM Oil Cap-	9696	9693	9694

## PUSH-IN OIL PLUGS CHROME

Chrome/Rubber oil plug for 1.25" holes. For use on a wide range of Chevy/GM car and truck applications. No grommet is required for installation.



DESCRIPTION	PART #
Oil Plug Plain	9170
Oil Plug with Embossed "OIL" logo	9787

## PUSH-IN OIL PLUG RUBBER

Solid rubber oil plug fits 1.25" diameter hole. For use on many Chevy/GM car and truck applications. No grommet is required for installation.



DESCRIPTION	PART #
Rubber Oil Plug	9373

## TRI-STEP OIL FILLER TUBE

This chrome oil filler tube fits Chevrolet V8 engines. The tri-step design, fits 1-1/4", 1-5/16" and 1-1/2" manifolds, making it compatible with both OEM and aftermarket manifolds. Uses Trans-Dapt push-in oil breather #4802.



DESCRIPTION	PART #
Tri-Step Oil Filler Tube	4955

## OIL FILLER EXTENSION

Trans-Dapt's chrome steel push-in style oil filler extension tube raises the fill hole up to provide improved accessibility to make adding oil easier and cleaner. Uses Trans-Dapt's #4804 or 9617 twist-in style oil caps and breathers.



DESCRIPTION	PART #
Push-In Oil Filler Tube Extension	9256

## BREATHER & PCV GROMMETS FOR STEEL & CAST ALUMINUM VALVE COVERS



DESCRIPTION	GROMMET I.D.	GROMMET O.D.	PART #
<b>STEEL VALVE COVER GROMMETS</b>			
Breather Grommet	1"	1-1/4"	4878* <sup>♠</sup>
PCV Grommet	3/4"	1-1/4"	4998
Breather & PCV Grommet Set (#4878 & 4998)			9355*
FORD PCV	9/16"	1"	9759
FORD PCV	3/4"	1"	9760
<b>CAST ALUMINUM VALVE COVER GROMMETS</b>			
Breather Grommet/Baffle			6076*
PCV Grommet			6077*

\*Bottom of #4878 must be cut before use.

## VALVE COVER BAFFLES FOR CAST ALUMINUM VALVE COVER



These steel valve cover baffles are for use with Trans-Dapt's cast aluminum Small Block Chevy, Big Block Chevy and Centerbolt configuration valve covers. Each baffle kit includes a pair of stamped steel baffles, self-tapping mounting screws, and lockwashers.

DESCRIPTION	PART #
SB Chevy, SHORT & Centerbolt Cast Aluminum Valve Cover Baffles	6963
SB/BB Chevy, TALL Cast Aluminum Valve Cover Baffles	6962

## PUSH-IN VALVE COVER OIL BAFFLES




A rubber oil baffle and breather grommet all in one. Great for retrofitting unbaffled valve covers. Fits steel valve covers with 1.25" diameter holes. Angled slots in bottom and foam insert stop oil seepage. Available for 3/4" or 1" breathers.

DESCRIPTION	V.C. HOLE DIAMETER	BAFFLE I.D.	PART #
Valve Cover Baffle (single)	1-1/4"	1"	9358*
Valve Cover Baffle (pair)	1-1/4"	1"	9359*
Valve Cover Baffle (single)	1-1/4"	3/4"	6979*

## VALVE COVER GASKETS

**CORK/RUBBER NITRILE GASKETS**  
The premium Cork/Rubber/Nitrile compound used to manufacture these gaskets has excellent sealing and durability characteristics. Available in STANDARD and THICK construction. Our THICK gaskets are 5/16" thick and add height to provide more clearance for all tall rocker arms. Sold in pairs.

**STEEL CORE RUBBER GASKETS**  
Completely reusable, these strong rubber gaskets feature an internal steel reinforcing frame to ensure alignment and a long lasting seal. Sold in pairs.



ENGINE	CORK/NITRILE		STEEL/RUBBER PART #
	STANDARD PART #	THICK PART#	
AMC V8 304-401 1970-Up	9010	-	-
Chevy V8 265-350 SB 1955-86	4323	9644	9168
Chevy V8 5.0/5.7 1987-99	7487	-	7488 <sup>♠</sup>
Chevy LS (for fabricated covers only; all rubber seal)	-	-	1135 <sup>♠</sup>
Chevy V8 396-502 BB 1965-95	4324	9645	9850
Chrysler V8 273-318-340-360 SB	4331	-	4332
Chrysler 361-383-400-426 & 440 BB 6-Bolt	-	-	4332
Ford V8 260-289-302-351W	4326	9646	9851
Ford V8 351C-351M-400M & Boss 302	4327	-	-
Ford V8 352-390-406-427--428	4328	-	-
Ford V8 429-460	9011	-	-
Olds 330-350-400-425-455 Pontiac 6.6L/403	4333	9655	-
Pontiac 326-350-389-400-421-428-455 Except Super Duty and Ram Air Models	4334	9656	-

\* Not legal for sale or use on pollution controlled motor vehicles.

<sup>♠</sup> Does not have steel core

**1/4"-20  
THREADS FIT:**

1958-86 CHEVY V8, 1958-79 OLDSMOBILE V8, 1964-90 FORD 260-351W, 1959-90 CHRYSLER V8 (EXCEPT HEMI)

## 2-PIECE WING NUTS CHROME



THREAD SIZE	THREAD LENGTH	INSTALLED HEIGHT	SET QUANTITY	PART #
1/4"-20	1"	3-1/2"	4	4137
5/16"-18	1"	3-1/2"	4	4138


## VALVE COVER BOLT SETS CHROME



These chrome-plated steel valve cover bolts include washers. 4 bolts & washers per set.

THREAD SIZE	HEAD TYPE	SET QUANTITY	3/4" LONG PART #	1" LONG PART #
1/4"-20	HEX	4	9781	9406
1/4"-20	SOCKET	4		9434
5/16"-18	HEX	4	9784	9423

## VALVE COVER SPREADER BARS CHROME



Spreader bars distribute bolt load to ensure a better valve cover seal.

FOR USE WITH	LENGTH	SET QUANTITY	CHROME FINISH	BLACK FINISH
Chevy SB '58-86	4-3/4"	4	4993	7187
Chevy SB '58-86 (Mini-Tabs)	1-1/2"	4	9067	7448
Chevy BB '65-95		7	9640	7451
Ford 260-351W '62-95		6	9642	
Pontiac V8 '59-79		4	9641	
Universal Fit	3"	4	4992	

**5/16"-18  
THREADS FIT:**

1958-UP FORD 332, 352, 390, 406, 427, 429 460 & 1955-77 PONTIAC V8.

## T-BAR WING NUTS CHROME




THREAD SIZE	THREAD LENGTH	INSTALLED HEIGHT	SET QUANTITY	PART #
1/4"-20	1"	4-1/4"	4	9120
1/4"-20	1"	5-3/8"	4	4936
5/16"-18	1"	5-3/8"	4	9672

### REPLACEMENT STUDS

Replacement Studs (1/4"-20 x 1")	4	9814
----------------------------------	---	------


## VALVE COVER STUD KITS



Trans-Dapt valve cover studs make valve covers and gaskets easier to install. Just install the studs, align the gasket then install the cover. Includes serrated flange lock nuts.

THREAD SIZE	THREAD SIZE	SET QUANTITY	PART #
SB CHEVY Valve Cover Stud Kit	1/4"-20	8	9960
BB CHEVY Valve Cover Stud Kit	1/4"-20	14	9961

## FLAT WASHERS



These AN spec washers have a smaller outer diameter than standard flat washers to provide a cleaner look than standard flat washers. Available in gold iridite finish or stainless steel.

BOLT DIAMETER	SET QUANTITY	GOLD IRIDITE	STAINLESS STEEL
1/4"	25	4912	9275
5/16"	25	4913	9276
3/8"	25	4914	9277

## HEX HEAD STUD NUTS CHROME



THREAD SIZE	THREAD LENGTH	INSTALLED HEIGHT	SET QTY.	CHROME FINISH	BLACK FINISH
1/4"-20	1"	4-1/4"	4	9182	-
1/4"-20	1"	1-3/8"	4	9329	7449
1/4"-20	1"	1"	4	7472	7473

### REPLACEMENT STUDS

Replacement Studs (1/4"-20 x 1")	4	9814
----------------------------------	---	------

## GM CENTERBOLT DESIGN VALVE COVER FASTENERS



These valve cover bolt sets are for use with Trans-Dapt's chrome & cast aluminum centerbolt valve covers. They fit 87-99 GM 5.0/5.7L V8 & 4.3L V6 engines, 1128 is for LS Engines. Each set includes 8 bolts per set. 6972, 8899 and 6972 NOT for use with fabricated aluminum valve covers.

FOR USE WITH	HEIGHT	LENGTH	PART #
CHROME Covers	SHORT	3-3/8"	9812
ALUMINUM Covers	SHORT	4"	8899
ALUMINUM Covers	TALL	5-3/8"	6972
For HAMBURGER's LS Valve Covers Only			1128

## HIGH-COLLAR LOCK WASHERS



High-collar design for use with Hex Socket screws (Allen head), 12-point and hex cap bolts when standard lock washers are too wide. Ideal for valve covers, heddgers, etc.

BOLT DIAMETER	SET QUANTITY	PART #
5/16"	12	4708
3/8"	12	4710

# VALVE COVER ADAPTERS, LS VALLEY COVERS, SHOP TOOLS

## VALVE COVER ADAPTERS

Trans-Dapt has engineered these high-quality laser cut steel valve cover adapters so those of you running a late-model LS motor can equip your engine compartment with early-model valve covers! Comes with gaskets and hardware.



CUT VIEW



6138

DESCRIPTION	PART #
SB Chevy Valve Cover Adapters	6138
SB Ford Valve Cover Adapters	6139
LS Valve Cover Adapter Replacement Gaskets	6140

## VALVE COVER RISERS (SPACERS) ALUMINUM

Valve Cover Risers bolt up between the head and your valve covers to instantly add 1" or more of clearance for any high-performance aftermarket rocker arms. Solid Aluminum construction.



APPLICATION	FINISH	HEIGHT	PART #
Chevy SB 283-400 '58-86	POLISHED	1" Tall	6079
Chevy BB 396-454 '65-95	POLISHED	1" Tall	6078
Ford SB 289-351W 5.0L- '62-85	POLISHED	1-3/8" Tall	6080
Pontiac 326-455 '59-79	POLISHED	1" Tall	6081

## LS ENGINE VALLEY COVER BILLET ALUMINUM

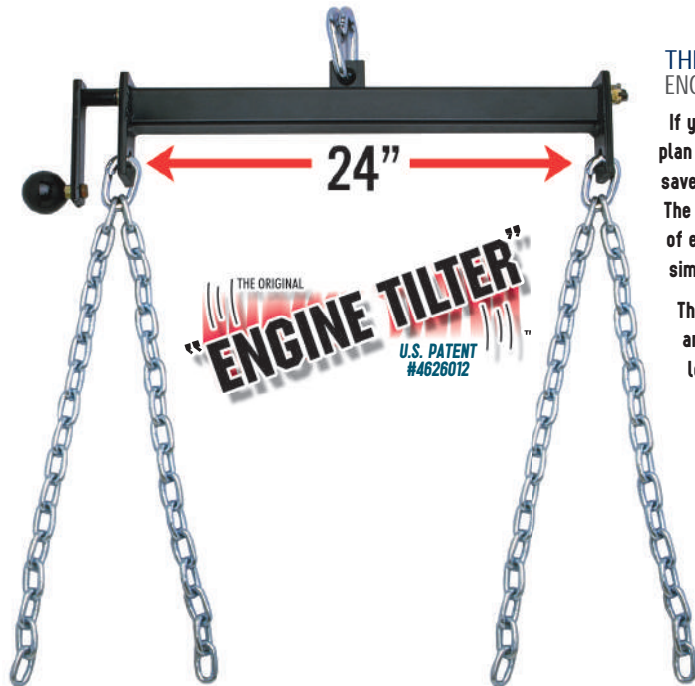


- .48" Thick Plate Provides Substantial Block Rigidity
- Chamfered Edges to Ensure Adequate Runner Clearance
- Utilizes Factory O-Ring Seal
- CNC-Machined 6061-T6 Aluminum
- Includes Stainless Button Head Screws

Designed to fit snugly beneath the intake manifold, the high-quality cover fits all Gen III (Non-DoD) engines, and Hamburger's Billet LS Engine Valley Covers are milled from a solid block of 6061-T6 aircraft aluminum to achieve the tight tolerances and strength only attainable through CNC machining.



DESCRIPTION	PART #
Billet Aluminum LS Valley Cover- GEN III Non-DoD engines	1103



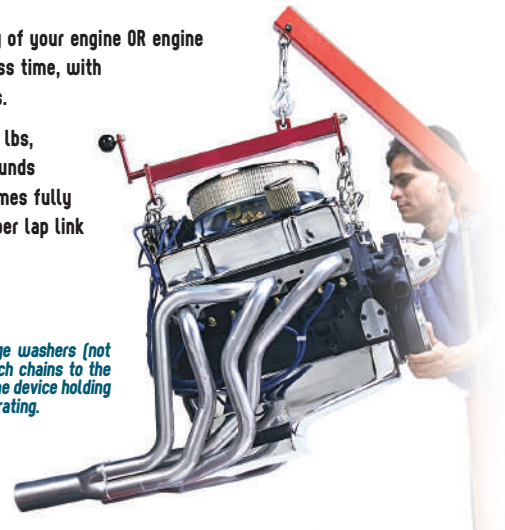
## THE ORIGINAL "ENGINE TILTER" ENGINE LEVELING DEVICE

If you are planning on replacing the powerplant under your hood, or plan on replacing motor mounts, the Trans-Dapt "ENGINE TILTER" will save you valuable time & money! It makes engine removal and installation a breeze. The ENGINE TILTER works with your standard engine hoist to provide additional axis of engine maneuverability. The angle of the engine can be precisely altered with a simple turn of the handle.

The precise control means mounting of your engine OR engine and transmission can be done in less time, with less effort... and with less helpers.

The "Engine Tilter" weighs only 14 lbs, but is shop rated with a 1,200 pounds capacity. Each Engine Tilter comes fully assembled and includes an upper lap link and four 20" chains.

*NOTE: Four Grade 8 bolts & large washers (not included) must be used to attach chains to the engine. In addition, make sure the device holding the tilter has a sufficient shop rating.*



DESCRIPTION	PART #
The "ENGINE TILTER" Engine leveling device	9099


VW/PORSCHE ENGINE STAND HEAD ASSEMBLY



This VW engine stand head assembly fits engine stands with 2-3/8" tubes. For all air cooled VW 4cyl. engines. One side attachment allows engine case to be disassembled.

DESCRIPTION	PART #
Head Assembly (2-3/8" Tube) VW Air Cooled Engines	4150

ENGINE STAND BOLTS



These bolts can be used to bolt virtually any engine to any engine stand.


4897

DESCRIPTION	QUANTITY	PART #
3/8-16 X 4" Chevy & Chrysler	4 ea.	4895
7/16-14 X 4" Ford	4 ea.	4896
3/8-16 x 4 and 7/16-14 X 4"	4 ea.	4897

LS ENGINE LIFT PLATE



This heavy-duty lift plate bolts onto the engine block using the valley cover bolt locations. Kit includes the high strength welded steel plate, hardened steel retaining bolt and mounting bolts that thread into the bolt hole locations typically used by the valley cover bolts.



6 High Tensile Strength Mounting Bolts Included

DESCRIPTION	PART #
LS Engine Lift Plate	4151

LS ENGINE SWAP OIL PAN & OIL FILTER RELOCATION COMBO KITS


- All-In-One Oil Pan & Filtration System
- Compact-Design & High Capacity Kickout-Style Pan Kits Available
- Choose Between Premium Billet Aluminum or Budget-Minded Cast Aluminum Models
- All Kits Include Gaskets & Hardware



KIT CONTENTS	
PREMIUM CONSTRUCTION Billet Aluminum FILTRATION COMPONENTS	STANDARD-DUTY CONSTRUCTION cAst Aluminum FILTRATION COMPONENTS
BILLET ALUMINUM Remote Oil Filter Base & Nipple(s)	CAST ALUMINUM Remote Oil Filter Base & Nipple(s)
Oil Pan, Gasket, Pickup Tube, Pan Mounting Bolts, Drain Plug	Oil Pan, Gasket, Pickup Tube, Pan Mounting Bolts, Drain Plug
1/2" Braided Oil Line Hoses	1/2" Rubber Oil Lines
-10AN 90° Swivel Aluminum Fittings	-10AN 90° Swivel Aluminum Fittings
-12AN Straight Aluminum Fittings	3/8" NPT Brass Hose Fittings
-12AN to -10AN Port Reducers	Hose Ferrules
Heat-Shrink Reinforcement Ferrules	

When performing an LS engine swap into classic muscle cars and trucks, the use of an aftermarket, steel oil pan usually provides better, cross member, component and ground clearance than GM's factory, cast aluminum pan. The only hurdle with this swap is that GM integrated the oil filter mounting flange and passage ways into the factory cast pan. Remove the factory LS pan, and you lose a place to spin-on your oil filter.

This LS swap specific oil pan and filter relocation system combo kit eliminates this hurdle by including both a rear sump oil pan that clears the vehicle's cross member, and a complete oil filter relocation system that allows you to relocate the oil filter from the factory LS pan to the firewall, fenderwell or other easy to reach location on the vehicle.



REMOTE FILTER BASE Style				
BILLET ALUMINUM REMOTE FILTER BASE				
	MULTI-POSITION	SINGLE FILTER	TRUE-DUAL DOUBLE FILTER	
<b>OIL PAN STYLE</b>	Compact LS Swap Oil Pan; 5 qt.; 6" Deep Sump; RED	0188	0186	0187
	LS Swap Oil Pan with Sump Kickouts; 7qt. Capacity; 6" Deep Sump; BLACK			
	LS Swap Oil Pan with Sump Kickouts; 7qt. Capacity; 6" Deep Sump; CHROME			

## ENGINE OIL PANS

Your engine can't survive very long without a steady flow of engine oil to lubricate your engine, and keep it running smooth and strong for years. Trans-Dapt & Hamburger's Performance Products have decades of oil pan experience, and the comprehensive list of pans on the following pages offers something for nearly any performance or restoration project.

The charts on the following pages are organized by engine size. Locate the section for your engine (or engine/chassis combination), then use the reference photos and product descriptions below to determine the pan style and/or finish that best applies to your project.

- Oil Pans For Drag Racing, Road Racing, Street Performance, Custom Builds, Restoration Projects...Or Just To Replace The Tired One On Your Engine
- Great Selection Of Fabricated & Cast Aluminum, Or Steel Construction Models Available, With A Variety Of Finishes Available
- Available For Popular American Musclecar, Truck And Race Vehicle Applications.

ALL OIL PANS LISTED ARE INTENDED FOR PASSENGER CAR OR TRUCK USE ONLY, AND NOT FOR MARINE APPLICATIONS.

### FINISHES



### CONSTRUCTION

#### A ECONO-SERIES OIL PANS



Econo-Series Oil Pans are built for serious race vehicles and high performance street-bound engines. While economically priced, these pans have thick .055" Steel cores, trap door baffles, a directional windage tray and crankshaft scraper (excludes #3080 and 3090). Each pan includes a gasket set, special oil pickup, magnetic drain plug and pan flange bolts, so they are ready to go right out of the box. MAXIMUM STROKE: SB CHEVY 3.875" BB CHEVY- 4.25"

#### B STREET PERFORMANCE OIL PANS



Designed for high performance street use, these pans offer additional oil capacity over factory pans. Slosh baffles help keep the oil in the sump. These pans come equipped with gasket set, oil pick-up, magnetic drain plug and bolts. \*Hamburger's #0777 does not include pickup.

#### C FABRICATED ALUMINUM OIL PANS



TIG welded Aluminum construction makes these pans both lightweight and strong. The trap door baffling controls oil to ensure a consistent flow of oil to the engine. These pans come equipped with gasket set, oil pick-up, magnetic drain plug and bolts.

#### D STREET & STRIP OIL PANS



Street & Strip pans have a kicked out sump to increase engine oil capacity without sacrificing ground clearance. Ideal for modified muscle car engines. Chrome, yellow zinc, Chevy orange and black powder-coated available. Baffled for oil control. Bolts and gaskets sold separately.

#### E CAST ALUMINUM OIL PANS



These cast aluminum oil pans resemble factory pans, but are manufactured using cast aluminum then polished for a clean, classic look. The polished, finned design suits custom engine projects perfectly. These pans include a set of oil pan bolts. Gaskets sold separately.

#### F O.E. STYLE OIL PANS (FACTORY FIT)



The factory style pans are designed to replace your damaged, or unsightly engine oil pan. Trans-Dapt offers O.E. Style pans in chrome, or powder-coated in a durable Chevy orange, Ford blue or satin black finish. Bolts, gaskets and pickup not included.

#### G SLAM-GUARD (ARMORED) OIL PANS



Slam-Guard oil and transmission pans have a 3/16" plate welded into (not onto) the pan's sump floor. They protect the pan from damage caused by speed bumps, dips, driveways or rocks. Available chrome, black or silver powder-coated.

ALL OIL PANS LISTED ARE INTENDED FOR PASSENGER CAR OR TRUCK USE ONLY, AND NOT FOR MARINE APPLICATIONS.

OIL PAN TYPE	STYLE REFERENCE LETTER	OIL PAN DETAILS	CAPACITY	DEPTH	WIDTH	LENGTH	BAFFLED	ECONO-SERIES™		STREET PERFORMANCE™	FABRICATED ALUMINUM	CAST ALUMINUM	CHROME	BLACK	CHEVY ORANGE	FORD BLUE	SILVER	REPLACEMENT GASKET SET	PICKUP #	REFERENCE PHOTO (SEE PAGES 130-131)
								A	B											

## CHEVY SB 283-400 '55-78

ECONO-SERIES Drag Race	A	Street Rods, Drag Cars with Rear Sump; Driver Side Dipstick; 2-Pc. Rear Main Seal; Oil Pump: Melling #10550, M55, GM #12555884, #14044872 or equivalent	7 Qts.	8"	8"	10-1/2"	YES	1088	-	-	-	-	-	-	-	-	-	3001	2508	1038
ECONO-SERIES Drag Race	A	V8 in 1982-04 2&4WD S-10/S-15, Sonoma, Blazer/Jimmy engine swap pan; Driver Side Dipstick; 2-Pc. Rear Main Seal; Oil Pump: Melling #10550, M55, GM #12555884, #14044872 or equivalent	7 Qts.	9-1/4"	7.50"	7-1/4"	YES	1099	-	-	-	-	-	-	-	-	-	3001	2509	1099
FABRICATED ALUMINUM	C	Driver Side Dipstick; 2-Pc. Rear Main Seal; 3.875" Maximum Stroke	5 Qts.	8"	8"	10-1/4"	YES	-	-	1176	-	-	-	-	-	-	-	4340	2523	1176
CAST ALUMINUM	E	Driver Side Dipstick; 2-Pc. Rear Main Seal	4 Qts.	Stock	Stock	Stock	NO	-	-	-	9004	-	7424	-	-	-	-	-	Stock	9004

## CHEVY SB 283-400 '55-78 [NOT For 1962-67 Chevy II, Nova, and some early Chevelles, Vega, Monza]

STREET PERFORMANCE	B	For most production chassis; Not for Chevelles with steering behind crossmember, 1962-67 Chevy II, V8 Vega/Monza Oil Pump: Stock	7 Qts.	8-1/4"	10.50"	9-1/4"	YES	-	0168	-	-	-	-	-	-	-	-	4340	9727	0168	
STREET PERFORMANCE Circle Track	B	Driver Side Dipstick; 2-Pc. Rear Main Seal; Not for Chevelles with steering behind crossmember, 1962-67 Chevy II, V8 Vega/Monza or 302 engines. Oil Pump: Stock	8 Qts.	7-1/4"	10.50"	12-5/8"	YES	-	1171	-	-	-	-	-	-	-	-	4340	7114	-	
STREET/STRIP	D	Driver Side Dipstick; 2-Pc. Rear Main Seal; Not for Chevelles with steering behind crossmember, 1962-67 Chevy II, V8 Vega/Monza or 302 engines.	7 Qts.	8-1/2"	11.50"	9-1/4"	YES	-	-	-	-	9725	7436	9726	-	-	-	-	-	9727	9725
STREET/STRIP	D	Driver Side Dipstick; 2-Pc. Rear Main Seal; Not for Chevelles with steering behind crossmember, 1962-67 Chevy II, V8 Vega/Monza or 302 engines.	8 Qts.	7-1/4"	10.50"	12-5/8"	YES	-	-	-	-	-	7113	-	-	-	-	-	-	7114	-
OEM Style	F	Driver Side Dipstick; 2-Pc. Rear Main Seal; Not for Chevelles with steering behind crossmember, 1962-67 Chevy II, V8 Vega/Monza or 302 engines.	4 Qts.	Stock	Stock	Stock	YES	-	-	-	-	9005	8628	9920	-	-	-	-	Stock	9005	
													9410 Unfinished								

## CHEVY SB 283-400 '55-78 [For 1962-67 Chevy II, Nova]

STREET/STRIP	D	Driver Side Dipstick; 2-Pc. Rear Main Seal; Fits Chevy II and Nova (No Power Steering)	6 Qts.	8-1/4"	10.50"	9-1/4"	YES	-	-	-	-	-	7569	-	-	-	-	-	-	9727
--------------	---	--	--------	--------	--------	--------	-----	---	---	---	---	---	------	---	---	---	---	---	---	------

## CHEVY SB 305-350, 5.0/5.7L '79-85

ECONO-SERIES Drag Race	A	Street Rods, Drag Cars with Rear Sump; Passenger Side Dipstick; 2-Pc. Rear Main Seal; Oil Pump: Melling #10550, M55, GM #12555884, #14044872 or equivalent	7 Qts.	8"	8"	10-1/2"	YES	1078*	-	-	-	-	-	-	-	-	-	3002 or 4338	2508	-
STREET/STRIP	D	Passenger Side Dipstick; 2-Pc. Rear Main Seal; Not for Chevelles with steering behind crossmember, 1962-67 Chevy II, V8 Vega/Monza or 302 engines.	7 Qts.	8-1/4"	11.50"	9-1/4"	YES	-	-	-	-	-	-	8991	-	-	-	-	-	9727
CAST ALUMINUM	E	Passenger Side Dipstick; 2-Pc. Rear Main Seal	4 Qts.	Stock	Stock	Stock	NO	-	-	-	9023	-	7426	-	-	-	-	-	Stock	-
SLAM-GUARD	G	Passenger Side Dipstick; 2-Pc. Rear Main Seal	4 Qts.	Stock	Stock	Stock	NO	-	-	-	-	8912	8650	-	-	-	8913	-	Stock	8650
OEM Style	F	Passenger Side Dipstick; 2-Pc. Rear Main Seal; Not for Chevelles with steering behind crossmember, 1962-67 Chevy II, V8 Vega/Monza or 302 engines.	4 Qts.	7"	Stock	Stock	NO	-	-	-	-	9092	8629	9946	-	-	-	-	Stock	-
OEM Style	F	Passenger Side Dipstick; 2-Pc. Rear Main Seal; Not for Chevelles with steering behind crossmember, 1962-67 Chevy II, V8 Vega/Monza or 302 engines.	4 Qts.	7-1/2"	Stock	Stock	YES	-	-	-	-	-	5101	-	-	-	-	-	-	-

\* When ordering replacement gaskets, specify if pan has notched rails (10 bolt rail) or Standard rails (18 bolt rail). If notched (10 bolt design), order gasket set #3002. If Standard (18 bolt design), order gasket #4338.

ALL OIL PANS LISTED ARE INTENDED FOR PASSENGER CAR OR TRUCK USE ONLY, AND NOT FOR MARINE APPLICATIONS.

OIL PAN TYPE	STYLE REFERENCE LETTER	OIL PAN DETAILS	CAPACITY	DEPTH	WIDTH	LENGTH	BAFFLED	ECONO-SERIES™					STREET PERFORMANCE™					REPLACEMENT GASKET SET	PICKUP #	REFERENCE PHOTO (SEE PAGES 130-131)
								A	B	C	E	1	2	3	4	5	FABRICATED ALUMINUM			

## CHEVY SB 305-350/5.0-5.7L '86-99

ECONO-SERIES Drag Race	A	Passenger Side Dipstick; 1-Pc. Rear Main Seal; Street Rods, Drag Cars with Rear Sump; Oil Pump: Mellings #10550, M55, GM #12555884, #14044872 or equivalent	7 Qts.	8"	8"	10-1/2"	YES	1038	-	-	-	-	-	-	-	-	-	3007	2508	1038
ECONO-SERIES Drag Race	A	V8 in 1982-04 2&4WD S-10/S-15, Sonoma, Blazer/Jimmy engine swap pan; Passenger Side Dipstick; 1-Pc. Rear Main Seal; Oil Pump: Mellings #10550, M55, GM #12555884, #14044872 or equivalent	7 Qts.	9-1/4"	7.50"	7-1/4"	YES	1109	-	-	-	-	-	-	-	-	-	3007	2509	1109
FABRICATED ALUMINUM	C	Passenger Side Dipstick; 1-Pc. Rear Main Seal	5 Qts.	8"	8"	10-1/4"	YES	-	-	1177	-	-	-	-	-	-	-	9164	2523	
CAST ALUMINUM	E	Passenger Side Dipstick; 1-Pc. Rear Main Seal	4 Qts.		Stock	Stock	NO	-	-	-	9022	-	7425	-	-	-	-			
SLAM-GUARD	G	Passenger Side Dipstick; 1-Pc. Rear Main Seal	4 Qts.	Stock	Stock	Stock	NO	-	-	-	-	8914	8651	-	-	-	-			Stock
OEM Style	F	Passenger Side Dipstick; 1-Pc. Rear Main Seal; Not for Target motors; Not for Chevilles with steering behind crossmember, 1962-67 Chevy II, V8 Vega/Monza or 302 engines.	4 Qts.	7" Deep	Stock	Stock	YES	-	-	-	-	9414	8631	9948	-	-	-			Stock

## CHEVY 4.8L, 5.3L, 6.0L LS SERIES

STREET PERFORMANCE Drag Race	A	Fits 1982-2004 Chevy / GMC S-10, S-15, S-10 Blazer and S-15 Jimmy trucks, Early-model GM cars and trucks.	5 Qts.	6"	8-1/4"	7"	NO	1108*	-	-	-	-	-	-	-	-	-	4336	2522	1108
FABRICATED ALUMINUM	C	LS swap in Early GM A-Body, F-Body, X-Body; Rear sump; 4.125" Maximum Stroke. Not compatible with factory windage tray.	5-1/2 Qts.	6-1/2"	10-1/2"	9"	YES	-	-	1179*	-	-	-	-	-	-	-	4336	2525	
STREET/STRIP	B	STRAIGHT Fittings LS in 67-69 Camaro, 65-72 Chevelle, 68-72 Nova	7 Qts.	6"	10-3/8"	8-3/8"	YES	-	-	-	-	0172*	0171*	-	-	-	-	4336	2524	
STREET/STRIP	B	90° Fittings LS in 67-69 Camaro, 65-72 Chevelle, 68-72 Nova	7 Qts.	6"	10-3/8"	8-3/8"	YES	-	-	-	-	0174*	0173*	-	-	-	-	4336	2524	0174

## CHEVY BB 396-454 '65-90 [Not Gen V or VI]

ECONO-SERIES Drag Race	A	Chevy & Rodeck engines in Tube chassis cars with rear sump pan; Accepts OEM dipstick; Oil Pump: Moroso #22150, Mellings #10770, #M77; 4.25" Maximum Stroke	8 Qts.	8"	8.50"	10-1/2"	YES	1488	-	-	-	-	-	-	-	-	-	3004	2568	1488	
STREET PERFORMANCE	B	For most production chassis; Not for Chevilles with steering behind crossmember, 1962-67 Chevy II, V8 Vega/Monza	6 Qts.	8"	10.50"	10-1/4"	YES	-	0428	-	-	-	-	-	-	-	-	4341	9730	0428	
STREET/STRIP	D	Not for Chevilles with steering behind crossmember, 1962-67 Chevy II, V8 Vega/Monza	6 Qts.	8-1/4"	10.50"	10-1/4"	YES	-	-	-	-	9728	7437	9729	-	-	-			9730	
FABRICATED ALUMINUM	C	4.25" Maximum Stroke	6 Qts.	8"	8"	10"	YES	-	-	1489	-	-	-	-	-	-	-	4341	2524	1489	
OEM Style	F	Not for Chevilles with steering behind crossmember, 1962-67 Chevy II, V8 Vega/Monza or 302.	4 Qts.	Stock	Stock	Stock	NO	-	-	-	-	9294	8632	9921	-	-	-			Stock	9294

## FORD SB 260-302 '65-87 [Passenger Cars with Front Sump only]

OEM Style	F	For use on Ford passenger cars only with factory front sump oil pan	4 Qts.	Stock	Stock	Stock	NO	-	-	-	-	9078	8713	-	8348	-	-			Stock	8348
-----------	---	---	--------	-------	-------	-------	----	---	---	---	---	------	------	---	------	---	---	--	--	-------	------

## FORD SB 260-302 '65-87 [Cars & 2WD Trucks with Front Sump Pan]

STREET PERFORMANCE	B	For use on Ford cars, trucks and vans with factory front sump oil pan	7 Qts.	9"	12.50"	10"	YES	-	1172	-	-	-	-	-	-	-	-	4342	7421		
STREET/STRIP	D	For use on Ford cars, trucks and vans with factory front sump oil pan	7 Qts.	9"	12.50"	10"	YES	-	-	-	-	7416	7418	-	-	-	-			7421	
CAST ALUMINUM	E	For Ford vehicles with factory front sump oil pan.	4 Qts.	Stock	Stock	Stock	NO	-	-	-	9026	-	7427	-	-	-	-			Stock	9026

\* All LS engine pans require the relocation of the engine oil filter! For engine oil filter relocation systems designed specifically for this, please turn to pages 78-81 and select one our "LS Swap Pan Integration" BYPASS-STYLE Kits. All-in-one Oil pan/relocation system kits are also available. Please refer to page 125 for these comprehensive LS swap oil pan kits.



ALL OIL PANS LISTED ARE INTENDED FOR PASSENGER CAR OR TRUCK USE ONLY, AND NOT FOR MARINE APPLICATIONS.

OIL PAN TYPE	STYLE REFERENCE LETTER	OIL PAN DETAILS	CAPACITY	DEPTH	WIDTH	LENGTH	BAFFLED	ECONO-SERIES™	STREET PERFORMANCE™	FABRICATED ALUMINUM	CAST ALUMINUM	CHROME	BLACK	CHEVY ORANGE	FORD BLUE	SILVER	REPLACEMENT GASKET SET	PICKUP #	REFERENCE PHOTO (SEE PAGES 130-131)
								A	B	C	E	1	2	3	4	5			

**FORD SB 260-302W INTO '79-93 FOX BODY**

ECONO-SERIES Road Racing	A	For 1979-93 Mustangs, 1980-88 Thunderbirds; 1/4" NPT provision for pan mounted dipstick; Works with long tube headers; Oil Pump: Melling M83	7 Qts.	5-3/4" / 9"	8-1/2"	-	YES	3080	-	-	-	-	-	-	-	-	4342	3083	3080
FABRICATED ALUMINUM	G	For 1979-93 Fox Bodies; Fits 4-bolt main cap; 4.00" Maximum Stroke	7 Qts.	6-1/4" / 9"	-	-	YES	-	-	3085	-	-	-	-	-	-	4342	3083	

**FINISHES**



**CONSTRUCTION**

OIL PAN STYLE GUIDE

PREMIUM CONSTRUCTION  
Hamburger's Performance Products

**A ECONO-SERIES OIL PANS**



Econo-Series Oil Pans are built for serious race vehicles and high performance street-bound engines. While economically priced, these pans have thick .055" Steel cores, trap door baffles, a directional windage tray and crankshaft scraper (excludes #3080 and 3090). Each pan includes a gasket set, special oil pickup, magnetic drain plug and pan flange bolts, so they are ready to go right out of the box. MAXIMUM STROKE: SB CHEVY 3.8/5" BB CHEVY- 4.25"

**B STREET PERFORMANCE OIL PANS**



Designed for high performance street use, these pans offer additional oil capacity over factory pans. Slosh baffles help keep the oil in the sump. These pans come equipped with gasket set, oil pick-up, magnetic drain plug and bolts. \*Hamburger's #0777 does not include pickup.

**C FABRICATED ALUMINUM OIL PANS**



TIG welded Aluminum construction makes these pans both lightweight and strong. The trap door baffling controls oil to ensure a consistent flow of oil to the engine. These pans come equipped with gasket set, oil pick-up, magnetic drain plug and bolts.

**D STREET & STRIP OIL PANS**



Street & Strip pans have a kicked out sump to increase engine oil capacity without sacrificing ground clearance. Ideal for modified muscle car engines. Chrome, yellow zinc, Chevy orange and black powder-coated available. Baffled for oil control. Bolts and gaskets sold separately.

**E CAST ALUMINUM OIL PANS**



These cast aluminum oil pans resemble factory pans, but are manufactured using cast aluminum then polished for a clean, classic look. The polished, finned design suits custom engine projects perfectly. These pans include a set of oil pan bolts. Gaskets sold separately.

**F O.E. STYLE OIL PANS (FACTORY FIT)**



The factory style pans are designed to replace your damaged, or unsightly engine oil pan. Trans-Dapt offers O.E. Style pans in chrome, or in a durable Chevy orange, Ford blue or satin black finish. Bolts, gaskets and pickup not included.

**G SLAM-GUARD (ARMORED) OIL PANS**



Slam-Guard oil and transmission pans have a 3/16" plate welded into (not onto) the pan's sump floor. They protect the pan from damage caused by speed bumps, dips, driveways or rocks. Available chrome, black or silver powder-coated.

TRANS STANDARD-DUTY DAPT CONSTRUCTION

# ENGINE OIL PANS

ALL OIL PANS LISTED ARE INTENDED FOR PASSENGER CAR OR TRUCK USE ONLY, AND NOT FOR MARINE APPLICATIONS.

OIL PAN TYPE	STYLE REFERENCE LETTER	OIL PAN DETAILS	CAPACITY	DEPTH	WIDTH	LENGTH	BAFFLED	ECONO-SERIES™		FABRICATED ALUMINUM	CAST ALUMINUM	CHROME	BLACK	CHEVY ORANGE	FORD BLUE	SILVER	REPLACEMENT GASKET SET	PICKUP #	REFERENCE PHOTO (SEE PAGES 130-131)
								A	B										

## FORD SB 5.0L into 1983-93 FOX BODY [Mustang, Thunderbird, Cougar]

OEM Style	F	For 5.0L Mustangs; Dual sump; 20mm x 1.5 side hole. (uses oil pickup #9755, not included)	4 Qts.	Stock	Stock	Stock	NO	-	-	-	-	9754	8720	-	8355	-	-	9755	9754
	F																		
SLAM-GUARD	G	For use on 83-93 Ford Fox Body cars with front sump oil pan. (uses oil pickup #9755, not included)	5 Qts.	Stock	Stock	Stock	NO	-	-	-	-	8918	8652	-	-	8919	-	9755	8919

## FORD SB 5.0L into 1980-96 Trucks and Vans [Rear Sump only]

OEM Style	F	For Ford Broncos, F100, 150, 250, 350, E150, 250, Class C Motorhomes with rear sump oil pan	4 Qts.	Stock	Stock	Stock	NO	-	-	-	-	9082	9083	-	8352	-	-	Stock	9082
-----------	---	---	--------	-------	-------	-------	----	---	---	---	---	------	------	---	------	---	---	-------	------

## FORD SB 351W '65-87

STREET PERFORMANCE	B	Ford cars, trucks, vans with factory front sump oil pan; Stock Oil Pump; Dipstick in timing cover	7 Qts.	9"	12.50"	10"	YES	-	1174	-	-	-	-	-	-	-	-	4342	7422	1174
STREET/STRIP	D	Ford cars, trucks, vans with factory front sump oil pan; Stock Oil Pump; Dipstick in timing cover	7 Qts.	9"	12.50"	10"	YES	-	-	-	-	-	7475	-	-	-	-	-	7422	7474
													7474 Yellow Zinc							

## FORD SB 351W '65-87 [FRONT SUMP CARS ONLY]

OEM Style	F	For use on Ford passenger cars with front sump oil pan; No Dipstick	4 Qts.	Stock	Stock	Stock	NO	-	-	-	-	9532	8714	-	8350	-	-	Stock	8350
-----------	---	---	--------	-------	-------	-------	----	---	---	---	---	------	------	---	------	---	---	-------	------

## FORD SB 351W/5.8L '88-97 [Trucks and Vans with Rear Sump only]

OEM Style	F	For Ford Broncos, F100, 150, 250, 350, E150, 250, Class C motorhomes with rear sump oil pan	4 Qts.	Stock	Stock	Stock	NO	-	-	-	-	9080	9081	-	8353	-	-	Stock	9081
-----------	---	---	--------	-------	-------	-------	----	---	---	---	---	------	------	---	------	---	---	-------	------

## FORD SB 351W 1979-93 Fox Body

ECONO-SERIES	A	For 1979-93 Mustangs, 1980-88 Thunderbirds; 1/4" NPT provision for pan mounted dipstick; Works with long tube headers; Oil Pump: Melling M83	7 Qts.	6-1/2" front 9" rear	8-1/2"	-	YES	3090	-	-	-	-	-	-	-	-	-	4342	3093	3090
--------------	---	--	--------	-------------------------	--------	---	-----	------	---	---	---	---	---	---	---	---	---	------	------	------

## FORD SB 351C, 351M, 400 '70-82 [Ford passenger cars only]

STREET PERFORMANCE	B	For use on Ford passenger cars with front sump oil pan; Oil Pump: Requires high volume Melling M-84AHV and 84-AS1 pickup (or equivalent)	8 Qts.	8-1/4"	13.25"	8-3/4"	YES	-	1175	-	-	-	-	-	-	-	-	4343	stock	1175
OEM Style	F	For use on Ford passenger cars with front sump oil pan;	4 Qts.	8"	Stock	Stock	NO	-	-	-	-	9310	8715	-	8354	-	-	Stock		

## FORD SB 351C, 351M, 400 '70-82

STREET/STRIP	D	For Ford passenger cars with front sump oil pan; Requires high volume Melling M84-AHV and 84-AS1 pickup (or equivalent)	8 Qts.	8-1/4"	13.25"	8-3/4"	YES	-	-	-	-	9301	9306	-	-	-	-	Stock	9306
--------------	---	---	--------	--------	--------	--------	-----	---	---	---	---	------	------	---	---	---	---	-------	------

## FORD BB 352-390-406-427 OR 428 [Front Sump Cars] \*\*Not 428 CobraJet

OEM Style	F	Passenger cars with front sump only	5 Qts.	Stock	Stock	Stock	NO	-	-	-	-	9330	8716	-	8349	-	-	Stock	
-----------	---	-------------------------------------	--------	-------	-------	-------	----	---	---	---	---	------	------	---	------	---	---	-------	--

## FORD BB 429-460 '68-78

OEM Style	F	Passenger cars with front sump only	4 Qts.	8-1/4"	Stock	Stock	NO	-	-	-	-	6969	8718	-	8351	-	-	Stock	6969
-----------	---	-------------------------------------	--------	--------	-------	-------	----	---	---	---	---	------	------	---	------	---	---	-------	------

## MOPAR SB 273-318-340 '64-87

OEM Style	F	Passenger cars with LA engine	4 Qts.	7-1/2"	Stock	Stock	NO	-	-	-	-	9311	8709	-	-	-	-	Stock	
-----------	---	-------------------------------	--------	--------	-------	-------	----	---	---	---	---	------	------	---	---	---	---	-------	--

## MOPAR SB 360 '71-80

OEM Style	F	For passenger cars only. Not for trucks or vans	4 Qts.	Stock	Stock	Stock	NO	-	-	-	-	9088	7428	-	-	-	-	Stock	
-----------	---	---	--------	-------	-------	-------	----	---	---	---	---	------	------	---	---	---	---	-------	--

## MOPAR HEMI 392 '55-58

OEM Style	F		5 Qts.	Stock	Stock	Stock	NO	-	-	-	-	9089	7429	-	-	-	-	Stock	9089
-----------	---	--	--------	-------	-------	-------	----	---	---	---	---	------	------	---	---	---	---	-------	------

## MOPAR BB 361-440 B AND RB, HEMI 426 '67-87

STREET PERFORMANCE	B	Fits most production chassis. Not for 1962-65 Production chassis or "C-Body"; Oil Pump: Stock	7 Qts.	7"	8"	10"	YES	-	0777	-	-	-	-	-	-	-	-	4347	7574 or 7575	0777
OEM Style (High Capacity)	F	7" Deep Sump	7 Qts.	7-1/4"	Stock	Stock	YES	-	-	-	-	-	7573	-	-	-	-	-	7574 or 7575	
OEM Style	F		5 Qts.	5"	Stock	Stock	NO	-	-	-	-	9496	8712	-	-	-	-	-	7574 or 7575	9496

ALL OIL PANS LISTED ARE INTENDED FOR PASSENGER CAR OR TRUCK USE ONLY, AND NOT FOR MARINE APPLICATIONS.

OIL PAN TYPE	STYLE REFERENCE LETTER	OIL PAN DETAILS					CAPACITY	DEPTH	WIDTH	LENGTH	BAFFLED	FINISHES					REPLACEMENT GASKET SET	PICKUP #	REFERENCE PHOTO (SEE PAGES 130-131)
		A	B	C	E	1						2	3	4	5				

## OLDSMOBILE 330-455 '64-80

OEM Style	<b>F</b>	Not for use on 1975 400 engine	4 Qts.	7"	Stock	Stock	NO	-	-	-	-	9397	8724	-	-	-	Stock	9397
-----------	----------	--------------------------------	--------	----	-------	-------	----	---	---	---	---	------	------	---	---	---	-------	------

## PONTIAC 265-455 '59-81

OEM Style	<b>F</b>		4 Qts.	Stock	Stock	Stock	NO	-	-	-	-	9337	8725	-	-	-	Stock	9337
-----------	----------	--	--------	-------	-------	-------	----	---	---	---	---	------	------	---	---	---	-------	------

### FINISHES



### CONSTRUCTION

**A** **ECONO-SERIES OIL PANS**

Econo-Series Oil Pans are built for serious race vehicles and high performance street-bound engines. While economically priced, these pans have thick .055" Steel cores, trap door baffles, a directional windage tray and crankshaft scraper (excludes #3080 and 3090). Each pan includes a gasket set, special oil pickup, magnetic drain plug and pan flange bolts, so they are ready to go right out of the box. MAXIMUM STROKE: SB CHEVY 3.875" BB CHEVY- 4.25"

**B** **STREET PERFORMANCE OIL PANS**

Designed for high performance street use, these pans offer additional oil capacity over factory pans. Slosh baffles help keep the oil in the sump. These pans come equipped with gasket set, oil pick-up, magnetic drain plug and bolts. \*Hamburger's #0777 does not include pickup.

**C** **FABRICATED ALUMINUM OIL PANS**

TIG welded Aluminum construction makes these pans both lightweight and strong. The trap door baffling controls oil to ensure a consistent flow of oil to the engine. These pans come equipped with gasket set, oil pick-up, magnetic drain plug and bolts.

**D** **STREET & STRIP OIL PANS**

Street & Strip pans have a kicked out sump to increase engine oil capacity without sacrificing ground clearance. Ideal for modified muscle car engines. Chrome, yellow zinc, Chevy orange and black powder-coated available. Baffled for oil control. Bolts and gaskets sold separately.

**E** **CAST ALUMINUM OIL PANS**

These cast aluminum oil pans resemble factory pans, but are manufactured using cast aluminum then polished for a clean, classic look. The polished, finned design suits custom engine projects perfectly. These pans include a set of oil pan bolts. Gaskets sold separately.

**F** **O.E. STYLE OIL PANS (FACTORY FIT)**

The factory style pans are designed to replace your damaged, or unsightly engine oil pan. Trans-Dapt offers O.E. Style pans in chrome, or in a durable Chevy orange, Ford blue or satin black finish. Bolts, gaskets and pickup not included.

**G** **SLAM-GUARD (ARMORED) OIL PANS**

Slam-Guard oil and transmission pans have a 3/16" plate welded into (not onto) the pan's sump floor. They protect the pan from damage caused by speed bumps, dips, driveways or rocks. Available chrome, black or silver powder-coated.

OIL PAN STYLE GUIDE

PREMIUM CONSTRUCTION

STANDARD-DUTY CONSTRUCTION

# OIL PAN PHOTO GALLERY

ALL OIL PANS LISTED ARE INTENDED FOR PASSENGER CAR OR TRUCK USE ONLY, AND NOT FOR MARINE APPLICATIONS.



0168



0174



0428



0777



1038



1099



1108



1109



1174



1175



1176



1488



1489



3080



3090



7474



6969



8348



8350



8629



8650



8919



9004



9005

ALL OIL PANS LISTED ARE INTENDED FOR PASSENGER CAR OR TRUCK USE ONLY, AND NOT FOR MARINE APPLICATIONS.



## OIL PAN ACCESSORIES

### OIL PAN GASKET SETS

**O.E. STYLE GASKET SETS**  
Trans-Dapt's O.E. style oil pan gasket sets are standard-duty and come complete with rubber end seals and cork side rails.

**HEAVY-DUTY GASKET SETS**  
Trans-Dapt's Heavy-Duty oil pan gasket sets utilize a high-density nitrile rubber compound for the side rail gaskets for better resistance against seepage. Each kit also comes with rubber end seals.



ENGINE	YEARS	O.E. STYLE GASKETS	HEAVY-DUTY GASKETS	HAMBURGER'S OIL PAN COMPATIBILITY
SB Chevy 283-400	55-78	4340	9015	0168, 0238, 1171
SB Chevy 283-400	55-78	3001	-	1088, 1099
SB Chevy 283-400 (10 Bolt Design)	55-78	3008 <sup>+</sup>	-	1088, 1099 (old design)
SB Chevy for 2-Piece Rear Main Seal	55-78	4337	-	-
SB Chevy 305-350	79-85	9013	9016	-
SB Chevy 305-350	79-85	9164	-	-
SB Chevy 305-350 (10 Bolt Design)	79-85	3002 <sup>+</sup>	-	1078, 3037
SB Chevy 305-350 (10 Bolt Design)	79-85	3005 <sup>+</sup>	-	3054-3064
SB Chevy for 2-Piece Rear Main Seal	79-85	4338	-	-
SB Chevy 305-350 (18 Bolt Design)	86-00	3007 <sup>+</sup>	-	0218, 1038, 1109
SB Chevy 305-350 (10 Bolt Design)	86-00	3003 <sup>+</sup>	-	1098, 3057
SB Chevy 305-350 (10 Bolt Design)	86-00	3006 <sup>+</sup>	-	3004, 3074
SB Chevy for 1-Piece Rear Main Seal	86-00	4339	-	-
LS Oil Pan 1-Piece Gasket	00-Up	4336	-	1108, 1179
BB Chevy 396-454	65-90	4341	9017	0428
BB Chevy 396-454 (22 Bolt Design)	65-90	3004 <sup>+</sup>	-	1488, 1498
BB Chevy 396-454 (15 Bolt Design)	65-90	3009 <sup>+</sup>	-	1488, 1498
SB Chrysler 360	71-80	4346	-	-
BB Chrysler 383-400-440	67-87	4347	-	0777
SB Ford 260-289-302-351W	65-87	4342	-	1172, 1174, 3080, 3090
SB Ford 351C-351M-400M	70-82	4343	9018	1175
BB Ford 352-428	58-76	4344	-	-
BB Ford 429-460	68-78	9014	-	-
Olds 330-455	64-80	4348	-	-
Pontiac 265-455	59-81	4349	-	-

<sup>+</sup>This part is designed specifically for Hamburger's Oil Pans. Not for use with any other oil pans.

### HAMBURGER'S OIL PAN SPREADER BARS CHROME



Spreader bars redistribute the torque load of the pan bolts to improve the sealing capabilities of the pan rails. Because of the notched rails on some aftermarket oil pans, spreader bars must be used to ensure a tight seal.

ENGINE	PART #
SB Chevy 283-400; '55-78 - Chrome	1188
SB Chevy 305-350; '79-85 - Chrome (Fits 10 bolt notched rails only, not for 18 bolt design)	1178
BB Chevy 396-454; '65-90 - Chrome	1588

### HAMBURGER'S OIL PAN DRAIN PLUG & DIPSTICK



DESCRIPTION	PART #
Magnetic Drain Plug & Seal; 1/2"-20	1180
Dipstick for Discontinued 3037, 3047, 3057	3020 <sup>+</sup>

## OIL PAN ACCESSORIES (CONTINUED)

### OIL PAN PUMP PICK-UPS




FOR USE WITH THESE PANS	PICK-UP CONNECTION TYPE	PART #	FOR USE WITH THESE PANS	PICK-UP CONNECTION TYPE	PART #
1038, 1078, 1088	5/8" Push-on	2508 <sup>†</sup>	1171	5/8" Push-on	7114 <sup>†</sup>
1099, 1109	5/8" Push-on	2509 <sup>†</sup>	1172, 7416, 7417, 7418 on 260-302W	Stock Bolt-on	7421 <sup>†</sup>
1108	Stock Bolt-on	2522 <sup>†</sup>	1174 on 351W	Stock Bolt-on	7422 <sup>†</sup>
1488, 1498	3/4" Push-on	2568 <sup>†</sup>	0777	3/8"-18 Thread	7574 <sup>†</sup>
1176, 1177	5/8" Push-on	2523 <sup>†</sup>	0777	1/2"-14 Thread	7575 <sup>†</sup>
0171, 0172, 0173, 0174	Stock Bolt-on	2524	0168, 0238	5/8" Push-on	9727 <sup>†</sup>
1179	Stock Bolt-on	2525 <sup>†</sup>	0428	3/4" Push-on	9730 <sup>†</sup>
3080	Stock Bolt-on	3083 <sup>†</sup>	7572, 8720, 8355, 9754	Stock Bolt-on	9755
3090	Stock Bolt-on	3093 <sup>†</sup>			

<sup>†</sup> Designed for use with Hamburger's Oil Pans only.

### OIL PAN BOLTS

Replace greasy, worn out bolts with a new set of Chrome-Plated bolts. Bolts & Star Lockwashers.



ENGINE & YEAR	KIT CONTENTS	PART #
SB Chevy V8/90° V6 and Oldsmobile	1/4-20 x 1/2" (14) 5/16-18 x 1/2" (4)	9271
BB Chevy, Pontiac & Mopar	1/4-20 x 1/2" (2) 5/16-18 x 1/2" (20)	9272
SB Ford 289-351W & AMC	5/16-18 x 3/4" (6) 1/4-20 x 1/2" (18)	9287
BB Ford 390-428 & Buick V6	5/16-18 x 3/4" (20)	9289
LS Series Steel	8mm 1.25 x 14mm (14)	9469
LS Series Aluminum	8mm 1.25 x 22mm (14)	9470

### OIL PAN STUDS

Makes gasket and pan installation easy. Grade 8 studs and serrated lock nuts.




ENGINE & YEAR	PART #
Chevy 283-350 & 229 V6	9594
Chevy 396-454	9595

## TRANSMISSION PANS

### CHROME & ALUMINUM

Trans-Dapt's assortment of stamped steel and aluminum transmission pans lets you improve the look of your vehicle's undercarriage, and in some cases, increase your transmission fluid capacity to run cooler and leaner. New for this catalog are Trans-Dapt's Black and Yellow Zinc models.



ENGINE	STYLE	DEPTH	CHROME FINISH	BLACK FINISH	ZINC FINISH	ALUMINUM
700R4/4L60E	FINNED	2-5/8"	9740	9746	9747	8898
700R4/4L60E	FINNED	2-7/8"	-	-	-	9107
700R4/4L60E Extra Capacity adds 2 Qts.	FINNED	3-1/2"	9741	-	-	-
Ford AOD; '80-91	FINNED	Stock	9732	-	-	-
Ford C-4	FINNED	2-3/8"	9531	7170	-	-
Ford C-4 Extra Capacity	FINNED	3-1/2"	9110	-	-	-
Ford C-6	FINNED	2-3/8"	9125	7171	-	-
Ford C-6 Extra Capacity	FINNED	3-5/8"	9109	-	-	-
Powerglide	FINNED	2"	9124	7172	-	-
TH-350	PLAIN	2-1/4"	9074	-	-	-
TH-350	FINNED	2-1/4"	9122	7173	-	8896
TH-350 Extra Capacity adds 2 Qts.	FINNED	3-1/2"	9198	7174	-	-
TH-400	FINNED	2-3/8"	9121	-	-	8897
TH-400 Extra Capacity adds 1-1/2 Qts	FINNED	3"	9197 <sup>Ⓜ</sup>	7175 <sup>Ⓜ</sup>	-	-
Turbo 400 Extra Capacity adds 2-1/2 Qts	FINNED	4"	9106	-	-	-
Torqueflite 727 (Chrysler, Dodge, Plymouth)	FINNED	Stock	9733	-	-	-
Torqueflite 727 Extra Capacity	FINNED	2-3/4"	9108	-	-	-

<sup>Ⓜ</sup> Deeper pickup required.

ENGINE	STYLE	DEPTH	ALUMINUM
GM TH-350 Fabricated Aluminum - Stock Depth	PLAIN	2-5/8"	9105



Slam-Guard™ Pans have a 3/16" thick skid plate to protect your pan against bottoming out which could puncture, or severely damage the pan and cause catastrophic engine failure.

Slam-Guard™ pans are a must for ANY LOWERED OR OFF-ROAD VEHICLE. Slam-Guard Oil Pans Also Available. See oil pan section.



### Armor-Plated Transmission Pans

TRANSMISSION	DEPTH	CAPACITY	CHROME	POWDER-COATED BLACK
TH400	Stock	Stock	8922 <sup>^</sup>	8654 <sup>^</sup>

<sup>^</sup> Part number will be discontinued when current inventory is depleted.

## ENGINE OIL DIPSTICKS CHROME & ALUMINUM


Replace your bent or rusty dipstick with a Trans-Dapt O.E.M. replacement with chrome-plated dipstick and tube kit; upgrade to a fully-polished billet aluminum handle; or upgrade to a fully-polished handle AND a flexible braided tube. Designed to bolt to block from the inside of headers. Includes O-rings (if needed) and mounting bracket.

ENGINE	YEARS	ALUMINUM			STEEL			
		POLISHED HANDLE W/ CHROME TUBE	BLACK HANDLE W/ BLACK TUBE	POLISHED HANDLE W/ FLEXI TUBE	DIPSTICK LENGTH	OEM CHROME	BLACK HANDLE W/ BLACK TUBE	DIPSTICK LENGTH
<b>ALWAYS COMPARE NEW DIPSTICK'S LENGTH &amp; MARKINGS AGAINST STOCK DIPSTICK BEFORE INSTALLING!</b>								
Chevy 283-400	55-78	8900	7150	8141	19"	4957	4956	19"
Chevy 283-400 Dipstick ONLY, No Tube included	55-78	8598	-	-	12-1/4"	-	-	-
Chevy 305-350	79-85	8905	7154	8142	26"	9420	7159	23"
Chevy Camaro/Firebird 305-350	82-85	-	-	-	-	9231	-	24-1/2"
Chevy 396-454	65-90	8901	7151	8143	21"	4958	4944	21"
Chrysler 318-340-360	64-87	8593	7155	-	21"	9224	7161	21"
Chrysler 383-440	67-87	8904	7153	-	23"	9225	7162	23"
Ford 260-289-302	65-87	8902	7152	-	20-1/4"	9221	7160	20-1/4"
Ford 351 Windsor	69-81	-	-	-	-	9222	-	20"
Ford 351 Cleveland	70-82	-	-	-	-	9223	-	20-1/2"
Olds 350-455 & 403/6.6L	64-80	-	-	-	-	9404	-	20"
Pontiac Trans-Am & Firebird	64-80	-	-	-	-	-	-	-
Pontiac V8 (Not 389 or 403)	65-79	7157	7156	-	-	9405	7158	17-1/2"



## TRANSMISSION DIPSTICKS CHROME & ALUMINUM

Chrome models include a chrome-plated tube and dipstick. Our polished billet aluminum handle models come with a flexible braided stainless steel transmission tube and dipstick. Flexible models also include o-rings, mounting bracket and clear plastic funnel adapter.



ENGINE	MOUNTING LOCATION	ALUMINUM		STEEL		
		HANDLE W/ FLEXI TUBE	DIPSTICK LENGTH	CHROME O.E.-STYLE	BLACK O.E.-STYLE	DIPSTICK LENGTH
<b>ALWAYS COMPARE NEW DIPSTICK'S LENGTH &amp; MARKINGS AGAINST STOCK DIPSTICK BEFORE INSTALLING!</b>						
Chevy TH-350				9421	7163	27"
GM TH-350	Bellhousing	8138	17-3/8"	4994	7165	34"
GM TH-400	Bellhousing	8139	17-3/8"	4995	7166	24"
GM Powerglide	Firewall	8145	27"			
GM Turbo 350 (Chrome tube / Aluminum Handle)				8596	7167	27"
GM Turbo 350 (Chrome tube / Aluminum Handle)				8594	7168	34"
GM Turbo 400 (Chrome tube / Aluminum Handle)				8595	7176	24"
Chevy Powerglide (Aluminum Case)				9422	7164	23"
GM 4L60E	Firewall	8146	27-5/8"			
GM TH-700R4	Bellhousing	8140	15-1/8"			
Chrysler Torqueflite A904	Firewall	8148	28"			
Ford C-4				8597	-	21-1/2"
Ford C-6				8599	-	20-1/4"
Ford C-6	Firewall	8144	28-3/4"			

## FLEXPLATE COVERS

Replace your dented or rusty flexplate torque converter cover with a smooth chrome-plated, powder-coated, or polished aluminum-finned flexplate cover.



DESCRIPTION	STEEL			ALUMINUM	
	CHROME FINISH	BLACK FINISH	CHEVY ORANGE	POLISHED FINISH	BLACK FINISH
TH-350/400	9588	7446	9892	9586	7445
Powerglide	9417	7444	9893	-	-
700R4 (Passenger cars only)	9589	7447	9895	-	-

♦ ALUMINUM case transmission only. Not for Iron case models.

## MAGNETIC DRAIN PLUGS



Extends transmission and engine life by keeping dangerous metal shavings away from expensive internal parts.

DESCRIPTION	PART #
1/2" -20 Standard (Oil Pans Only)	9062
3/8" -18 NPT (Transmission & Oil Pans)	9063
1/2" -14 NPT (Transmission & Oil Pans)	9064

## TRANSMISSION PAN BOLTS




Grade 5 chrome-plated 5/16" -18 X 3/4" and 1" bolts add the finishing touch to your new transmission pan installation.

DESCRIPTION	PART #
3/4" Hex Head Bolts (14) GM-Ford-Mopar	9692
1" Hex Head Bolts (14) GM-Ford-Mopar	9252

# TIMING CHAIN COVERS

## TIMING CHAIN COVERS CHROME & POWDER-COATED

Trans-Dapt's line of stamped steel timing chain covers are available in a classic chrome, satin black, or Chevy orange powder-coated finish. Choose between our complete cover kit, cover and timing tab package, or just pick up the cover only. For additional timing cover tab options, refer to page 129 for our selection of steel and aluminum timing tab options. Chevy, GM and Mopar applications are available.



							KIT CONTENTS			
ENGINE	YEARS	COVER	GASKET	TAB	BOLTS	SEAL	CHROME FINISH	BLACK FINISH	ORANGE FINISH	RAW STEEL
Chevy V8 283-400; 4.3L V6 (Not LT1)	55-95	Y	Y	Y	Y	Y	9000	-	-	-
Chevy V8 283-400; 4.3L V6 (Not LT1)	55-95	Y	-	Y	-	-	4934	-	-	-
Chevy V8 283-400; 4.3L V6 (Not LT1)	55-95	Y	-	-	-	-	-	8636	9915	9411
Chevy V8 283-400; 4.3L V6 Timing Cover CAP (Not LT1) (fits over stock cover)	55-95	Y	-	-	Y	-	9819 <sup>▲</sup>	8639 <sup>▲</sup>	9922 <sup>▲</sup>	-
Chevy 396-454	66-90	Y	Y	Y	Y	Y	9001	-	-	-
Chevy 396-454	66-90	Y	-	Y	-	-	4935	-	-	-
Chevy 396-454	66-90	Y	-	-	-	-	-	8637	9914	-
GM Iron Duke	77-81	Y	-	-	-	-	-	4937	-	-
Mopar 383-440	58-79	Y	-	Y	-	-	9392	-	-	-



<sup>▲</sup> Fits over stock timing cover. Oil pan & harmonic balancer removal not required.

## LS ENGINE 2-PIECE TIMING COVERS BILLET ALUMINUM



- O-Ring Seal Between Top & Bottom Sections
- Allows Cam Changes Without Dropping the Oil Pan
- Works With Factory Seals
- Includes Stainless Steel Mounting Hardware
- CNC Machined 6061-T6 Aluminum Construction



The 2-piece design of Hamburger's new billet timing cover for Gen III & IV LS engines allows the upper portion of the cover to be removed for cam changes or tuning, while the lower half stays bolted to the front of the block, preserving the main seal. You'll never need to drop the oil pan to access the cam, and the unit incorporates an O-ring seal into the bottom half of the cover that mates with the smoothly machined flange on the upper section to offer a leak-free seal.

DESCRIPTION	PART #
2-Piece Timing Cover for Gen III LS Series; No Cam Sensor in Cover	1104
2-Piece Timing Cover for Gen IV LS Series; Cam Sensor in Cover	1105



## SB CHEVY '55-95 2-PIECE TIMING COVERS NOT FOR LT1



SB Chevy, two-piece timing cover sets make cam changes and adjustments a breeze without having to drop the pan. Timing cover #8909 is chrome, cover #s 9923 & 8638 are powder-coated models, and # 6049 is polished cast aluminum.

### KIT CONTENTS

ENGINE	COVER	GASKET	TAB	BOLTS	SEAL	STEEL			
						CHROME FINISH	BLACK FINISH	ORANGE FINISH	POLISHED ALUMINUM
1955-95 Chevy V8 283-400 & 4.3L V6 (Not LT1)	Y	Y	N	N	N	8909	8638	9923	6049


## SB & BB CHEVY TIMING COVER ALUMINUM



Trans-Dapt's SB & BB Chevy billet-style, polished aluminum timing chain covers look great on any classic Chevy engine. Available in a complete kit form, or cover only. Will not clear double roller timing chains.

ENGINE	YEARS	DESCRIPTION	PART #
SB Chevy 283-400 (Not LT1)	55-95	Cover Only	6010
SB Chevy 283-400 (Not LT1)	55-95	Cover & Tab	6014
SB Chevy 283-400 (Not LT1)	55-95	Cover, Tab & Gasket	6015
BB Cover 396-502 (GEN 5)	91-95	Cover Only	6042
BB Cover 396-502 (GEN 6)	96-00	Cover Only	6043

## TIMING COVER TABS CHROME



ENGINE	HARMONIC BALANCER DIAMETER	DESCRIPTION	CHROME FINISH	BLACK FINISH
Chevy V8 283-400; 4.3L V6	6"-7"	Chrome Tab	4960	7185
Chevy V8 283-400; 4.3L V6	7"	Chrome Tab with POINTER	9178	7189
Chevy V8 283-400; 4.3L V6	8"	Chrome Tab with POINTER	9179	7190
Chevy 396-454	8"	Chrome Tab	4961	7186
Chevy 396-454	8"	Chrome Tab with POINTER	9180	7191
Mopar 383-440	All	Chrome Tab	9393	7450

## TIMING COVER TABS ALUMINUM



ENGINE	HARMONIC BALANCER DIAMETER	DESCRIPTION	PART #
Chevy V8 283-400; 4.3L V6	6"-7"	POLISHED Aluminum Tab for #6010	6013
Chevy V8 283-400; 4.3L V6	6"-7"	POLISHED & CHROMED Aluminum Tab for #6010	6094
Chevy 396-454	6"-7"	POLISHED Aluminum Tab for #6042	6082


## CHEVY TIMING COVER GASKETS



Cellulose-Nitrile material. Sold in sets.

DESCRIPTION	PART #
Chevy 283-400 without Seal	4363
Chevy 283-400 with Seal	4364
Chevy 283-400 for use with 2-Piece Timing Cover Sets	8975
Chevy 396-454 without Seal	4365
Chevy 396-454 with Seal	4366

## TIMING COVER BOLTS CHROME & ZINC



Complete set of Grade 5 hex head bolts and washers.

ENGINE	CHROME FINISH	YELLOW ZINC
SB Chevy 283-400 V8 & 4.3L V6 (For Steel / Chrome Covers)	9273	4920
SB Chevy 283-400 V8 & 4.3L V6, Socket Head Bolts (For Aluminum Covers Only)	9284	-
Chrysler 383-400	9471	-

# WATER NECKS & COOLING SYSTEMS

**PERFECTMATCH™**

## WATER NECKS STEEL



ENGINE	YEARS	CHROME				FORD BLUE FINISH	REPLACEMENT O-RING
		O-RING STYLE	GASKET STYLE	BLACK FINISH	CHEVY ORANGE FINISH		
Chevy SB & BB V8 Early-Model	55-64	9228	4788	8633	9928	-	9243
Chevy SB & BB V8 Late-Model	66-75	9229	4789	8634	9929	-	9243
Chevy/GM Late SB & BB V8 (1/2" NPT Port)	66-75	9468	-	8635	9930	-	9243
Chevy SB & BB (Straight Up Design)	55-64	9647	-	8648	9955	-	9243
Ford 260-289-302-351W (45° Neck)	65-75	9440	-	8582	-	8340	9441
Ford 390-427-428 (3/8" NPT Port)	57-76	-	9524	8583	-	8341	-
Ford 429-460 (3/8" NPT Port)	68-79	9415	-	8584	-	8342	9416
Ford Mustang	79-95	9418	-	8585	-	8343	-
Mopar V8	All	-	4987	8586	4991	-	-
Olds 330-455	64-90	-	9403	8587	-	-	-
Pontiac V8 (Except 389)	64-79	9230	-	8588	-	-	9243

① Includes O-ring & hardware    ② Includes gasket & hardware    ③ O-RING STYLE (Includes O-ring & hardware)    \* GASKET-STYLE (Includes gasket & hardware)

## WATER NECK RISERS (SB/BB CHEVY) BILLET ALUMINUM



Trans-Dapt's thermostat housing risers incorporate a pair of 3/8" NPT ports for installing cooling lines on both classic car, and marine use, SB & BB CHEVY ENGINES

Accepts standard thermostat, and the recessed o-ring base provides a leak-free seal. 1" and 2" models available, each includes o-ring and both 1/4" & 3/8" barbed brass hose fittings.



Thermostat not included.

DESCRIPTION	PART #
1" Tall With Twin 3/8" NPT Ports	6104
2" Tall With Twin 3/8" NPT Ports	6105
Replacement O-Rings For 6104 & 6105 (3)	9285

## WATER NECKS ALUMINUM



Quality polished aluminum construction. O-Ring seal & stainless bolts included.

TRANSMISSION	YEARS	WATERNECK DESIGN	POLISHED ALUMINUM	BLACK FINISH
Chevy SB & BB V8	66-75	Straight Up	6002	7192
Chevy SB & BB V8	66-75	15° Swivel	6016	7195
Chevy SB & BB V8	66-75	45° Swivel	6003	7193
Chevy SB & BB V8	66-75	90° Swivel	6007	7194
Chevy LS (GEN III / IV)	97-15	45° Swivel	7454	7464
Ford 351C (5.8L)	70-74	Straight Up	7453	7465
Pontiac V8 (Not 389)	64-79	90° Swivel	6132	-

### REPLACEMENT O-RINGS

Replacement o-ring SB/BB Chevy only	6012
-------------------------------------	------

## RADIATOR & HEATER HOSE KITS STAINLESS STEEL

### RADIATOR HOSE KITS

Trans-Dapt's stainless steel radiator hose kits look sharp and are available in lengths up to 4ft. long. Each kit comes complete with a 1/2" diameter corrugated stainless tube, as well as, a pair of chrome or polished aluminum end caps, 1/2" rubber sleeves, 1/4" and 1/2" rubber reducers and four worm gear clamps. Our 48" kits include FOUR aluminum ends, allowing the tubing to be cut in two for multi-hose or multi car use. Kits are available with CHROME or POLISHED aluminum hose ends.



HOSE LENGTH	HOSE DIAMETER	CHROME HOSE ENDS	POLISHED HOSE ENDS
12"	1-3/4"	8201	8200
24"	1-3/4"	8203	8202
36"	1-3/4"	8205	8204
48"	1-3/4"	8207	8206

### HEATER HOSE KIT

Trans-Dapt's stainless steel heater hose kits come equipped a pair of 3/4" corrugated tubes, four aluminum end caps, four 3/4" rubber sleeves, four 5/8" rubber reducers and eight worm gear hose clamps. Kits are available with either polished aluminum or chromed aluminum ends.



HOSE LENGTH	HOSE DIAMETER	CHROME HOSE ENDS	POLISHED HOSE ENDS
44"	3/4"	8209	8208

## RADIATOR OVERFLOW TANKS STAINLESS STEEL

Trans-Dapt radiator overflow tanks are both functional and stunning to look at. They work under the same principals as O.E.M. tanks. Precision manufactured for a leak-proof seal and lasting durability. 1/4" hose required.

TANK CAPACITY	TANK DIAMETER	TANK LENGTH	PART #
20 oz.	2"	13"	6910
24 oz.	2"	15"	6911
28 oz.	2"	17"	6971
32 oz.	2"	19"	9910
36 oz.	3"	10"	9911
56 oz.	3"	16"	9912
Replacement Cap			6909



## WATER PUMP & INTAKE MANI-FOLD FITTINGS CHROME & ALUMINUM



DESCRIPTION	PART #
1/2" NPT Water Pump Fitting (3/4" Hose)	9514
1/2" NPT Intake Manifold Fitting (5/8" Hose)	9515
1/2" NPT Water Pump Fitting (3/4" Hose)-Aluminum	9522
1/2" NPT Water Pump Fitting (5/8" Hose)-Aluminum	9523

## RADIATOR CAPS ALUMINUM

Polished aluminum, 16lb. pressure radiator cap.



DESCRIPTION	PART #
Aluminum Radiator Cap	6017
Aluminum Radiator Cap	6116

## AIR-CONDITIONING BRACKET SETS BILLET ALUMINUM



Trans-Dapt polished, billet aluminum air-conditioning brackets are precision crafted and the classic design complements our selection of custom aluminum valve covers and accessories. Brackets include all necessary bolts and hardware. Air-conditioning brackets are inward mount.

ENGINE	YEARS	WATER PUMP TYPE	PART #
Chevy 283-350	55-68	SHORT	7816
Chevy 396-454	65-68	SHORT	7881

## ALTERNATOR & HEADER BRACKETS CHROME



Brackets 9008 and 9254, 4869 and 9234 are designed to be used together.

ENGINE	YEARS	WATER PUMP TYPE	BRACKET POSITION	CHROME FINISH	BLACK FINISH
Chevy 283-350	55-69	SHORT	Left or RIGHT	9008	4869
Chevy 283-350	55-69	SHORT	LEFT	9254	9234
Chevy 283-350 V8 thru '77. Use with long axial style A/C compressor. Use on stock manifolds or with headers.				9513	-

## CUSTOM ALTERNATOR BRACKETS CHROME



ENGINE	YEARS	WATER PUMP TYPE	BRACKET POSITION	PART #
Chevy 283-350	65-68	SHORT	Top	9319
Chevy 305-350	69-75	LONG	Top	9320
Chevy 305-350	76-86	LONG	Top	9321
Chevy 396-454	69-95	LONG	Top	9320
Universal alternator/generator arm. 1" wide and 14" long 4" adjusting slot				9079

## "OEM STYLE" CHEVY ALTERNATOR BRACKETS CHROME



ENGINE	YEARS	WATER PUMP TYPE	BRACKET POSITION	CHROME FINISH	BLACK FINISH
SB Chevy 283-350	65-68	SHORT	Top	9315	8515
SB Chevy 305-350	69-86	LONG	Bottom	9637	8537
SB Chevy 305-350 (Top bracket bolts to intake manifold)	76-86	LONG	Set	9317	8517
SB Chevy 305-350 (Top bracket bolts to water neck)	69-75	LONG	Set	9316	8516
BB Chevy 396-454	65-68	SHORT	Top	9581	8581
BB Chevy 396-454	65-68	SHORT	Bottom	9502	8502
BB Chevy 396-454	66-00	LONG	Top	9318	8518
BB Chevy 396-454	66-00	LONG	Bottom	9638	8538

## ALTERNATOR BRACKET SETS CHROME



DESCRIPTION	CHROME FINISH	BLACK FINISH
Chrysler 318-340-360 Bracket Set	9456	-
Chrysler 383-440 Bracket Set	9457	-
Ford 289-302-351W Bracket Set	9455	7452

## LOW-MOUNT ALTERNATOR BRACKETS CHROME




ENGINE	YEARS	WATER PUMP TYPE	ALTERNATOR POSITION	1-PIECE MODEL	2-PIECE MODEL
Chevy 283-350	55-68	SHORT	Lower Left	9758	8990

# RADIATOR ACCESSORIES & HOOD LOCKS

## RADIATOR SUPPORT PANELS CHROME & POWDER-COATED

Available in chrome or satin black powder-coated finish! These panels fit right up front & center of the core support. Chrome bolts included.



VEHICLE	YEARS	RADIATOR TYPE	CHROME FINISH	BLACK FINISH
Chevy Camaro	70-81	STANDARD	9425	8425
Chevy Camaro	70-81	HEAVY-DUTY	9426	8426
Chevy Chevelle	68-73	STANDARD	9427	8427
Chevy Chevelle	68-77	HEAVY-DUTY	9428	8428
Chevy Nova	68-79	STANDARD	9427	8427
Chevy Pickup w/auto trans.	73-80	STANDARD	9673	8673

### RADIATOR PANEL SPECIFICATIONS

PART #'S	LENGTH	WIDTH	NUMBER OF BOLTS	GENERAL MOTORS CROSS REFERENCE#
9425 & 8425	23-7/8"	5-1/4"	3	360637
9426 & 8426	28-11/16"	5-1/2"	3	14015198
9427 & 8427	24"	5-1/4"	3	360633
9428 & 8428	31-3/8"	5-3/4"	4	354021
9673 & 8673	30"	6-1/2"	4	-

## RADIATOR SUPPORT BARS ALUMINUM & POWDER-COATED



VEHICLE	YEARS	CHROME FINISH	BLACK FINISH	POLISHED ALUMINUM
Chevy Camaro, Pontiac Firebird	67-69	9175	9924	-
Chevy Camaro (only)	70-81	9176	9925	9167

## FAN SHROUDS & RADIATOR CAP COVER CHROME



VEHICLE	WIDTH	DIAMETER	CHROME FINISH	BLACK FINISH
Fan Shroud - Chrome	3"	20"	9453	7177
Fan Shroud - Chrome	5"	20"	9454	7178
Water Reservoir Cap Cover- Chrome	88-99 Chevy/GMC Pickups & Most Passenger Cars.		8833	-

## HOOD LATCH KIT CHROME



This chrome/Steel kit is a high-quality, direct fit OE style replacement hood latch. It includes all necessary mounting hardware.

DESCRIPTION	PART #
Hood Latch Kit for 67-81 Camaro ONLY	9473

## HOOD LOCK KIT



Includes stainless steel plates, locks, plated catch studs, jam nuts & sheet metal screws. Adjustable for various hood heights. Fits most cars.

**NOT DESIGNED TO REPLACE STOCK HOOD LATCH MECHANISM!**

DESCRIPTION	PART #
Universal Hood Lock Set	4062

## HOOD/DECK PIN SETS CHROME

Hairpin & flip-over style pins available. Chrome plated. Lanyards have plastic sheath.



DESIGN STYLE	FINISH	KIT CONTENTS	WITH LANYARDS	WITHOUT LANYARDS
Hairpin	Chrome/Steel	1 pr.	4094	4051
3/16" Flip-Over	Chrome/Steel	1 pr.	4095	4056
1/4" Flip-Over	Chrome/ Steel	1 pr.	-	9669

### HOOD & DECK PIN REPLACEMENT PARTS



DESIGN STYLE	FINISH	KIT CONTENTS	PART #
Replacement Hairpins	Chrome / Steel	1 pr.	4052
Replacement 3/16" Flip-Over Pins	Chrome / Steel	1 pr.	4097
Replacement 1/4" Flip-Over Pins	Chrome / Steel	1 pr.	9670
Replacement Lanyards (24" Long)	Steel with Plastic Sheathing	1 pr.	4054

## POWER STEERING CAPS CHROME



#9257 is a chrome-plated plastic cover that snaps over the O.E.M. filler cap on Saginaw power steering pumps. #9253 has a chrome/steel cap and dipstick with hot & cold markings



DESCRIPTION	PART #
Power Steering Cap/Dipstick- GM Cars with "A" Can Saginaw Pump	9253
Power Steering Cap Cover- Saginaw, GM Cars & 88-99 GM Trucks	9257

## BRAKE MASTER CYLINDER COVERS CHROME

These chrome-plated steel master cylinder covers replace your vehicle's stock steel cover, and include the original stamped warning messages. Come complete with retaining bails. Rubber seals not included.



APPLICATION	WIDTH	LENGTH	CLOSURE TYPE	CHROME FINISH	BLACK FINISH
EARLY GM	2-3/8"	5"	Single Bail	9100	7188
EARLY GM	3"	5-5/8"	Single Bail	9101	7341
EARLY GM	3"	5-3/4"	Dual Bail	9102	7342
Ford '73-83	2-3/4"	5-3/4"	Single Bail	9103	
Mopar '71-79 (Power Brakes Only)	3-1/4"	6"	Single Bail	9104	

### GM MASTER CYLINDER BRAKE COVER APPLICATION REFERENCE CHART

VEHICLE	YEARS	VEHICLE BRAKE SYSTEM	USE PART #s
Camaro, Caprice, El Camino, Impala Chevelle, Cutlass, Le Mans, Skylark, Monte Carlo	71-72	Manual & Power Drum Brakes	9101 or 7341
Camaro, Caprice, Impala, Firebird, Malibu, Monte Carlo	67-70	Manual & Power Drum Brakes	9100 or 7188
Camaro, Firebird	70-75	Power Disc; Rear Drum Brakes	9101 or 7341
Camaro, Firebird, El Camino (except power disc), Impala, Malibu, Monte Carlo	67-80	Manual Disc; Rear Drum Brakes	9102 or 7342
Camaro, Firebird, Impala, Caprice	76-80	Manual or Power Brake	9101 or 7341
Caprice, Impala, Chevelle, El Camino, Monte Carlo	71-75	Manual Disc; Rear Drum Brakes	9101 or 7341
Chevelle, Cutlass, Le Mans, Skylark, Nova	76-79	Manual or Power Brake	9101 or 7341
Chevelle, Cutlass, Le Mans, Skylark	67-72	Manual & Power Drum Brakes	9100 or 7188
Chevelle, Cutlass, Le Mans, Skylark, Nova	70-75	Manual Disc; Rear Drum Brakes	9101 or 7341
Chevy II	67-69	Manual & Power Drum Brakes	9100 or 7188
Chevy II, Nova	67-69	Manual Disc; Rear Drum Brakes	9102 or 7342
Monte Carlo, Malibu, El Camino	76-77	Manual or Power Brakes	9101 or 7341
Monza	1975	Manual Disc; Rear Drum Brakes	9101 or 7341
Monza	75-80	Manual & Power Drum Brakes	9100 or 7188
Nova	67-75	Manual & Power Drum Brakes	9100 or 7188
Vega	71-72	Manual Disc; Rear Drum Brakes	9101 or 7341
Vega	71-77	Manual & Power Drum Brakes	9100 or 7188

## LATE-MODEL GM MASTER CYLINDER COVERS CHROMED PLASTIC & ALUMINUM


These covers fit over the stock OEM covers. Part #9635 fits Old Body (only) 1988-99 Chevy/GMC full-size pickups.



APPLICATION	WIDTH	LENGTH	CHROMED PLASTIC	POLISHED ALUMINUM
Late-Model GM	4-1/2"	6-7/8"	-	9259
88-99 Chevy/GMC Pickups	3-1/2"	6"	9635	-

## BATTERY TRAYS BILLET ALUMINUM

These polished aluminum battery trays have the same stylish ball-milled pinstripes found on Trans-Dapt's aluminum valve covers, breathers and air cleaners. Optima™ Blue, Yellow or Red top battery models available. Includes stainless steel hardware.




DESCRIPTION	PART #
BLUE, RED or YELLOW Battery Tray	9324
RED TOP (2 Post) Battery Tray	9326
BLUE, RED or YELLOW (4 Post) Battery Tray	9327

## STAINLESS STEEL BATTERY TRAY & CHROME HOLD-DOWNS

STAINLESS STEEL BATTERY TRAY  
Stainless steel battery tray with chrome hold-down. Hold-down bars sold separately.



T-BAR BATTERY HOLD DOWN BARS  
Chrome-plated J-Hook style T-Bar hold-downs for use with Trans-Dapt battery tray #9323.



DESCRIPTION	DIMENSIONS	PART #
Stainless Steel Battery Tray Requires #9258 hold-down bars. (sold separately)	7-1/2" x 13-1/4"	9323
Battery Hold-Down Bars (1pr)	10"	9258

## STARTER SWITCH



Rated at 35 amps at 12 volts. Zinc-plated contact screws. Dust and water-resistant neoprene cap. Momentary push-button actuation.

DESCRIPTION	PART #
Starter Switch	9066

## BATTERY CUTOFF SWITCH



Battery cutoff switches are mandatory in most major N.H.R.A. classes, as well as other race sanctioning bodies. See the rules and regulations for your specific racing series for mounting location. Splices into positive battery cable. Can also be used as an anti-theft device on your street vehicle.

DESCRIPTION	PART #
Battery Cutoff Switch	4988

# ENGINE PULLEYS & PULLEY BOLTS

## GM ENGINE PULLEYS ALUMINUM

Trans-Dapt's quality aluminum pulleys are made using 356 aluminum alloy and heat-treated to T-6 specs. They are the perfect complement to our aluminum valve covers, water necks, breathers and brackets.

**WATER PUMP** pulleys come complete with mounting bolts.

**CRANKSHAFT** pulley bolts are sold separately.

**NOTE:** Short water pump pulleys are compatible with 5/8" alignment pin only and cannot be used on SWP with 3/4" alignment pin.



### SWP SHORT WATER PUMP- 1955-68

### LWP LONG WATER PUMP- 1969-85

PULLEY TYPE	NUMBER OF GROOVES	WATER PUMP TYPE	PULLEY DIAMETER	PULLEY DEPTH	MACHINED ALUMINUM	POLISHED ALUMINUM	BLACK FINISH
-------------	-------------------	-----------------	-----------------	--------------	-------------------	-------------------	--------------

#### 283-350 SB CHEVY

Alternator Pulley		All	2-7/8"	1-3/4"	9487	6059	7149
Crankshaft	1	LWP	6-9/16"	2-7/8"	9484	6056	7146
Crankshaft	1	SWP	6-9/16"	3/4"	9480	6052	7142
Crankshaft	2	LWP	6-9/16"	2-7/8"	9485	6057	7147
Crankshaft	2	SWP	6-5/8"	1-1/8"	9481	6053	7143
Crankshaft	3	LWP	6-9/16"	2-7/8"	9486	6058	7148
Crankshaft	3	SWP	6-7/16"	2-1/16"	8880	8895	7139
Water Pump	1	LWP	6-5/8"	2-1/4"	9482	6054	7144
Water Pump	1	SWP	6-9/16"	3"	9478	6050	7140
Water Pump	2	LWP	6-9/16"	3"	9483	6055	7145
Water Pump	2	SWP	6-9/16"	3-1/16"	9479	6051	7141
Water Pump Pulley Nose		LWP	3-1/8"	3/4"	9489	6061	7181
Water Pump Pulley Nose		SWP	3-1/8"	3/4"	9488	6060	7180

#### 396-454 BB CHEVY

Crankshaft	1	SWP	6-7/16"	3/4"	8876	8892	7136
Crankshaft	2	SWP	6-7/16"	1-1/8"	8877	8893	7137
Crankshaft	3	SWP	6-7/16"	2-1/16"	8878	8894	7138
Crankshaft	3	LWP	7-3/4"	3"	8737	8738	7133
Water Pump	1	SWP	6-7/16"	2-7/8"	8874	8890	7134
Water Pump	2	SWP	6-3/8"	2-7/8"	8875	8891	7135
Water Pump	2	LWP	6-1/4"	2-3/4"	8735	8736	7132

#### 350-455 OLDSMOBILE

Alternator	1	-	6-7/16"	3/4"	6996		
Crankshaft	2	-	4-13/16"	2-1/4"	6995		
Water Pump (Non A/C models)	2	-	5-15/16"	3-1/4"	6994		

## GM O.E.M. STYLE STEEL PULLEYS CHROME & POWDER-COATED

Chevrolet has made a variety of pulley diameters. We have chosen to use the most popular diameter for our pulleys. In some instances, the stock accessories may not run at the exact speed as originally designed. The bolt circle on short water pump pulleys is 1.75", and 2.30" on long water pump pulleys.

**NOTE:** Short water pump pulleys are compatible with 5/8" alignment pin only and cannot be used on SWP with 3/4" alignment pin.



### SWP SHORT WATER PUMP- 1955-68

### LWP LONG WATER PUMP- 1969-85

PULLEY TYPE	NUMBER OF GROOVES	WATER PUMP TYPE	PULLEY DIAMETER	PULLEY DEPTH	CHROME FINISH	BLACK FINISH
-------------	-------------------	-----------------	-----------------	--------------	---------------	--------------

#### 283-350 SB CHEVY

Crankshaft	1	LWP	6.9"	2.9375"	9606	8606
Crankshaft	1	SWP	6.8"	.875"	9602	8602
Crankshaft	1	SWP	6.8"	--	9817	8617
Crankshaft	2	LWP	6.9"	2.9375"	9607	8607
Crankshaft	2	SWP	7.3"	1.375"	9603	8603
Crankshaft	3	LWP	7.8"	2.1875"	9608	8608
Water Pump	1	LWP	6.3"	2"	9604	8604
Water Pump	1	SWP	7.1"	2.75"	9600	8600
Water Pump	2	LWP	6.3"	2.25"	9605	8605
Water Pump	2	SWP	6.4"	2.875"	9601	8601

#### 396-454 BB CHEVY

Crankshaft	2	SWP	7.6"	1.5"	9816	8616
Crankshaft	3	LWP	7.8"	2.375"	9724	8624
Crankshaft Add-on Pulley (Use with 9816 or 8616 for A/C)		SWP	6.8"	2"	9817	8617
Water Pump	2	LWP	6.3"	2.75"	9723	8623
Water Pump	2	SWP	6.3"	2.8125"	9815	8615

## BOLTS FOR SB & BB CHEVY PULLEYS ALUMINUM

Trans-Dapt's pulley bolts are made of alloy steel for reliability and come ready to install with a pre-applied thread locking patch.



DESCRIPTION	PART #
3/8 - 24 X 1" Crankshaft Pulley Bolts (3 per package)	9490
7/16 - 20 X 1" Crankshaft Pulley Bolts (3 per package)	9491
Water Pump Pulley Bolts (4 per package)	9492

**NOTE:** Due to the various casting configurations on aftermarket water pumps (especially aluminum pumps), exact fit can not be guaranteed on all applications.

FORD O.E.M. STYLE STEEL PULLEYS  
CHROME & POWDER-COATED

The Trans-Dapt chrome and powder-coated pulleys in this section are OEM style and designed for use on FORD 289 engines. Water pump and crankshaft pulleys available in chrome, black or Ford blue powder-coated.



PERFECTMATCH™

PULLEY TYPE	NUMBER OF GROOVES	BOLT HOLES	PULLEY DIAMETER	PULLEY DEPTH	CHROME FINISH	BLACK FINISH	FORD BLUE FINISH
<i>FORD 289 '65-66</i>							
Crankshaft	1	3-Bolt	6.312"	2.370"	8303	8309	8315
Crankshaft	2	3-Bolt	6.687"	3.062"	8304	8310	8316
Crankshaft	3	3-Bolt	6.75"	3.945"	8305	8311	8317
Water Pump	1	4-Bolt	6.125"	2.375"	8300	8306	8312
Water Pump	2	4-Bolt	5.875"	2.39"	8301	8307	8313
<i>FORD 289 '64-73 (WITH CALIFORNIA SMOG PUMP)</i>							
Water Pump	3	5-Bolt	5.897"	2.5"	8302	8308	8314

ALTERNATOR PULLEY FAN  
ALUMINUM

This polished aluminum alternator pulley fan fits most GM & Ford passenger car alternators. Not For Trucks.



Does Not Fit Trucks.

DESCRIPTION	CHROME FINISH	BLACK FINISH
Alternator Pulley Fan	6062	7184

POWER STEERING PULLEY  
ALUMINUM

This precision-machined aluminum single-groove power steering pulley fits early model (67-84) GM power steering pumps. 5-3/4" Diameter X 1-1/4" Deep. 5/8" shaft with keyway.



APPLICATION	PULLEY DIAMETER	PULLEY DEPTH	SHAFT KEYWAY	MACHINED ALUMINUM	POLISHED ALUMINUM	BLACK FINISH
'67-84 GM & Chevy Power Steering Pumps	5-3/4"	1-1/4"	5/8"	8879	8934	7182

ALTERNATOR FAN & PULLEY  
CHROME

This chrome alternator fan and pulley kit fits most GM and Ford passenger car alternators. Not for trucks.



Does Not Fit Trucks.

DESCRIPTION	PART #
Single Groove Pulley and Fan Kit	9446

POWER STEERING PULLEY  
CHROME

This chrome steel power steering pulley fits '67-84 GM & Chevy power steering pumps. 5-3/4" Diameter X 1-3/8" Deep. 5/8" shaft with keyway.



APPLICATION	PULLEY DIAMETER	PULLEY DEPTH	SHAFT KEYWAY	CHROME FINISH	BLACK FINISH
'67-84 GM & Chevy Power Steering Pumps	5-3/4"	1-3/8"	5/8"	6913	7183

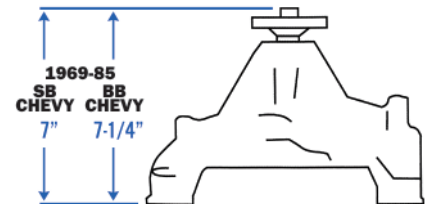
HOW TO PROPERLY IDENTIFY YOUR WATER PUMP STYLE

When choosing pulleys for your Chevy engine, it is important to properly identify your water pump as either a LONG water pump, or a SHORT water pump. To determine which pump your engine is using, measure the overall height of the water pump and refer to the measurements in the diagrams to the right.

SHORT WATER PUMP (SWP)



LONG WATER PUMP (LWP)



## HEADER BOLTS MINIATURE HEAD

The 3/8" miniature head of these header bolts makes installation and removal a breeze. Heat-treated grade 5 bolts for extra strength. Just another time-saving convenience product from Trans-Dapt Performance.



APPLICATION	BOLT SIZE	BOLT HEAD SIZE	KIT CONTENTS	PART #
Chevy SB, Chrysler BB, Pontiac	3/8"-16 X 3/4"	3/8"	12 Bolts	8885
Chevy SB, Chrysler BB Pontiac HEDMAN ELITE, or other thick flange headers	3/8"-16 X 1"	3/8"	12 Bolts	4904
Chevy BB, Ford V8s	3/8"-16 X 3/4"	3/8"	16 Bolts	9943
Chrysler SB	5/16"-18 X 3/4"	3/8"	12 Bolts	4900

## EGR BLOCK-OFF PLATE CHROME

Chrome-plated steel. Small-Block Chevy EGR block-off plate. Includes gasket and hardware.



DESCRIPTION	PART #
SB Chevy EGR Block-Off Plate	2056*

## HEADER COLLECTOR GASKETS

These header collector gaskets are made from the same superior quality, high temperature gasket material used to produce the gaskets sent out with every set of Hedman Heddgers with a 3-bolt gasket style collector. Available in 1/16" or 1/8" thicknesses.

Sold per each or in bulk



DESCRIPTION	COLLECTOR SIZE	1/16" GASKETS	1/8" GASKETS
3-Hole Triangular Header Gasket	2-1/2"	4464	9863
3-Hole Triangular Header Gasket	3"	4465	9864
3-Hole Triangular Header Gasket	3-1/2"	4466	-

## CONVOLUTED WIRE HARNESS TUBING POLYETHYLENE

This convoluted tubing is slit down one side, and comes in a variety of sizes & colors. The convoluted shape makes it very flexible and helps prevent wire chafing.

- Cover Your Wiring To Protect It From High Engine Compartment Temperatures
- Color Code Your Wiring System For Quick Identification
- Cleans Up Engine Compartment Clutter For A Manicured Look
- Slit Runs Down Entire Length Of Tubing For A Quick & Easy Installation



DIAMETER	LENGTH	BLUE	YELLOW	RED	BLACK
1/4"	10 Feet	7592	7588	7584	7580
3/8"	10 Feet	7593	7589	7585	7581
1/2"	7 Feet	7594	7590	7586	7582
3/4"	5 Feet	7595	7591	7587	7583

## INTAKE MANIFOLD HEX HEAD BOLT SETS

Each kit contains hex head bolts and smaller O.D. AN series flat washers. Available in either a Chrome or Yellow Zinc finish.



APPLICATION	BOLT SIZE	KIT CONTENTS	CHROME BOLTS	YELLOW ZINC BOLTS
AMC V8	3/8"-16 X 1-1/4"	16 sets	9266	4925
CHEVY 90° V6	3/8"-16 X 1"	12 sets	9265	4923
CHEVY SB 283-350 & CHEVY 90° V6	3/8"-16 X 1"	12 sets	9265	4923
SB CHEVY/GMC Vortec 5.0-5.7L	5/16"-18 X 1-3/4"	8 sets	7565	-
BB CHEVY 396-454	3/8"-16 X 1-1/4"	16 sets	9266	4925

## GASKET STYLE HEADER REDUCERS

For use on headers with 3-bolt triangular gasket-style collectors. These heavy-gauge reducers utilize aluminized tubing to protect against corrosion, and thick tri-bolt flanges, to prevent warping.

Each Kit includes swaged pipes, flanges, bolts, nuts and gaskets.




(Replacement gasket #4465 or 9864)

DESCRIPTION	EXHAUST SYSTEM DIAMETER	COLLECTOR SIZE	KIT CONTENTS	PART #
Header Reducers	2-1/2"	3"	1 Pair	9374

## UNIVERSAL WIRE LOOMS BILLET ALUMINUM

These ball-milled, polished billet aluminum, universal fit linear wire loom sets match the quality and design of Trans-Dapt's ball-milled aluminum air cleaners, valve covers and accessories. Choose from classic flamed or pinstripe ball-mill designs. Mounting hardware is included. Fits 8mm-9.5mm spark plug wires.




DESCRIPTION	COLOR	WIRE SIZE COMPATIBILITY	PART #
Polished Aluminum Wire Loom Set	Flames	8 to 9.5mm	6083
Polished Aluminum Wire Loom Set	Pinstripes	8 to 9.5mm	6067



UNIVERSAL WIRE LOOM SET

The sliding adjustment tabs incorporated into the design of this set make them a universal fit. Prevent crossfiring and prolong spark plug wire life.

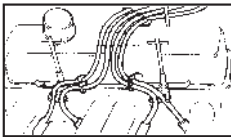


PART	QTY.
1 Wire Loom	2
2 Wire Loom	2
3 Wire Loom	2
4 Wire Loom	2
Chrome Brackets	2

DESCRIPTION	COLOR	WIRE SIZE COMPATIBILITY	PART #
UNIVERSAL Wire Loom Set	BLACK	7, 8 & 9mm	9517

"RACE CAR" WIRE LOOM SETS


Keep your wires up and out of heat's way on your Small-Block Chevy engine build.



PART	QTY.
2 Wire Loom	8
Chrome Brackets	4
2 Wire Dividers	4

DESCRIPTION	COLOR	WIRE SIZE COMPATIBILITY	PART #
RACE CAR Wire Loom Set	YELLOW	7, 8 & 9mm	9369
RACE CAR Wire Loom Set	BLUE	7, 8 & 9mm	9370

DELUXE WIRE DIVIDER SET



Durable plastic construction. Prevents crossfiring to help prolong plug wire life.

PART	QTY.
2 Wire Dividers	2
3 Wire Dividers	2
4 Wire Dividers	2

DESCRIPTION	COLOR	WIRE SIZE COMPATIBILITY	PART #
DELUXE Wire Divider Set	BLUE	7, 8 & 9mm	9372

PRO STYLE SEPARATORS



Durable, heat-resistant plastic. Prevent crossfiring and extend wire life. For use with any Trans-Dapt wire loom set.

PART	QTY.
2 Wire Dividers	2
3 Wire Dividers	2
4 Wire Dividers	2
Socket screws	6

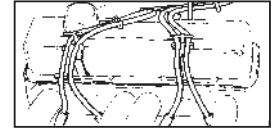
DESCRIPTION	COLOR	WIRE SIZE COMPATIBILITY	PART #
PRO Wire Separators	CHROME	7 to 8.5mm	9576
PRO Wire Separators	BLACK	7 to 8.5mm	9577

DELUXE WIRE LOOM SETS



Efficient styling and great looks add a custom touch. Prevent crossfiring and extend wire life.

PART	QTY.
2 Wire Loom	4
3 Wire Loom	2
Chrome Brackets	4

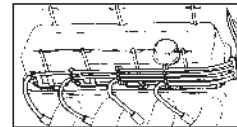



DESCRIPTION	COLOR	WIRE SIZE COMPATIBILITY	PART #
DELUXE Wire Loom Set	BLUE	7, 8 & 9mm	9368
DELUXE Wire Loom Set	RED	7, 8 & 9mm	9650

BIG-BLOCK CHEVY WIRE LOOM SETS

Prevent crossfiring, extend wire life and make your BB Chevy engine compartment look good while doing it.

PART	QTY.
1 Wire Loom	2
2 Wire Loom	2
3 Wire Loom	2
4 Wire Loom	2
Chrome Brackets	8
2 Wire Dividers	2
4 Wire Dividers	2



DESCRIPTION	COLOR	WIRE SIZE COMPATIBILITY	PART #
BIG BLOCK Wire Loom Set	YELLOW	7, 8 & 9mm	8770
BIG BLOCK Wire Loom Set	BLUE	7, 8 & 9mm	8771
BIG BLOCK Wire Loom Set	RED	7, 8 & 9mm	8772

BIG SHOW DEADLINE "LOOMING"?

WE'VE GOT A FULL LINE OF VALVE COVERS & ACCESSORIES TO GET YOUR ENGINE READY!

Turn To Pages 126-133 For a complete Listing.



## VACUUM ADVANCE COVER CHROME



Vacuum advance cover mounts over your factory unit. The GM HEI cap cover snaps over top O.E.M. wire retainer.

DESCRIPTION	PART #
Vacuum Advance Cover Chromed Steel	4973


## ADVANCE CURVE KITS



Trans-Dapt distributor curve kits increase advance at lower RPMs for quicker throttle response. If you have a modified engine, you need this kit.

DESCRIPTION	PART #
Chevy & GM H.E.I. V8 H.E.I. Spring Guide: Copper = Light, Silver = Medium Brown = Heavy	4933*
Ford 65-70	4451*

## DISTRIBUTOR CLAMPS




Trans-Dapt's chrome-plated steel or billet aluminum distributor clamps hold the distributor secure for consistent timing. Chevy competition style is thick with rolled edges. Includes hold down stud.

ENGINE	DESIGN STYLE	MATERIAL	PART #
Chevy V8 '55-02 (Gen 1 SB; Mark IV, Gen V & Gen VI BB)	Custom	Billet Aluminum	4117
	O.E.M.	Chrome	4116
	Competition	Chrome	9126
Ford All	O.E.M.	Chrome	4455
Ford F.E.	Competition	Chrome	4456
Pontiac	O.E.M.	Chrome	4115


## IGNITION COIL BRACKETS CHROME

Trans-Dapt's chrome-plated ignition coil brackets and holders fit most cylinder shaped automotive coils. Easy bolt-on installation.



DESCRIPTION	FINISH	PART #
Coil Bracket and Cover	Chrome	9006
Coil Bracket (only)	Chrome	9648
Stand-Up Style Coil Bracket (only)	Chrome	9366
Ford	Chrome	9365

## STARTER HEAT SHIELD



Extend your engine's starter life by protecting it from heat buildup... especially with the additional heat created by headers.

Made from two aluminum plates sandwiched together with a heat-resistant material between them.

Bolts directly to the starter. Fits stock Chevy V8 & 90° V6. Satin finished aluminum.

DESCRIPTION	PART #
Starter Heat Shield	9796

## LS ENGINE VALVE COVER IGNITION COIL BRACKET



- For Use With #1061, 1062 Or Factory LS Valve Covers
- Compatible With FAST #30386-8 GM #12558948 Or ACDelco D580 Coils
- CNC Machined 6061-T6 Aluminum



DESCRIPTION	PART #
Billet Aluminum LS Coil Bracket Set (includes one pair with hardware)	1100

## SPARK PLUG WIRE BOOT PROTECTORS

Spark plug boot protectors slide over the spark plug boots for excellent protection against heat. Great for use with or without headers! Each sleeve is made of an ultra-high-temp resistant fiberglass material that can withstand temperatures up to 1200°F. They are non-reactive to petroleum products and water resistant. Perfect for motorhomes, street rods, cars, trucks and boats. Available in silver.



DESCRIPTION	LENGTH	QUANTITY	PART #
Universal Fit Spark Plug Wire Boot Protectors	6"	4	8815

GM COLUMN KITS  
ALUMINUM

7598 & 7597 billet aluminum dress-up kits fit most GM truck & car columns. 3-piece set includes turn signal, tilt wheel lever and emergency flasher knobs.



DESCRIPTION	FINISH	PART #
'64-67 GM Column Kit	Polished	7598
'65-86 GM Column Kit	Polished	7597

GM COLUMN SHIFT LEVER  
ALUMINUM



Trans-Dapt's billet aluminum column shift lever fits most GM trucks and car steering columns up to 1999. Solid, fully polished aluminum construction.

DESCRIPTION	FINISH	PART #
Column Shift Lever- GM Cars & Trucks up to 1995-up	Polished Aluminum	8963
Column Shift Lever- GM Cars & Trucks 1967-94	Polished Aluminum	8973

HEADLIGHT  
HALF SHIELDS

Chrome-plated steel.  
Easy Bolt-on installation.



DESCRIPTION	SHAPE	DIMENSIONS	PART #
Headlight Shield	Round	5-3/4"	9511
Headlight Shield	Round	7-1/2"	9512
Headlight Shield	Rectangular	4" x 6"	9690

LICENSE PLATE FRAMES

Every car needs a license plate, and every license plate needs a clean plate frame to finish it off and make it worthy of your ride. Available with a stealthy black or shiny chrome finish. Chrome plates are available with or without light.



DESCRIPTION	FINISH	MOUNTING HOLES	PART #
Deluxe Frame WITH Light	Chrome	4	6967
Deluxe Frame WITHOUT light	Chrome	4	6966
Stamped Frame WITHOUT light	Black	2	9798
Replacement Light	-	-	6956

SHIFTER BOOTS & PISTON SHIFT KNOB



Heavy rubber shift boots are great for muscle cars, trucks & hot rods. Chrome-plated steel frame and mounting screws are included.

DESCRIPTION	DIMENSIONS	PART #
Shifter Boot with Chrome Ring	5-5/8" x 6-3/4"	9630
Shifter Boot with Chrome Ring	7-7/8" x 9"	9631
PISTON Shaped Shifter Knob - Chrome		9312

10,000 LB. CAPACITY  
TOW HOOKS



Trans-Dapt tow hooks are a must for any 4x4 or SUV.

DESCRIPTION	FINISH	PART #
Chrome Tow Hook	Chrome	9146

CUSTOM MIRRORS

6975 & 8974 mirrors mount directly to the factory windshield mount. Mirror #6652 mounts to the drip rails or door frame.



DESCRIPTION	MATERIAL	PART #
Rear View Mirror	Polished Aluminum	8974
Day/Night Rear View Mirror	Chrome	6975
Peep Mirror 3"	Chrome	6976
Peep Mirror	Stainless Steel	6652

TRUCK CAB HANDLES  
CHROME



1" diameter mandrel bent chrome-plated cab handles are 12" long. Mounting hardware included. For full- and mid-size trucks.

DESCRIPTION	QUANTITY	PART #
Cab Handles	1 Pair	9700

STAKE POCKET COVERS



Cover unsightly stake pocket holes on your 88-99 Chevy/GMC full-size pickup bed for a clean look. Made of ABS plastic, so there is no worry about rust. Ready to paint. Snap-in installation. Fits 1-3/8" X 2" pocket.

DESCRIPTION	QUANTITY	PART #
Truck Bed Stake Pocket Covers	4	8794
Truck Bed Stake Pocket Covers	6	8795

# BILLET WHEEL ADAPTERS & SPACERS

## WHEEL ADAPTERS & SPACERS

### BILLET ALUMINUM

These billet aluminum wheel spacers and adapters have become our best selling wheel spacers. Their solid billet aluminum construction, chamfered edges and reliable pressed-in lugs ensure that they are durable enough for use on off-road, truck, SUV and competition race applications.

- Durable, Lightweight 6061-T6 Aircraft Aluminum
- Heavy-Duty Design For Trucks, SUVs And Competition Race Vehicles
- Factory Installed Press-In Studs With Zinc-Plated Open-End Lug Nuts
- Available In 4, 5 And 6-Lug Models



NUMBER OF LUGS	ADAPTER/SPACER	VEHICLE HUB BOLT DIAMETER	WHEEL/RIM BOLT DIAMETER	OVERALL DIAMETER	STUD SIZE	THICKNESS	CENTER HOLE DIAMETER	PART #
4-Lug	Adapter	100mm	4.5"	6.25"	12mm x 1.5	1-1/4"	74mm	3601
4-Lug	Adapter	4.25"	100mm	6.25"	12mm x 1.5	1-1/4"	74mm	3602
4-Lug	Adapter	4.5"	100mm	6.25"	12mm x 1.5	1-1/4"	74mm	3603
4-Lug	Spacer	100mm	100mm	6.25"	12mm x 1.5	1-1/4"	74mm	3600
5-Lug	Adapter	100mm	4.5"	7"	12mm x 1.5	1-1/4"	74mm	3604
5-Lug	Adapter	135mm	4.5"	7"	12mm x 1.5	1-1/4"	87.1mm	3605
5-Lug	Adapter	135mm	4.75"	7"	12mm x 1.5	1-1/4"	87.1mm	3619
5-Lug	Adapter	135mm	5"	7"	12mm x 1.5	1-1/4"	87.1mm	3620
5-Lug	Adapter	4.25"	4.5"	7"	12mm x 1.5	1-1/4"	74mm	3606
5-Lug	Adapter	4.5"	4.75"	7"	12mm x 1.5	1-1/4"	74mm	3608
5-Lug	Adapter	4.5"	5"	7"	12mm x 1.5	1-1/4"	74mm	3609
5-Lug	Adapter	4.75"	135mm	7"	12mm x 1.5	1-1/4"	87.1mm	3621
5-Lug	Adapter	4.75"	4.5"	7"	12mm x 1.5	1-1/4"	74mm	3610
5-Lug	Adapter	4.75"	5"	7"	12mm x 1.5	1-1/4"	78mm	3612
5-Lug	Adapter	5"	135mm	7"	12mm x 1.5	1-1/4"	108mm	3622
5-Lug	Adapter	5"	4.5"	7"	12mm x 1.5	1-1/4"	78mm	3613
5-Lug	Adapter	5"	4.75"	7"	12mm x 1.5	1-1/4"	78mm	3614
5-Lug	Adapter	5.5"	4.5"	7"	12mm x 1.5	1-1/4"	78mm	3616
5-Lug	Adapter	5.5"	4.75"	7"	12mm x 1.5	1-1/4"	78mm	3617
5-Lug	Spacer	4.5"	4.5"	6.5"	1/2-20	1"	74mm	3624
5-Lug	Spacer	4.5"	4.5"	7"	12mm x 1.5	1-1/4"	74mm	3607
5-Lug	Spacer	4.75"	4.75"	6.5"	12mm x 1.5	1"	74mm	3625
5-Lug	Spacer	4.75"	4.75"	7"	12mm x 1.5	1-1/4"	74mm	3611
5-Lug	Spacer	5"	5"	7"	12mm x 1.5	1-1/4"	78mm	3615
5-Lug	Spacer	5.5"	5.5"	7"	12mm x 1.5	1-1/4"	87.1mm	3623
6-Lug	Spacer	5.5"	5.5"	7"	12mm x 1.5	1-1/4"	108mm	3626
6-Lug	Spacer	5.5"	5.5"	7"	14mm x 1.5	1-1/4"	108mm	3618
6-Lug	Spacer	5.5"	5.5"	7"	12mm x 1.5	1-1/2"	108mm	3627
6-Lug	Spacer	5.5"	5.5"	7"	14mm x 1.5	1-1/2"	108mm	3628

## HUBCENTRIC WHEEL SPACERS FOR JEEPS BLACK ANODIZED BILLET ALUMINUM

Heavy-duty design specifically for Jeep applications. Durable, lightweight 6061-T6 aircraft aluminum. Factory installed press-in studs with zinc-plated open-end lug nuts. All 1" thick billet aluminum. Extra brake clearance for custom wheels. Black anodized finish. Sold in pairs.



NUMBER OF LUGS	ADAPTER/SPACER	VEHICLE HUB BOLT DIAMETER	WHEEL/RIM BOLT DIAMETER	OVERALL DIAMETER	STUD SIZE	THICKNESS	CENTER HOLE DIAMETER	PART #
----------------	----------------	---------------------------	-------------------------	------------------	-----------	-----------	----------------------	--------

WRANGLER 80-06, CHEROKEE 80-UP, GRAND CHEROKEE 93-98, COMANCHEE CHIEF 80-93

5-Lug	Spacer	114.3mm	114.3mm	6.5"	1/2-20	1-1/4"	71.5mm	3629
5-Lug	Spacer	127mm	127mm	6.5"	1/2-20	1-1/4"	71.5mm	3630

## WHEEL ADAPTERS CAST ALUMINUM

These adapters cover most 5-bolt wheel adaptations from 4" to 5½" bolt circles. 1" thick aluminum castings with zinc-plated, heat-treated studs. Sold in pairs.

Improper installation or misuse of wheel adapters can lead to catastrophic failure and loss of vehicle control. See bottom of this page for warnings and correct torque specifications



♥7068 discontinued when current inventory is depleted.

WHEEL 5-HOLE BOLT CIRCLE			
	4½" X ½" RH LUG	4¾" X 7/16" RH LUG	5" X ½" RH LUG
5 ON 4"	7066		7068 ♥
5 ON 4-1/2"	7069	7070	7071
5 ON 4-3/4"	7069	7070	7071
5 ON 5"	7072		

CAR HUB 5-HOLE BOLT CIRCLE

NOTE: Part #7069, 7070 & 7071 are slotted to fit both 5 on 4½" & 5 on 4¾" hubs.

## WHEEL LUG NUTS CHROME


Trans-Dapt's chrome acorn-style lug nuts are available in 60° seat acorn style or mag wheel style. Sold in sets of 5.

Height: 1.56"  
Diameter: .684"  
Shank length: .80"



LUG THREAD SIZE	THICKNESS	THREAD TYPE	QUANTITY PER SET	PART #
1/2"-20	ACORN	Right Hand Thread	5	7002
1/2"-20	MAG	Right Hand Thread	5	7008
7/16"-20	MAG	Right Hand Thread	5	7006
7/16"-20	ACORN	Right Hand Thread	5	7000

## DISC BRAKE SPACERS CAST ALUMINUM



These universal wheel spacers are helpful in gaining sufficient disc brake clearance for the use on custom wheels. Die-cast aluminum construction. Sold in pairs.

NO. OF LUGS	BOLT PATTERN DIAMETER	THICKNESS	NOTES	PART #
4-Lug	4 x 110mm; 4 x 4.25"; 4 x 4.5"	1/4"		7106
5-Lug	5 x 4.50"; 5 x 4.75"; 5 x 5.00"	1/4"	6-1/2" Outer Diameter	4082
5-Lug/ 6-Lug	5 x 135mm; 5 x 5.50" 6 x 135mm; 6 x 5.50"	1/4"	Fits 9/16" or 5/8" Studs	7107
8-Lug	8 x 6.50"; 8 x 170mm	1/4"		7108

## VALVE STEMS & CAPS CHROME

The proof is in the details, and Trans-Dapt's chrome valve stems and caps show your attention to the details. #4108 stems have a low profile that is ideal for chrome or alloy wheels. Sold in sets of 4.



LUG THREAD SIZE	LENGTH	QUANTITY PER SET	PART #
Chrome Steel Valve Stems - LOW PROFILE	1"	4	4108
Chrome Steel & Rubber Valve Stems	1-1/4"	4	7119
Chrome Valve Stem Caps - HEX Shaped		4	7117

## WHEEL SPACERS reference guide & TORQUE

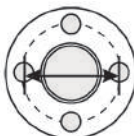
### WARNINGS!

**CAST WHEEL SPACERS & ADAPTERS** are for passenger car use only. WARRANTY IS VOID if used on SUVs, pickups, vans, station wagons, competition, off-road vehicles, trailers or front wheel drive vehicles. Do not use on wheels over 16" or with low-profile tires (55 series and lower).

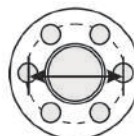
### ALL WHEEL SPACERS & ADAPTERS

- NEVER use an impact wrench
- NEVER use more than one adapter or spacer per wheel
- NEVER use if offset is more than 1".

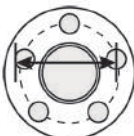
### BOLT CIRCLE MEASURING GUIDE



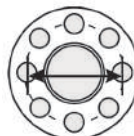
**4-LUG**  
Middle of two holes directly across from one another.



**6-LUG**  
Middle of two holes directly across from one another.



**5-LUG**  
Back of hole to the center of the second bolt hole.



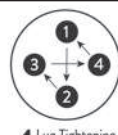
**8-LUG**  
Middle of two holes directly across from one another.

### METRIC CONVERSION

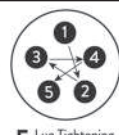
Inches	Millimeters
4"	100mm
4½"	114.3mm
4¾"	120.65mm
5"	127mm
5½"	139mm

### TORQUE TECH TIPS

LUG SIZE	7/16"	1/2"	12MM	14MM
TORQUE (FT. LBS.)	70-75	80-85	75-80	85-90



4 Lug Tightening Pattern



5 Lug Tightening Pattern



6 Lug Tightening Pattern



8 Lug Tightening Pattern

STICKERS

The following heavy-duty vinyl contingency stickers are under 36 square inches and meet contingency sticker requirements for most major race sanctioning bodies.

HEDMAN HEDDERS  
CONTINGENCY STICKER



10.50" x 3.375"

20390

TRANS-DAPT PERFORMANCE PRODUCTS  
CONTINGENCY STICKER



9.75" x 3.625"

11296

HEDMAN HEDDERS  
CONTINGENCY STICKER



11.75" x 3"

10600

HP GROUP ALL-BRAND  
STICKER SHEET



9" x 4"  
Overall Size

20263

THE LEGENDARY SAAPE  
WINDOW STICKERS



6.375" x 5.50"


10204

EVENT BANNERS

Hedman Hedderson and Trans-Dapt Performance Products event banners are now manufactured using a lightweight, wind resistant polyester fabric. Both banners measure 2ft. x 5ft., and are fitted with metal grommets to allow for easy hanging and resist tearing from wind.



GOOD LOOKING  
FABRIC CONSTRUCTION!



60" x 24"

20680



60" x 24"

10597

DESCRIPTION	PART #
<b>EVENT BANNERS</b>	
HEDMAN HEDDERS Event Banner 24" x 60"	20680
TRANS-DAPT PERFORMANCE PRODUCTS Event Banner 24" x 60"	10597
<b>STICKERS</b>	
HAMBURGER'S PERFORMANCE PRODUCTS Contingency Race Decal	10600
HEDMAN HEDDERS Contingency Race Decal	20390
SAAPE Window Decals; Two stickers Per Sheet	10204
TRANS-DAPT PERFORMANCE PRODUCTS Contingency Race Decal	11296
HP GROUP All Brand Logo Sticker Sheet	20263

HEDMAN HEDDERS / BIGFOOT  
WALL PENNANT

BIGFOOT is the original monster truck. The one that started the entire monster truck phenomenon. From the start, BIGFOOT has trusted Hedman Hedderson to fit their entire fleet of trucks with quality, reliable headers that can take the beating a performance engine can dish out. This limited edition pennant that will only be available while supplies last.



15.50" x 6.50"  
(20" long with ties)

DESCRIPTION	PART #
Hedman Hedderson / BIGFOOT™ Collectible Wall Pennant	20685

HEDMAN PERFORMANCE GROUP  
RETAIL TAKE-ONE FLYER

The Hedman Performance Group consists of four brands that offer thousands of parts in dozens of product categories. This full color, 8 panel, P.O.P. take-one flyer breaks down the HP Group product line and highlights the most important, and most popular product available from Hedman Hedderson, Trans-Dapt Performance, Hamburger's Performance & Hedman Husler Race Hedderson.



603002

DESCRIPTION	PART #
Hedman Performance Group Take-One Product Brochure	603002
Take-One Product Brochure Counter Top Holder	603003