



BE ORIGINAL

TRUCK LIGHTING AND
EXTERIOR ACCESSORIES



PETERBILT

KENWORTH

FREIGHTLINER

VOLVO

INTERNATIONAL

MACK

WESTERN STAR



2016 TRUX'S SHOW TRUCK

OUR MISSION

TruX Accessories' mission is to provide retailers and owner operators with high quality, exciting, innovative products. As the leader in exterior accessories, we will always strive to offer excellence and knowledge on the latest technological advancements and trends.

RECENT SHOW TRUCKS

2012: 4 STATES - KENWORTH W900L

2013: ELIZABETH TRUCK CENTER - PETERBILT 379

2014: BOB'S CHOME ZONE - PETERBILT 379

2015: TEXAS CHROME SHOP - KENWORTH W900L



TABLE OF CONTENTS

HEADLIGHTS 1

VOLVO VNL HEADLIGHT ASSEMBLIES	3-4
FREIGHTLINER CENTURY HEADLIGHT ASSEMBLIES	5-6
4" X 6" LED HEADLIGHTS	7-8
ROUND LED HEADLIGHTS	9-11
5" X 7" LED HEADLIGHTS	12

WORK LAMPS 13

ROUND LED WORK LAMPS	15-16
SQUARE LED WORK LAMPS	17-18
OVAL LED WORK LAMPS	19-20
RECTANGLE LED WORK LAMPS	21-22
2.25" MINI HIGH POWERED SQUARE LED WORK LAMP	23
SURFACE MOUNT HIGH POWERED LED WORK LAMP	23
LED GROMMET MOUNT WORK LAMP	24
PAR 4411 REPLACEMENT WORK LAMP	25
LED WORK LIGHT BARS	26-28

DUAL REVOLUTION LEDs 29

RED TO WHITE DUAL REVOLUTION LEDs	31-34
BLUE DUAL REVOLUTION LEDs	35-42
PURPLE DUAL REVOLUTION LEDs	43-46
DUAL REVOLUTION LEDs	47-50

STANDARD LED LIGHTING 51

4" ROUND LEDs	53-54
OVAL LEDs	55
2" ROUND LEDs	56
2.5" ROUND LEDs	57
GENERATION MARKER LEDs	58-59
UNIVERSAL HEADLIGHT BEZELS	60
MINI BUTTON / MINI OVAL LEDs	61
CAB ROOF LEDs	62
INFINITY LEDs	63
EXTERIOR THIN LEDs	64
DOUBLE BULLSEYE LEDs	64
TRAILER LEDs	65-66
FREIGHTLINER TURN SIGNAL LEDs	66
OVAL HUMP LEDs	66
SLIM LINE MARKER LEDs	67-68
PETERBILT LEDs	69
OVAL SEQUENTIAL ARROW LEDs	69
SQUARE LEDs	70
LED LIGHT STRIPS	70
FREIGHTLINER LEDs	70
DOUBLE FACE FENDER LEDs	71-72
INTERIOR CEILING LEDs	73

AUXILIARY LEDs	74
COURTESY LEDs	74
UTILITY & LICENSE PLATE LEDs	74
AIR CLEANER STAR LEDs	75
EMBLEM LEDs	75
UNDERMOUNT LED STRIPS	76
REPLACEMENT BULB LEDs	76-77

LIGHT ACCESSORIES 79

ROUND BEZELS	81-82
MOUNTING BASES	82
OVAL BEZELS	83
SQUARE BEZEL	83
PIGTAIL WIRE HARNESS	84
GROMMETS	85
UNIVERSAL INSTALLATION KITS	86
SPLIT LOOM	86
WIRE TIES	87
BUTT CONNECTORS	87
LOAD RESISTOR	88
LED STROBE FLASHER	88
AUTOMOTIVE DUPLEX WIRE	88

UNIVERSAL ACCESSORIES 89

WHEEL ACCESSORY KITS	91-92
ABS CHROME PLASTIC AXLE COVER KITS	93-94
LUG NUT COVERS & TOOLS	95
FRONT / REAR HUB CAPS	96
MUD FLAP HANGER LIGHT BARS	97-101
MUD FLAP HANGER REPLACEMENT SPRINGS	101
MUD FLAP HANGERS	101-102
MUD FLAP WEIGHTS	103
ANTI SAIL BRACKETS	103
MUD FLAP HANGER ACCESSORIES	104
REAR CENTER PANELS	105-110
UNIVERSAL TRAILER BOXES	111
UNIVERSAL MIRRORS & ACCESSORIES	112-114
TRAIN HORNS	115
LICENSE PLATE HOLDER	115
5TH WHEEL PULLER	115
BOOT BRUSHES	116
DOOR HANDLE COVERS	116

FENDERS 117

QUARTER FENDERS	119-122
HALF FENDERS	123-126
SINGLE AXLE FENDERS	127-128

TABLE OF CONTENTS

FULL FENDERS	129-130	HOOD LATCH GUARD	192
POLY FENDER KITS	131-132	EXTERIOR TRIMS	192-193
POLY FENDER MOUNTING KITS	133	AIR CLEANER LIGHT BARS & ACCESSORIES	194-198
STAINLESS, ALUMINUM, GALVANIZED FENDER MOUNTING KITS	134	LOWER HOOD PANELS	198
360° MOUNTING BRACKETS & KITS	135	COWL PANELS	199-202
FENDER ACCESSORIES	136-138	CAB PANELS	203-205
		SLEEPER PANELS	206-208
		SLEEPER EXTENSION PANELS	209-210
EXHAUST	139		
90° ELBOW KITS (6"- 7" - 8"- 10" DIAMETER)	141-146	PETERBILT 386	211
58° ELBOW KITS (6"- 7" - 8" DIAMETER)	147-150	SUNVISORS	211
TOP STACKS	151	FRONT FENDER TRIM	212
MIDDLE SPOOLS	152	HOODSHIELD BUG DEFLECTORS	212
ELBOWS	153-154	FRESH AIR INTAKE COVERS	212
EXHAUST ACCESSORIES	154-155	386 CAB & SLEEPER KIT REFERENCE GUIDE	213-214
SHORT TOP STACKS	156-158		
		PETERBILT 379 / 386/ 388 /389	215
PETERBILT 379	159	EXTERIOR TRIMS	215-219
SUNVISORS	161-163	TRAILER SERVICE BOX	217
GRILLS	164	REAR SLEEPER SHOCK COVER	219
HOODSHIELD BUG DEFLECTORS	164		
SIDE GRILL DEFLECTORS	165	PETERBILT 587	220
HEADLIGHT VISOR	165	CAB, SLEEPER & EXTENSION KITS	220
AIR CLEANER LIGHT BARS & ACCESSORIES	166-172	FENDER CLEARANCE INDICATOR LIGHT ACCENT	220
6" CAB & SLEEPER KITS	173	WIPER ARM COVERS	220
6" COWL & CAB PANELS	174	SUNVISOR	221
6" SLEEPER PANELS	174-175	BATTERY / TOOL BOX COVERS	221
9" CAB & SLEEPER KITS	176	HOODSHIELD BUG DEFLECTORS	221
9" COWL & CAB PANELS	177	EXTERIOR TRIMS	222
9" SLEEPER PANELS	177		
EXTRA WIDE COWL PANELS	178	PETERBILT 579	223
HOOD EXTENSION	178	SUNVISORS	223
CAB PANELS	179	GRILL SURROUND	223
SLEEPER PANELS	180-182	HOODSHIELD BUG DEFLECTORS	223
SLEEPER EXTENSION PANELS	183-184	EXTERIOR TRIMS	223-226
FENDER GUARDS	185	579 CAB & SLEEPER KIT REFERENCE GUIDE	227-228
HOOD LATCH GUARDS	186		
FRONT FENDER TRIMS	186	PETERBILT 387	229
DOOR WINDOW SHADES	186	SUNVISOR	229
BATTERY / TOOL BOX PANELS	187	HOODSHIELD BUG DEFLECTORS	229
TRAILER SERVICE BOX	187	EXTERIOR TRIMS	229
		CAB, SLEEPER & EXTENSION PANEL KIT	230
PETERBILT 389	188	SCUFF PANEL	231
SUNVISORS	189-191	BATTERY / TOOL BOX PANELS	231
HOODSHIELD BUG DEFLECTORS	192	BUMPER BARS	232
FENDER GUARD	192		
FRONT FENDER TRIM	192		
BATTERY / TOOL BOX PANELS	192		

TABLE OF CONTENTS

PETERBILT 365 / 367	233
HOODSHIELD BUG DEFLECTORS	233
FENDER GUARDS	233

PETERBILT 367 / 357	234
CAB PANELS	234
COWL PANEL	234
HOODSHIELD BUG DEFLECTOR	234
FENDER GUARD	234

PETERBILT MEDIUM DUTY	235
HOODSHIELD BUG DEFLECTORS	235

KENWORTH W900L / W900B	237
SUNVISORS	239-240
LOUVERED GRILLS	241
HOODSHIELD BUG DEFLECTORS	241
EXTERIOR TRIMS	241-243
AIR CLEANER LIGHT BARS	244-250
HOOD BATTERY BOX FILLER PANEL	251
LOWER HOOD PANELS	251
CAB PANELS	252-253
SLEEPER PANELS	254-260

KENWORTH T660	261
SUNVISOR	261
HOODSHIELD BUG DEFLECTORS	261
EXTERIOR TRIMS	261-263
SCUFF PLATES	263
T660 CAB & SLEEPER KIT REFERENCE GUIDE	264

KENWORTH T680	265
HOODSHIELD BUG DEFLECTORS	265
EXTERIOR TRIMS	265-267
SUNVISORS	267
T680 CAB & SLEEPER KIT REFERENCE GUIDE	268

KENWORTH T600	269
HOODSHIELD BUG DEFLECTOR	269
EXTERIOR TRIMS	269

KENWORTH T800	270
SUNVISORS	270-272
HOODSHIELD BUG DEFLECTORS	273
REAR WINDOW VISOR	273
EXTERIOR TRIMS	273-275

CAB PANELS	275
SLEEPER PANELS	276-277

KENWORTH T2000	278
HOODSHIELD BUG DEFLECTORS	278
EXTERIOR TRIMS	278

KENWORTH T700	279
HOODSHIELD BUG DEFLECTOR	279
EXTERIOR TRIMS	279-281
CAB & SLEEPER WITH EXTENSION KITS	281

KENWORTH MEDIUM DUTY	282
SUNVISOR	283
HOODSHIELD BUG DEFLECTOR	283
EXTERIOR TRIMS	283-284
CAB PANELS	284-285
COWL PANELS	284-285

KENWORTH UNIVERSAL	286
EXTERIOR TRIMS	286-288
TRAILER SERVICE BOX & BATTERY TOOL BOX COVERS	288-290

FREIGHTLINER CASCADIA	291
SUNVISORS	293
SUNVISOR TRIM	293
HOODSHIELD BUG DEFLECTOR	293
BATTERY / TOOL BOX / STEP COVER	294
EXTERIOR TRIMS	294-295
CAB PANELS	296
SLEEPER PANELS	297-298

FREIGHTLINER CENTURY/ COLUMBIA/ CORONADO	299
SUNVISOR INSERTS	299
EXTERIOR TRIMS	299-300
HOODSHIELD BUG DEFLECTORS	300
GRILLS	300
FRONT FAIRING PANELS	300
SUNVISORS	301-302

FREIGHTLINER COLUMBIA	303
HOODSHIELD BUG DEFLECTORS	303
EXTERIOR TRIMS	303-304
CAB, SLEEPER & EXTENSION PANEL KIT	305-306

FREIGHTLINER CORONADO	307
------------------------------	------------

TABLE OF CONTENTS

SUNVISOR TRIMS	307	GRILL KIT	351
HOODSHIELD BUG DEFLECTORS	307	EXTERIOR TRIMS	351-352
SIDE GRILL DEFLECTOR	307	AIR CLEANER LIGHT BARS	353
EXTERIOR TRIMS	308-309		
BATTERY BOX COVER	309		
FREIGHTLINER CLASSIC/ FLD120/ FLD112	310	INTERNATIONAL 4000 SERIES	354
SUNVISORS	311-313	SUNVISORS	354
EXTERIOR TRIMS	313-316	HOODSHIELD BUG DEFLECTORS	355
HOODSHIELD BUG DEFLECTORS	314	BUMPER LIGHT BARS	355
GRILLS	316		
BATTERY & TOOL BOX PANEL	316	INTERNATIONAL MEDIUM DUTY	356
AIR CLEANER LIGHT BARS	317-318	HOODSHIELD BUG DEFLECTORS	356
COWL PANELS	319		
CAB PANELS	319-320	MACK	357
SLEEPER PANELS	321	SUNVISORS	359
EXTENSION PANELS	321-322	WIPER ARM COVERS	359
		HOODSHIELD BUG DEFLECTORS	360-361
FREIGHTLINER BUSINESS CLASS	323	EXTERIOR TRIMS	361-366
SUNVISORS	323	WINDOW VISOR	366
HOODSHIELD BUG DEFLECTORS	323	DOOR KICK PLATE TRIMS	367
AIR INTAKE GRILLS	324	WINDOW DEFLECTOR	367
		MUD FLAP WEIGHT	367
VOLVO	325	AIR CLEANER LIGHT BARS	368
SUNVISORS	327	CAB PANELS	368-371
SUNVISOR TRIMS	328	SLEEPER PANELS	371
HOODSHIELD BUG DEFLECTORS	328	EXTENSION PANELS	372
EXTERIOR TRIMS	328-331		
FAIRING PLATES	332-334	WESTERN STAR	373
CAB & SLEEPER KITS	335	SUNVISORS	375
		HOODSHIELD BUG DEFLECTORS	375
INTERNATIONAL PROSTAR	337	GRILLS	375-376
SUNVISORS	339	EXTERIOR TRIMS	376-378
HOODSHIELD BUG DEFLECTORS	339	BATTERY BOX & STEP COVERS	378
EXTERIOR TRIMS	340-343		
CAB PANELS	344	SELLING TOOLS	379
SLEEPER PANELS	345	INFORMATION FLYERS	381-382
		LED DISPLAYS	383-384
INTERNATIONAL LONESTAR	346	MINI BATTERY PACK	385
SUNVISORS	346	STAINLESS STEEL DISPLAYS	385
HOODSHIELD BUG DEFLECTORS	346	TRUX CATALOG	386
EXTERIOR TRIMS	346-348	TRUX CD	386
BUMPER LIGHT BARS	347	COUNTER MATS	386
		POSTERS	387-388
INTERNATIONAL 9000 SERIES	349	SLOT WALL ACCESSORIES	388-389
SUNVISORS	349-350	OUTSIDE SALESMAN KIT	390
HOODSHIELD BUG DEFLECTORS	350	MRD DISPLAY	391-392
		TRUX CUSTOM DISPLAYS	393-394
		TRUX GEAR	395





LED
HEADLIGHTS

HEADLIGHTS

VOLVO VNL LED HEADLIGHT ASSEMBLY

LED PROJECTOR CHROME



TLED-H17 \ TLED-H18



WHITE MARKER LED
(FUNCTION 1)



AMBER TURN SIGNAL LED
(FUNCTION 2)

D.O.T. COMPLIANT

PART NO.	DESCRIPTION						
TLED-H17	Volvo VNL LED Projector Chrome Headlight Assembly- Driver						
TLED-H18	Volvo VNL LED Projector Chrome Headlight Assembly- Passenger						
PARKING LED DIODE COUNT	18	PARKING (W / A)	0.6W / 0.57A	HIGH BEAM (V/A)	12.8v / 0.72A	WIRE GAUGE	18AWG
TURN LED DIODE COUNT	18	TURN (W / A)	1W / 0.54A	LOW BEAM (V/A)	12.8v / 1.41A	LENS & BASE MATERIAL	LENS: PC / BASE: PP

LED PROJECTOR BLACK



TLED-H19 \ TLED-H20



WHITE MARKER LED
(FUNCTION 1)



AMBER TURN SIGNAL LED
(FUNCTION 2)

D.O.T. COMPLIANT

PART NO.	DESCRIPTION						
TLED-H19	Volvo VNL LED Projector Black Headlight Assembly- Driver						
TLED-H20	Volvo VNL LED Projector Black Headlight Assembly- Passenger						
PARKING LED DIODE COUNT	18	PARKING (W / A)	0.6W / 0.57A	HIGH BEAM (V/A)	12.8v / 0.72A	WIRE GAUGE	18AWG
TURN LED DIODE COUNT	18	TURN (W / A)	1W / 0.54A	LOW BEAM (V/A)	12.8v / 1.41A	LENS & BASE MATERIAL	LENS: PC / BASE: PP

VOLVO VNL HEADLIGHT ASSEMBLY WITH LED

HALOGEN PROJECTOR CHROME



WHITE MARKER LED
(FUNCTION 1)



AMBER TURN SIGNAL LED
(FUNCTION 2)



TLED-H45 / TLED-H46

D.O.T. COMPLIANT

PART NO.	DESCRIPTION						
TLED-H45	Volvo VNL Halogen Projector Chrome Headlight Assembly with LED - Driver						
TLED-H46	Volvo VNL LED Projector Chrome Headlight Assembly with LED - Passenger						
PARKING LED DIODE COUNT	18	PARKING (W / A)	0.6W / 0.57A	HIGH BEAM (V/A)	12.8v / 4.71A	WIRE GAUGE	18AWG
TURN LED DIODE COUNT	18	TURN (W / A)	1W / 0.54A	LOW BEAM (V/A)	12.8v / 4.08A	LENS & BASE MATERIAL	LENS: PC / BASE: PP

HALOGEN PROJECTOR BLACK



WHITE MARKER LED
(FUNCTION 1)



AMBER TURN SIGNAL LED
(FUNCTION 2)



TLED-H54 / TLED-H55

D.O.T. COMPLIANT

PART NO.	DESCRIPTION						
TLED-H54	Volvo VNL Halogen Projector Black Headlight Assembly with LED - Driver						
TLED-H55	Volvo VNL LED Projector Black Headlight Assembly with LED - Passenger						
PARKING LED DIODE COUNT	18	PARKING (W / A)	0.6W / 0.57A	HIGH BEAM (V/A)	12.8v / 4.71A	WIRE GAUGE	18AWG
TURN LED DIODE COUNT	18	TURN (W / A)	1W / 0.54A	LOW BEAM (V/A)	12.8v / 4.08A	LENS & BASE MATERIAL	LENS: PC / BASE: PP

HEADLIGHTS

FREIGHTLINER CENTURY LED HEADLIGHT ASSEMBLY

LED PROJECTOR CHROME



TLED-H49 / TLED-H50



WHITE MARKER LED
(FUNCTION 1)



AMBER TURN SIGNAL LED
(FUNCTION 2)

D.O.T. COMPLIANT

PART NO.	DESCRIPTION	
TLED-H49	Freightliner Century LED Projector Chrome Headlight Assembly- Driver	
TLED-H50	Freightliner Century LED Projector Chrome Headlight Assembly - Passenger	

HIGH BEAM LED DIODE COUNT	1	TURN LED DIODE COUNT	22	LOW BEAM (W / A)	13.5W / 1.40A	SIDE MARKER (W / A)	0.1W / 0.03A
LOW BEAM LED DIODE COUNT	1	SIDE MARKER LED DIODE COUNT	4	PARKING (W / A)	0.4W / 0.30A	WIRE GAUGE	18AWG
PARKING LED DIODE COUNT	22	HIGH BEAM (W / A)	7.5W / 0.76A	TURN (W / A)	0.4W / 1.05A	LENS & BASE MATERIAL	LENS: PC / BASE: PP

LED PROJECTOR BLACK



TLED-H57 / TLED-H58



WHITE MARKER LED
(FUNCTION 1)



AMBER TURN SIGNAL LED
(FUNCTION 2)

D.O.T. COMPLIANT

PART NO.	DESCRIPTION	
TLED-H57	Freightliner Century LED Projector Black Headlight Assembly- Driver	
TLED-H58	Freightliner Century LED Projector Black Headlight Assembly - Passenger	

HIGH BEAM LED DIODE COUNT	1	TURN LED DIODE COUNT	22	LOW BEAM (W / A)	13.5W / 1.40A	SIDE MARKER (W / A)	0.1W / 0.03A
LOW BEAM LED DIODE COUNT	1	SIDE MARKER LED DIODE COUNT	4	PARKING (W / A)	0.4W / 0.30A	WIRE GAUGE	18AWG
PARKING LED DIODE COUNT	22	HIGH BEAM (W / A)	7.5W / 0.76A	TURN (W / A)	0.4W / 1.05A	LENS & BASE MATERIAL	LENS: PC / BASE: PP

FREIGHTLINER CENTURY HEADLIGHT ASSEMBLY WITH LED

HALOGEN PROJECTOR CHROME



WHITE MARKER LED
(FUNCTION 1)

AMBER TURN SIGNAL LED
(FUNCTION 2)

TLED-H13 \ TLED-H14

D.O.T. COMPLIANT

PART NO.	DESCRIPTION						
TLED-H13	Freightliner Century Halogen Projector Chrome Headlight Assembly with LED - Driver						
TLED-H14	Freightliner Century Halogen Projector Chrome Headlight Assembly with LED - Passenger						
PARKING LED DIODE COUNT	22	HIGH BEAM (A)	4.3A	TURN (W / A)	0.4W /1000mA	WIRE GAUGE	18AWG
TURN LED DIODE COUNT	22	LOW BEAM (A)	4.19A	SIDE MARKER (W)	0.1W	LENS & BASE MATERIAL	LENS: PC / BASE: PP
SIDE MARKER LED DIODE COUNT	4	PARKING (W / A)	0.4W /430mA				

HALOGEN PROJECTOR BLACK



WHITE MARKER LED
(FUNCTION 1)

AMBER TURN SIGNAL LED
(FUNCTION 2)

TLED-H15 \ TLED-H16

D.O.T. COMPLIANT

PART NO.	DESCRIPTION						
TLED-H15	Freightliner Century Halogen Projector Black Headlight Assembly with LED - Driver						
TLED-H16	Freightliner Century Halogen Projector Black Headlight Assembly with LED - Passenger						
PARKING LED DIODE COUNT	22	HIGH BEAM (A)	4.3A	TURN (W / A)	0.4W /1000mA	WIRE GAUGE	18AWG
TURN LED DIODE COUNT	22	LOW BEAM (A)	4.19A	SIDE MARKER (W)	0.1W	LENS & BASE MATERIAL	LENS: PC / BASE: PP
SIDE MARKER LED DIODE COUNT	4	PARKING (W / A)	0.4W /430mA				

LED HEADLIGHTS

4" X 6" LED PROJECTOR HEADLIGHT

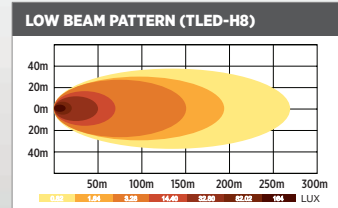
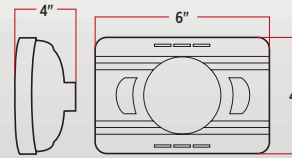
LOW BEAM
2400 LUMENS



D.O.T. COMPLIANT



BACK



PART NO.	DESCRIPTION	OPERATING VOLTAGE	WATERPROOF RATE	COLOR TEMPERATURE	HOUSING MATERIAL
TLED-H8	4" x 6" Standard LED Projector Headlight - Low Beam	12V / 24V	IP 67	6000K	Aluminium Die Cast

4" X 6" LOW VOLTAGE LED PROJECTOR HEADLIGHT

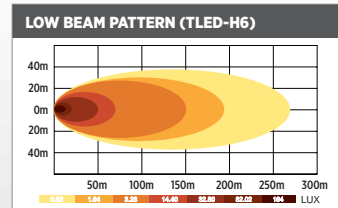
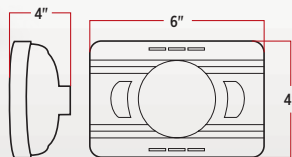
LOW BEAM
2400 LUMENS



D.O.T. COMPLIANT



BACK



LOW VOLTAGE
ELIMINATES DAYTIME RUNNING
LIGHTS FLICKERING

PART NO.	DESCRIPTION	OPERATING VOLTAGE	WATERPROOF RATE	COLOR TEMPERATURE	HOUSING MATERIAL
TLED-H6	4" x 6" Low Voltage LED Projector Headlight - Low Beam	6-24V	IP 67	6000K	Aluminium Die Cast

LED HEADLIGHTS

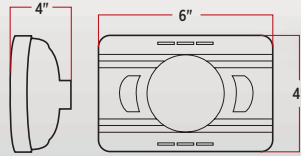
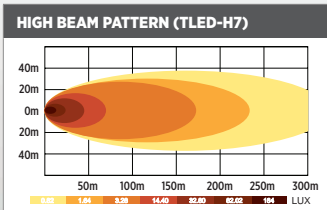
4" X 6" LED PROJECTOR HEADLIGHT

D.O.T. COMPLIANT

HIGH BEAM
2400 LUMENS



BACK



PART NO.	DESCRIPTION	OPERATING VOLTAGE	WATERPROOF RATE	COLOR TEMPERATURE	HOUSING MATERIAL
TLED-H7	4" x 6" Standard LED Projector Headlight - High Beam	12V / 24V	IP 67	6000K	Aluminium Die Cast

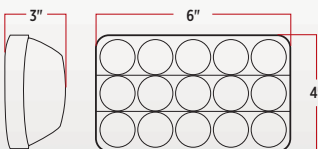
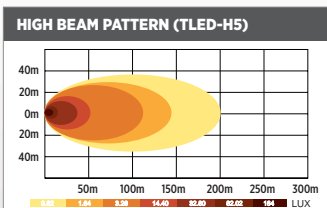
4" X 6" SUPER VALUE LED HEADLIGHT

NOT D.O.T. COMPLIANT
MADE FOR OFF ROAD USE ONLY

HIGH/LOW BEAM
1000 LUMENS



BACK




PART NO.	DESCRIPTION	OPERATING VOLTAGE	WATERPROOF RATE	COLOR TEMPERATURE	HOUSING MATERIAL
TLED-H5	4" x 6" Standard ED Headlight - High / Low Beam	12V / 24V	IP 67	6000K	Aluminium Die Cast

LED HEADLIGHTS

7" ROUND LED PROJECTOR HEADLIGHT

HIGH/LOW

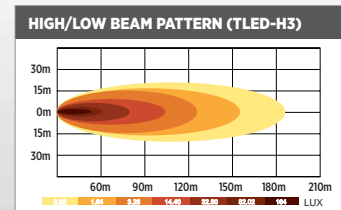
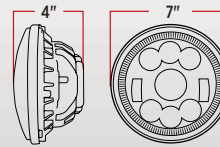
BEAM
1320 LUMENS



BACK

D.O.T. COMPLIANT

SOLD WITH WHITE
AUXILIARY ANGEL RING



PART NO.	DESCRIPTION	OPERATING VOLTAGE	WATERPROOF RATE	COLOR TEMPERATURE	HOUSING MATERIAL
TLED-H3	7" Standard LED Projector Headlight with White Auxiliary Angel Ring - High / Low Beam	12V / 24V	IP 67	6000K	Aluminium Die Cast

7" ROUND LED HEADLIGHT

HIGH/LOW

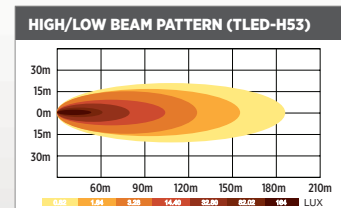
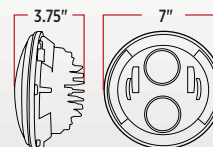
BEAM
1150 LUMENS



BACK

D.O.T. COMPLIANT

SOLD WITH WHITE
AUXILIARY ANGEL ACCENT



PART NO.	DESCRIPTION	OPERATING VOLTAGE	WATERPROOF RATE	COLOR TEMPERATURE	HOUSING MATERIAL
TLED-H53	7" Standard LED Projector Headlight with White Auxiliary Angel Ring - High / Low Beam	12V / 24V	IP 67	6000K	Aluminium Die Cast

LED HEADLIGHTS

7" ROUND SUPER VALUE LED HEADLIGHT

**NOT D.O.T. COMPLIANT
MADE FOR OFF ROAD USE ONLY**

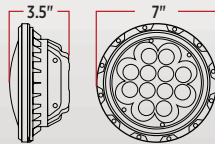
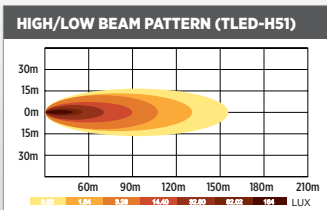
**HIGH/LOW
BEAM
1000 LUMENS**



BACK



**SOLD WITH WHITE
AUXILIARY ANGEL RING**



PART NO.	DESCRIPTION	OPERATING VOLTAGE	WATERPROOF RATE	COLOR TEMPERATURE	HOUSING MATERIAL
TLED-H51	7" Standard LED Headlight with White Auxiliary Angel Ring - High / Low Beam	12V / 24V	IP 67	6000K	Aluminium Die Cast

7" BRACKET FOR MOTORCYCLES ROUND



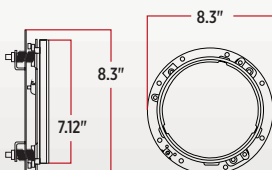
TBRA-H7
(SIDE - TLED-H3 INSTALLED)



TBRA-H7
(BEZEL)



TBRA-H7
(BRACKET)



PART NO.	DESCRIPTION
TBRA-H7	7" Bracket for Motorcycles

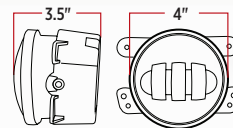
4" ROUND JEEP LED HEADLIGHT STANDARD

D.O.T PENDING

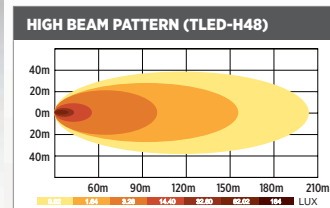
**FOG
LIGHT
850 LUMENS**



BACK



SOLD IN PAIRS



PART NO.	DESCRIPTION	OPERATING VOLTAGE	WATERPROOF RATE	COLOR TEMPERATURE	HOUSING MATERIAL
TLED-H48K	4" Round Jeep LED Headlight - High Beam (2 Units)	12V / 24V	IP 67	6000K	Aluminium Die Cast

LED HEADLIGHTS

5.75" ROUND LED PROJECTOR HEADLIGHT

HIGH/LOW

BEAM
1000 LUMENS



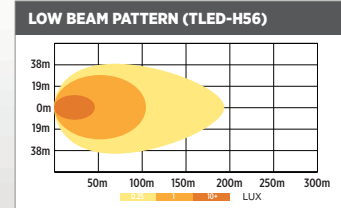
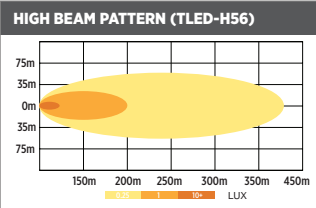
D.O.T. PENDING




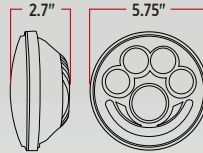
BACK



SIDE



SOLD WITH WHITE
AUXILIARY ANGEL ACCENT




PART NO.	DESCRIPTION	OPERATING VOLTAGE	WATERPROOF RATE	COLOR TEMPERATURE	HOUSING MATERIAL
TLED-H56	5.75" Standard LED Projector Headlight with White Auxiliary Accent - High / Low Beam	12V / 24V	IP 67	6000K	Aluminium Die Cast



LED HEADLIGHTS

5" X 7" LED PROJECTOR HEADLIGHT

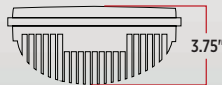
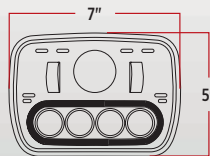
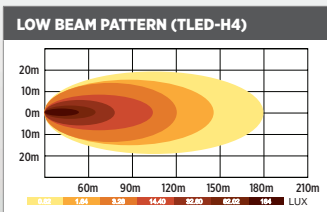
D.O.T COMPLIANT



BACK



HIGH/LOW
BEAM
895 LUMENS



SOLD WITH WHITE
AUXILIARY ANGEL RING

PART NO.	DESCRIPTION	OPERATING VOLTAGE	WATERPROOF RATE	COLOR TEMPERATURE	HOUSING MATERIAL
TLED-H4	5" x 7" Standard LED Projector Headlight - High Beam	12V / 24V	IP 67	6000K	Aluminium Die Cast

5" X 7" SUPER VALUE LED HEADLIGHT

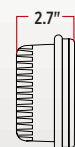
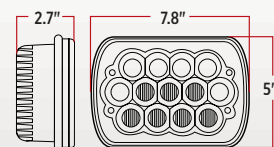
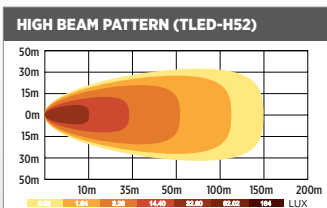
NOT D.O.T COMPLIANT
MADE FOR OFF ROAD USE ONLY



BACK



HIGH/LOW
BEAM
600 LUMENS



PART NO.	DESCRIPTION	OPERATING VOLTAGE	WATERPROOF RATE	COLOR TEMPERATURE	HOUSING MATERIAL
TLED-H52	5" x 7" Standard LED Projector Headlight - High / Low Beam	12V / 24V	IP 67	6000K	Aluminium Die Cast





**WORK
LAMPS**

LED WORK LAMPS

3" MINI ROUND WORK LAMPS

900 LUMENS

MINI SIZE
SUPER BRIGHT
COST EFFECTIVE



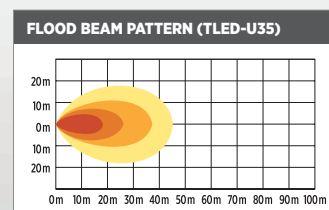
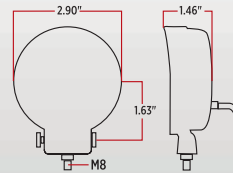
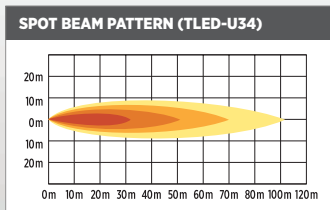
TLED-U34 (SPOT)



BACK



TLED-U35 (FLOOD)



CASE QTY: 40 PCS
INNER BOX QTY: 10 PCS

PART NO.	DESCRIPTION	DIODE COUNT	LED POWER	WATERPROOF RATE	OPERATING VOLTAGE	COLOR TEMPERATURE	HOUSING MATERIAL
TLED-U34	Mini 3" Round LED Spot Work Lamp	5	15 Watts	IP 67	10-30V	6000K	Aluminium Die Cast
TLED-U35	Mini 3" Round LED Flood Work Lamp	5	15 Watts	IP 67	10-30V	6000K	Aluminium Die Cast

STANDARD ROUND WORK LAMPS

600 LUMENS



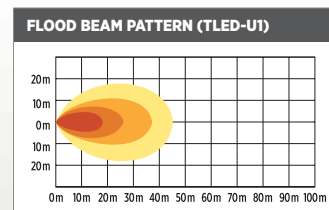
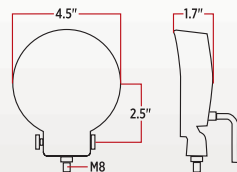
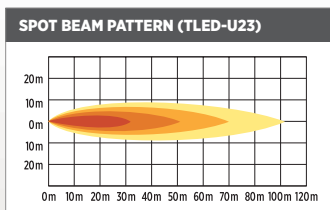
TLED-U23 (SPOT)



BACK



TLED-U1 (FLOOD)



CASE QTY: 20 PCS
INNER BOX QTY: 10 PCS

PART NO.	DESCRIPTION	DIODE COUNT	LED POWER	WATERPROOF RATE	OPERATING VOLTAGE	COLOR TEMPERATURE	HOUSING MATERIAL
TLED-U23	4.5" Universal White Round Spot Work Lamp	6	18 Watts	IP 67	10-30V	6000K	Aluminium Die Cast
TLED-U1	4.5" Universal White Round Flood Work Lamp	6	18 Watts	IP 67	10-30V	6000K	Aluminium Die Cast

LED WORK LAMPS

HIGH POWERED ROUND WORK LAMPS

**900
LUMENS**



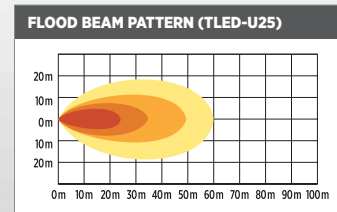
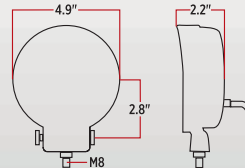
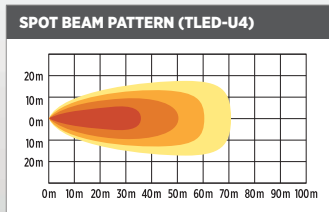
TLED-U4
(SPOT)



BACK



TLED-U25
(FLOOD)



CASE QTY: 10 PCS
INNER BOX QTY: 5 PCS

PART NO.	DESCRIPTION	DIODE COUNT	LED POWER	WATERPROOF RATE	OPERATING VOLTAGE	COLOR TEMPERATURE	HOUSING MATERIAL
TLED-U4	5" Universal White Round Spot Work Lamp	9	27 Watts	IP 67	10-30V	6000K	Aluminium Die Cast
TLED-U25	5" Universal White Round Flood Work Lamp	9	27 Watts	IP 67	10-30V	6000K	Aluminium Die Cast

SUPER POWERED ROUND WORK LAMPS

**2400
LUMENS**



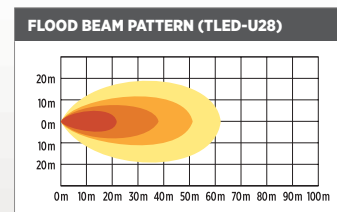
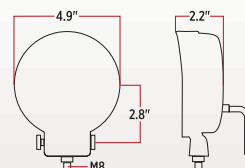
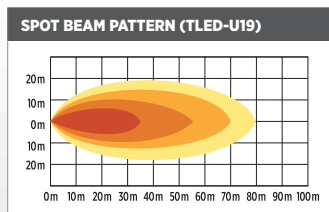
TLED-U19
(SPOT)



BACK



TLED-U28
(FLOOD)



CASE QTY: 10 PCS
INNER BOX QTY: 5 PCS

PART NO.	DESCRIPTION	DIODE COUNT	LED POWER	WATERPROOF RATE	OPERATING VOLTAGE	COLOR TEMPERATURE	HOUSING MATERIAL
TLED-U19	5" Universal White Round Spot Work Lamp	6	30 Watts	IP 67	10-30V	6000K	Aluminium Die Cast
TLED-U28	5" Universal White Round Flood Work Lamp	6	30 Watts	IP 67	10-30V	6000K	Aluminium Die Cast

LED WORK LAMPS

3" MINI SQUARE WORK LAMPS

900 LUMENS

MINI SIZE
SUPER BRIGHT
COST EFFECTIVE



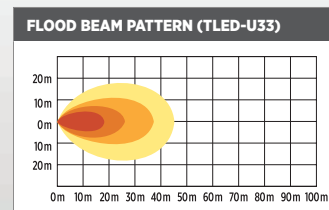
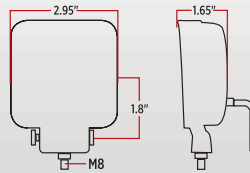
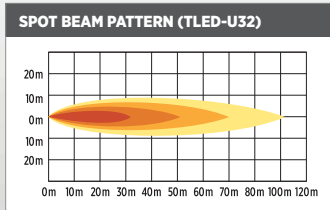
TLED-U32 (SPOT)



BACK



TLED-U33 (FLOOD)



CASE QTY: 40 PCS
INNER BOX QTY: 10 PCS

PART NO.	DESCRIPTION	DIODE COUNT	LED POWER	WATERPROOF RATE	OPERATING VOLTAGE	COLOR TEMPERATURE	HOUSING MATERIAL
TLED-U32	Mini 3" Square LED Spot Work Lamp	5	15 Watts	IP 67	10-30V	6000K	Aluminium Die Cast
TLED-U33	Mini 3" Square LED Flood Work Lamp	5	15 Watts	IP 67	10-30V	6000K	Aluminium Die Cast

STANDARD SQUARE WORK LAMPS

500 LUMENS



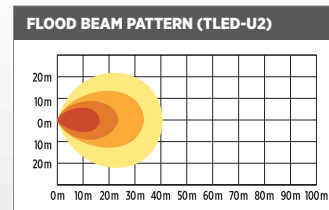
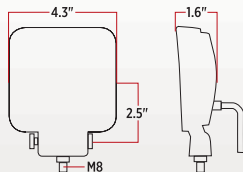
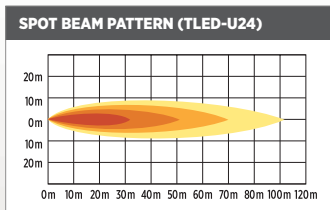
TLED-U24 (SPOT)



BACK



TLED-U2 (FLOOD)



CASE QTY: 20 PCS
INNER BOX QTY: 10 PCS

PART NO.	DESCRIPTION	DIODE COUNT	LED POWER	WATERPROOF RATE	OPERATING VOLTAGE	COLOR TEMPERATURE	HOUSING MATERIAL
TLED-U24	4" Universal White Square Spot Work Lamp	5	15 Watts	IP 67	10-30V	6000K	Aluminium Die Cast
TLED-U2	4" Universal White Square Flood Work Lamp	5	15 Watts	IP 67	10-30V	6000K	Aluminium Die Cast

LED WORK LAMPS

HIGH POWERED SQUARE WORK LAMPS

**900
LUMENS**



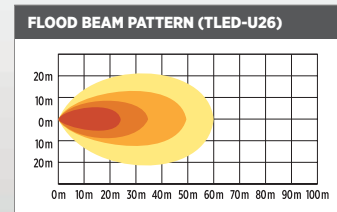
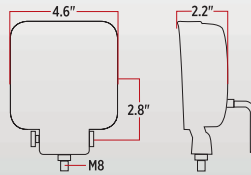
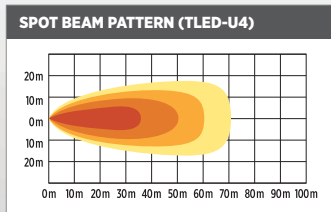
TLED-U5
(SPOT)



BACK



TLED-U26
(FLOOD)



CASE QTY: 10 PCS
INNER BOX QTY: 5 PCS

PART NO.	DESCRIPTION	DIODE COUNT	LED POWER	WATERPROOF RATE	OPERATING VOLTAGE	COLOR TEMPERATURE	HOUSING MATERIAL
TLED-U5	4.5" Universal White Square Spot Work Lamp	9	27 Watts	IP 67	10-30V	6000K	Aluminium Die Cast
TLED-U26	4.5" Universal White Square Flood Work Lamp	9	27 Watts	IP 67	10-30V	6000K	Aluminium Die Cast

SUPER POWERED SQUARE WORK LAMPS

**4000
LUMENS**



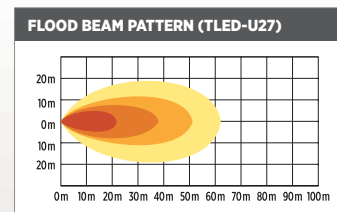
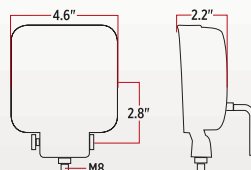
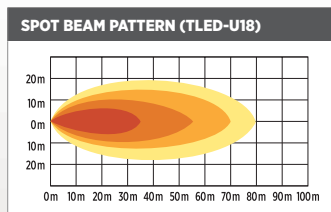
TLED-U18
(SPOT)



BACK



TLED-U27
(FLOOD)



CASE QTY: 10 PCS
INNER BOX QTY: 5 PCS

PART NO.	DESCRIPTION	DIODE COUNT	LED POWER	WATERPROOF RATE	OPERATING VOLTAGE	COLOR TEMPERATURE	HOUSING MATERIAL
TLED-U18	4.5" Universal White Round Spot Work Lamp	4	40 Watts	IP 67	10-30V	6000K	Aluminium Die Cast
TLED-U27	4.5" Universal White Round Flood Work Lamp	4	40 Watts	IP 67	10-30V	6000K	Aluminium Die Cast

LED WORK LAMPS

6" HIGH POWERED OVAL WORK LAMPS

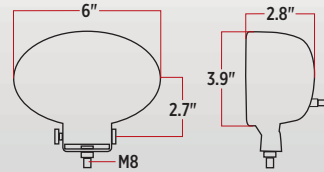
**900
LUMENS**



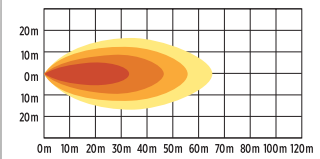
TLED-U7
(SPOT)



BACK



SPOT BEAM PATTERN (TLED-U7)



CASE QTY: 5 PCS
INNER BOX QTY: 1 PCS

PART NO.	DESCRIPTION	DIODE COUNT	LED POWER	WATERPROOF RATE	OPERATING VOLTAGE	COLOR TEMPERATURE	HOUSING MATERIAL
TLED-U7	6" Oval Spot Work Lamp	9	27 Watts	IP 67	10-30V	6000K	Aluminium Die Cast

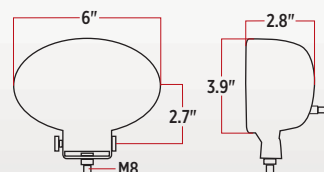
**2700
LUMENS**



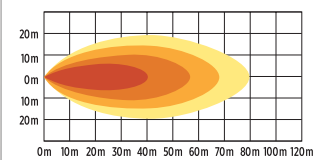
TLED-U8
(SPOT)



BACK



SPOT BEAM PATTERN (TLED-U8)



CASE QTY: 5 PCS
INNER BOX QTY: 1 PCS

PART NO.	DESCRIPTION	DIODE COUNT	LED POWER	WATERPROOF RATE	OPERATING VOLTAGE	COLOR TEMPERATURE	HOUSING MATERIAL
TLED-U8	6" Oval Spot Work Lamp	3	30 Watts	IP 67	10-30V	6000K	Aluminium Die Cast

LED WORK LAMPS

6" SUPER POWERED OVAL WORK LAMPS

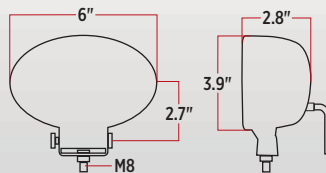
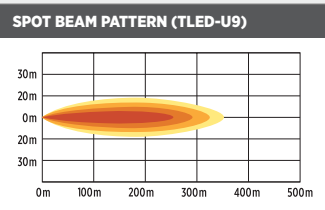
**5400
LUMENS**



BACK



TLED-U9
(SPOT)



CASE QTY: 5 PCS
INNER BOX QTY: 1 PCS

PART NO.	DESCRIPTION	DIODE COUNT	LED POWER	WATERPROOF RATE	OPERATING VOLTAGE	COLOR TEMPERATURE	HOUSING MATERIAL
TLED-U9	6" Universal Oval Spot Work Lamp	6	60 Watts	IP 67	10-30V	6000K	Aluminium Die Cast

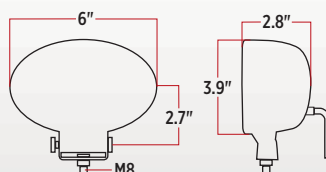
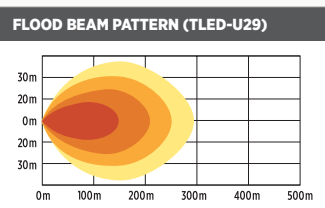


BACK



TLED-U29
(FLOOD)

**5400
LUMENS**



CASE QTY: 5 PCS
INNER BOX QTY: 1 PCS

PART NO.	DESCRIPTION	DIODE COUNT	LED POWER	WATERPROOF RATE	OPERATING VOLTAGE	COLOR TEMPERATURE	HOUSING MATERIAL
TLED-U29	6" Universal Oval Flood Work Lamp	6	60 Watts	IP 67	10-30V	6000K	Aluminium Die Cast

LED WORK LAMPS

2.5" X 4.5" MINI RECTANGULAR WORK LAMPS

1200 LUMENS

MINI SIZE
SUPER BRIGHT
COST EFFECTIVE



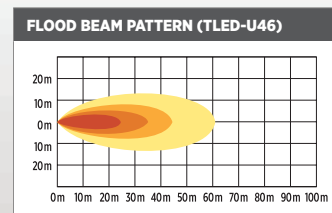
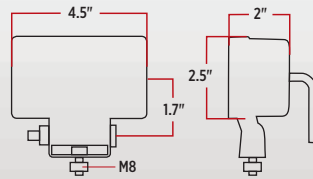
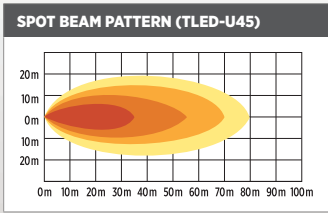
TLED-U45 (SPOT)



BACK



TLED-U46 (FLOOD)



CASE QTY: 10 PCS
INNER BOX QTY: 5 PCS

PART NO.	DESCRIPTION	DIODE COUNT	LED POWER	WATERPROOF RATE	OPERATING VOLTAGE	COLOR TEMPERATURE	HOUSING MATERIAL
TLED-U45	2.5" x 4.5" Mini Rectangular Spot Work Lamp	6	15 Watts	IP 67	10-30V	6000K	Aluminium Die Cast
TLED-U46	2.5" x 4.5" Mini Rectangular Flood Work Lamp	6	15 Watts	IP 67	10-30V	6000K	Aluminium Die Cast

2.5" X 4.5" MINI SUPER POWERED RECTANGULAR WORK LAMPS

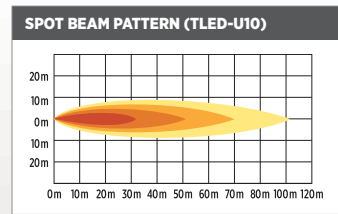
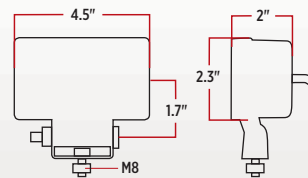
2400 LUMENS



TLED-U10 (SPOT)



BACK



CASE QTY: 10 PCS
INNER BOX QTY: 5 PCS

PART NO.	DESCRIPTION	DIODE COUNT	LED POWER	WATERPROOF RATE	OPERATING VOLTAGE	COLOR TEMPERATURE	HOUSING MATERIAL
TLED-U10	2.5" x 4.5" Mini Super Powered Rectangular Work Lamp	2	10 Watts	IP 67	10-30V	6000K	Aluminium Die Cast

LED WORK LAMPS

4" X 6" RECTANGULAR WORK LAMPS

**600
LUMENS**



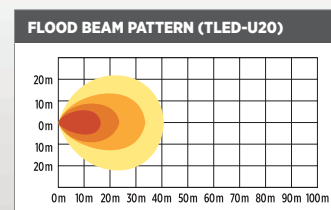
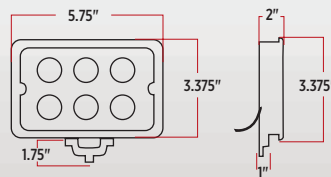
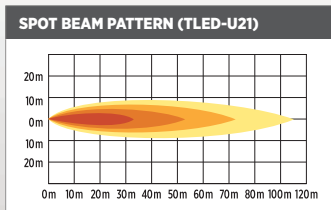
TLED-U21
(SPOT)



BACK



TLED-U20
(FLOOD)



CASE QTY: 20 PCS
INNER BOX QTY: 1 PCS

PART NO.	DESCRIPTION	DIODE COUNT	LED POWER	WATERPROOF RATE	OPERATING VOLTAGE	COLOR TEMPERATURE	HOUSING MATERIAL
TLED-U21	6" x 4" Rectangular Heavy Duty Spot Work Lamp	6	18 Watts	IP 67	10-30V	6000K	Aluminium Die Cast
TLED-U20	6" x 4" Rectangular Heavy Duty Flood Work Lamp	6	18 Watts	IP 67	10-30V	6000K	Aluminium Die Cast

4" X 6" RECTANGULAR HIGH POWERED WORK LAMPS

**1200
LUMENS**



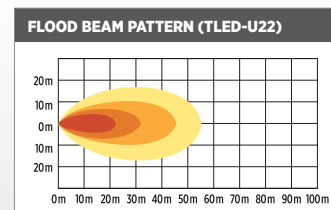
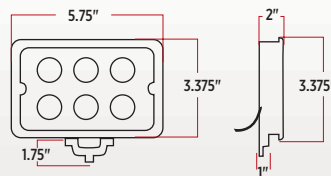
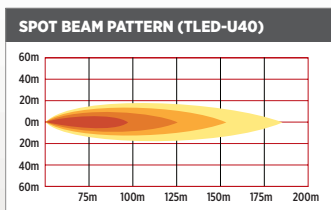
TLED-U40
(SPOT)



BACK



TLED-U22
(FLOOD)



CASE QTY: 20 PCS
INNER BOX QTY: 1 PCS

PART NO.	DESCRIPTION	DIODE COUNT	LED POWER	WATERPROOF RATE	OPERATING VOLTAGE	COLOR TEMPERATURE	HOUSING MATERIAL
TLED-U40	6" x 4" Rectangular High Powered Spot Work Lamp	6	18 Watts	IP 67	10-30V	6000K	Aluminium Die Cast
TLED-U22	6" x 4" Rectangular High Powered Flood Work Lamp	6	18 Watts	IP 67	10-30V	6000K	Aluminium Die Cast

LED WORK LAMPS

2.25" MINI HIGH POWERED SQUARE WORK LAMPS

1200 LUMENS



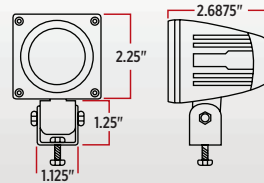
TLED-U6 (SPOT)



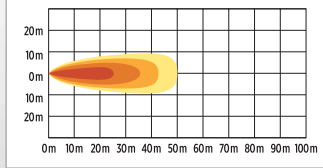
BACK



SIDE



SPOT BEAM PATTERN (TLED-U6)



CASE QTY: 20 PCS
INNER BOX QTY: 1 PCS

PART NO.	DESCRIPTION	DIODE COUNT	LED POWER	WATERPROOF RATE	OPERATING VOLTAGE	COLOR TEMPERATURE	HOUSING MATERIAL
TLED-U6	Universal Small Square Work Lamp	1	10 Watts	IP 67	10-30V	6000K	Aluminium Die Cast

SURFACE MOUNT HIGH POWERED WORK LAMPS

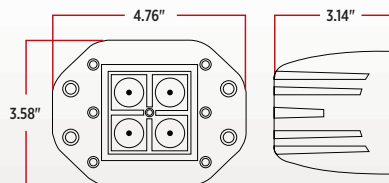
1000 LUMENS



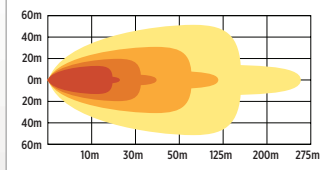
TLED-U49 (FLOOD / SPOT)



BACK



SPOT / FLOOD BEAM PATTERN (TLED-U49)



CASE QTY: 20 PCS
INNER BOX QTY: 1 PCS

PART NO.	DESCRIPTION	DIODE COUNT	LED POWER	WATERPROOF RATE	OPERATING VOLTAGE	COLOR TEMPERATURE	HOUSING MATERIAL
TLED-U49	Surface Mount Universal Octogon Work Lamp	4	16 Watts	IP 67	10-30V	6000K	Aluminium Die Cast

4" ROUND GROMMET MOUNT WORK LAMPS

EASILY INSTALLS IN A
4" GROMMET

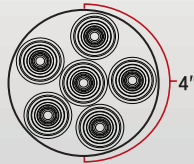
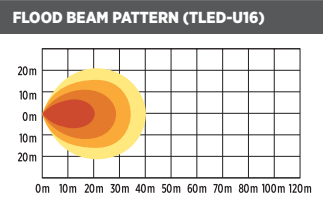
**600
LUMENS**



BACK



TLED-U16



CASE QTY: 50 PCS
INNER BOX QTY: 10 PCS

PART NO.	DESCRIPTION	DIODE COUNT	LED POWER	WATERPROOF RATE	OPERATING VOLTAGE	COLOR TEMPERATURE	HOUSING MATERIAL
TLED-U16	4" Round Work Lamp with Bubble Lens & Reflector Cup	6	15 Watts	IP 67	10-30V	6000K	Aluminium Die Cast

OVAL GROMMET MOUNT WORK LAMPS

EASILY INSTALLS IN A
OVAL GROMMET

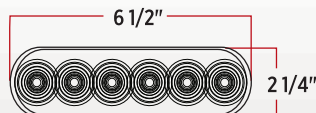
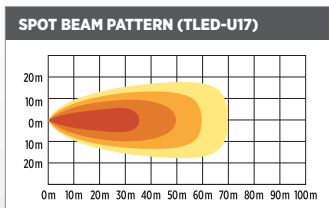
**600
LUMENS**



BACK



TLED-U17



CASE QTY: 50 PCS
INNER BOX QTY: 10 PCS

PART NO.	DESCRIPTION	DIODE COUNT	LED POWER	WATERPROOF RATE	OPERATING VOLTAGE	COLOR TEMPERATURE	HOUSING MATERIAL
TLED-U17	Oval Work Lamp with Bubble Lens & Reflector Cup	6	16 Watts	IP 67	10-30V	6000K	Aluminium Die Cast

LED WORK LAMPS

PAR 4411 REPLACEMENT WORK LAMPS

600 LUMENS

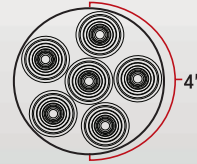


TLED-U47 (SPOT)

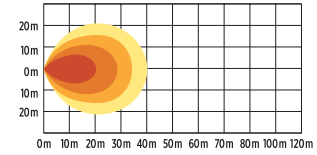


BACK

DESIGNED TO FIT INTO PAR 4411 HOUSING



FLOOD BEAM PATTERN (TLED-U47)



CASE QTY: 50 PCS
INNER BOX QTY: 10 PCS

PART NO.	DESCRIPTION	DIODE COUNT	LED POWER	WATERPROOF RATE	OPERATING VOLTAGE	COLOR TEMPERATURE	HOUSING MATERIAL
TLED-U47	PAR 4411 Replacement Work Lamp	6	15 Watts	IP 67	10-30V	6000K	Aluminium Die Cast

TRUX ACCESSORIES NEW LIGHT BAR SERIES

TLED-U43

TLED-U42

TLED-U41

TLED-U51

21" RECTANGULAR LED LIGHT BAR

30" RECTANGULAR LED LIGHT BAR

41" RECTANGULAR LED LIGHT BAR


SUPER BRIGHT, SUPER STRONG, SOLD IN A RETAIL BOX

LED WORK LIGHT BARS

7" MINI WORK LIGHT BAR SINGLE ROW

**1260
LUMENS**

COMES WITH EXTENSIVE
WIRE HARNESS AND
MOUNTING BRACKETS


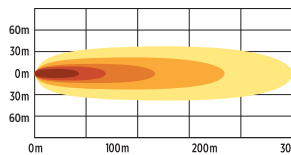


TLED-U36
(SPOT)



SOLD IN A RETAIL BOX

SPOT BEAM PATTERN (TLED-U36)



BACK

CASE QTY: 4 PCS
INNER BOX QTY: 1 PCS

PART NO.	DESCRIPTION	DIODE COUNT	LED POWER	WATERPROOF RATE	OPERATING VOLTAGE	COLOR TEMPERATURE	HOUSING MATERIAL
TLED-U36	7" Mini Spot LED Light Bar	6	18 Watts	IP 67	10-30V	6000K	Aluminium Die Cast

12" HIGH POWERED WORK LIGHT BAR SINGLE ROW

**2520
LUMENS**

COMES WITH EXTENSIVE
WIRE HARNESS AND
MOUNTING BRACKETS

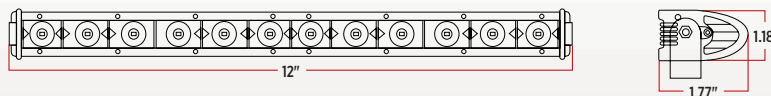
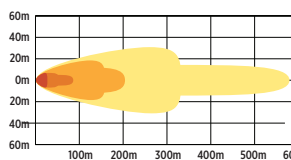


TLED-U50
(SPOT / FLOOD)



SOLD IN A RETAIL BOX

SPOT / FLOOD BEAM PATTERN (TLED-U50)



BACK

CASE QTY: 10 PCS
INNER BOX QTY: 1 PCS

PART NO.	DESCRIPTION	DIODE COUNT	LED POWER	WATERPROOF RATE	OPERATING VOLTAGE	COLOR TEMPERATURE	HOUSING MATERIAL
TLED-U50	12" Single Row Spot / Flood Work Light Bar	12	30 Watts	IP 67	10-30V	6000K	Aluminium Die Cast

LED WORK LIGHT BARS

10" SUPER POWERED WORK LIGHT BAR DOUBLE ROW

**5040
LUMENS**

COMES WITH EXTENSIVE
WIRE HARNESS AND
MOUNTING BRACKETS

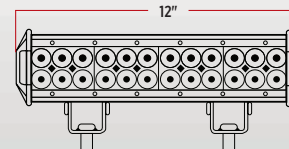
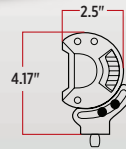


TLED-U51
(SPOT / FLOOD)

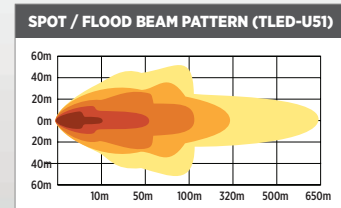
**INCLUDES
SLIDING BRACKETS FOR
OPTIMUM INSTALLATION**



BACK



SOLD IN A RETAIL BOX



CASE QTY: 10 PCS
INNER BOX QTY: 1 PC

PART NO.	DESCRIPTION	DIODE COUNT	LED POWER	WATERPROOF RATE	OPERATING VOLTAGE	COLOR TEMPERATURE	HOUSING MATERIAL
TLED-U51	10" Spot / Flood Work Light Bar	24	60 Watts	IP 67	10-30V	6000K	Aluminium Die Cast

21.5" SUPER POWERED WORK LIGHT BAR DOUBLE ROW

**7800
LUMENS**

COMES WITH EXTENSIVE
WIRE HARNESS AND
MOUNTING BRACKETS

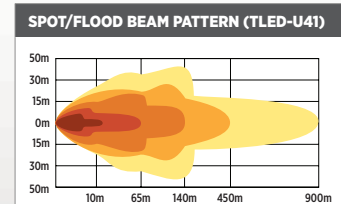
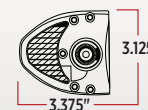
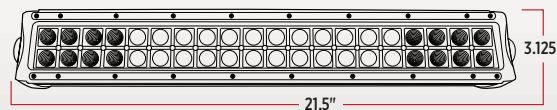


TLED-U41
(SPOT / FLOOD)

SOLD IN A RETAIL BOX



BACK



CASE QTY: 4 PCS
INNER BOX QTY: 1 PC

PART NO.	DESCRIPTION	DIODE COUNT	LED POWER	WATERPROOF RATE	OPERATING VOLTAGE	COLOR TEMPERATURE	HOUSING MATERIAL
TLED-U41	21.5" Spot / Flood Work Light Bar	40	120 Watts	IP 67	10-30V	6000K	Aluminium Die Cast

LED WORK LIGHT BARS

31.5" SUPER POWERED WORK LIGHT BAR DOUBLE ROW

**11700
LUMENS**

COMES WITH EXTENSIVE
WIRE HARNESS AND
MOUNTING BRACKETS



TLED-U42
(SPOT / FLOOD)


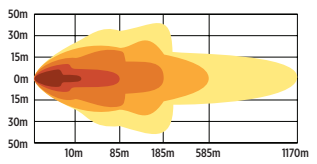


SOLD IN A RETAIL BOX



BACK

SPOT / FLOOD BEAM PATTERN (TLED-U42)



CASE QTY: 4 PCS
INNER BOX QTY: 1 PC

PART NO.	DESCRIPTION	DIODE COUNT	LED POWER	WATERPROOF RATE	OPERATING VOLTAGE	COLOR TEMPERATURE	HOUSING MATERIAL
TLED-U42	31.5" Spot / Flood Work Light Bar	60	180 Watts	IP 67	10-30V	6000K	Aluminium Die Cast

41.5" SUPER POWERED WORK LIGHT BAR DOUBLE ROW

**15600
LUMENS**

COMES WITH EXTENSIVE
WIRE HARNESS AND
MOUNTING BRACKETS



TLED-U43
(SPOT / FLOOD)


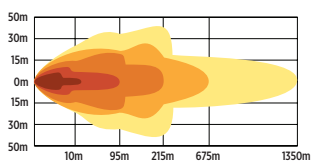


SOLD IN A RETAIL BOX



BACK

SPOT/FLOOD BEAM PATTERN (TLED-U43)



CASE QTY: 4 PCS
INNER BOX QTY: 1 PC

PART NO.	DESCRIPTION	DIODE COUNT	LED POWER	WATERPROOF RATE	OPERATING VOLTAGE	COLOR TEMPERATURE	HOUSING MATERIAL
TLED-U43	41.5" Spot / Flood Work Light Bar	80	240 Watts	IP 67	10-30V	6000K	Aluminium Die Cast





**DUAL
REVOLUTION**

ALL IN ONE LIGHT

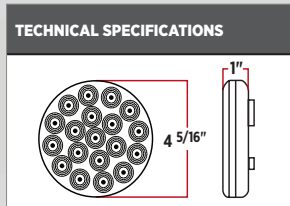
RED STOP, TURN & TAIL

DUAL 19 DIODES

CASE QTY: 100 PCS
INNER BOX QTY: 20 PCS


FEATURES:

- 2 Functions In One Light
- Revolutionary Technology
- Easy Installation
- Greater Visibility with BACK-UP Function



INSTALLATION FOR ALL TLED-4X... MODELS

PLUG IN A STANDARD 3 PRONG PIGTAIL FOR RED STOP, TURN & TAIL APPLICATION, FOR BACK-UP/AUXILIARY, ONE EXTRA WIRE WITH A MALE BULLET PLUG IS PROVIDED



4" ROUND GROMMET MOUNT RED STOP, T, T & WHITE BACK-UP



OFF STOP, TURN & TAIL BACK-UP

PART NO.	FUNCTION 1	FUNCTION 2	mA
TLED-4X40	Red Stop, Turn & Tail	White Back-Up	120

4" ROUND FLANGE MOUNT RED STOP, T, T & WHITE BACK-UP



OFF STOP, TURN & TAIL BACK-UP

PART NO.	FUNCTION 1	FUNCTION 2	mA
TLED-4X40F	Red Stop, Turn & Tail	White Back-Up	120

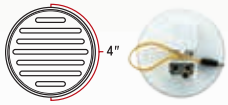
AVAILABLE ACCESSORIES

ACCESSORIES OPTIONS	PART NO. OPTIONS
GROMMETS	TGRO-4R, TGRO-4RC (Page 85)
WIRE HARNESS	B Series, S Series, TPIG-3W (Page 84)
BEZELS	TBEZ-4CH, TBEZ-4CH2, TBEZ-4CH3, TBEZ-4CH4, TBEZ-4CH5 (Pages 81-82)

DUAL REVOLUTION LEDs

4" DUAL FLATLINE

49 DIODES
RED STOP,T,T &
WHITE BACK-UP



OFF



STOP, TURN & TAIL



BACK-UP

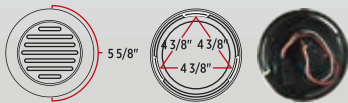
CASE QTY: 100 PCS
INNER BOX QTY: 20 PCS

ACCESSORIES OPTIONS	PART NO. OPTIONS
GROMMETS	TGRO-4R, TGRO-4RC (Page 85)
WIRE HARNESS	B Series, S Series, TPIG-3W (Page 84)
BEZELS	TBEZ-4CH, TBEZ-4CH2, TBEZ-4CH3, TBEZ-4CH4, TBEZ-4CH5 (Pages 81-82)

PART NO.	FUNCTION 1	FUNCTION 2	mA
TLED-FX73	Red Stop, Turn & Tail	White Back-Up	250

4" DUAL FLATLINE FLANGE MOUNT

49 DIODES
RED STOP,T,T &
WHITE BACK-UP



OFF



STOP, TURN & TAIL



BACK-UP

CASE QTY: 100 PCS
INNER BOX QTY: 20 PCS

ACCESSORIES OPTIONS	PART NO. OPTIONS
GROMMETS	TGRO-4R, TGRO-4RC (Page 85)
WIRE HARNESS	B Series, S Series, TPIG-3W (Page 84)

PART NO.	FUNCTION 1	FUNCTION 2	mA
TLED-FX72	Red Stop, Turn & Tail	White Back-Up	250

OVAL

12 DIODES
RED STOP,T,T &
WHITE BACK-UP



OFF



STOP, TURN & TAIL



BACK-UP



CASE QTY: 100 PCS
INNER BOX QTY: 20 PCS

ACCESSORIES OPTIONS	PART NO. OPTIONS
GROMMETS	TGRO-OBR, TGRO-OBRC (Page 85)
WIRE HARNESS	B Series, S Series, TPIG-3W (Page 84)
BEZELS	TBEZ-OBCH2, TBEZ-OBCH3, TBEZ-OBCH4, TBEZ-OBCH5 (Page 83)

PART NO.	FUNCTION 1	FUNCTION 2	mA
TLED-OX60R	Red Stop, Turn & Tail	White Back-Up	120



DUAL REVOLUTION LEDs

MINI BUTTON

2 DIODES
RED STOP, T, T &
WHITE BACK-UP



OFF



STOP,
TURN & TAIL



BACK-UP



CASE QTY: 100 PCS
INNER BOX QTY: 20 PCS

PART NO.	FUNCTION 1	FUNCTION 2	mA
TLED-BX40	Red Stop, Turn & Tail	White Back-Up	30

ACCESSORIES OPTIONS	PART NO. OPTIONS
WIRE HARNESS	T Series, S Series (Page 84)

1" x 6" SLIM

9 DIODES
RED STOP, T, T &
WHITE BACK-UP



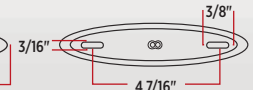
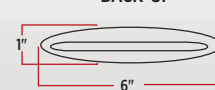
OFF



STOP, TURN & TAIL



BACK-UP



CASE QTY: 100 PCS
INNER BOX QTY: 20 PCS

PART NO.	FUNCTION 1	FUNCTION 2	mA
TLED-FX76	Red Stop, Turn & Tail	White Back-Up	50

ACCESSORIES OPTIONS	PART NO. OPTIONS
WIRE HARNESS	T Series, S Series (Page 84)

1" x 17" SLIM

24 DIODES
RED STOP, T, T &
WHITE BACK-UP




OFF



STOP, TURN & TAIL



BACK-UP



CASE QTY: 100 PCS
INNER BOX QTY: 20 PCS

PART NO.	FUNCTION 1	FUNCTION 2	mA
TLED-FX78	Red Stop, Turn & Tail	White Back-Up	150

ACCESSORIES OPTIONS	PART NO. OPTIONS
WIRE HARNESS	T Series, S Series (Page 84)

RECTANGLE

10 DIODES
MARKER ONLY



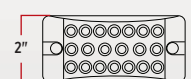
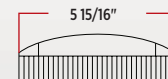
OFF



MARKER



AUXILIARY



CASE QTY: 100 PCS
INNER BOX QTY: 20 PCS

PART NO.	FUNCTION 1	FUNCTION 2	mA
TLED-2X6RW	Red Marker	White Auxiliary	150

ACCESSORIES OPTIONS	PART NO. OPTIONS
WIRE HARNESS	T Series, S Series (Page 84)

DUAL REVOLUTION LEDs

MINI BUTTON

2 DIODES
MARKER ONLY



OFF



MARKER



AUXILIARY


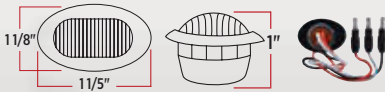
CASE QTY: 100 PCS
INNER BOX QTY: 20 PCS

ACCESSORIES OPTIONS	PART NO. OPTIONS
WIRE HARNESS	T Series, S Series (Page 84)

PART NO.	FUNCTION 1	FUNCTION 2	mA
TLED-BX3RW	Red Marker	White Auxiliary	30

MINI OVAL

2 DIODES
MARKER ONLY



OFF



MARKER



AUXILIARY

CASE QTY: 100 PCS
INNER BOX QTY: 20 PCS

OVAL FACE BUT 3/4" ROUND BASE

ACCESSORIES OPTIONS	PART NO. OPTIONS
WIRE HARNESS	T Series (Page 84)

PART NO.	FUNCTION 1	FUNCTION 2	mA
TLED-BX4RW	Red Marker	White Auxiliary	30

2" STANDARD

7 DIODES
MARKER ONLY



OFF



MARKER



AUXILIARY

CASE QTY: 100 PCS
INNER BOX QTY: 20 PCS

ACCESSORIES OPTIONS	PART NO. OPTIONS
GROMMETS	TGRO-2R, TGRO-2RC (Page 85)
WIRE HARNESS	B Series, S Series (Page 84)
BEZELS	TBEZ-2CH, TBEZ-2CH2, TBEZ-2CH3, TBEZ-2CH4, TBEZ-2CH5 (Page 81-82)

PART NO.	FUNCTION 1	FUNCTION 2	mA
TLED-2XRW	Red Marker	White Auxiliary	80

2" DUAL FLATLINE

9 DIODES
MARKER ONLY



OFF



MARKER



BACK-UP

CASE QTY: 20 PCS
INNER BOX QTY: 20 PCS

ACCESSORIES OPTIONS	PART NO. OPTIONS
GROMMETS	TGRO-2R, TGRO-2RC (Page 84)
WIRE HARNESS	B Series, S Series (Page 84)
BEZELS	TBEZ-2CH, TBEZ-2CH2, TBEZ-2CH3, TBEZ-2CH4, TBEZ-2CH5 (Pages 81-82)


PART NO.	FUNCTION 1	FUNCTION 2	mA
TLED-FX70	Red Marker	White Back-Up	50

BLUE IS BACK

RED STOP, TURN & TAIL

OFF

AUXILIARY

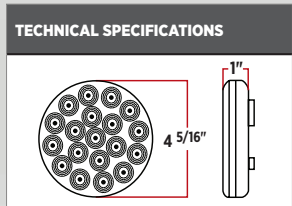


DUAL 19 DIODES

CASE QTY: 100 PCS
INNER BOX QTY: 20 PCS


FEATURES:

- 2 Colours In One Light
- Revolutionary Technology
- Easy Installation
- Show off your Truck at the flick of a switch



INSTALLATION FOR ALL TLED-4X... MODELS

PLUG IN A STANDARD 3 PRONG PIGTAIL FOR RED STOP, TURN & TAIL APPLICATION, FOR BACK-UP/AUXILIARY, ONE EXTRA WIRE WITH A MALE BULLET PLUG IS PROVIDED



4" ROUND GROMMET MOUNT RED STOP,T,T & BLUE AUX.



OFF

STOP, TURN & TAIL

AUXILIARY

PART NO.	FUNCTION 1	FUNCTION 2	mA
TLED-4XRB	Red Stop, Turn & Tail	Blue Auxiliary	120

4" ROUND FLANGE MOUNT RED STOP,T,T & BLUE AUX.



OFF

STOP, TURN & TAIL

AUXILIARY

PART NO.	FUNCTION 1	FUNCTION 2	mA
TLED-4XRBF	Red Stop, Turn & Tail	Blue Auxiliary	120

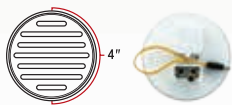
AVAILABLE ACCESSORIES

ACCESSORIES OPTIONS	PART NO. OPTIONS
GROMMETS	TGRO-4R, TGRO-4RC (Page 85)
WIRE HARNESS	B Series, S Series, TPIG-3W (Page 84)
BEZELS	TBEZ-4CH, TBEZ-4CH2, TBEZ-4CH3, TBEZ-4CH4, TBEZ-4CH5 (Pages 81-82)

BLUE DUAL REVOLUTION LEDS

4" DUAL FLATLINE


49 DIODES
RED STOP,T,T &
BLUE AUX.



OFF



STOP, TURN & TAIL



AUXILIARY

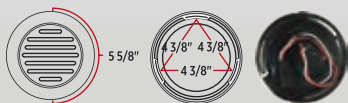
CASE QTY: 100 PCS
INNER BOX QTY: 20 PCS

ACCESSORIES OPTIONS	PART NO. OPTIONS
GROMMETS	TGRO-4R, TGRO-4RC (Page 85)
WIRE HARNESS	B Series, S Series, TPIG-3W (Page 84)
BEZELS	TBEZ-4CH, TBEZ-4CH2, TBEZ-4CH3, TBEZ-4CH4, TBEZ-4CH5 (Pages 81-82)

PART NO.	FUNCTION 1	FUNCTION 2	mA
TLED-FX74	Red Stop, Turn & Tail	Blue Auxiliary	250

4" DUAL FLATLINE FLANGE MOUNT

49 DIODES
RED STOP,T,T &
BLUE AUX.



OFF



STOP, TURN & TAIL



AUXILIARY

CASE QTY: 100 PCS
INNER BOX QTY: 20 PCS

ACCESSORIES OPTIONS	PART NO. OPTIONS
GROMMETS	TGRO-4R, TGRO-4RC (Page 85)
WIRE HARNESS	B Series, S Series, TPIG-3W (Page 84)

PART NO.	FUNCTION 1	FUNCTION 2	mA
TLED-FX89	Red Stop, Turn & Tail	Blue Auxiliary	250

OVAL


12 DIODES
AMBER TURN SIGNAL
& MARKER
RED STOP,T,T &
BLUE AUX.



OFF



MARKER / TURN SIGNAL



AUXILIARY



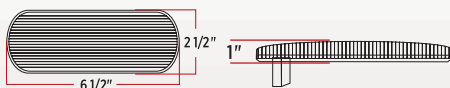
OFF



STOP, TURN & TAIL



AUXILIARY



CASE QTY: 100 PCS
INNER BOX QTY: 20 PCS

ACCESSORIES OPTIONS	PART NO. OPTIONS
GROMMETS	TGRO-OBR, TGRO-OBRC (Page 85)
WIRE HARNESS	B Series, S Series, TPIG-3W (Page 84)
BEZELS	TBEZ-OBCH2, TBEZ-OBCH3, TBEZ-OBCH4, TBEZ-OBCH5 (Page 83)

PART NO.	FUNCTION 1	FUNCTION 2	mA
TLED-OXAB	Amber Turn Signal & Marker	Blue Auxiliary	120
TLED-OXRB	Red Stop, Turn & Tail	Blue Auxiliary	120

BLUE DUAL REVOLUTION LEDs

MINI BUTTON

2 DIODES
MARKER ONLY



OFF MARKER AUXILIARY



OFF MARKER AUXILIARY

CASE QTY: 100 PCS
INNER BOX QTY: 20 PCS

PART NO.	FUNCTION 1	FUNCTION 2	mA
TLED-B3XAB	Amber Marker	Blue Auxiliary	30
TLED-B3XRB	Red Marker	Blue Auxiliary	30



ACCESSORIES OPTIONS	PART NO. OPTIONS
WIRE HARNESS	T Series (Page 84)

MINI OVAL

2 DIODES
MARKER ONLY



OFF MARKER AUXILIARY

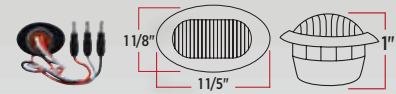


OFF MARKER AUXILIARY

CASE QTY: 100 PCS
INNER BOX QTY: 20 PCS

OVAL FACE BUT 3/4" ROUND BASE

PART NO.	FUNCTION 1	FUNCTION 2	mA
TLED-B4XAB	Amber Marker	Blue Auxiliary	30
TLED-B4XRB	Red Marker	Blue Auxiliary	30



ACCESSORIES OPTIONS	PART NO. OPTIONS
WIRE HARNESS	T Series (Page 84)

2" DUAL FLATLINE

7 DIODES
MARKER ONLY



OFF MARKER AUXILIARY



OFF MARKER AUXILIARY

CASE QTY: 20 PCS
INNER BOX QTY: 20 PCS

PART NO.	FUNCTION 1	FUNCTION 2	mA
TLED-FX83	Amber Marker	Blue Auxiliary	50
TLED-FX71	Red Marker	Blue Auxiliary	50

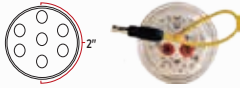


ACCESSORIES OPTIONS	PART NO. OPTIONS
GROMMETS	TGRO-2R, TGRO-2RC (Page 85)
WIRE HARNESS	B Series, S Series (Page 84)
BEZELS	TBEZ-2CH, TBEZ-2CH2, TBEZ-2CH3, TBEZ-2CH4, TBEZ-2CH5 (Pages 81-82)

BLUE DUAL REVOLUTION LEDS

2" STANDARD

7 DIODES
MARKER ONLY



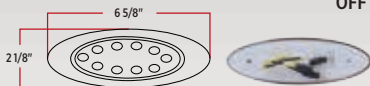

ACCESSORIES OPTIONS	PART NO. OPTIONS
GROMMETS	TGRO-2R, TGRO-2RC (Page 85)
WIRE HARNESS	B Series, S Series (Page 84)
BEZELS	TBEZ-2CH, TBEZ-2CH2, TBEZ-2CH3, TBEZ-2CH4, TBEZ-2CH5 (Page 81-82)

PART NO.	FUNCTION 1	FUNCTION 2	mA
TLED-2XAB	Amber Marker	Blue Auxiliary	80
TLED-2XRB	Red Marker	Blue Auxiliary	80

CASE QTY: 100 PCS
INNER BOX QTY: 20 PCS

GENERATION 1

10 DIODES
MARKER ONLY



ACCESSORIES OPTIONS	PART NO. OPTIONS
WIRE HARNESS	T Series (Page 84)

PART NO.	FUNCTION 1	FUNCTION 2	mA
TLED-G4XAB	Amber Marker	Blue Auxiliary	120
TLED-G4XRB	Red Marker	Blue Auxiliary	120

CASE QTY: 100 PCS
INNER BOX QTY: 10 PCS

GENERATION 3

4 DIODES
MARKER ONLY



ACCESSORIES OPTIONS	PART NO. OPTIONS
WIRE HARNESS	T Series (Page 84)

PART NO.	FUNCTION 1	FUNCTION 2	mA
TLED-G2XAB	Amber Marker	Blue Auxiliary	60
TLED-G2XRB	Red Marker	Blue Auxiliary	60

CASE QTY: 100 PCS
INNER BOX QTY: 20 PCS

BLUE DUAL REVOLUTION LEDS

G1 MARKER DUAL FLATLINE

30 DIODES
MARKER ONLY



OFF



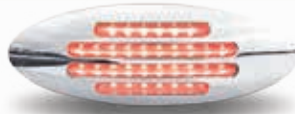
MARKER



AUXILIARY



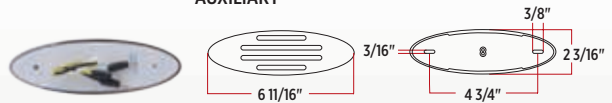
OFF



MARKER



AUXILIARY



CASE QTY: 100 PCS
INNER BOX QTY: 20 PCS

PART NO.	FUNCTION 1	FUNCTION 2	mA
TLED-FX103	Amber Marker	Blue Auxiliary	190
TLED-FX102	Red Marker	Blue Auxiliary	190

ACCESSORIES OPTIONS	PART NO. OPTIONS
WIRE HARNESS	T Series (Page 84)

G3 MARKER DUAL FLATLINE

13 DIODES
MARKER ONLY



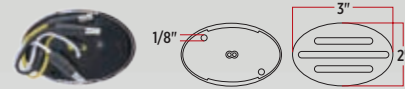
OFF



MARKER



AUXILIARY



CASE QTY: 20 PCS
INNER BOX QTY: 20 PCS

PART NO.	FUNCTION 1	FUNCTION 2	mA
TLED-FX111	Amber Marker	Blue Auxiliary	60

ACCESSORIES OPTIONS	PART NO. OPTIONS
WIRE HARNESS	T Series (Page 84)

0.5" x 17" UNDERMOUNT

24 DIODES
MARKER ONLY



OFF



MARKER



AUXILIARY



OFF



MARKER



AUXILIARY

INSTALLS WITH 3M TAPE



CASE QTY: 100 PCS
INNER BOX QTY: 10 PCS

PART NO.	FUNCTION 1	FUNCTION 2	mA
TLED-SXAB	Amber Marker	Blue Auxiliary	13
TLED-SXRB	Red Marker	Blue Auxiliary	13

ACCESSORIES OPTIONS	PART NO. OPTIONS
WIRE HARNESS	T Series, S Series (Page 84)

INSTALLED USING SUPPLIED 3M TAPE

BLUE DUAL REVOLUTION LEDs

SQUARE CAB DUAL FLATLINE

34 DIODES
MARKER ONLY



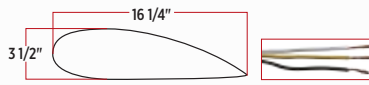
CASE QTY: 20 PCS
INNER BOX QTY: 5 PCS



PART NO.	FUNCTION 1	FUNCTION 2	mA
TLED-FX98	Amber Marker	Blue Auxiliary	280

PET CAB DUAL FLATLINE

46 DIODES
MARKER ONLY



CASE QTY: 20 PCS
INNER BOX QTY: 5 PCS

PART NO.	FUNCTION 1	FUNCTION 2	mA
TLED-FX81	Amber Marker	Blue Auxiliary	250

SQUARE CAB DUAL

42 DIODES
MARKER ONLY



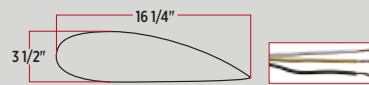

CASE QTY: 20 PCS
INNER BOX QTY: 5 PCS



PART NO.	FUNCTION 1	FUNCTION 2	mA
TLED-CAB2XAB	Amber Marker	Blue Auxiliary	280

PET CAB DUAL

19 DIODES
MARKER ONLY

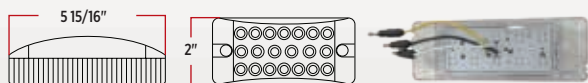


CASE QTY: 20 PCS
INNER BOX QTY: 5 PCS

PART NO.	FUNCTION 1	FUNCTION 2	mA
TLED-PCAB2XAB	Amber Marker	Blue Auxiliary	250

RECTANGLE DUAL

10 DIODES
MARKER ONLY



CASE QTY: 100 PCS
INNER BOX QTY: 20 PCS


ACCESSORIES OPTIONS	PART NO. OPTIONS
WIRE HARNESS	T Series (Page 84)

PART NO.	FUNCTION 1	FUNCTION 2	mA
TLED-2X6AB	Amber Marker	Blue Auxiliary	150
TLED-2X6RB	Red Marker	Blue Auxiliary	150

BLUE DUAL REVOLUTION LEDS

1" x 6" SLIM

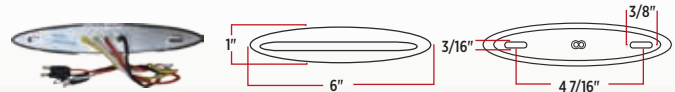
9 DIODES
AMBER TURN SIGNAL
& MARKER
RED STOP,T,T &
BLUE AUX.



CASE QTY: 100 PCS
INNER BOX QTY: 20 PCS


PART NO.	FUNCTION 1	FUNCTION 2	mA
TLED-FX80	Amber Turn Signal & Marker	Blue Auxiliary	50
TLED-FX77	Red Stop, Turn & Tail	Blue Auxiliary	50

ACCESSORIES OPTIONS	PART NO. OPTIONS
WIRE HARNESS	T Series (Page 84)



1" x 17" SLIM

24 DIODES
AMBER TURN SIGNAL
& MARKER
RED STOP,T,T &
BLUE AUX.



CASE QTY: 100 PCS
INNER BOX QTY: 20 PCS


PART NO.	FUNCTION 1	FUNCTION 2	mA
TLED-FX79	Amber Turn Signal & Marker	Blue Auxiliary	150
TLED-FX82	Red Stop, Turn & Tail	Blue Auxiliary	150

ACCESSORIES OPTIONS	PART NO. OPTIONS
WIRE HARNESS	T Series (Page 84)



OVAL

52 DIODES
RED STOP,T,T &
BLUE AUX.



CASE QTY: 100 PCS
INNER BOX QTY: 20 PCS

PART NO.	FUNCTION 1	FUNCTION 2	mA
TLED-FX110	Red Stop, Turn & Tail	Blue Auxiliary	450


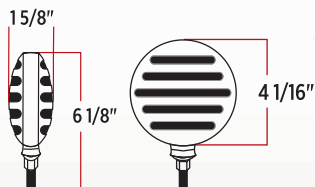
ACCESSORIES OPTIONS	PART NO. OPTIONS
WIRE HARNESS	B Series, S Series (Page 84)



BLUE DUAL REVOLUTION LEDs

DOUBLE FACE ROUND

74 DIODES
TURN SIGNAL
& MARKER


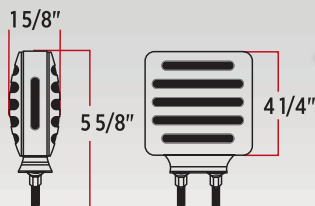


CASE QTY: 100 PCS
INNER BOX QTY: 20 PCS

PART NO.	FUNCTION 1	FUNCTION 2	mA
TLED-FX75	Amber / Red Marker & Turn Signal	Blue Auxiliary	500

DOUBLE FACE SQUARE

78 DIODES
TURN SIGNAL
& MARKER



CASE QTY: 100 PCS
INNER BOX QTY: 20 PCS

PART NO.	FUNCTION 1	FUNCTION 2	mA
TLED-FX116	Amber / Red Marker & Turn Signal	Blue Auxiliary	550

HEADLIGHT BEZEL

55 DIODES
TURN SIGNAL
& MARKER



OFF



MARKER / TURN SIGNAL



AUXILIARY

CASE QTY: 20 PCS
INNER BOX QTY: 4 PCS

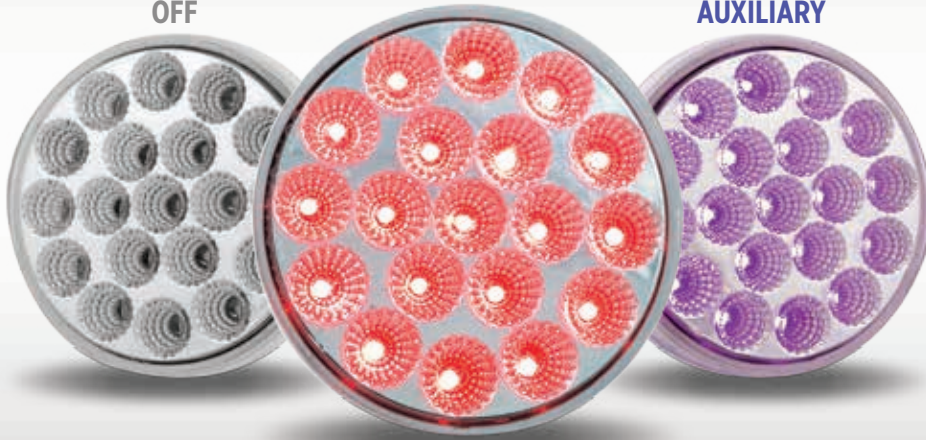
PART NO.	FUNCTION 1	FUNCTION 2	mA
TLED-FX106	Amber Marker & Turn Signal	Blue Auxiliary	550

THE NEW PURPLE

RED STOP, TURN & TAIL

OFF

AUXILIARY



DUAL 19 DIODES

CASE QTY: 100 PCS
INNER BOX QTY: 20 PCS

FEATURES:

- 2 Colours In One Light
- Revolutionary Technology
- Easy Installation
- Show off your Truck at the flick of a switch

INSTALLATION FOR ALL TLED-4X... MODELS

PLUG IN A STANDARD 3 PRONG PIGTAIL FOR RED STOP, TURN & TAIL APPLICATION, FOR BACK-UP/AUXILIARY, ONE EXTRA WIRE WITH A MALE BULLET PLUG IS PROVIDED



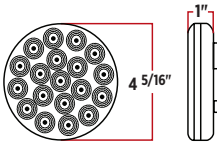
BACK



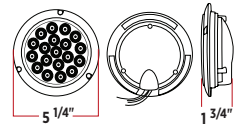
BACK WITH FLANGE



TECHNICAL SPECIFICATIONS



TECHNICAL SPECIFICATIONS WITH FLANGE



4" ROUND GROMMET MOUNT RED STOP, T, T & PURPLE AUX.



OFF

STOP, TURN & TAIL

AUXILIARY

PART NO.	FUNCTION 1	FUNCTION 2	mA
TLED-4XRP	Red Stop, Turn & Tail	Purple Auxiliary	120

4" ROUND FLANGE MOUNT RED STOP, T, T & PURPLE AUX.



OFF

STOP, TURN & TAIL

AUXILIARY

PART NO.	FUNCTION 1	FUNCTION 2	mA
TLED-4XRPF	Red Stop, Turn & Tail	Purple Auxiliary	120

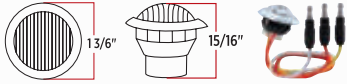
AVAILABLE ACCESSORIES

ACCESSORIES OPTIONS	PART NO. OPTIONS
GROMMETS	TGRO-4R, TGRO-4RC (Page 85)
WIRE HARNESS	B Series, S Series, TPIG-3W (Page 84)
BEZELS	TBEZ-4CH, TBEZ-4CH2, TBEZ-4CH3, TBEZ-4CH4, TBEZ-4CH5 (Pages 81-82)

PURPLE DUAL REVOLUTION LEDs

MINI BUTTON

2 DIODES
MARKER ONLY



CASE QTY: 100 PCS
INNER BOX QTY: 20 PCS

ACCESSORIES OPTIONS	PART NO. OPTIONS
WIRE HARNESS	T Series (Page 84)

PART NO.	FUNCTION 1	FUNCTION 2	mA
TLED-B3XAP	Amber Marker	Purple Auxiliary	30
TLED-B3XRP	Red Marker	Purple Auxiliary	30

2" STANDARD

7 DIODES
MARKER ONLY




CASE QTY: 100 PCS
INNER BOX QTY: 20 PCS

ACCESSORIES OPTIONS	PART NO. OPTIONS
GROMMETS	TGRO-2R, TGRO-2RC (Page 85)
WIRE HARNESS	B Series, S Series (Page 84)
BEZELS	TBEZ-2CH, TBEZ-2CH2, TBEZ-2CH3, TBEZ-2CH4, TBEZ-2CH5 (Page 81-82)

PART NO.	FUNCTION 1	FUNCTION 2	mA
TLED-2XAP	Amber Marker	Purple Auxiliary	80
TLED-2XRP	Red Marker	Purple Auxiliary	80

OVAL

12 DIODES
AMBER TURN
SIGNAL & MARKER
RED STOP, T &
PURPLE AUX.



CASE QTY: 100 PCS
INNER BOX QTY: 20 PCS

ACCESSORIES OPTIONS	PART NO. OPTIONS
GROMMETS	TGRO-OBR, TGRO-OBRC (Page 85)
WIRE HARNESS	B Series, S Series, TPIG-3W (Page 84)
BEZELS	TBEZ-OBCH2, TBEZ-OBCH3, TBEZ-OBCH4, TBEZ-OBCH5 (Page 83)

PART NO.	FUNCTION 1	FUNCTION 2	mA
TLED-OXAP	Amber Marker & Turn Signal	Purple Auxiliary	120
TLED-OXRP	Red Stop, Turn & Tail	Purple Auxiliary	120

PURPLE DUAL REVOLUTION LEDs

GENERATION 1

10 DIODES
MARKER ONLY



OFF



MARKER



AUXILIARY



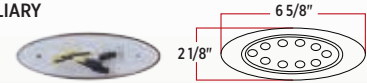
OFF



MARKER



AUXILIARY



CASE QTY: 100 PCS
INNER BOX QTY: 10 PCS

PART NO.	FUNCTION 1	FUNCTION 2	mA
TLED-G4XAP	Amber Marker	Purple Auxiliary	120
TLED-G4XRP	Red Marker	Purple Auxiliary	120

ACCESSORIES OPTIONS	PART NO. OPTIONS
WIRE HARNESS	T Series (Page 84)

GENERATION 3

4 DIODES
MARKER ONLY



OFF



MARKER



AUXILIARY



OFF



MARKER



AUXILIARY



CASE QTY: 100 PCS
INNER BOX QTY: 20 PCS

PART NO.	FUNCTION 1	FUNCTION 2	mA
TLED-G2XAP	Amber Marker	Purple Auxiliary	60
TLED-G2XRP	Red Marker	Purple Auxiliary	60

ACCESSORIES OPTIONS	PART NO. OPTIONS
WIRE HARNESS	T Series (Page 84)

SQUARE CAB DUAL

19 DIODES
MARKER ONLY



OFF



MARKER



AUXILIARY



CASE QTY: 20 PCS
INNER BOX QTY: 5 PCS

PART NO.	FUNCTION 1	FUNCTION 2	mA
TLED-CAB2XAP	Amber Marker	Purple Auxiliary	280

PET CAB DUAL

19 DIODES
MARKER ONLY



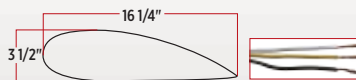
OFF



MARKER



AUXILIARY



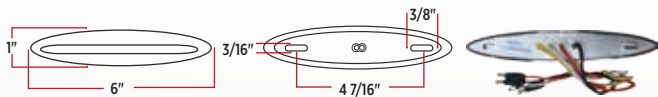
CASE QTY: 20 PCS
INNER BOX QTY: 5 PCS

PART NO.	FUNCTION 1	FUNCTION 2	mA
TLED-PCAB2XAP	Amber Marker	Purple Auxiliary	200

PURPLE DUAL REVOLUTION LEDS

1" x 6" SLIM

9 DIODES
MARKER ONLY



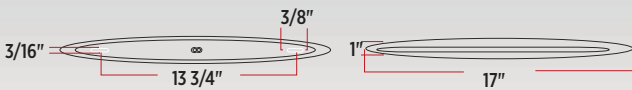
CASE QTY: 100 PCS
INNER BOX QTY: 20 PCS

ACCESSORIES OPTIONS	PART NO. OPTIONS
WIRE HARNESS	T Series (Page 84)

PART NO.	FUNCTION 1	FUNCTION 2	mA
TLED-FX120	Amber Marker	Purple Auxiliary	50
TLED-FX121	Red Marker	Purple Auxiliary	50

1" x 17" SLIM

24 DIODES
MARKER ONLY




CASE QTY: 100 PCS
INNER BOX QTY: 20 PCS

ACCESSORIES OPTIONS	PART NO. OPTIONS
WIRE HARNESS	T Series (Page 84)

PART NO.	FUNCTION 1	FUNCTION 2	mA
TLED-FX118	Amber Marker	Purple Auxiliary	150
TLED-FX119	Red Marker	Purple Auxiliary	150

0.5" x 17" UNDERMOUNT

24 DIODES
MARKER ONLY



INSTALLS WITH 3M TAPE



CASE QTY: 100 PCS
INNER BOX QTY: 10 PCS

ACCESSORIES OPTIONS	PART NO. OPTIONS
WIRE HARNESS	T Series, S Series (Page 84)

PART NO.	FUNCTION 1	FUNCTION 2	mA
TLED-SXAP	Amber Marker	Purple Auxiliary	13
TLED-SXRP	Red Marker	Purple Auxiliary	13

TWO COLORS IN ONE


DUAL 19 DIODES

CASE QTY: 100 PCS
INNER BOX QTY: 20 PCS

FEATURES:

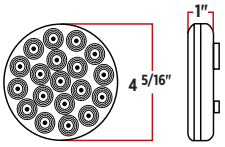
- 2 Colours In One Light
- Revolutionary Technology
- Easy Installation
- Show off your Truck at the flick of a switch

RED STOP, TURN & TAIL



NOT A TURN SIGNAL

TECHNICAL SPECIFICATIONS



BACK

INSTALLATION FOR ALL TLED-4X... MODELS

PLUG IN A STANDARD 3 PRONG PIGTAIL FOR RED STOP, TURN & TAIL APPLICATION, FOR BACK-UP/AUXILIARY, ONE EXTRA WIRE WITH A MALE BULLET PLUG IS PROVIDED



4" ROUND GROMMET MOUNT RED STOP, T, T & AMBER AUX.



OFF

STOP, TURN & TAIL

AUXILIARY

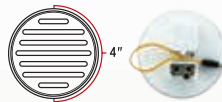
4" DUAL FLATLINE 49 DIODES



OFF

STOP, TURN & TAIL

AUXILIARY



CASE QTY: 100 PCS
INNER BOX QTY: 20 PCS

PART NO.	FUNCTION 1	FUNCTION 2	mA
TLED-4X40A	Red Stop, Turn & Tail	Amber Auxiliary	120

PART NO.	FUNCTION 1	FUNCTION 2	mA
TLED-F4XP	Red Stop, Turn & Tail	USA Auxiliary	300

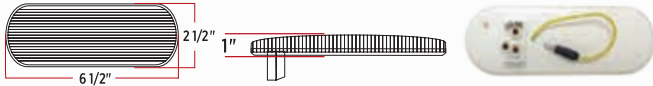
AVAILABLE ACCESSORIES

ACCESSORIES OPTIONS	PART NO. OPTIONS
GROMMETS	TGRO-4R, TGRO-4RC (Page 85)
WIRE HARNESS	B Series, S Series, TPIG-3W (Page 84)
BEZELS	TBEZ-4CH, TBEZ-4CH2, TBEZ-4CH3, TBEZ-4CH4, TBEZ-4CH5 (Pages 81-82)

DUAL REVOLUTION LEDs

OVAL

12 DIODES
TURN SIGNAL
& MARKER



CASE QTY: 100 PCS
INNER BOX QTY: 20 PCS

ACCESSORIES OPTIONS	PART NO. OPTIONS
GROMMETS	TGRO-OBR, TGRO-OBRC (Page 85)
WIRE HARNESS	B Series, S Series, TPIG-3W (Page 84)
BEZELS	TBEZ-OBCH2, TBEZ-OBCH3, TBEZ-OBCH4, TBEZ-OBCH5 (Page 83)

PART NO.	FUNCTION 1	FUNCTION 2	mA
TLED-OX60A	Amber Marker & Turn Signal	White Auxiliary	120

MINI BUTTON

2 DIODES
MARKER ONLY



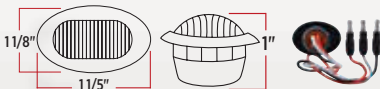
CASE QTY: 100 PCS
INNER BOX QTY: 20 PCS

ACCESSORIES OPTIONS	PART NO. OPTIONS
WIRE HARNESS	T Series (Pages 84)

PART NO.	FUNCTION 1	FUNCTION 2	mA
TLED-BX3AG	Amber Marker	Green Auxiliary	30
TLED-BX3RG	Red Marker	Green Auxiliary	30
TLED-BX3AR	Amber Marker	Red Auxiliary	30
TLED-BX3AW	Amber Marker	White Auxiliary	30

MINI OVAL

2 DIODES
MARKER ONLY



CASE QTY: 100 PCS
INNER BOX QTY: 20 PCS

OVAL FACE BUT 3/4" ROUND BASE

ACCESSORIES OPTIONS	PART NO. OPTIONS
WIRE HARNESS	T Series (Pages 84)

PART NO.	FUNCTION 1	FUNCTION 2	mA
TLED-BX4AR	Amber Marker	Red Auxiliary	30
TLED-BX4AW	Amber Marker	White Auxiliary	30

DUAL REVOLUTION LEDs

G1 MARKER

10 DIODES
MARKER ONLY



OFF



MARKER



AUXILIARY



CASE QTY: 100 PCS
INNER BOX QTY: 10 PCS

PART NO.	FUNCTION 1	FUNCTION 2	mA
TLED-G4XAW	Amber Marker	White Auxiliary	120

ACCESSORIES OPTIONS	PART NO. OPTIONS
WIRE HARNESS	T Series (Pages 84)

G3 MARKER

4 DIODES
MARKER ONLY



OFF



MARKER



AUXILIARY



OFF



MARKER



AUXILIARY



CASE QTY: 100 PCS
INNER BOX QTY: 20 PCS

PART NO.	FUNCTION 1	FUNCTION 2	mA
TLED-G2XAW	Amber Marker	White Auxiliary	60
TLED-G2XRW	Red Marker	White Auxiliary	60

ACCESSORIES OPTIONS	PART NO. OPTIONS
WIRE HARNESS	T Series (Pages 84)

G3 MARKER DUAL FLATLINE

13 DIODES
MARKER ONLY



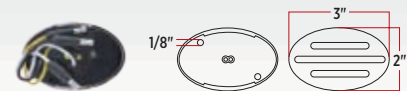
OFF



MARKER



AUXILIARY



CASE QTY: 20 PCS
INNER BOX QTY: 20 PCS

PART NO.	FUNCTION 1	FUNCTION 2	mA
TLED-FX112	Amber Marker	Red Auxiliary	60

ACCESSORIES OPTIONS	PART NO. OPTIONS
WIRE HARNESS	T Series (Pages 84)

2" DUAL FLATLINE

9 DIODES
MARKER ONLY



OFF



MARKER



AUXILIARY



CASE QTY: 20 PCS
INNER BOX QTY: 20 PCS

PART NO.	FUNCTION 1	FUNCTION 2	mA
TLED-FX84	Amber Marker	White Auxiliary	50


ACCESSORIES OPTIONS	PART NO. OPTIONS
GROMMETS	TGRO-2R, TGRO-2RC (Page 85)
WIRE HARNESS	B Series, S Series (Page 84)
BEZELS	TBEZ-2CH, TBEZ-2CH2, TBEZ-2CH3, TBEZ-2CH4, TBEZ-2CH5 (Page ??)



DUAL REVOLUTION TECHNOLOGY



TWO FUNCTIONS IN
ONE LIGHT



SHOW OFF YOUR TRUCK NOW!





**LED
LIGHTING**

STANDARD LED LIGHTING

4" STANDARD

19 DIODES



CASE QTY: 100 PCS
INNER BOX QTY: 20 PCS

PART NO.	COLOR	FUNCTION	mA
TLED-419R	Red	Stop, Turn & Tail	120
TLED-419CR	Clear Red	Stop, Turn & Tail	120

4" FLANGE MOUNT




CASE QTY: 100 PCS
INNER BOX QTY: 20 PCS

PART NO.	COLOR	FUNCTION	mA
TLED-419CRF	Clear Red	Stop, Turn & Tail	120

4" SUPER VALUE

8 DIODES



CASE QTY: 100 PCS
INNER BOX QTY: 20 PCS

PART NO.	COLOR	FUNCTION	mA
TLED-48R	Red	Stop, Turn & Tail	130
TLED-48CR	Clear Red	Stop, Turn & Tail	130

4" SUPER DIODE

17 DIODES




CASE QTY: 40 PCS
INNER BOX QTY: 5 PCS

PART NO.	COLOR	FUNCTION	mA
TLED-417A	Amber	Turn Signal	110
TLED-417R	Red	Stop, Turn & Tail	140
TLED-417CA	Clear Amber	Turn Signal	110
TLED-417CR	Clear Red	Stop, Turn & Tail	140

4" STANDARD

19 DIODES



CASE QTY: 100 PCS
INNER BOX QTY: 20 PCS

TLED-4100W ONLY
CASE QTY: 40 PCS
INNER BOX QTY: 5 PCS

PART NO.	COLOR	FUNCTION	mA
TLED-4100A	Amber	Turn Signal	105
TLED-4100R	Red	Stop, Turn & Tail	110

PART NO.	COLOR	FUNCTION	mA
TLED-4100W	White	Back-Up	140

4" STANDARD

30 DIODES



CASE QTY: 40 PCS
INNER BOX QTY: 5 PCS

PART NO.	COLOR	FUNCTION	mA
TLED-430R	Red	Stop, Turn & Tail	250

4" STANDARD

40 DIODES

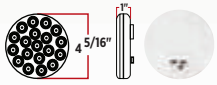


CASE QTY: 40 PCS
INNER BOX QTY: 5 PCS

PART NO.	COLOR	FUNCTION	mA
TLED-40R	Red	Stop, Turn & Tail	240

STANDARD LED LIGHTING

4" MIRROR 12 DIODES



TLED-4MA



TLED-4MR



TLED-4MCA / TLED-4MCR




TLED-4MW

CASE QTY: 40 PCS
INNER BOX QTY: 5 PCS

PART NO.	COLOR	FUNCTION	mA
TLED-4MA	Amber	Turn Signal	150
TLED-4MR	Red	Stop, Turn & Tail	150

PART NO.	COLOR	FUNCTION	mA
TLED-4MCA	Clear Amber	Turn Signal	150
TLED-4MCR	Clear Red	Stop, Turn & Tail	150
TLED-4MW	White	Back-Up	150

4" ROUND FLATLINE 49 DIODES FLATLINE



TLED-F4A



TLED-F4R



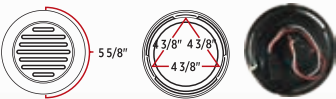
TLED-F4CA \ TLED-F4CR
\ TLED-F4W

CASE QTY: 100 PCS
INNER BOX QTY: 20 PCS

PART NO.	COLOR	FUNCTION	mA
TLED-F4A	Amber	Turn Signal	117
TLED-F4R	Red	Stop, Turn & Tail	138

PART NO.	COLOR	FUNCTION	mA
TLED-F4W	White	Back-Up	160
TLED-F4CA	Clear Amber	Turn Signal	117
TLED-F4CR	Clear Red	Stop, Turn & Tail	138

4" ROUND FLATLINE FLANGE MOUNT 49 DIODES FLATLINE



TLED-F4R1



TLED-F4CR1

CASE QTY: 100 PCS
INNER BOX QTY: 20 PCS

PART NO.	COLOR	FUNCTION	mA
TLED-F4R1	Red	Stop, Turn & Tail	138

PART NO.	COLOR	FUNCTION	mA
TLED-F4CR1	Clear Red	Stop, Turn & Tail	138

4" ROUND ACCESSORIES

ACCESSORIES OPTIONS	PART NO. OPTIONS
GROMMETS	TGRO-4R, TGRO-4RC (Pages 85)
WIRE HARNESS	B Series, S Series, TPIG-3W (Pages 84)
BEZELS	TBEZ-4CH, TBEZ-4CH2, TBEZ-4CH3, TBEZ-4CH4, TBEZ-4CH5 (Pages 81-82)

STANDARD LED LIGHTING

OVAL MIRROR

13 DIODES



TLED-OBMA



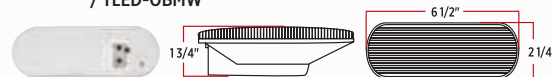
TLED-OBMR



TLED-OBMCA / TLED-OBMCR
/ TLED-OBMW

CASE QTY: 100 PCS
INNER BOX QTY: 20 PCS


PART NO.	COLOR	FUNCTION	mA
TLED-OBMA	Amber	Turn Signal	70
TLED-OBMR	Red	Stop, Turn & Tail	72



PART NO.	COLOR	FUNCTION	mA
TLED-OBMCA	Clear Amber	Turn Signal	70
TLED-OBMCR	Clear Red	Stop, Turn & Tail	72
TLED-OBMW	White	Back-Up	110

OVAL SUPER DIODE

13 DIODES



TLED-OBSA



TLED-OBSCA / TLED-OBSCR

CASE QTY: 100 PCS
INNER BOX QTY: 20 PCS

PART NO.	COLOR	FUNCTION	mA
TLED-OBSA	Amber	Turn Signal	110
TLED-OBMR	Red	Stop, Turn & Tail	120
TLED-OBSCA	Clear Amber	Turn Signal	110
TLED-OBSCR	Clear Red	Stop, Turn & Tail	120




OVAL STANDARD

12 DIODES



TLED-O12CA / TLED-O12CR



CASE QTY: 100 PCS
INNER BOX QTY: 20 PCS

PART NO.	COLOR	FUNCTION	mA
TLED-O12CA	Clear Amber	Turn Signal	190
TLED-O12CR	Clear Red	Stop, Turn & Tail	190

OVAL FLATLINE

52 DIODES
FLATLINE



TLED-FOA



TLED-FOR



TLED-FOCA / TLED-FOCR
/ TLED-FOW

CASE QTY: 100 PCS
INNER BOX QTY: 20 PCS

PART NO.	COLOR	FUNCTION	mA
TLED-FOA	Amber	Turn Signal	121
TLED-FOR	Red	Stop, Turn & Tail	182



PART NO.	COLOR	FUNCTION	mA
TLED-FOCA	Clear Amber	Turn Signal	121
TLED-FOCR	Clear Red	Stop, Turn & Tail	184
TLED-FOW	White	Back-Up	184

OVAL ACCESSORIES

ACCESSORIES OPTIONS	PART NO. OPTIONS
GROMMETS	TGRO-OBR, TGRO-OBRC (Pages 85)
WIRE HARNESS	B Series, S Series, TPIG-3W (Pages 84)
BEZELS	TBEZ-OBCH2, TBEZ-OBCH3, TBEZ-OBCH4, TBEZ-OBCH5 (Pages 81-82)

STANDARD LED LIGHTING

2" SUPER VALUE 9 DIODES



CASE QTY: 200 PCS
INNER BOX QTY: 20 PCS

PART NO.	COLOR	FUNCTION	mA
TLED-2A	Amber	Marker	39
TLED-2R	Red	Marker	31

PART NO.	COLOR	FUNCTION	mA
TLED-2TA	Clear Amber	Marker	39
TLED-2TR	Clear Red	Marker	31

2" SUPER DIODE 5 DIODES



CASE QTY: 20 PCS
INNER BOX QTY: 20 PCS

PART NO.	COLOR	FUNCTION	mA
TLED-2SA	Amber	Marker	30
TLED-2SR	Red	Marker	30

PART NO.	COLOR	FUNCTION	mA
TLED-2SCA	Clear Amber	Marker	30
TLED-2SCR	Clear Red	Marker	30

2" CHROME 7 DIODES




CASE QTY: 100 PCS
INNER BOX QTY: 20 PCS

TLED-2XCA / TLED-2XCR

PART NO.	COLOR	FUNCTION	mA
TLED-2XCA	Clear Amber	Marker	80
TLED-2XCR	Clear Red	Marker	80

2" CHROME 7 DIODES



CASE QTY: 215 PCS
INNER BOX QTY: 20 PCS

TLED-2CA / TLED-2CR

PART NO.	COLOR	FUNCTION	mA
TLED-2CA	Clear Amber	Marker	39
TLED-2CR	Clear Red	Marker	41

2" FLATLINE 9 DIODES FLATLINE



CASE QTY: 100 PCS
INNER BOX QTY: 20 PCS

PART NO.	COLOR	FUNCTION	mA
TLED-F2A	Amber	Marker	34
TLED-F2R	Red	Marker	35

PART NO.	COLOR	FUNCTION	mA
TLED-F2CA	Clear Amber	Marker	34
TLED-F2CR	Clear Red	Marker	35

2" ROUND ACCESSORIES

ACCESSORY OPTION	PART NO. OPTIONS	ACCESSORY OPTION	PART NO. OPTIONS	ACCESSORY OPTION	PART NO. OPTIONS
GROMMETS	TGRO-2R, TGRO-2RC (Page 85)	WIRE HARNESS	B Series, TPIG-2W (Page 84)	BEZELS	TBEZ-2CH, TBEZ-2CH2, TBEZ-2CH3, TBEZ-2CH5 (Pages 81-82)

STANDARD LED LIGHTING

2.5" SUPER VALUE

13 DIODES



TLED-2HA

TLED-2HR

TLED-2HTA / TLED-2HTR


CASE QTY: 200 PCS
INNER BOX QTY: 20 PCS

PART NO.	COLOR	FUNCTION	mA
TLED-2HA	Amber	Marker	72
TLED-2HR	Red	Marker	51
TLED-2HTA	Clear Amber	Marker	72
TLED-2HTR	Clear Red	Marker	51

2.5" FLATLINE

14 DIODES

FLATLINE



TLED-F2HA

TLED-F2HR

TLED-F2HCA / TLED-F2HCR

CASE QTY: 100 PCS
INNER BOX QTY: 20 PCS

PART NO.	COLOR	FUNCTION	mA
TLED-F2HA	Amber	Marker	54
TLED-F2HR	Red	Marker	56
TLED-F2HCA	Clear Amber	Marker	54
TLED-F2HCR	Clear Red	Marker	56

2" BEEHIVE

9 DIODES



TLED-2BA

TLED-2BR

CASE QTY: 100 PCS
INNER BOX QTY: 10 PCS

SEE ABOVE FOR ACCESSORIES

PART NO.	COLOR	FUNCTION	mA
TLED-2BA	Amber	Marker	50
TLED-2BR	Red	Marker	50

2.5" SUPER DIODE

5 DIODES



TLED-2HSA

TLED-2HSR

TLED-2HSCA / TLED-2HSCR

CASE QTY: 160 PCS
INNER BOX QTY: 20 PCS

PART NO.	COLOR	FUNCTION	mA
TLED-2HSA	Amber	Marker	30
TLED-2HSR	Red	Marker	30
TLED-2HSCA	Clear Amber	Marker	30
TLED-2HSCR	Clear Red	Marker	30

2.5" CHROME

9 DIODES



TLED-2HCA / TLED-2HCR

CASE QTY: 100 PCS
INNER BOX QTY: 20 PCS

PART NO.	COLOR	FUNCTION	mA
TLED-2HCA	Clear Amber	Marker	71
TLED-2HCR	Clear Red	Marker	52

2 / 2.5" ACCESSORIES

ACCESSORIES OPTIONS	PART NO. OPTIONS
GROMMETS	TGRO-2HRO, TGRO-2HR (Page 85)
WIRE HARNESS	B Series, TPIG-2W (Page 84)
BEZELS	TBEZ-2HCH, TBEZ-2HCH2, TBEZ-2HCH3, TBEZ-2HCH5, TBEZ-2HCH4 (Pages 81-82)

2.5" BEEHIVE

13 DIODES



TLED-2HBA

TLED-2HBR

CASE QTY: 100 PCS
INNER BOX QTY: 10 PCS

SEE ABOVE FOR ACCESSORIES

PART NO.	COLOR	FUNCTION	mA
TLED-2HBA	Amber	Marker	71
TLED-2HBR	Red	Marker	52

STANDARD LED LIGHTING



G1 MARKER 4 DIODES



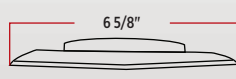
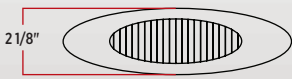
TLED-G4A



TLED-G4R



TLED-G4CA / TLED-G4CR




CASE QTY: 100 PCS
INNER BOX QTY: 10 PCS

AVAILABLE WIRE HARNESS ACCESSORY: D SERIES (PAGES 84)

PART NO.	COLOR	FUNCTION	mA
TLED-G4A	Amber	Marker	30
TLED-G4R	Red	Marker	29.3

PART NO.	COLOR	FUNCTION	mA
TLED-G4CA	Clear Amber	Marker	30
TLED-G4CR	Clear Red	Marker	29.3


G3 MARKER 2 DIODES



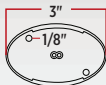
TLED-G2A



TLED-G2R



TLED-G2CA / TLED-G2CR



CASE QTY: 100 PCS
INNER BOX QTY: 20 PCS

AVAILABLE WIRE HARNESS ACCESSORY: D SERIES (PAGES 84)

PART NO.	COLOR	FUNCTION	mA
TLED-G2A	Amber	Marker	40
TLED-G2R	Red	Marker	40

PART NO.	COLOR	FUNCTION	mA
TLED-G2CA	Clear Amber	Marker	40
TLED-G2CR	Clear Red	Marker	40



STANDARD LED LIGHTING

G1 MARKER FLATLINE

30 DIODES
FLATLINE



TLED-FGA



TLED-FGR



TLED-FGCA / TLED-FGCR



CASE QTY: 100 PCS
INNER BOX QTY: 20 PCS

AVAILABLE WIRE HARNESS ACCESSORY: D SERIES (PAGE 85)

PART NO.	COLOR	FUNCTION	mA
TLED-FGA	Amber	Marker	71
TLED-FGR	Red	Marker	72

PART NO.	COLOR	FUNCTION	mA
TLED-FGCA	Clear Amber	Marker	71
TLED-FGCR	Clear Red	Marker	72

G3 MARKER FLATLINE

13 DIODES
FLATLINE



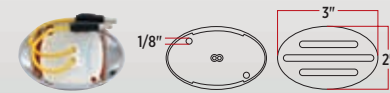
TLED-FG2A



TLED-FG2R



TLED-FG2CA / TLED-FG2CR



CASE QTY: 100 PCS
INNER BOX QTY: 20 PCS

AVAILABLE WIRE HARNESS ACCESSORY: D SERIES (PAGE 85)

PART NO.	COLOR	FUNCTION	mA
TLED-FG2A	Amber	Marker	35
TLED-FG2R	Red	Marker	40

PART NO.	COLOR	FUNCTION	mA
TLED-FG2CA	Clear Amber	Marker	35
TLED-FG2CR	Clear Red	Marker	40

G1 MARKER CHROME

10 DIODES



TLED-G4XCA



TLED-G4XCR



TLED-G4XCA / TLED-G4XCR



CASE QTY: 100 PCS
INNER BOX QTY: 10 PCS

AVAILABLE WIRE HARNESS ACCESSORY: D SERIES (PAGE 85)

PART NO.	COLOR	FUNCTION	mA
TLED-G4XCA	Clear Amber	Marker	120


PART NO.	COLOR	FUNCTION	mA
TLED-G4XCR	Clear Red	Marker	120

G3 MARKER CHROME

4 DIODES



TLED-G2XCA / G2XCR



CASE QTY: 100 PCS
INNER BOX QTY: 10 PCS

AVAILABLE WIRE HARNESS ACCESSORY: D SERIES (PAGE 85)

PART NO.	COLOR	FUNCTION	mA
TLED-G2XCA	Clear Amber	Marker	40
TLED-G2XCR	Clear Red	Marker	40



UNIVERSAL HEADLIGHT BEZEL

50 DIODES
AMBER TURN SIGNAL
AND MARKER



TLED-1029



TLED-1029A



TLED-1029W

CASE QTY: 20 PCS
INNER BOX QTY: 4 PCS

PART NO.	COLOR	FUNCTION	mA
TU-1029	Clear Amber	Turn Signal & Marker	550
TU-1029A	Amber	Turn Signal & Marker	550

PART NO.	COLOR	FUNCTION	mA
TU-1029W	White	Marker	550



STANDARD LED LIGHTING



MINI BUTTON

2 DIODES
3 WIRES



TLED-B3A

TLED-B3R

TLED-B3CA / TLED-B3CR

CASE QTY: 100 PCS
INNER BOX QTY: 20 PCS

FITS INTO ANY EXISTING STANDARD 3/4" HOLE.



PART NO.	COLOR	FUNCTION	mA
TLED-B3A	Amber	Marker	40
TLED-B3R	Red	Marker	40
TLED-B3CA	Clear Amber	Marker	40
TLED-B3CR	Clear Red	Marker	40

MINI BUTTON

2 DIODES
2 WIRES



TLED-B2A

TLED-B2R

TLED-B2CA / TLED-B2CR

CASE QTY: 100 PCS
INNER BOX QTY: 20 PCS

FITS INTO ANY EXISTING STANDARD 3/4" HOLE.



PART NO.	COLOR	FUNCTION	mA
TLED-B2A	Amber	Marker	40
TLED-B2R	Red	Marker	40
TLED-B2CA	Clear Amber	Marker	40
TLED-B2CR	Clear Red	Marker	40

MINI OVAL

2 DIODES
3 WIRES



TLED-B4A

TLED-B4R

TLED-B4CA / TLED-B4CR

CASE QTY: 100 PCS
INNER BOX QTY: 20 PCS

OVAL FACE BUT 3/4" ROUND BASE



PART NO.	COLOR	FUNCTION	mA
TLED-B4A	Amber	Marker	34.2
TLED-B4R	Red	Marker	34.2
TLED-B4CA	Clear Amber	Marker	34.2
TLED-B4CR	Clear Red	Marker	34.2

MINI BUTTON & MINI OVAL ACCESSORIES

ACCESSORY OPTION	PART NO. OPTIONS
WIRE HARNESS	D Series, T Series (Page 85)



PETERBILT CAB

19 DIODES



TLED-PCAB



TLED-PCABC



CASE QTY: 50 PCS
INNER BOX QTY: 10 PCS

PART NO.	COLOR	FUNCTION	mA
TLED-PCAB	Amber	Marker	60
TLED-PCABC	Clear Amber	Marker	60

PETERBILT CAB

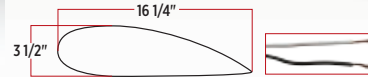
19 DIODES WITH HOUSING



TLED-PCAB2



TLED-PCABC2



CASE QTY: 20 PCS
INNER BOX QTY: 5 PCS

PART NO.	COLOR	FUNCTION	mA
TLED-PCAB2	Amber	Marker	60
TLED-PCABC2	Clear Amber	Marker	60

PETERBILT CAB FLATLINE


46 DIODES
FLATLINE



TLED-FCP



TLED-FCPC



CASE QTY: 50 PCS
INNER BOX QTY: 10 PCS

PART NO.	COLOR	FUNCTION	mA
TLED-FCP	Amber	Marker	160
TLED-FCPC	Clear Amber	Marker	160

PETERBILT CAB FLATLINE

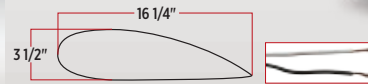
46 DIODES WITH HOUSING
FLATLINE



TLED-FCP2



TLED-FCPC2



CASE QTY: 20 PCS
INNER BOX QTY: 5 PCS

PART NO.	COLOR	FUNCTION	mA
TLED-FCP2	Amber	Marker	160
TLED-FCPC2	Clear Amber	Marker	160

SQUARE CAB

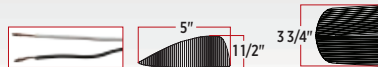
42 DIODES



TLED-CAB



TLED-CABC



CASE QTY: 60 PCS
INNER BOX QTY: 8 PCS

PART NO.	COLOR	FUNCTION	mA
TLED-CAB	Amber	Marker	146
TLED-CABC	Clear Amber	Marker	146

SQUARE CAB

42 DIODES WITH HOUSING



TLED-CAB2



TLED-CABC2



CASE QTY: 20 PCS
INNER BOX QTY: 5 PCS

PART NO.	COLOR	FUNCTION	mA
TLED-CAB2	Amber	Marker	146
TLED-CABC2	Clear Amber	Marker	146

SQUARE CAB FLATLINE


34 DIODES
FLATLINE



TLED-FCK



TLED-FCKC



CASE QTY: 100 PCS
INNER BOX QTY: 20 PCS

PART NO.	COLOR	FUNCTION	mA
TLED-FCK	Amber	Marker	90
TLED-FCKC	Clear Amber	Marker	90

SQUARE CAB FLATLINE

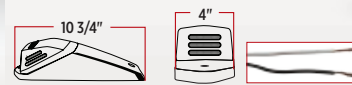
34 DIODES WITH HOUSING
FLATLINE



TLED-FCK2



TLED-FCKC2



CASE QTY: 20 PCS
INNER BOX QTY: 5 PCS

PART NO.	COLOR	FUNCTION	mA
TLED-FCK2	Amber	Marker	90
TLED-FCKC2	Clear Amber	Marker	90

STANDARD LED LIGHTING



INFINITY

13 DIODES



TLED-INFA



TLED-INFR



TLED-INFCA / TLED-INFRC

CASE QTY: 100 PCS
INNER BOX QTY: 20 PCS

PART NO.	COLOR	FUNCTION	mA
TLED-INFA	Amber	Marker	63
TLED-INFR	Red	Marker	64



PART NO.	COLOR	FUNCTION	mA
TLED-INFCA	Clear Amber	Marker	63
TLED-INFRC	Clear Red	Marker	64

INFINITY SMALL

6 DIODES



TLED-IN2FA



TLED-IN2FR



TLED-INF2CA / TLED-INF2CR

CASE QTY: 100 PCS
INNER BOX QTY: 20 PCS

PART NO.	COLOR	FUNCTION	mA
TLED-INF2A	Amber	Marker	19
TLED-INF2R	Red	Marker	25



PART NO.	COLOR	FUNCTION	mA
TLED-INF2CA	Clear Amber	Marker	19
TLED-INF2CR	Clear Red	Marker	26

INFINITY ACCESSORIES

ACCESSORY OPTION	PART NO. OPTION
WIRE HARNESS	D Series (Pages 84)

STANDARD LED LIGHTING



1" x 2" 6 DIODES



TLED-1X2A



TLED-1X2R



CASE QTY: 50 PCS
INNER BOX QTY: 10 PCS

PART NO.	COLOR	FUNCTION	mA
TLED-1X2A	Amber	Marker	39
TLED-1X2R	Red	Marker	39

ACCESSORIES OPTIONS	PART NO. OPTIONS
MOUNTING BASE	TBAS-1X2, TBAS-1X2C (Page 82)

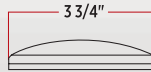
1" x 4" 12 DIODES



TLED-1X4A



TLED-1X4R



CASE QTY: 160 PCS
INNER BOX QTY: 20 PCS

PART NO.	COLOR	FUNCTION	mA
TLED-1X4A	Amber	Marker	40
TLED-1X4R	Red	Marker	40

ACCESSORIES OPTIONS	PART NO. OPTIONS
MOUNTING BASE	TBAS-1X4, TBAS-1X4C (Page 82)


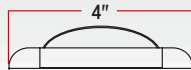
EXTERIOR THIN LINE 7 DIODES



TLED-TLA



TLED-TLR



CASE QTY: 100 PCS
INNER BOX QTY: 20 PCS

PART NO.	COLOR	FUNCTION	mA
TLED-TLA	Amber	Marker	39

PART NO.	COLOR	FUNCTION	mA
TLED-TLR	Red	Marker	30

AVAILABLE WIRE HARNESS ACCESSORY: D SERIES (PAGE 84)

DOUBLE BULLSEYE 16 DIODES 1 HOT WIRE




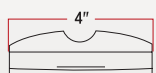
TLED-BA



TLED-BR



TLED-BCA / TLED-BCR




CASE QTY: 100 PCS
INNER BOX QTY: 20 PCS

PART NO.	COLOR	FUNCTION	mA
TLED-BA	Amber	Marker	60
TLED-BR	Red	Marker	50

PART NO.	COLOR	FUNCTION	mA
TLED-BCA	Clear Amber	Marker	56
TLED-BCR	Clear Red	Marker	59

AVAILABLE WIRE HARNESS ACCESSORY: S SERIES (PAGE 84)

STANDARD LED LIGHTING



2" x 6" TRAILER

20 DIODES



TLED-2X6A



TLED-2X6R



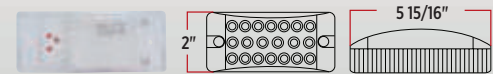
TLED-2X6CA / TLED-2X6CR

CASE QTY: 40 PCS
INNER BOX QTY: 10 PCS

AVAILABLE WIRE HARNESS ACCESSORY: D SERIES (PAGE 84)

PART NO.	COLOR	FUNCTION	mA
TLED-2X6A	Amber	Marker	70
TLED-2X6R	Red	Marker	80

PART NO.	COLOR	FUNCTION	mA
TLED-2X6CA	Clear Amber	Marker	70
TLED-2X6CR	Clear Red	Marker	80



2" x 6" TRAILER

8 DIODES
REFLECTORIZED



TLED-2X6RA



TLED-2X6RR

8 DIODES

CASE QTY: 50 PCS
INNER BOX QTY: 1PC

AVAILABLE WIRE HARNESS ACCESSORY: D SERIES (PAGE 84)

PART NO.	COLOR	FUNCTION	mA
TLED-2X6RA	Amber	Marker	46

PART NO.	COLOR	FUNCTION	mA
TLED-2X6RR	Red	Marker	46



2" x 6" TRAILER

20 DIODES
STOP, TURN & TAIL



TLED-2X6R3



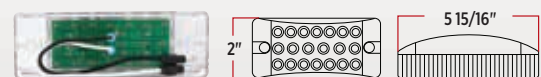
TLED-2X6CR3

CASE QTY: 40 PCS
INNER BOX QTY: 10 PCS

AVAILABLE WIRE HARNESS ACCESSORY: D SERIES (PAGE 84)

PART NO.	COLOR	FUNCTION	mA
TLED-2X6R3	Red	Stop, Turn & Tail	90

PART NO.	COLOR	FUNCTION	mA
TLED-2X6CR3	Clear Red	Stop, Turn & Tail	90



STANDARD LED LIGHTING

2" x 6" TRAILER

24 DIODES
MULTI-DIRECTIONAL



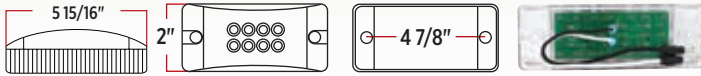
TLED-2X6DA



TLED-2X6DR



TLED-2X6DCA / TLED-2X6DCR



CASE QTY: 40 PCS
INNER BOX QTY: 10 PCS

AVAILABLE WIRE HARNESS ACCESSORY: D SERIES (PAGE 84)

PART NO.	COLOR	FUNCTION	mA
TLED-2X6DA	Amber	Marker	56
TLED-2X6DR	Red	Marker	59

PART NO.	COLOR	FUNCTION	mA
TLED-2X6DCA	Clear Amber	Marker	56
TLED-2X6DCR	Clear Red	Marker	59

2" x 6" TRAILER FLATLINE

22 DIODES
FLATLINE




TLED-FTA



TLED-FTR



TLED-FTCA / TLED-FTCR



CASE QTY: 100 PCS
INNER BOX QTY: 20 PCS

AVAILABLE WIRE HARNESS ACCESSORY: D SERIES (PAGE 84)

PART NO.	COLOR	FUNCTION	mA
TLED-FTA	Amber	Marker	56
TLED-FTR	Red	Marker	59

PART NO.	COLOR	FUNCTION	mA
TLED-FTCA	Clear Amber	Marker	56
TLED-FTCR	Clear Red	Marker	59

2" x 6" FREIGHTLINER TURN SIGNAL

18 DIODES
HUMP



TLED-2X6SA



TLED-2X6SCA / TLED-2X6SCR



CASE QTY: 35 PCS
INNER BOX QTY: 1 PC

AVAILABLE WIRE HARNESS ACCESSORY: D SERIES (PAGE 84)

PART NO.	COLOR	FUNCTION	mA
TLED-2X6SA	Amber	Marker	64

PART NO.	COLOR	FUNCTION	mA
TLED-2X6SCA	Clear Amber	Marker	64



OVAL HUMP

18 DIODES



TLED-HOBA



CASE QTY: 10 PCS
INNER BOX QTY: 20 PCS

PART NO.	COLOR	FUNCTION	mA
TLED-HOBA	Amber	Turn Signal & Marker	130

STANDARD LED LIGHTING

1" x 6" SLIM

9 DIODES
FLATLINE



TLED-FG4A



TLED-FG4R



TLED-FG4CA / TLED-FG4CR



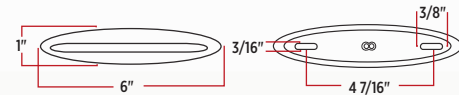
TLED-FG4B



TLED-FG4W

CASE QTY: 100 PCS
INNER BOX QTY: 20 PCS

AVAILABLE WIRE HARNESS ACCESSORY: D SERIES (PAGE 84)



PART NO.	COLOR	FUNCTION	mA
TLED-FG4A	Amber	Marker	31
TLED-FG4R	Red	Marker	32
TLED-FG4B	Blue	Marker	35

PART NO.	COLOR	FUNCTION	mA
TLED-FG4W	White	Marker	35
TLED-FG4CA	Clear Amber	Marker	31
TLED-FG4CR	Clear Red	Marker	32

1" x 4.5" SLIM

7 DIODES



TLED-F45A



TLED-F45R



TLED-F45CA / TLED-F45CR



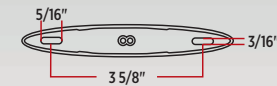
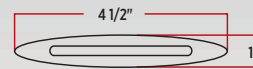
TLED-F45B



TLED-F45W

CASE QTY: 100 PCS
INNER BOX QTY: 20 PCS

AVAILABLE WIRE HARNESS ACCESSORY: D SERIES (PAGE 84)



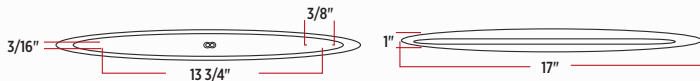

PART NO.	COLOR	FUNCTION	mA
TLED-F45A	Amber	Marker	20
TLED-F45R	Red	Marker	20
TLED-F45CA	Clear Amber	Marker	20

PART NO.	COLOR	FUNCTION	mA
TLED-F45CR	Clear Red	Marker	20
TLED-F45B	Blue	Marker	20
TLED-F45W	White	Marker	20



STANDARD LED LIGHTING

1" x 17" SLIM 24 DIODES



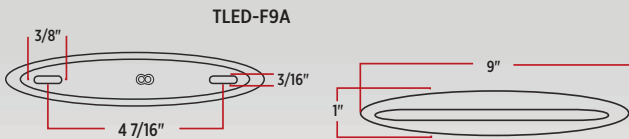
CASE QTY: 100 PCS
INNER BOX QTY: 20 PCS

AVAILABLE WIRE HARNESS ACCESSORY: D SERIES (PAGE 84)

PART NO.	COLOR	FUNCTION	mA
TLED-F17A	Amber	Marker	90
TLED-F17R	Red	Marker	90
TLED-F17CA	Clear Amber	Marker	90
TLED-F17CR	Clear Red	Marker	90

PART NO.	COLOR	FUNCTION	mA
TLED-F17B	Blue	Marker	100
TLED-F17P	Purple	Marker	100
TLED-F17W	White	Marker	100

1" x 9" SLIM 14 DIODES



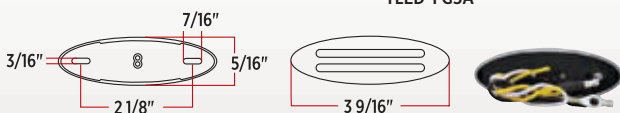
CASE QTY: 100 PCS
INNER BOX QTY: 20 PCS

AVAILABLE WIRE HARNESS ACCESSORY: D SERIES (PAGE 84)

PART NO.	COLOR	FUNCTION	mA
TLED-F9A	Amber	Marker	60
TLED-F9R	Red	Marker	60
TLED-F9CA	Clear Amber	Marker	60

PART NO.	COLOR	FUNCTION	mA
TLED-F9CR	Clear Red	Marker	60
TLED-F9B	Blue	Marker	60
TLED-F9W	White	Marker	60

MINI MARKER 8 DIODES FLATLINE



CASE QTY: 100 PCS
INNER BOX QTY: 20 PCS

AVAILABLE WIRE HARNESS ACCESSORY: D SERIES (PAGE 84)

PART NO.	COLOR	FUNCTION	mA
TLED-FG3A	Amber	Marker	18
TLED-FG3R	Red	Marker	19
TLED-FG3B	Blue	Marker	88

PART NO.	COLOR	FUNCTION	mA
TLED-FG3W	White	Marker	88
TLED-FG3CA	Clear Amber	Marker	18
TLED-FG3CR	Clear Red	Marker	19

STANDARD LED LIGHTING

PETERBILT MARKER

12 DIODES



TLED-PETA

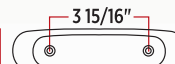



TLED-PETR



TLED-PETCA / TLED-PETCR

CASE QTY: 100 PCS
INNER BOX QTY: 20 PCS



PART NO.	COLOR	FUNCTION	mA
TLED-PETA	Amber	Marker	60
TLED-PETR	Red	Marker	60

PART NO.	COLOR	FUNCTION	mA
TLED-PETCA	Clear Amber	Marker	60
TLED-PETCR	Clear Red	Marker	60

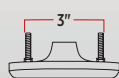
PETERBILT FENDER

4 DIODES



TLED-PA

CASE QTY: 100 PCS
INNER BOX QTY: 10 PCS



PART NO.	COLOR	FUNCTION	mA
TLED-PA	Amber	Marker	60

PETERBILT FENDER

13 DIODES
FLATLINE

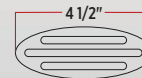
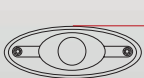
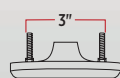


TLED-FPA



TLED-FPCA

CASE QTY: 100 PCS
INNER BOX QTY: 20 PCS



PART NO.	COLOR	FUNCTION	mA
TLED-FPA	Amber	Marker	55
TLED-FPCA	Clear Amber	Marker	55

OVAL SEQUENTIAL ARROW

35 DIODES



TLED-SOBA



TLED-SOBR



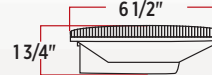
TLED-SOBCA



TLED-SOBCR

CASE QTY: 40 PCS
INNER BOX QTY: 10 PCS

PART NO.	COLOR	FUNCTION	mA
TLED-SOBA	Amber	Turn Signal	640
TLED-SOBR	Red	Stop, Turn & Tail	660
TLED-SOBCA	Clear Amber	Turn Signal	640
TLED-SOBCR	Clear Red	Stop, Turn & Tail	660

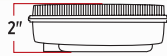
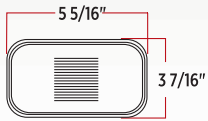


ACCESSORIES OPTIONS	PART NO. OPTIONS
GROMMETS	TGRO-OBR, TGRO-OBRC (Page 85)
WIRE HARNESS	B Series, TPIG-3W (Page 84)
BEZELS	TBEZ-OBCH2, TBEZ-OBCH3, TBEZ-OBCH4, TBEZ-OBCH5 (Page 83)

STANDARD LED LIGHTING

SQUARE

32 DIODES
STOP, TURN & TAIL



TLED-SQA1



TLED-SQR1

PART NO.	COLOR	FUNCTION	mA
TLED-SQA1	Amber	Turn Signal	95
TLED-SQR1	Red	Stop, Turn & Tail	90

CASE QTY: 5 PCS
INNER BOX QTY: 4 PCS

ACCESSORIES OPTIONS	PART NO. OPTIONS
GROMMETS	TGRO-SQR
WIRE HARNESS	B Series, TPIG-3W
BEZELS	TBEZ-SQR

1" x 9" LED STRIP

13 DIODES



TLED-U13A




TLED-U13R



TLED-U13CA / TLED-U13CR

CASE QTY: 100 PCS
INNER BOX QTY: 20 PCS



PART NO.	COLOR	FUNCTION	mA
TLED-U13A	Amber	Auxiliary	130
TLED-U13R	Red	Auxiliary	130
TLED-U13CA	Clear Amber	Auxiliary	130
TLED-U13CR	Clear Red	Auxiliary	130

1" x 17" LED STRIP

12 DIODES



TLED-U3A




TLED-U3R



TLED-U3CA / TLED-U3CR/TLED-U3W

CASE QTY: 100 PCS
INNER BOX QTY: 20 PCS



PART NO.	COLOR	FUNCTION	mA
TLED-U3A	Amber	Auxiliary	110
TLED-U3R	Red	Auxiliary	120
TLED-U3CA	Clear Amber	Auxiliary	110
TLED-U3CR	Clear Red	Auxiliary	120
TLED-U3W	White	Auxiliary	80

FREIGHTLINER SLEEPER

35 DIODES
3 WIRES

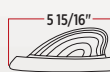
MARKER AND
TURN SIGNAL



TLED-FLCA



TLED-FLCAC




CASE QTY: 20 PCS
INNER BOX QTY: 10 PCS

PART NO.	COLOR	FUNCTION	mA
TLED-FLCA	Amber	Marker / Turn Signal	130
TLED-FLCAC	Clear Amber	Marker / Turn Signal	130

FREIGHTLINER CAB


20 DIODES



TLED-FTLA



TLED-FTLCA




CASE QTY: 20 PCS
INNER BOX QTY: 10 PCS

PART NO.	COLOR	FUNCTION	mA
TLED-FTLA	Amber	Marker	50
TLED-FTLCA	Clear Amber	Marker	50

STANDARD LED LIGHTING

DOUBLE FACE

42 DIODES
SUPER VALUE



CASE QTY: 24 PCS
INNER BOX QTY: 5 PCS

PART NO.	COLOR	FUNCTION	mA
TLED-DFF	Amber / Red	Marker	180

PART NO.	COLOR	FUNCTION	mA
TLED-DFCC	Clear Amber / Clear Red	Marker	180

DOUBLE FACE

34 DIODES
SUPER DIODE



CASE QTY: 20 PCS
INNER BOX QTY: 5 PCS

PART NO.	COLOR	FUNCTION	mA
TLED-DFC2	Amber / Red	Marker	290

PART NO.	COLOR	FUNCTION	mA
TLED-DFCC2	Clear Amber / Clear Red	Marker	290

DOUBLE FACE

38 DIODES
"OL-SKUL" ROUND



CASE QTY: 20 PCS
INNER BOX QTY: 5 PCS

PART NO.	COLOR	FUNCTION	mA
TLED-DFO	Amber / Red	Marker	670

DOUBLE FACE FLATLINE

74 DIODES
FLATLINE




CASE QTY: 100 PCS
INNER BOX QTY: 20 PCS

PART NO.	COLOR	FUNCTION	mA
TLED-FD	Amber / Red	Marker	200

PART NO.	COLOR	FUNCTION	mA
TLED-FDC	Clear Amber / Clear Red	Marker	200

SQUARE DOUBLE FACE

38 DIODES
SUPER DIODE



TLED-SDFL3 / TLED-SDFR3
(FRONT)



TLED-SDFL3 / TLED-SDFR3
(SIDE)



TLED-SDFL3 / TLED-SDFR3
(BACK)



TLED-SDFL4 / TLED-SDFR4
(FRONT)



TLED-SDFL4 / TLED-SDFR4
(SIDE)



TLED-SDFL4 / TLED-SDFR4
(BACK)



TLED-SDFL3C \ TLED-SDFL3CA
(OFF)



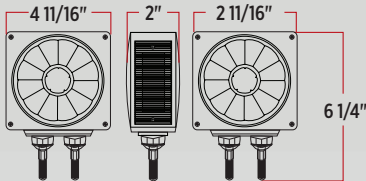
TLED-SDFL3C \ TLED-SDFL3CA
(FRONT)



TLED-SDFL3C (SIDE)



TLED-SDFL3C (BACK)



ALL PART # WITH "3"
HAVE 2 POST SCREWS

ALL PART # WITH "4"
HAVE 1 POST SCREW

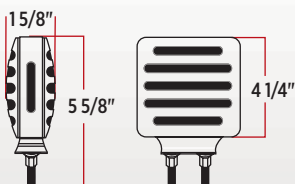
CASE QTY: 20 PCS
INNER BOX QTY: 5 PCS

PART NO.	COLOR	FUNCTION	mA
TLED-SDFL3	Amber / Red	Driver Side Marker	240
TLED-SDFR3	Amber / Red	Passenger Side Marker	240
TLED-SDFL3C	Clear Amber / Clear Red	Driver Side Marker	240
TLED-SDFR3C	Clear Amber / Clear Red	Passenger Side Marker	240
TLED-SDFL3CA	Clear Amber / Clear Amber	Driver Side Marker	240
TLED-SDFR3CA	Clear Amber / Clear Amber	Passenger Side Marker	240

PART NO.	COLOR	FUNCTION	mA
TLED-SDFL3A	Amber / Amber	Driver Side Marker	240
TLED-SDFR3A	Amber / Amber	Passenger Side Marker	240
TLED-SDFL4	Amber / Red	Driver Side Marker	240
TLED-SDFR4	Amber / Red	Driver Side Marker	240
TLED-SDFL4C	Clear Amber / Clear Red	Passenger Side Marker	240
TLED-SDFR4C	Clear Amber / Clear Red	Passenger Side Marker	240

SQUARE DOUBLE FACE FLATLINE

72 DIODES
FLATLINE



TLED-FS (FRONT)



TLED-FS (SIDE)



TLED-FS (BACK)



TLED-FSC

CASE QTY: 100 PCS
INNER BOX QTY: 20 PCS

THERE ARE SIDE MARKER LIGHTS ON EITHER SIDE OF THIS LIGHT!
NO NEED TO CARRY A LEFT OR RIGHT VERSION ANYMORE!

PART NO.	COLOR	FUNCTION	mA
TLED-FS	Amber / Red	Marker	156

PART NO.	COLOR	FUNCTION	mA
TLED-FSC	Clear Amber / Clear Red	Marker	156

STANDARD LED LIGHTING

INTERIOR CEILING

144 DIODES
LARGE



TOUCH SWITCH

LOW

SIDE

HIGH

CASE QTY: 25 PCS


PART NO.	FUNCTION 1	FUNCTION 2	mA
TLED-U11	White Low	White High	560

ULTRA THIN



INTERIOR CEILING

50 DIODES
SMALL



TOUCH SWITCH

LOW

SIDE

HIGH

CASE QTY: 48 PCS
INNER BOX QTY: 12 PCS

PART NO.	FUNCTION 1	FUNCTION 2	mA
TLED-U12	White Low	White High	320

ULTRA THIN



MOTION SENSOR CEILING


12 DIODES



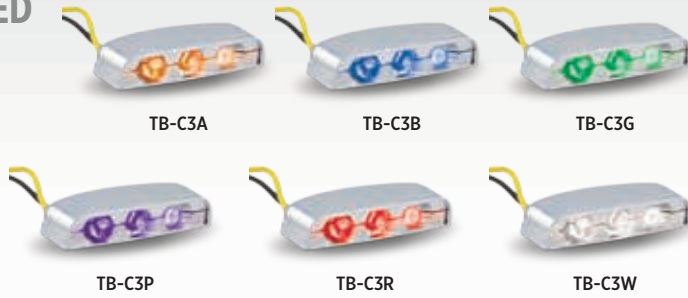
TLED-U39

CASE QTY: 25 PCS

PART NO.	COLOR	FUNCTION	mA
TLED-U39	White	High	750



3 DIODES LED



CASE QTY: 200 PCS
INNER BOX QTY: 20 PCS

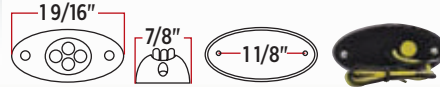


PART NO.	COLOR	FUNCTION	mA
TB-C3A	Amber	Auxiliary	20
TB-C3B	Blue	Auxiliary	30
TB-C3G	Green	Auxiliary	20
TB-C3P	Purple	Auxiliary	20
TB-C3R	Red	Auxiliary	30
TB-C3W	White	Auxiliary	30

4 DIODES LED




CASE QTY: 200 PCS
INNER BOX QTY: 20 PCS



PART NO.	COLOR	FUNCTION	mA
TB-C4A	Amber	Courtesy	20
TB-C4B	Blue	Courtesy	20
TB-C4G	Green	Courtesy	30
TB-C4P	Purple	Courtesy	30
TB-C4R	Red	Courtesy	30
TB-C4W	White	Courtesy	30

5 DIODES LED



CASE QTY: 200 PCS
INNER BOX QTY: 20 PCS

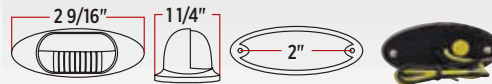


PART NO.	COLOR	FUNCTION	mA
TB-C5A	Amber	Auxiliary	30
TB-C5B	Blue	Auxiliary	20
TB-C5G	Green	Auxiliary	20
TB-C5P	Purple	Auxiliary	20
TB-C5R	Red	Auxiliary	30
TB-C5W	White	Auxiliary	30


LICENSE PLATE & STEP 3 DIODES



CASE QTY: 200 PCS
INNER BOX QTY: 10 PCS



PART NO.	COLOR	FUNCTION	mA
TB-C7A	Amber	Utility & License	38
TB-C7B	Blue	Utility & License	38
TB-C7G	Green	Utility & License	38
TB-C7P	Purple	Utility & License	38
TB-C7R	Red	Utility & License	38
TB-C7W	White	Utility & License	38

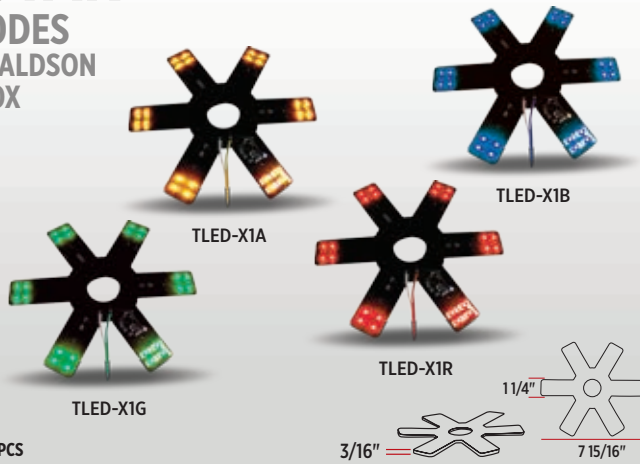


STANDARD LED LIGHTING



8" STAR

24 DIODES
15" DONALDSON
& VORTOX



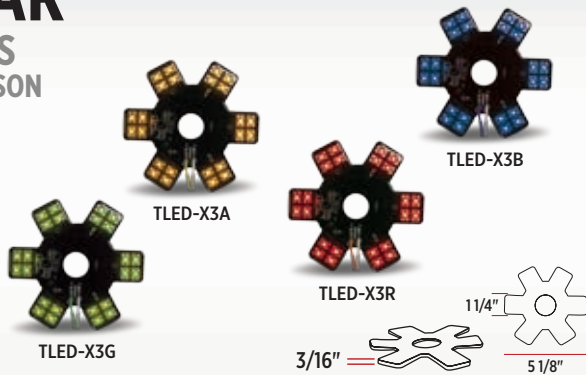
CASE QTY: 50 PCS

PART NO.	COLOR	FUNCTION	mA
TLED-X1A	Amber	Auxiliary	150
TLED-X1B	Blue	Auxiliary	140
TLED-X1G	Green	Auxiliary	140
TLED-X1R	Red	Auxiliary	150

CLEAN SURFACE WITH WATER & SOAP. INSTALL STAR LED WITH 3M ADHESIVE THAT'S PROVIDED. LET STAND FOR 24 HRS.

5" STAR

24 DIODES
13" DONALDSON



CASE QTY: 60 PCS

PART NO.	COLOR	FUNCTION	mA
TLED-X3A	Amber	Auxiliary	140
TLED-X3B	Blue	Auxiliary	180
TLED-X3G	Green	Auxiliary	180
TLED-X3R	Red	Auxiliary	170

CLEAN SURFACE WITH WATER & SOAP. INSTALL STAR LED WITH 3M ADHESIVE THAT'S PROVIDED. LET STAND FOR 24 HRS.

KENWORTH EMBLEM

27 DIODES
KENWORTH



TS-KENL1A

TS-KENL1B

TS-KENL1G

TS-KENL1R

CASE QTY: 30 PCS

PART NO.	COLOR	FUNCTION	mA
TS-KENL1A	Amber	Auxiliary	180
TS-KENL1B	Blue	Auxiliary	163
TS-KENL1G	Green	Auxiliary	170
TS-KENL1R	Red	Auxiliary	194

KENWORTH SIDE EMBLEM

24 DIODES
KENWORTH



TS-KENL2A



TS-KENL2B



TS-KENL2G



TS-KENL2R

CASE QTY: 30 PCS

PART NO.	COLOR	FUNCTION	mA
TS-KENL2A	Amber	Auxiliary	160
TS-KENL2B	Blue	Auxiliary	150
TS-KENL2G	Green	Auxiliary	150
TS-KENL2R	Red	Auxiliary	160

PETERBILT EMBLEM

20 DIODES
PETERBILT



TS-PETL1A

TS-PETL1G

TS-PETL1B

TS-PETL1R

CASE QTY: 40 PCS

PART NO.	COLOR	FUNCTION	mA
TS-PETL1A	Amber	Auxiliary	180
TS-PETL1B	Blue	Auxiliary	160
TS-PETL1G	Green	Auxiliary	170
TS-PETL1R	Red	Auxiliary	190

STANDARD LED LIGHTING

0.5" x 17" UNDERMOUNT

24 DIODES
MARKER ONLY



TLED-SA

TLED-SR



TLED-SXAG
(OFF)



TLED-SXAG
(AMBER)



TLED-SXAG
(GREEN)



TLED-SXRG
(OFF)



TLED-SXRG
(RED)



TLED-SXRG
(GREEN)

INSTALLS WITH 3M TAPE




CASE QTY: 100 PCS
INNER BOX QTY: 10 PCS

PART NO.	COLOR	FUNCTION	mA
TLED-SA	Amber	Auxiliary	13
TLED-SR	Red	Auxiliary	13

PART NO.	FUNCTION 1	FUNCTION 2	mA
TLED-SXAG	Amber Marker	Green Auxiliary	13
TLED-SXRG	Red Marker	Green Auxiliary	13

16 FEET FLEXIBLE ROLL

18 DIODES
PER FOOT



TB-F2A

TB-F2R

TB-F2B

TB-F2W

TB-F2G

OPTIONAL ACCESSORIES

TB-FCLIP - CLEAR TUBE CLIP	TB-FKIT - INSTALLATION KIT

PART NO.	COLOR	FUNCTION	mA
TB-F2A	Amber	Auxiliary	3
TB-F2B	Blue	Auxiliary	3
TB-F2G	Green	Auxiliary	3
TB-F2R	Red	Auxiliary	3
TB-F2W	White	Auxiliary	3


SNAKE BULBS

1 DIODES



TB-SNAKER

TB-SNAKEB



TB-SNAKE7

CASE QTY: 500 PCS
INNER BOX QTY: 100 PCS

PART NO.	COLOR	FUNCTION	mA
TB-SNAKER	Red with 2 wire	Marker	10
TB-SNAKEB	Blue with 2 wire	Marker	10

PART NO.	COLOR	FUNCTION	mA
TB-SNAKE7	7 Colors with 1 wire	Marker	25

STANDARD LED LIGHTING

1156 BULB

13 DIODES
1 FUNCTION



TB-S1156A TB-S1156R TB-S1156W

CASE QTY: 250 PCS
INNER BOX QTY: 50 PCS

PART NO.	COLOR	mA
TB-S1156A	Amber	50
TB-S1156R	Red	50
TB-S1156W	White	50

1157 BULB

13 DIODES
2 FUNCTIONS



TB-S1157A TB-S1157R TB-S1157W

CASE QTY: 250 PCS
INNER BOX QTY: 50 PCS

PART NO.	COLOR	mA
TB-S1157A	Amber	50
TB-S1157R	Red	50
TB-S1157W	White	50

3156 BULB

13 DIODES
1 FUNCTION



TB-SP3156A TB-SP3156R TB-SP3156W

CASE QTY: 250 PCS
INNER BOX QTY: 50 PCS

PART NO.	COLOR	mA
TB-SP3156A	Amber	50
TB-SP3156R	Red	50
TB-SP3156W	White	50

3157 BULB

13 DIODES
2 FUNCTIONS



TB-SP3157A TB-SP3157R TB-SP3157W

CASE QTY: 250 PCS
INNER BOX QTY: 50 PCS

PART NO.	COLOR	mA
TB-SP3157A	Amber	50
TB-SP3157R	Red	50
TB-SP3157W	White	50

194 LED BULB

1 DIODE
REPLACEMENT



TB-SP2128A TB-SP2128B TB-SP2128G



TB-SP2128R TB-SP2128W

CASE QTY: 500 PCS
INNER BOX QTY: 100 PCS
2 PER PACK

PART NO.	COLOR	mA
TB-SP2128A	Amber	10
TB-SP2128B	Blue	10
TB-SP2128G	Green	10
TB-SP2128R	Red	10
TB-SP2128W	White	10

194 LED BULB

1 DIODE
REPLACEMENT
WITH LENS



TB-SP3037A TB-SP3037B TB-SP3037G



TB-SP3037R TB-SP3037W

CASE QTY: 500 PCS
INNER BOX QTY: 100 PCS
2 PER PACK

PART NO.	COLOR	mA
TB-SP3037A	Amber	10
TB-SP3037B	Blue	10
TB-SP3037G	Green	10
TB-SP3037R	Red	10
TB-SP3037W	White	10



LED LIGHTING COLLECTION



LED LIGHT SERIES

- Dual Revolution LED Series
- Dual Flatline LED Series
- Flatline LED Series
- Standard LED Series
- Slim Line LED Series
- Trailer LED Series
- & many more!

STYLIZE YOUR TRUCK NOW!





**LIGHT
ACCESSORIES**

LIGHT ACCESSORIES



TWIST ON TECHNOLOGY

THE SPECIAL TABS ATTACHED BEHIND THE BEZEL GRIP UNDER THE GROMMET AND LOCK ONCE YOU TWIST ADEQUATELY. EASY AND QUICK INSTALLATION.

2" ROUND TWIST-ON BEZELS



TBEZ-2CH4



TBEZ-2CH5



BACK

PART NO.	SIZE	MATERIAL	BEZEL
TBEZ-2CH4	2"	Chrome Plastic	Twist-On
TBEZ-2CH5	2"	Chrome Plastic	Twist-On with Visor

2.5" ROUND TWIST-ON BEZELS



TBEZ-2HCH4



TBEZ-2HCH5



BACK

PART NO.	SIZE	MATERIAL	BEZEL
TBEZ-2HCH4	2.5"	Chrome Plastic	Twist-On
TBEZ-2HCH5	2.5"	Chrome Plastic	Twist-On with Visor

4" ROUND TWIST-ON BEZELS



TBEZ-4CH4



TBEZ-4CH4 (BACK)

PART NO.	SIZE	MATERIAL	BEZEL
TBEZ-4CH4	4"	Chrome Plastic	Twist-On



TBEZ-4CH5



TBEZ-4CH5 (BACK)

PART NO.	SIZE	MATERIAL	BEZEL
TBEZ-4CH5	4"	Chrome Plastic	Twist-On with Visor



2" ROUND SCREW-ON BEZELS



TBEZ-2CH



TBEZ-2CH2



TBEZ-2CH3

INCLUDES 2 STAINLESS STEEL SCREWS

PART NO.	SIZE	MATERIAL	BEZEL
TBEZ-2CH	2"	Chrome Plastic	Screw-On with Visor & Lip
TBEZ-2CH2	2"	Chrome Plastic	Screw-On with Visor
TBEZ-2CH3	2"	Chrome Plastic	Screw-On without Visor

2.5" ROUND SCREW-ON BEZELS



TBEZ-2HCH



TBEZ-2HCH2



TBEZ-2HCH3

INCLUDES 2 STAINLESS STEEL SCREWS

PART NO.	SIZE	MATERIAL	BEZEL
TBEZ-2HCH	2.5"	Chrome Plastic	Screw-On with Visor & Lip
TBEZ-2HCH2	2.5"	Chrome Plastic	Screw-On with Visor
TBEZ-2HCH3	2.5"	Chrome Plastic	Screw-On without Visor

4" ROUND SCREW-ON BEZELS



TBEZ-4CH



TBEZ-4CH2



TBEZ-4CH3

INCLUDES 3 STAINLESS STEEL SCREWS

PART NO.	SIZE	MATERIAL	BEZEL
TBEZ-4CH	4"	Chrome Plastic	Screw-On with Visor & Lip
TBEZ-4CH2	4"	Chrome Plastic	Screw-On with Visor
TBEZ-4CH3	4"	Chrome Plastic	Screw-On without Visor

MOUNTING BASES



TBAS-1X2



TBAS-1X4

PART NO.	DESCRIPTION
TBAS-1X2	1 x 2" Light Base with Hot Wire
TBAS-1X2C	1 x 2" Chrome Light Base with Hot Wire
TBAS-1X4	1 x 4" Light Base with Hot Wire
TBAS-1X4C	1 x 4" Chrome Light Base with Hot Wire

LIGHT ACCESSORIES



OVAL TWIST-ON BEZELS



TBEZ-OBCH4
(BACK)



TBEZ-OBCH4
(FRONT)



TBEZ-OBCH5
(BACK)



TBEZ-OBCH5
(SIDE)



TBEZ-OBCH5
(FRONT)

PART NO.	SIZE	MATERIAL	BEZEL
TBEZ-OBCH4	Oval	Chrome Plastic	Twist-On

PART NO.	SIZE	MATERIAL	BEZEL
TBEZ-OBCH5	Oval	Chrome Plastic	Twist-On with Visor

SQUARE SCREW-ON BEZEL



FRONT

INCLUDES 3 STAINLESS STEEL SCREWS

PART NO.	SIZE	MATERIAL	BEZEL
TBEZ-SQR	Rectangle	Chrome Plastic	Screw-On

OVAL SCREW-ON BEZELS



TBEZ-OBCH2



TBEZ-OBCH3

INCLUDES 4 STAINLESS STEEL SCREWS

PART NO.	SIZE	MATERIAL	BEZEL
TBEZ-OBCH2	Oval	Chrome Plastic	Screw-On with Visor
TBEZ-OBCH3	Oval	Chrome Plastic	Screw-On without Visor

SINGLE D-SERIES

WIRE HARNESS
FEMALE



PART NO.	DESCRIPTION
S608	Single Terminal Pigtail Wire Harness with 8" Spacing (131 Plugs)
S610	Single Terminal Pigtail Wire Harness with 10" Spacing (110 Plugs)
S612	Single Terminal Pigtail Wire Harness with 12" Spacing (92 Plugs)

DOUBLE D-SERIES

WIRE HARNESS
FEMALE



PART NO.	DESCRIPTION
D604	Double Terminal Pigtail Wire Harness with 4" Spacing (234 Plugs)
D606	Double Terminal Pigtail Wire Harness with 6" Spacing (168 Plugs)
D608	Double Terminal Pigtail Wire Harness with 8" Spacing (131 Plugs)
D610	Double Terminal Pigtail Wire Harness with 10" Spacing (110 Plugs)
D612	Double Terminal Pigtail Wire Harness with 12" Spacing (92 Plugs)

TRIPLE D-SERIES

WIRE HARNESS
FEMALE



PART NO.	DESCRIPTION
T608	Triple Terminal Pigtail Wire Harness with 8" Spacing (131 Plugs)
T610	Triple Terminal Pigtail Wire Harness with 10" Spacing (110 Plugs)
T612	Triple Terminal Pigtail Wire Harness with 12" Spacing (92 Plugs)

2 PRONG MALE

WIRE HARNESS



PART NO.	DESCRIPTION
B607	2 Prong 100 ft. Roll Wire Harness with 4" Spacing (234 Plugs)
B608	2 Prong 100 ft. Roll Wire Harness with 6" Spacing (168 Plugs)
B609	2 Prong 100 ft. Roll Wire Harness with 8" Spacing (131 Plugs)
B610	2 Prong 100 ft. Roll Wire Harness with 10" Spacing (110 Plugs)
B611	2 Prong 100 ft. Roll Wire Harness with 12" Spacing (92 Plugs)

3 PRONG MALE

WIRE HARNESS



PART NO.	DESCRIPTION
B612	3 Prong 100 ft. Roll Wire Harness with 12" Spacing (92 Plugs)

PIGTAILS

INDIVIDUAL



TPIG-2W



TPIG-3W

PART NO.	DESCRIPTION
TPIG-2W	2 Prong Pigtail for Marker Lights
TPIG-3W	3 Prong Pigtail for Marker Lights

2" GROMMETS

RUBBER



TGRO-2R



TGRO-2RC

PART NO.	DESCRIPTION
TGRO-2R	2" Round Open Back Grommet
TGRO-2RC	2" Round Closed Back Grommet

2.5" GROMMETS

RUBBER



TGRO-2HRO



TGRO-2HR

PART NO.	DESCRIPTION
TGRO-2HRO	2.5" Round Open Back Grommet
TGRO-2HR	2.5" Round Closed Back Grommet

4" GROMMETS

RUBBER



TGRO-4R



TGRO-4RC

PART NO.	DESCRIPTION
TGRO-4R	4" Round Open Back Grommet
TGRO-4RC	4" Round Closed Back Grommet

SQUARE GROMMETS

RUBBER



TGRO-SQR

PART NO.	DESCRIPTION
TGRO-SQR	Square Open Back Grommet

OVAL GROMMETS

RUBBER



TGRO-OBR



TGRO-OBRC

PART NO.	DESCRIPTION
TGRO-OBR	Oval Open Back Grommet

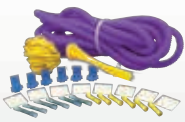
PART NO.	DESCRIPTION
TGRO-OBRC	Oval Closed Back Grommet

INSTALLATION KIT UNIVERSAL

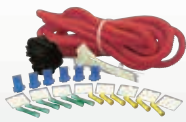
**IDEAL FOR:
SUNVISORS
BUMPER LIGHT BARS
MUD FLAP HANGERS
CENTER PANELS ETC**




TEC-KIT1



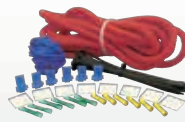
TEC-KIT2



TEC-KIT3




TEC-KIT4



TEC-KIT5



TEC-KIT6



TEC-KIT7

KIT INCLUDES:
24 FT. 14 GAUGE WIRE
20 FT. 0.375" SPLIT LOOM
6 BUTT CONNECTORS (14 GAUGE)
6 YELLOW BUTT CONNECTORS (12 GAUGE)
6 TAP-IN CONNECTORS
25 UNITS OF 7.5" WIRE TIRES
8 SQUARE TIE MOUNTS

PART NO.	DESCRIPTION
TEC-KIT1	Installation Kit - Black Loom, Black Wire, Black Wire Ties
TEC-KIT2	Installation Kit - Purple Loom, Yellow Wire, Yellow Wire Ties
TEC-KIT3	Installation Kit - Red Loom, Black Wire, White Wire Ties
TEC-KIT4	Installation Kit - Blue Loom, Yellow Wire, Black Wire Ties

PART NO.	DESCRIPTION
TEC-KIT5	Installation Kit - Red Loom, Blue Wire, Black Wire Ties
TEC-KIT6	Installation Kit - Green Loom, Black Wire, Yellow Wire Ties
TEC-KIT7	Installation Kit - White Loom, White Wire, White Wire Ties

SPLIT LOOM



PART NO.	DESCRIPTION
TEC-5140 - #C	Split Loom - 0.25" - 100" Roll
TEC-5141 - #C	Split Loom - 0.375" - 100" Roll
TEC-5142 - #C	Split Loom - 0.5" - 100" Roll

COLOR	# =	EXAMPLE CODE FOR COLORED PRODUCT
BLACK	0	TEC-5140-0C (Black 0.25" Split Loom 100" Roll)
BLUE	1	TEC-5140-1C (Blue 0.25" Split Loom 100" Roll)
GREEN	3	TEC-5140-3C (Green 0.25" Split Loom 100" Roll)
RED	5	TEC-5140-5C (Red 0.25" Split Loom 100" Roll)
WHITE	6	TEC-5140-6C (White 0.25" Split Loom 100" Roll)
YELLOW	7	TEC-5140-7C (Yellow 0.25" Split Loom 100" Roll)
PURPLE	9	TEC-5140-9C (Purple 0.25" Split Loom 100" Roll)

LIGHT ACCESSORIES

WIRE TIES

COLORED



PART NO.	DESCRIPTION
TEC-7066 - #C	7.5" Nylon Wire Ties - 100 pack
TEC-7067 - #C	11" Nylon Wire Ties - 100 pack
TEC-7068 - #C	14" Nylon Wire Ties - 100 pack

COLOR	# =	EXAMPLE CODE FOR COLORED PRODUCT
BLACK	0	TEC-7066-0C (Black 7.5" Nylon Wire Ties - 100 pack)
BLUE	1	TEC-7066-1C (Blue 7.5" Nylon Wire Ties - 100 pack)
GREEN	3	TEC-7066-3C (Green 7.5" Nylon Wire Ties - 100 pack)
RED	5	TEC-7066-5C (Red 7.5" Nylon Wire Ties - 100 pack)
WHITE	6	TEC-7066-6C (White 7.5" Nylon Wire Ties - 100 pack)
YELLOW	7	TEC-7066-7C (Yellow 7.5" Nylon Wire Ties - 100 pack)
PURPLE	9	TEC-7066-9C (Purple 7.5" Nylon Wire Ties - 100 pack)

PRIMARY WIRE

COLORED



TEC-8114-0C

TEC-8114-1C

TEC-8114-3C

TEC-8114-5C

TEC-8114-6C

TEC-8114-7C

TEC-8114-9C

PART NO.	DESCRIPTION
TEC-8114 - #C	14 Ga. Primary Wire - 100 ft

COLOR	# =	EXAMPLE CODE FOR COLORED PRODUCT
BLACK	0	TEC-8114-0C (Black 14 Ga. Primary Wire - 100 feet)
BLUE	1	TEC-8114-1C (Blue 14 Ga. Primary Wire - 100 feet)
GREEN	3	TEC-8114-3C (Green 14 Ga. Primary Wire - 100 feet)
RED	5	TEC-8114-5C (Red 14 Ga. Primary Wire - 100 feet)
WHITE	6	TEC-8114-6C (White 14 Ga. Primary Wire - 100 feet)
YELLOW	7	TEC-8114-7C (Yellow 14 Ga. Primary Wire - 100 feet)
PURPLE	9	TEC-8114-9C (Purple 14 Ga. Primary Wire - 100 feet)

12/10 GAUGE

BUTT CONNECTORS



TEC-1900C



TEC-6000C

PART NO.	DESCRIPTION
TEC-1900C	12/10 Ga. Yellow Butt Connectors - Regular - 100 Units
TEC-6000B	12/10 Ga. Yellow Butt Connectors - Heat Shrink - 25 Units

16/14 GAUGE

BUTT CONNECTORS



TEC-1800C



TEC-5900C

PART NO.	DESCRIPTION
TEC-1800C	12/10 Ga. Blue Butt Connectors - Regular - 100 Units
TEC-5900B	12/10 Ga. Blue Butt Connectors - Heat Shrink - 25 Units

LOAD RESISTOR



PART NO.	DESCRIPTION
TU-1005	Load Resistor designed to draw the same current as a 21 Watt Globe

LED STROBE FLASHER



**TURNS ANY LED
INTO A 3 IMPULSE
STROBE**


3 IMPULSE STROBES

PART NO.	DESCRIPTION
TU-1007	Strobe Flasher - Turns Any LED Into a 3 Impulse Strobe

DUPLEX WIRE AUTOMOTIVE



PART NO.	DESCRIPTION
TEC-8147C	16/2 Gauge Automotive Duplex Wire - 100 ft.
TEC-8147C	16/2 Gauge Automotive Duplex Wire - 25 ft.
TEC-8148C	14/2 Gauge Automotive Duplex Wire - 100 ft.
TEC-8149C	12/2 Gauge Automotive Duplex Wire - 100 ft.







**UNIVERSAL
ACCESSORIES**

COMPLETE WHEEL ACCESSORY KITS



THUB-C1

Complete ABS PLASTIC FRONT/REAR HUB AND NUT COVER KIT

- 2 x Chrome ABS Plastic Front Covers
- 4 x Chrome ABS Plastic Rear Covers
- 60 x Chrome ABS Plastic Threaded 33mm Nut Covers
- 1 x Nut Cover Tool

Major Benefits

- Fits 10" Hole, 22.5" & 24.5" hub and stud piloted wheels
- Fits all 11.25" bolt circle wheels
- Front and Rear hub cover come with removable cap for easy access to axle
- ABS Plastic is high impact, light-weight and flexible
- Full 1 Year Warranty

**SOLD IN TRUX'S ALL-IN-ONE
RETAIL PACKAGING**

PART NO.	DESCRIPTION
THUB-C1	Complete ABS Plastic Front / Rear Hub and Nut Cover Kit

THUB-C2

Complete Chrome Metal Hubcap and ABS Plastic Nut Cover Kit

2 x Front 6 Notch Universal Chrome Metal Hub Caps

4 x Rear 8" Inner Diameter Chrome Metal Hub Caps

60 x Push On ABS Chrome Plastic 33mm Nut Covers



Fits Most Applications

PART NO.	DESCRIPTION
THUB-C2	Complete Chromed Metal Hubcap and ABS Plastic Nut Cover Kit

THUB-C3

Complete Stainless Steel Hubcap and ABS Plastic Nut Cover Kit

2 x Front 6 Notch Universal Stainless Steel Hub Caps

4 x Rear 8" Inner Diameter Stainless Steel Hub Caps

60 x Push On ABS Chrome Plastic 33mm Nut Covers



Fits Most Applications

PART NO.	DESCRIPTION
THUB-C3	Complete Stainless Steel Hubcap and ABS Plastic Nut Cover Kit

UNIVERSAL ACCESSORIES

AXLE COVER KITS - ABS CHROME PLASTIC

FRONT AXLE COVER KIT

UNIVERSAL FIT:
FITS MOST 11.25" BOLT
CIRCLE/CENTER APPLICATIONS

FITS MOST 20", 22.5"
AND 24.5" WHEELS.

SOLD IN RETAIL PACKAGING



PART NO.	DESCRIPTION
THUB-FRP33	Chrome Plastic ABS Front Hub Cover with Removeable Hubcap & 10 x 33mm Threaded Nut Covers
THUB-FRP33B	Black Chrome Plastic ABS Front Hub Cover with Removeable Hubcap & 10 x 33mm Threaded Nut Covers
THUB-FRP112	Chrome Plastic ABS Front Hub Cover with Removeable Hubcap & 10 x 1 1/2" Push-On Nut Covers
THUB-FRP	Top Hubcap for Front Hub Cover Kit
THUB-FRPN	Chrome Plastic ABS Front Hub Cover with Removeable Hubcap & 10 Holes for Nut Cover of Choice
THUB-RING	Locking Ring for 1 1/2" Nut Covers

REAR AXLE COVER KIT

UNIVERSAL FIT:
FITS MOST 11.25" BOLT
CIRCLE/CENTER APPLICATIONS

FITS MOST 20", 22.5"
AND 24.5" WHEELS.

SOLD IN RETAIL PACKAGING



PART NO.	DESCRIPTION
THUB-RP33	Chrome Plastic ABS Rear Hub Cover with Removeable Hubcap & 10 x 33mm Threaded Nut Covers
THUB-RP33B	Black Chrome Plastic ABS Rear Hub Cover with Removeable Hubcap & 10 x 33mm Threaded Nut Covers
THUB-RP112	Chrome Plastic ABS Rear Hub Cover with Removeable Hubcap & 10 x 1 1/2" Push-On Nut Covers
THUB-RPN	Chrome Plastic ABS Rear Hub Cover with Removeable Hubcap & 10 Holes for Nut Cover of Choice
THUB-RP	Top Hubcap for Rear Hub Cover Kit
THUB-RING	Locking Ring for 1 1/2" Nut Covers



POINTED AXLE COVER KITS - ABS CHROME PLASTIC



THUB-FRP33P



FRONT AXLE COVER KIT

UNIVERSAL FIT:
FITS MOST 11.25" BOLT
CIRCLE/CENTER APPLICATIONS

FITS MOST 20", 22.5"
AND 24.5" WHEELS.

SOLD IN RETAIL PACKAGING

PART NO.	DESCRIPTION
THUB-FRP33P	Chrome Plastic ABS Pointed Front Hub Cover with Removeable Hubcap & 10 x 33mm Threaded Pointed Nut Covers
THUB-FRPNP	Chrome Plastic ABS Pointed Front Hub Cover with Removeable Pointed Hubcap & 10 Holes for Nut Cover of Choice



THUB-RP33P




REAR AXLE COVER KIT

UNIVERSAL FIT:
FITS MOST 11.25" BOLT
CIRCLE/CENTER APPLICATIONS

FITS MOST 20", 22.5"
AND 24.5" WHEELS.

SOLD IN RETAIL PACKAGING

PART NO.	DESCRIPTION
THUB-RP33P	Chrome Plastic ABS Pointed Rear Hub Cover with Removeable Hubcap & 10 x 33mm Threaded Pointed Nut Covers
THUB-RPNP	Chrome Plastic ABS Pointed Rear Hub Cover with Removeable Pointed Hubcap & 10 Holes for Nut Cover of Choice



UNIVERSAL ACCESSORIES

LUG NUT COVERS & ACCESSORIES

BOX OF 60

33MM
CHROME PLASTIC

UNIVERSAL FIT:
ALL 33MM.

SOLD IN RETAIL PACKAGING.



PART NO.	DESCRIPTION
TNUT-C1	ABS Chrome Plastic 33mm Nut Cover with Flange (TNUT-F2) - Box of 60

PLASTIC CHROME NUT COVER

UNIVERSAL FIT:
ALL 33MM.



TNUT-B2



TNUT-F2



TNUT-F2T



TNUT-F2TB



TNUT-F2TL



TNUT-F2L



TNUT-P1

PART NO.	DESCRIPTION
TNUT-B2	ABS Chrome Plastic 1 1/2" Nut Cover with Flange (3" High)
TNUT-F2	ABS Chrome Plastic 33mm Nut Cover with Flange (2.5" High)
TNUT-F2T	ABS Chrome Plastic 33mm Threaded Nut Cover with Flange (3" High)
TNUT-F2TB	ABS Chrome Plastic 33mm Threaded Nut Cover with Flange - Black (3" High)
TNUT-F2TL	ABS Chrome Plastic 33mm Threaded Long Nut Cover (4" High)
TNUT-F2L	ABS Chrome Plastic 33mm Long Push-In Nut Cover (4" High)
TNUT-P1	ABS Chrome Plastic 33mm Threaded Pointed Nut Cover with Flange (5" High)

METAL CHROME NUT COVER

UNIVERSAL FIT:
33MM NUT COVER FITS LUG NUTS
ON HUB PILOTTED WHEELS
ALL 33MM.



TNUT-B1



TNUT-F1

PART NO.	DESCRIPTION
TNUT-B1	Chrome Metal Bullet Style 2" Nut Cover (2" High)
TNUT-F1	Chrome Metal 33mm Nut Cover with Flange (2" High)

LUG NUT PULLER



PART NO.	DESCRIPTION
TU-1033	Lug Nut Puller - 1 1/2"

LUG NUT TOOL



PART NO.	DESCRIPTION
TU-1037	Lug Nut Tool with Trux Logo


FRONT/REAR HUB CAPS

FRONT HUB CAP



PART NO.	DESCRIPTION
THUB-4N	Chrome Metal Front Hubcap with 4 Notches
THUB-4NP	Chrome Metal Pointed Front Hubcap with 4 Notches
THUB-4NSS	Stainless Steel Front Hubcap with 4 Notches
THUB-5N	Chrome Metal Front Hubcap with 5 Notches
THUB-5NP	Chrome Metal Pointed Front Hubcap with 5 Notches
THUB-5NSS	Stainless Steel Front Hubcap with 5 Notches
THUB-6N	Chrome Metal Front Hubcap with 6 Universal Notches (Replaces 4, 5 and 6 notch hubcaps)
THUB-6NP	Chrome Metal Pointed Front Hubcap with 6 Universal Notches (Replaces 4, 5 and 6 Notch Hubcaps)
THUB-6NSS	Stainless Steel Front Hubcap with 6 Universal Notches (Replaces 4, 5 and 6 Notch Hubcaps)
THUB-NN	Chrome Metal Front Hubcap with No Notches

REAR HUB CAP



PART NO.	DESCRIPTION
THUB-858	Chrome Metal "Dome" Rear Hubcap - 8" Inner Diameter
THUB-858H	Chrome Metal Rear Hubcap - 8" Inner Diameter - Hole for Hubdrometer
THUB-858P	Chrome Metal Rear Pointed Hubcap - 8" Inner Diameter
THUB-858SS	Stainless Steel "Dome" Rear Hubcap - 8" Inner Diameter
THUB-834	Chrome Metal "Dome" Rear Hubcap - 8 1/4" Inner Diameter
THUB-8342003	Chrome Metal "Dome" Rear Hubcap - 8 1/4" Inner Diameter - Fits international 2003+
THUB-834H	Chrome Metal Rear Hubcap - 8 1/4" Inner Diameter - Hole for Hubdrometer
THUB-834P	Chrome Metal Rear Pointed Hubcap - 8 1/4" Inner Diameter
THUB-834SS	Stainless Steel "Dome" Rear Hubcap - 8 1/4" Inner Diameter
THUB-834SS2003	Stainless Steel "Dome" Rear Hubcap - 8 1/4" Inner Diameter - Fits international 2003+
THUB-712	Chrome Metal "Dome" Rear Hubcap - 7 1/2" Diameter
THUB-712P	Chrome Metal Rear Pointed Hubcap - 7 1/2" Diameter

UNIVERSAL ACCESSORIES



TU-9209L

MUD FLAP HANGER FEATURES:

- 430 Stainless Steel
- Mirror Shine
- Spring Loaded
- LED Lighting
- Light Bezels
- Grommets
- Locking Nuts
- Pre-Wired & Assembled

**ALL MUD FLAP HANGERS
ARE SOLD IN A RETAIL BOX**

MUD FLAP HANGER LIGHT BARS WITH 3 3/4" BOLT SPACING

STANDARD LED MUD FLAP HANGER



TU-9209



TU-9209L



TU-9209LC

SOLD IN PAIRS

PART NO.	DESCRIPTION	LIGHT & BEZEL PART NO.	FUNCTION 1	FUNCTION 2
TU-9209	Stainless Steel Mud Flap Hanger with 6 x 4" Light Holes	N/A	N/A	N/A
TU-9209L	Stainless Steel Mud Flap Hanger with 6 x 4" Red LEDs & Bezels	TLED-48R, TBEZ-4CH4	Red Stop, Turn & Tail	N/A
TU-9209LC	Stainless Steel Mud Flap Hanger with 6 x 4" Clear Red LEDs & Bezels	TLED-48CR, TBEZ-4CH4	Red Stop, Turn & Tail	N/A

DUAL REVOLUTION MUD FLAP HANGER



TU-9209L2
(OFF)



TU-9209L2
(FUNCTION 1)



TU-9209L2
(FUNCTION 2)



TU-9209L3
(OFF)



TU-9209L3
(FUNCTION 1)



TU-9209L3
(FUNCTION 2)



TU-9209L4
(OFF)



TU-9209L4
(FUNCTION 1)



TU-9209L4
(FUNCTION 2)

SOLD IN PAIRS

PART NO.	DESCRIPTION	LIGHT & BEZEL PART NO.	FUNCTION 1	FUNCTION 2
TU-9209L2	Stainless Steel Mud Flap Hanger with 4 x 4" Dual Revolution (R/W) & 2 x 4" Clear Red LEDs & Bezels	TLED-4X40, TLED-419CR, TBEZ-4CH4	Red Stop, Turn & Tail	White Back-Up
TU-9209L3	Stainless Steel Mud Flap Hanger with 6 x 4" Dual Revolution (R/W) LEDs & Bezels	TLED-4X40, TBEZ-4CH4	Red Stop, Turn & Tail	White Back-Up
TU-9209L4	Stainless Steel Mud Flap Hanger with 6 x 4" Dual Revolution (R/B) LEDs & Bezels	TLED-4XRB, TBEZ-4CH4	Red Stop, Turn & Tail	Blue Auxiliary



TU-9209LF

ALL MUD FLAP HANGERS ARE SOLD IN A RETAIL BOX

MUD FLAP HANGER LIGHT BARS WITH 3 3/4" BOLT SPACING

Designed with high quality stainless steel (430) with mirror shine. All mud flap hangers are spring loaded. Mud flap hangers with LEDs are fully assembled with LED lights, grommets and locking nuts.



TU-9209LF



TU-9209LFC

FLATLINE LED MUD FLAP HANGER

SOLD IN PAIRS

PART NO.	DESCRIPTION	LIGHT & BEZEL PART NO.	FUNCTION 1	FUNCTION 2
TU-9209LF	Stainless Steel Mud Flap Hanger with 6 x 4" Red Flatline LEDs & Bezels	TLED-F4R, TBEZ-4CH4	Red Stop, Turn & Tail	N/A
TU-9209LFC	Stainless Steel Mud Flap Hanger with 6 x 4" Clear Red Flatline LEDs & Bezels	TLED-F4CR, TBEZ-4CH4	Red Stop, Turn & Tail	N/A



TU-9209LFC2 (OFF)



TU-9209LFC2 (FUNCTION 1)



TU-9209LFC2 (FUNCTION 2)

DUAL FLATLINE LED MUD FLAP HANGER

SOLD IN PAIRS



TU-9209LFC3 (OFF)



TU-9209LFC3 (FUNCTION 1)



TU-9209LFC3 (FUNCTION 2)



TU-9209LFCP (OFF)



TU-9209LFCP (FUNCTION 1)



TU-9209LFCP (FUNCTION 2)

PART NO.	DESCRIPTION	LIGHT & BEZEL PART NO.	FUNCTION 1	FUNCTION 2
TU-9209LFC2	Stainless Steel Mud Flap Hanger with 4 x 4" Dual Revolution (R/W) & 2 x 4" Clear Red Flatline LEDs & Bezels	TLED-FX73, TLED-F4CR, TBEZ-4CH4	Red Stop, Turn & Tail	White Back-Up
TU-9209LFC3	Stainless Steel Mud Flap Hanger with 6 x 4" Dual Revolution (R/B) Flatline LEDs & Bezels	TLED-FX74, TBEZ-4CH4	Red Stop, Turn & Tail	Blue Auxiliary
TU-9209LFCP	Stainless Steel Mud Flap Hanger with 6 x 4" Flatline Patriot LEDs & Bezels	TLED-F4XP, TBEZ-4CH4	Red Stop, Turn & Tail	USA Auxiliary

UNIVERSAL ACCESSORIES



ALL MUD FLAP HANGERS ARE SOLD IN A RETAIL BOX

MUD FLAP HANGER LIGHT BARS WITH 2 1/2" BOLT SPACING

Designed with high quality stainless steel (430) with mirror shine. All Mud flap hangers are spring loaded. Mud flap hangers with LEDs are fully assembled with LED lights, grommets and locking nuts.

STANDARD LED MUD FLAP HANGER

SOLD IN PAIRS



TU-9210



TU-9210L



TU-9210LC

PART NO.	DESCRIPTION	LIGHT & BEZEL PART NO.	FUNCTION 1	FUNCTION 2
TU-9210	Stainless Steel Mud Flap Hanger with 6 x 4" Light Holes - 2 1/2" Bolt Spacing	N/A	N/A	N/A
TU-9210L	Stainless Steel Mud Flap Hanger with 6 x 4" Red LEDs - 2 1/2" Bolt Spacing	TLED-48R, TBEZ-4CH4	Red Stop, Turn & Tail	N/A
TU-9210LC	Stainless Steel Mud Flap Hanger with 6 x 4" Clear Red LEDs - 2 1/2" Bolt Spacing	TLED-48CR, TBEZ-4CH4	Red Stop, Turn & Tail	N/A

DUAL REVOLUTION MUD FLAP HANGER

SOLD IN PAIRS



TU-9210L2
(OFF)



TU-9210L2
(FUNCTION 1)



TU-9210L2
(FUNCTION 2)



TU-9210L3
(OFF)



TU-9210L3
(FUNCTION 1)



TU-9210L3
(FUNCTION 2)



TU-9210L4
(OFF)



TU-9210L4
(FUNCTION 1)



TU-9210L4
(FUNCTION 2)

PART NO.	DESCRIPTION	LIGHT & BEZEL PART NO.	FUNCTION 1	FUNCTION 2
TU-9210L2	Stainless Steel Mud Flap Hanger with 4 x 4" Dual Revolution (R/W) & 2 x 4" Clear Red LEDs & Bezels	TLED-4X40, TLED-419CR, TBEZ-4CH4	Red Stop, Turn & Tail	White Back-Up
TU-9210L3	Stainless Steel Mud Flap Hanger with 6 x 4" Dual Revolution (R/W) LEDs & Bezels	TLED-4X40, TBEZ-4CH4	Red Stop, Turn & Tail	White Back-Up
TU-9210L4	Stainless Steel Mud Flap Hanger with 6 x 4" Dual Revolution (R/B) LEDs & Bezels	TLED-4XRB, TBEZ-4CH4	Red Stop, Turn & Tail	Blue Auxiliary



TU-9210LFC

ALL MUD FLAP HANGERS ARE SOLD IN A RETAIL BOX

MUD FLAP HANGER LIGHT BARS WITH 2 1/2" BOLT SPACING

Designed with high quality stainless steel (430) with mirror shine. All Mud flap hangers are spring loaded. Mud flap hangers with LEDs are fully assembled with LED lights, grommets and locking nuts.



TU-9210LF



TU-9210LFC

PART NO.	DESCRIPTION	LIGHT & BEZEL PART NO.	FUNCTION 1	FUNCTION 2
TU-9210LF	Stainless Steel Mud Flap Hanger with 6 x 4" Red Flatline LEDs & Bezels	TLED-F4R, TBEZ-4CH4	Red Stop, Turn & Tail	N/A
TU-9210LFC	Stainless Steel Mud Flap Hanger with 6 x 4" Clear Red Flatline LEDs & Bezels	TLED-F4CR, TBEZ-4CH4	Red Stop, Turn & Tail	N/A

FLATLINE LED MUD FLAP HANGER

SOLD IN PAIRS



TU-9210LFC2
(OFF)



TU-9210LFC2
(FUNCTION 1)



TU-9210LFC2
(FUNCTION 2)



TU-9210LFC3
(OFF)



TU-9210LFC3
(FUNCTION 1)



TU-9210LFC3
(FUNCTION 2)



TU-9210LFCP
(OFF)



TU-9210LFCP
(FUNCTION 1)



TU-9210LFCP
(FUNCTION 2)

DUAL FLATLINE LED MUD FLAP HANGER

SOLD IN PAIRS

PART NO.	DESCRIPTION	LIGHT & BEZEL PART NO.	FUNCTION 1	FUNCTION 2
TU-9210LFC2	Stainless Steel Mud Flap Hanger with 4 x 4" Dual Revolution (R/W) & 2 x 4" Clear Red Flatline LEDs & Bezels	TLED-FX73, TLED-F4CR, TBEZ-4CH4	Red Stop, Turn & Tail	White Back-Up
TU-9210LFC3	Stainless Steel Mud Flap Hanger with 6 x 4" Dual Revolution (R/B) Flatline LEDs & Bezels	TLED-FX74, TBEZ-4CH4	Red Stop, Turn & Tail	Blue Auxiliary
TU-9210LFCP	Stainless Steel Mud Flap Hanger with 6 x 4" Flatline Patriot LEDs & Bezels	TLED-F4XP, TBEZ-4CH4	Red Stop, Turn & Tail	USA Auxiliary


UNIVERSAL ACCESSORIES

OVAL HOLE MUD FLAP HANGERS

Designed with high quality stainless steel (430) with mirror shine. All Mud flap hangers are spring loaded.

OVAL MUD FLAP HANGER

SOLD IN PAIRS



PART NO.	DESCRIPTION	LIGHT & BEZEL PART NO.	FUNCTION 1	FUNCTION 2
TU-9217	Stainless Steel Mud Flap Hanger with 6 Oval Light Holes - 3 3/4" Bolt Spacing	N/A	N/A	N/A
TU-9217L	Stainless Steel Mud Flap Hanger with 6 Oval LEDs - 3 3/4" Bolt Spacing	TLED-OBMR, TBEZ-OBCH4	Red Stop, Turn & Tail	N/A
TU-9217LC	Stainless Steel Mud Flap Hanger with 6 Clear Oval LEDs - 3 3/4" Bolt Spacing	TLED-OBMCR, TBEZ-OBCH4	Red Stop, Turn & Tail	N/A
TU-9217LF	Stainless Steel Mud Flap Hanger with 6 Oval Flatline LEDs - 3 3/4" Bolt Spacing	TLED-FOR, TBEZ-OBCH4	Red Stop, Turn & Tail	N/A
TU-9217LFC	Stainless Steel Mud Flap Hanger with 6 Clear Oval Flatline LEDs - 3 3/4" Bolt Spacing	TLED-FOCR, TBEZ-OBCH4	Red Stop, Turn & Tail	N/A

45° ANGLED MUD FLAP HANGERS

STANDARD

1 1/8" SPACING
MUD FLAP HANGER

SOLD IN PAIRS



PART NO.	DESCRIPTION
TU-9221	Chrome 30" 45° Mud flap Hanger with 1 1/8" Spacing
TU-9222	Painted Steel 30" 45° Mud flap Hanger with 1 1/8" Spacing
TU-9223	Stainless Steel 30" 45° Mud flap Hanger with 1 1/8" Spacing

HEAVY DUTY

2 1/2" SPACING
MUD FLAP HANGER

SOLD IN PAIRS



PART NO.	DESCRIPTION
TU-9227	Chrome 28 1/2" 45° Heavy Duty Mudflap Hanger with 2 1/2" Spacing
TU-9228	Painted Steel 28 1/2" 45° Heavy Duty Mudflap Hanger with 2 1/2" Spacing
TU-9229	Stainless Steel 28 1/2" 45° Heavy Duty Mudflap Hanger with 2 1/2" Spacing

MUD FLAP HANGER REPLACEMENT SPRINGS

REPLACEMENT SPRINGS



PART NO.	DESCRIPTION
TU-9248	Replacement Spring for Mud Flap Hangers - 6" Long
TU-9230	Replacement Spring for Mud Flap Hangers - 10 5/8" Long
TU-9231	Replacement Spring for Mud Flap Hangers - 14 1/8" Long

UNIVERSAL ACCESSORIES

30" MUD FLAP HANGERS

Designed with high quality stainless steel (430) with mirror shine. All Mud flap hangers are spring loaded. Retail box includes two Mudflap hangers and locking nuts.



TU-9214



TU-9214
SOLD IN RETAIL BOX



TU-9232



TU-9233

STANDARD 2 1/2" SPACING MUD FLAP HANGER

SOLD IN PAIRS

PART NO.	DESCRIPTION
TU-9214	Stainless Steel 30" Mud flap Hanger - 2 1/2" Bolt Spacing
TU-9232	Chrome 30" Mud flap Hanger - 2 1/2" Bolt Spacing
TU-9233	Painted 30" Mud flap Hanger - 2 1/2" Bolt Spacing




TU-9215



TU-9215
SOLD IN RETAIL BOX



TU-9224



TU-9225

STANDARD 1 1/8" SPACING MUD FLAP HANGER

SOLD IN PAIRS

PART NO.	DESCRIPTION
TU-9215	Stainless Steel 30" Mud flap Hanger - 1 1/8" Bolt Spacing
TU-9224	Chrome 30" Economy Mud flap Hanger with 1 1/8" Spacing
TU-9225	Painted 30" Economy Mud Flap Hanger with 1 1/8" Spacing

33" MUD FLAP HANGERS

Designed with high quality stainless steel (430) with mirror shine. All Mud flap hangers are spring loaded.



TU-9258




TU-9259

STAINLESS MUD FLAP HANGER

SOLD IN PAIRS

PART NO.	DESCRIPTION
TU-9258	Stainless Steel 33" Mud Flap Hanger with Flat Top & 6 x 4" Light Holes - 2 1/2" Bolt Spacing
TU-9259	Stainless Steel 33" Mud flap Hanger - 2 1/2" Bolt Spacing




UNIVERSAL ACCESSORIES

MUD FLAP WEIGHTS

Stainless Steel, Bolt-On Style. Installs with supplied hardware kit.

BOLTED BOTTOM MUD FLAP WEIGHT


SOLD IN PAIRS



TU-9235



TU-9237



TU-9239



TU-9246

PART NO.	DESCRIPTION
TU-9235	24" Bolted Straight Bottom Mud Flap Weight
TU-9237	24" Bolted Curved Bottom Mud Flap Weight
TU-9239	24" Bolted Wave Bottom Mud Flap Weight
TU-9241	24" Welded Stud Bottom Mud Flap Weight with Backing Plate
TU-9242	24" Welded Stud Chrome Bottom Mud Flap Weight
TU-9246	24" Bolted Angled Bottom Mud Flap Weight - Sold in Retail Box

TU-9246 SOLD IN A RETAIL BOX

PART NO.	DESCRIPTION
TU-9202	24" Bolted Bottom Mud Flap Weight
TU-9203	12" Bolted Bottom Mud Flap Weight
TU-9204	24" Welded Stud Bottom Mud Flap Weight
TU-9205	12" Welded Stud Bottom Mud Flap Weight
TU-9206	18" Bolted Bottom Mud Flap Weight
TU-9207	18" Welded Stud Bottom Mud Flap Weight

MUD FLAP ACCESSORIES

ANTI-SAIL BRACKET



TU-1031

TU-1032

PART NO.	DESCRIPTION
TU-1031	Chrome Anti-Sail Bracket - 24" x 21"
TU-1032	Stainless Steel Anti-Sail Bracket - 24" x 21"

MUD FLAP ACCESSORIES



TU-9245LFC



TU-9245



TU-9245LF



TU-9245LFC



TU-9245LFC2

LIGHT BAR FOR TOP FLAP

SOLD IN PAIRS

PART NO.	DESCRIPTION	LIGHT & BEZEL PART NO.
TU-9245	Top Flap Light Bar with 1 Slotted Light Hole (Pair)	N/A
TU-9245LF	Top Flap Light Bar with 1 Flatline LED (Pair)	TLED-F17R
TU-9245LFC	Top Flap Light Bar with 1 Clear Flatline LED (Pair)	TLED-F17CR
TU-9245LFC2	Top Flap Light Bar with 1 White Flatline LED (Pair)	TLED-F17W



FLAP PLATE ANTI-SAIL

SOLD IN PAIRS

PART NO.	DESCRIPTION
TU-9208	Anti-Sail Flap Plate



TU-9249



TU-9250

REFLECTOR STRIP STRAIGHT / ANGLED

SOLD IN PAIRS

PART NO.	DESCRIPTION
TU-9249	Straight Aluminum Reflector Strip with 3M Reflector
TU-9250	Angled Aluminum Reflector Strip with 3M Reflector



TM-30

MUD FLAPS CHROME

SOLD IN PAIRS

PART NO.	DESCRIPTION
TM-24	Chrome Mud Flap - 24" x 24"
TM-30	Chrome Mud Flap - 24" x 30"

UNIVERSAL ACCESSORIES

REAR CENTER PANEL FEATURES:

- 430 Stainless Steel
- Mirror Shine
- LED Lighting
- 2 LED License Plate Lights (unless specified)
- Light Bezels
- License Plate Frame
- Pre-Wired & Assembled
- Aluminium Composite Back Plate
- Reinforced Brackets for Mounting Holes



REAR CENTER PANELS (4" ROUND / 2" ROUND HOLES)

Designed with high quality stainless steel (430) with mirror shine. With its Aluminum Composite Back Plate all Center Panels are pre-wired, assembled. Includes LED Lighting, 2 x LED License Plate Lights, 1 x License Plate Frame and Re-enforced Brackets. Dimensions: 33 5/8" x 3" x 12 3/8".

REAR CENTER PANEL

SOLD IN RETAIL PACKAGING



TU-9001


TU-9001L

TU-9001LC

PART NO.	DESCRIPTION	LIGHT & BEZEL PART NO.	FUNCTION 1	FUNCTION 2
TU-9001	Stainless Steel Rear Center Panel with 4 x 4", 6 x 2" LEDs & 2 License Light Holes	N/A	N/A	N/A
TU-9001L	Stainless Steel Rear Center Panel with 4 x 4", 6 x 2" LEDs & 2 License LEDs	TLED-48R, TLED-2R, TBEZ-4CH4, TBEZ-2CH4	Red Stop, Turn & Tail	N/A
TU-9001LC	Stainless Steel Rear Center Panel with 4 x 4", 6 x 2" Clear LEDs & 2 License LEDs	TLED-48CR, TLED-2TR, TBEZ-4CH4, TBEZ-2CH4	Red Stop, Turn & Tail	N/A

DUAL REVOLUTION REAR CENTER PANEL

SOLD IN RETAIL PACKAGING



TU-9001L2 (OFF)

TU-9001L2 (FUNCTION 1)

TU-9001L2 (FUNCTION 2)

TU-9001L3 (OFF)

TU-9001L3 (FUNCTION 1)

TU-9001L3 (FUNCTION 2)


TU-9001L4 (OFF)

TU-9001L4 (FUNCTION 1)

TU-9001L4 (FUNCTION 2)

PART NO.	DESCRIPTION	LIGHT & BEZEL PART NO.	FUNCTION 1	FUNCTION 2
TU-9001L2	Stainless Steel Rear Center Panel with 2 x 4" & 6 x 2" Dual Revolution, with 2 x 4" Red & 2 License LEDs	TLED-4X40, TLED-419CR, TLED-2XRW, TBEZ-2CH4, TBEZ-4CH4	Red Stop, Turn & Tail	White Back-Up
TU-9001L3	Stainless Steel Rear Center Panel with 4 x 4" & 6 x 2" Dual Revolution & 2 License LEDs	TLED-4X40, TLED-2XRW, TBEZ-2CH4, TBEZ-4CH4	Red Stop, Turn & Tail	White Back-Up
TU-9001L4	Stainless Steel Rear Center Panel with 4 x 4" & 6 x 2" Dual Revolution (Red/Blue) & 2 License LEDs	TLED-4XRB, TBEZ-4CH4, TLED-2XRB, TBEZ-2CH4	Red Stop, Turn & Tail	Blue Auxiliary

UNIVERSAL ACCESSORIES



ALL REAR CENTER PANELS ARE SOLD IN A RETAIL BOX

REAR CENTER PANELS (4" ROUND / 2" ROUND HOLES)

Designed with high quality stainless steel (430) with mirror shine. With its Aluminum Composite Back Plate all Center Panels are pre-wired, assembled. Includes LED Lighting, 2 x LED License Plate Lights, 1 x License Plate Frame and Re-enforced Brackets. Dimensions: 33 5/8" x 3" x 12 3/8".



TU-9001LF



TU-9001LFC

FLATLINE REAR CENTER PANEL

SOLD IN RETAIL PACKAGING

PART NO.	DESCRIPTION	LIGHT & BEZEL PART NO.	FUNCTION 1	FUNCTION 2
TU-9001LF	Stainless Steel Rear Center Panel with 4 x 4" & 6 x 2" Flatline LEDs, Bezels & 2 License LEDs	TLED-F4R, TLED-F2R, TBEZ-4CH4, TBEZ-2CH4	Red Stop, Turn & Tail	N/A
TU-9001LFC	Stainless Steel Rear Center Panel with 4 x 4" & 6 x 2" Clear Flatline LEDs, Bezels & 2 License LEDs	TLED-F4CR, TLED-F2CR, TBEZ-4CH4, TBEZ-2CH4	Red Stop, Turn & Tail	N/A



TU-9001LFC2 (OFF)



TU-9001LFC2 (FUNCTION 1)



TU-9001LFC2 (FUNCTION 2)

DUAL FLATLINE REAR CENTER PANEL

SOLD IN RETAIL PACKAGING



TU-9001LFC3 (OFF)



TU-9001LFC3 (FUNCTION 1)



TU-9001LFC3 (FUNCTION 2)



TU-9001LFCP (OFF)



TU-9001LFCP (FUNCTION 1)



TU-9001LFCP (FUNCTION 2)

PART NO.	DESCRIPTION	LIGHT & BEZEL PART NO.	FUNCTION 1	FUNCTION 2
TU-9001LFC2	Stainless Steel Rear Center Panel with 4 x 4" & 6 x 2" Dual Flatline (R/W) LEDs, Bezels & 2 License LEDs	TLED-FX73, TLED-FX70, TBEZ-2CH4, TBEZ-4CH4	Red Stop, Turn & Tail	White Back-Up
TU-9001LFC3	Stainless Steel Rear Center Panel with 4 x 4" & 6 x 2" Dual Flatline (R/B) LEDs, Bezels & 2 License LEDs	TLED-FX74, TLED-FX71, TBEZ-2CH4, TBEZ-4CH4	Red Stop, Turn & Tail	Blue Auxiliary
TU-9001LFCP	Stainless Steel Rear Center Panel with 4 x 4" Patriot & 6 x 2" Dual Flatline LEDs, Bezels & 2 License LEDs	TLED-F4XP, TLED-F2CR, TLED-FX70 TLED-FX71, TBEZ-2CH4, TBEZ-4CH4	Red Stop, Turn & Tail	USA Auxiliary

UNIVERSAL ACCESSORIES

REAR CENTER PANELS (4" ROUND HOLES)

Designed with high quality stainless steel (430) with mirror shine. With its Aluminum Composite Back Plate all Center Panels are pre-wired, assembled and sold in retail packaging. Includes LED Lighting, 2 x LED License Plate Lights, 1 x License Plate Frame and Re-enforced Brackets. Dimensions: 33 5/8" x 3" x 12 3/8".

REAR CENTER PANEL

SOLD IN RETAIL PACKAGING



TU-9017

TU-9017L

TU-9017LC

PART NO.	DESCRIPTION	LIGHT & BEZEL PART NO.	FUNCTION 1	FUNCTION 2
TU-9017	Stainless Steel Rear Center Panel with 4 x 4" Light Holes	N/A	N/A	N/A
TU-9017L	Stainless Steel Rear Center Panel with 4 x 4" & 2 License LEDs	TLED-48R, TBEZ-4CH4	Red Stop, Turn & Tail	N/A
TU-9017LC	Stainless Steel Rear Center Panel with 4 x 4" Clear & 2 License LEDs	TLED-48CR, TBEZ-4CH4	Red Stop, Turn & Tail	N/A

DUAL REVOLUTION REAR CENTER PANEL

SOLD IN RETAIL PACKAGING



TU-9017L2 (OFF)

TU-9017L2 (FUNCTION 1)

TU-9017L2 (FUNCTION 2)



TU-9017L3 (OFF)

TU-9017L3 (FUNCTION 1)

TU-9017L3 (FUNCTION 2)

PART NO.	DESCRIPTION	LIGHT & BEZEL PART NO.	FUNCTION 1	FUNCTION 2
TU-9017L2	Stainless Steel Rear Center Panel with 4 x 4" Dual Revolution & 2 License LEDs	TLED-4X40, TBEZ-4CH4	Red Stop, Turn & Tail	White Back-Up
TU-9017L3	Stainless Steel Rear Center Panel with 4 x 4" Dual Revolution (R/B) & 2 License LEDs	TLED-4XRB, TBEZ-4CH4	Red Stop, Turn & Tail	Blue Auxiliary

FLATLINE REAR CENTER PANEL

SOLD IN RETAIL PACKAGING



TU-9017LF

TU-9017LFC



TU-9017LFCP (OFF)

TU-9017LFCP (FUNCTION 1)

TU-9017LFCP (FUNCTION 2)

PART NO.	DESCRIPTION	LIGHT & BEZEL PART NO.	FUNCTION 1	FUNCTION 2
TU-9017LF	Stainless Steel Rear Center Panel with 4 x 4" Flatline LEDs, Bezels & 2 License LEDs	TLED-F4R, TBEZ-4CH4	Red Stop, Turn & Tail	N/A
TU-9017LFC	Stainless Steel Rear Center Panel with 4 x 4" Clear Flatline LEDs, Bezels & 2 License LEDs	TLED-F4CR, TBEZ-4CH4	Red Stop, Turn & Tail	N/A
TU-9017LFCP	Stainless Steel Rear Center Panel with 4 x 4" Flatline Patriot LEDs, Bezels & 2 License LEDs	TLED-F4XP, TBEZ-4CH4	Red Stop, Turn & Tail	USA Auxiliary

UNIVERSAL ACCESSORIES

EXTRA WIDE STAINLESS STEEL REAR CENTER PANELS

Sold with Stainless Sides. Back Panel is sold separately. Dimensions: 46" x 3" x 15 1/2".



TU-9019



TU-9019LF



TU-9019LFC

FLATLINE REAR CENTER PANEL

SOLD IN RETAIL PACKAGING



TU-9019LFC2
(OFF)



TU-9019LFC2
(FUNCTION 1)



TU-9019LFC2
(FUNCTION 2)



TU-9019LFC2
(OFF)



TU-9019LFC2
(FUNCTION 1)



TU-9019LFC2
(FUNCTION 2)


PART NO.	DESCRIPTION	LIGHT & BEZEL PART NO.	FUNCTION 1	FUNCTION 2
TU-9019	Stainless Steel Extra Wide Rear Center Panel with 4 x 4" Slotted Holes	N/A	N/A	N/A
TU-9019LF	Stainless Steel Extra Wide Rear Center Panel with 4 x 4" Flatline LEDs & 4 Marker Flatline LEDs, Bezels & 2 License LEDs	TLED-F4R, TLED-FG4R, TBEZ-4CH4	Red Stop, Turn & Tail	N/A
TU-9019LFC	Stainless Steel Extra Wide Rear Center Panel with 4 x 4" Flatline LEDs & 4 Marker Clear Flatline LEDs, Bezels & 2 License LEDs	TLED-F4CR, TLED-FG4CR, TBEZ-4CH4	Red Stop, Turn & Tail	N/A
TU-9019LFC2	Stainless Steel Extra Wide Rear Center Panel with 4 x 4" Flatline LEDs & 4 Marker Dual Flatline LEDs, Bezels & 2 License LEDs	TLED-FX73, TLED-FX76, TBEZ-4CH4,	Red Stop, Turn & Tail	White Back-Up
TU-9019LFC3	Stainless Steel Extra Wide Rear Center Panel with 4 x 4" Flatline LEDs & 4 Marker Dual Flatline LEDs, Bezels & 2 License LEDs	TLED-FX74, TLED-FX77, TBEZ-4CH4	Red Stop, Turn & Tail	Blue Auxiliary



TU-9100



TU-9101



TU-9104

BACK PANEL

PART NO.	DESCRIPTION
TU-9100	Stainless Steel Back Panel for Rear Center Panels
TU-9101	Stainless Steel Back Panel for Extra Wide Rear Center Panels
TU-9104	Galvanized Back Panel for Rear Center Panels

ALL REAR CENTER PANELS ARE SOLD IN A RETAIL BOX



UNIVERSAL ACCESSORIES

REAR CENTER PANELS (4" ROUND / 2 1/2" ROUND HOLES)

Designed with high quality stainless steel (430) with mirror shine. With its Aluminum Composite Back Plate all Center Panels are pre-wired, assembled and sold in retail packaging. Includes LED Lighting, 2 x LED License Plate Lights, 1 x License Plate Frame and Re-enforced Brackets. Dimensions: 33 5/8" x 3" x 12 3/8".

REAR CENTER PANEL



TU-9002



TU-9002L



TU-9002LC



TU-9002LF



TU-9002LFC

PART NO.	DESCRIPTION	LIGHT & BEZEL PART NO.	FUNCTION 1	FUNCTION 2
TU-9002	Stainless Steel Rear Center Panel with 4 X 4", 5 X 2 1/2" & 2 License Light Holes	N/A	N/A	N/A
TU-9002L	Stainless Steel Rear Center Panel with 4 X 4", 5 X 2 1/2" & 2 License LEDs	TLED-48R, TLED-2HR, TBEZ-4CH4, TBEZ-2HCH4	Red Stop, Turn & Tail	N/A
TU-9002LC	Stainless Steel Rear Center Panel with 4 X 4", 5 X 2 1/2" Clear & 2 License LEDs	TLED-48CR, TLED-2HTR, TBEZ-4CH4, TBEZ-2HCH4	Red Stop, Turn & Tail	N/A
TU-9002LF	Stainless Steel Rear Center Panel with 4 X 4", 5 X 2 1/2" Flatline & 2 License LEDs	TLED-F4R, TLED-F2HR, TBEZ-4CH4, TBEZ-2HCH4	Red Stop, Turn & Tail	N/A
TU-9002LFC	Stainless Steel Rear Center Panel with 4 X 4", 5 X 2 1/2" Clear Flatline & 2 License LEDs	TLED-F4CR, TLED-F2HCR, TBEZ-4CH4, TBEZ-2HCH4	Red Stop, Turn & Tail	N/A

REAR CENTER PANELS (4" OVAL / 2 1/2" ROUND HOLES)

Designed with high quality stainless steel (430) with mirror shine. All Oval Center Panels are pre-wired & assembled. Includes LED Lighting, 1 x LED License Plate Lights, 1 x License Plate Frame and Re-enforced Brackets. Dimensions: 33 5/8" x 3" x 12 3/8".

OVAL / 2 1/2" ROUND HOLES REAR CENTER PANEL



TU-9008



TU-9008L



TU-9008LC



TU-9008LF



TU-9008LFC

PART NO.	DESCRIPTION	LIGHT & BEZEL PART NO.	FUNCTION 1	FUNCTION 2
TU-9008	Stainless Steel Rear Center Panel with 4 Oblong & 4 x 2 1/2" Light Holes	N/A	N/A	N/A
TU-9008L	Stainless Steel Rear Center Panel with 4 Oblong, 4 x 2 1/2" LEDs & 1 License LED	TLED-OBMR, TLED-2HR, TBEZ-OBCH4, TBEZ-2HCH4	Red Stop, Turn & Tail	N/A
TU-9008LC	Stainless Steel Rear Center Panel with 4 Oblong, 4 x 2 1/2" Clear LEDs & 1 License LED	TLED-OBMCR, TLED-2HTR, TBEZ-OBCH4, TBEZ-2HCH4	Red Stop, Turn & Tail	N/A
TU-9008LF	Stainless Steel Rear Center Panel with 4 Oblong, 4 x 2 1/2" Flatline LEDs & 1 License LED	TLED-FOR, TLED-F2HR, TBEZ-OBCH4, TBEZ-2HCH4	Red Stop, Turn & Tail	N/A
TU-9008LFC	Stainless Steel Rear Center Panel with 4 Oblong, 4 x 2 1/2" Clear Flatline LEDs & 1 License LED	TLED-FOCR, TLED-F2HCR, TBEZ-OBCH4, TBEZ-2HCH4	Red Stop, Turn & Tail	N/A

REAR CENTER PANELS (4" ROUND HOLES)

Designed with high quality stainless steel (430) with mirror shine. All Center Panels are pre-wired & assembled. Includes LED Lighting and Re-enforced Brackets. Dimensions: 33 5/8" x 3" x 12 3/8".

REAR CENTER PANEL



TU-9011



TU-9011L



TU-9011LC



TU-9011LF



TU-9011LFC

PART NO.	DESCRIPTION	LIGHT & BEZEL PART NO.	FUNCTION 1	FUNCTION 2
TU-9011	Stainless Steel Rear Center Panel with 10 x 4" Light Holes	N/A	N/A	N/A
TU-9011L	Stainless Steel Rear Center Panel with 10 x 4" LEDs	TLED-48R, TBEZ-4CH4	Red Stop, Turn & Tail	N/A
TU-9011LC	Stainless Steel Rear Center Panel with 10 x 4" Clear LEDs	TLED-48CR, TBEZ-4CH4	Red Stop, Turn & Tail	N/A
TU-9011LF	Stainless Steel Rear Center Panel with 10 x 4" Flatline LEDs	TLED-F4R, TBEZ-4CH4	Red Stop, Turn & Tail	N/A
TU-9011LFC	Stainless Steel Rear Center Panel with 10 x 4" Clear Flatline LEDs	TLED-F4CR, TBEZ-4CH4	Red Stop, Turn & Tail	N/A

EXTRA WIDE REAR CENTER PANEL (4" ROUND / 2" ROUND HOLES)

Designed with high quality stainless steel (430) with mirror shine. All Center Panels are pre-wired & assembled. Includes LED Lighting and Re-enforced Brackets. Dimensions: 46" x 3" x 15 1/2".

REAR CENTER PANEL



TU-9013



TU-9013L



TU-9013LC



TU-9013LF



TU-9013LFC

PART NO.	DESCRIPTION	LIGHT & BEZEL PART NO.	FUNCTION 1	FUNCTION 2
TU-9013	Stainless Steel Extra Wide Rear Center Panel with 9 x 4" & 12 x 2" Light Holes	N/A	N/A	N/A
TU-9013L	Stainless Steel Extra Wide Rear Center Panel with 9 x 4" & 12 x 2" LEDs	TLED-48R, TLED-2R, TBEZ-4CH4, TBEZ-2CH4	Red Stop, Turn & Tail	N/A
TU-9013LC	Stainless Steel Extra Wide Rear Center Panel with 9 x 4" & 12 x 2" Clear LEDs	TLED-48CR, TLED-2TR, TBEZ-4CH4, TBEZ-2CH4	Red Stop, Turn & Tail	N/A
TU-9013LF	Stainless Steel Extra Wide Rear Center Panel with 9 x 4" & 12 x 2" Flatline LEDs	TLED-F4R, TLED-F2R, TBEZ-4CH4, TBEZ-2CH4	Red Stop, Turn & Tail	N/A
TU-9013LFC	Stainless Steel Extra Wide Rear Center Panel with 9 x 4" & 12 x 2" Clear Flatline LEDs	TLED-F4CR, TLED-F2CR, TBEZ-4CH4, TBEZ-2CH4	Red Stop, Turn & Tail	N/A

UNIVERSAL ACCESSORIES

UNIVERSAL TRAILER BOXES

4"/2" LIGHTS OPEN BACK



TU-1601



TU-1601



TU-1601LC



TU-1601LF



TU-1601LFC

PART NO.	DESCRIPTION	LIGHT & BEZEL PART NO.	FUNCTION 1	FUNCTION 2
TU-1601	Universal Trailer Service Box with 2 x 4" & 5 x 2" Round Light Holes with Open Back	N/A	N/A	N/A
TU-1601L	Universal Trailer Service Box with 2 x 4" & 5 x 2" LEDs & Bezels with Open Back	TLED-48R, TLED-2R, TBEZ-2CH4, TBEZ-4CH4	Red Stop, Turn & Tail	N/A
TU-1601LC	Universal Trailer Service Box with 2 x 4" & 5 x 2" Clear LEDs & Bezels with Open Back	TLED-48CR, TLED-2TR, TBEZ-2CH4, TBEZ-4CH4	Red Stop, Turn & Tail	N/A
TU-1601LF	Universal Trailer Service Box with 2 x 4" & 5 x 2" Flatline LEDs & Bezels with Open Back	TLED-F4R, TLED-F2R, TBEZ-2CH4, TBEZ-4CH4	Red Stop, Turn & Tail	N/A
TU-1601LFC	Universal Trailer Service Box with 2 x 4" & 5 x 2" Clear Flatline LEDs & Bezels with Open Back	TLED-F4CR, TLED-F2CR, TBEZ-2CH4, TBEZ-4CH4	Red Stop, Turn & Tail	N/A

4" LIGHTS OPEN BACK



TU-1602



TU-1602L



TU-1602LC



TU-1602LF



TU-1602LFC

PART NO.	DESCRIPTION	LIGHT & BEZEL PART NO.	FUNCTION 1	FUNCTION 2
TU-1602	Universal Trailer Service Box with 2 x 4" Round Light Holes	N/A	N/A	N/A
TU-1602L	Universal Trailer Service Box with 2 x 4" LEDs & Bezels	TLED-48R, TBEZ-4CH4	Red Stop, Turn & Tail	N/A
TU-1602LC	Universal Trailer Service Box with 2 x 4" Clear LEDs & Bezels	TLED-48CR, TBEZ-4CH4	Red Stop, Turn & Tail	N/A
TU-1602LF	Universal Trailer Service Box with 2 x 4" Flatline LEDs & Bezels	TLED-F4R, TBEZ-4CH4	Red Stop, Turn & Tail	N/A
TU-1602LFC	Universal Trailer Service Box with 2 x 4" Clear Flatline LEDs & Bezels	TLED-F4CR, TBEZ-4CH4	Red Stop, Turn & Tail	N/A



UNIVERSAL MIRRORS

WESTCOAST

7" x 16"
STAINLESS STEEL

SOLD IN RETAIL PACKAGING



TM-2007



TM-2008



TM-2009



TM-2011

PART NO.	DESCRIPTION
TM-2007	7" x 16" Heated Westcoast Stainless Steel Mirror with TM-WLED included
TM-2008	7" x 16" Westcoast Stainless Steel Mirror - Heat, No Light
TM-2009	7" x 16" Westcoast Stainless Steel Mirror - No Heat & No Light
TM-2011	7" x 16" Heated Westcoast Stainless Steel Mirror - Heat & Light



TM-2002



TM-2003

8" ROUND STAINLESS STEEL

SOLD IN RETAIL PACKAGING

PART NO.	DESCRIPTION
TM-2002	8" Convex Stainless Steel Mirror with Center Mounting Brackets
TM-2003	8" Convex Stainless Steel Mirror with Offset Mounting Brackets



TM-2001



8" ROUND STAINLESS STEEL LED IRON CROSS

SOLD IN RETAIL PACKAGING

PART NO.	DESCRIPTION
TM-2001	8" Convex Stainless Steel Mirror with Center Mounting Bracket & TM-8LED Included
TM-2010	8" Convex Stainless Steel Mirror with Offset Mounting Bracket & TM-8LED Included

UNIVERSAL ACCESSORIES

UNIVERSAL MIRRORS WITH MOUNTING BRACKETS

TRIPOD 8" CONVEX MIRROR

SOLD SEPARATELY




PART NO.	DESCRIPTION
TM-2004	Stainless Steel Tripod for 8" Convex Mirror

HOOD MOUNT CURVED ARM MIRROR

SOLD SEPARATELY



PART NO.	DESCRIPTION
TM-2005	Mirror Hood Mount Curved Arm with Rectangular base



UNIVERSAL MIRROR ACCESSORIES

LED LIGHTS FOR MIRROR

SOLD IN RETAIL PACKAGING



TM-8LED



TM-WLED

PART NO.	DESCRIPTION
TM-8LED	8" Convex Mirror Bezel with Amber LEDs for back of mirror (24 Diodes)
TM-WLED	7" x 16" Westcoast Mirror Bezel with Amber LEDs for back of mirror (18 Diodes)



WESTCOAST 7" x 16" MIRROR / VISOR

SOLD SEPARATELY & IN RETAIL PACKAGING

PART NO.	DESCRIPTION
TM-2006	7" x 16" Westcoast Mirror Visor



VISOR MIRROR CONVEX

SOLD SEPARATELY & IN RETAIL PACKAGING

PART NO.	DESCRIPTION
TM-2000	Chrome Plastic 8" Convex Mirror Visor

UNIVERSAL ACCESSORIES

TRAIN HORNS & ACCESSORIES

TRAIN HORN

EXTRA LOUD 3 BELL
CHROME



SOLD IN RETAIL PACKAGING

PART NO.	DESCRIPTION
THORN-1	Compact Extra Loud 3 Bell Chrome Train Horn (130-135 Decibels)

TRAIN HORN

EXTRA LOUD 4 BELL
CHROME



SOLD IN RETAIL PACKAGING

PART NO.	DESCRIPTION
THORN-2	Compact Extra Loud 4 Bell Chrome Train Horn (140-145 Decibels)
THORN-D	Diaphragm for Train Horn (3 Bell & 4 Bell Models)
THORN-SV	Solenoid Valve for Train Horn (3 Bell & 4 Bell Models)

UNIVERSAL LICENSE PLATE HOLDER

LICENSE PLATE HOLDER



TU-1714



TU-1715



TU-1716

PART NO.	DESCRIPTION
TU-1714	Universal Triple License Plate Holder
TU-1715	Universal Double License Plate Holder
TU-1716	Universal Single License Plate Holder

5TH WHEEL PIN PULLER

5TH WHEEL PULLER




PART NO.	DESCRIPTION
TU-1030	Chrome Steel 5th Wheel Puller


UNIVERSAL ACCESSORIES

CHROMED ALUMINUM LED BOOT BRUSH

BOOT BRUSH CHROME



TU-1400



TU-1401L



TU-1401LC

PART NO.	DESCRIPTION	LIGHT & BEZEL PART NO.
TU-1400	Chromed Boot Brush (No LEDs) - Black Bristles	N/A
TU-1401L	Chromed LED Boot Brush with Flatline Amber Marker LED (9 Diodes) - Black Bristles	TLED-FG4R
TU-1401LC	Chromed LED Boot Brush with Flatline Clear Amber Marker LED (9 Diodes) - Black Bristles	TLED-FG4CR

UNIVERSAL DOOR HANDLE COVERS

DOOR HANDLE COVERS



TU-1003A



TU-1003AP



TU-1003B



TU-1003BP



TU-1003G



TU-1003GP



TU-1003P



TU-1003PP



TU-1003R



TU-1003RP



TU-1004



TU-1004P

PART NO.	DESCRIPTION
TU-1003A	Universal Door Handle Cover with 6 Amber LEDs (Driver)
TU-1003AP	Universal Door Handle Cover with 6 Amber LEDs (Passenger)
TU-1003B	Universal Door Handle Cover with 6 Blue LEDs (Driver)
TU-1003BP	Universal Door Handle Cover with 6 Blue LEDs (Passenger)
TU-1003G	Universal Door Handle Cover with 6 Green LEDs (Driver)
TU-1003GP	Universal Door Handle Cover with 6 Green LEDs (Passenger)
TU-1003P	Universal Door Handle Cover with 6 Purple LEDs (Driver)
TU-1003PP	Universal Door Handle Cover with 6 Purple LEDs (Passenger)
TU-1003R	Universal Door Handle Cover with 6 Red LEDs (Driver)
TU-1003RP	Universal Door Handle Cover with 6 Red LEDs (Passenger)
TU-1004	Universal Door Handle Cover (Driver)
TU-1004P	Universal Door Handle Cover (Passenger)





FENDERS

FENDERS


QUARTER FENDER KITS

24" ECONOMY QUARTER FENDER

SOLD IN PAIRS

HALF MOON ARMS, CLAMPS,
TOP MUD FLAPS, AND
HARDWARE INCLUDED



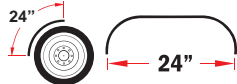
PART NO.	DESCRIPTION	GAUGE	DIMENSIONS
TFEN-Q17	24" Fully Smooth Stainless Steel Post Mount Quarter Fender with Rolled Edge	18	

24" PREMIUM QUARTER FENDER

SOLD IN PAIRS

TRIANGULAR ARMS, CLAMPS,
TOP MUD FLAPS, AND
HARDWARE INCLUDED




PART NO.	DESCRIPTION	GAUGE	DIMENSIONS
TFEN-Q10	24" Fully Smooth Stainless Steel Quarter Fender with Rolled Edge	18	
TFEN-Q10A	24" Assembled Fully Smooth Stainless Steel Quarter Fender with Rolled Edge	18	

27" PREMIUM QUARTER FENDER

SOLD IN PAIRS

TRIANGULAR ARMS, CLAMPS,
TOP MUD FLAPS, AND
HARDWARE INCLUDED



PART NO.	DESCRIPTION	GAUGE	DIMENSIONS
TFEN-Q11	27" Fully Smooth Stainless Steel Quarter Fender with Rolled Edge	18	
TFEN-Q11A	27" Assembled Fully Smooth Stainless Steel Quarter Fender with Rolled Edge	18	

QUARTER FENDER KITS

31" & 34" LONG QUARTER FENDER

SOLD IN PAIRS

TRIANGULAR ARMS, CLAMPS,
TOP MUD FLAPS, AND
HARDWARE INCLUDED



TFEN-Q14A



TFEN-Q13A

PART NO.	DESCRIPTION	GAUGE	DIMENSIONS
TFEN-Q14	31" Fully Smooth Stainless Steel Quarter Fender with Rolled Edge	16	
TFEN-Q14A	Assembled 31" Fully Smooth Stainless Steel Quarter Fender with Rolled Edge	16	
TFEN-Q13	34" Fully Smooth Stainless Steel Quarter Fender with Rolled Edge	16	
TFEN-Q13A	Assembled 34" Fully Smooth Stainless Steel Quarter Fender with Rolled Edge	16	



38" LOW RIDER QUARTER FENDER

SOLD IN PAIRS

TRIANGULAR ARMS, CLAMPS,
TOP MUD FLAPS, AND
HARDWARE INCLUDED

PART NO.	DESCRIPTION	GAUGE	DIMENSIONS
TFEN-Q21	38" Fully Smooth Super Long "Low Rider" Straight Drop Quarter Fender with Rolled Edge	14	



38" ROLLIN'LO QUARTER FENDER

SOLD IN PAIRS

TRIANGULAR ARMS, CLAMPS,
TOP MUD FLAPS, AND
HARDWARE INCLUDED

PART NO.	DESCRIPTION	GAUGE	DIMENSIONS
TFEN-Q12	38" Fully Smooth Stainless Steel Quarter Fender with Rolled Edge	14	

FENDERS

QUARTER FENDERS KITS

OE REPLACEMENT

MID MOUNT QUARTER FENDER

SOLD IN PAIRS

TUBE ARMS, CLAMPS,
TOP MUD FLAPS, AND
HARDWARE INCLUDED

COMES ASSEMBLED



PART NO.	DESCRIPTION	GAUGE	DIMENSIONS
TFEN-Q22	OE Replacement Middle Mount Stainless Steel Quarter Fender	18	
TFEN-Q23	OE Replacement Middle Mount Aluminum Quarter Fender	0.090"	

OE REPLACEMENT

TOP MOUNT QUARTER FENDER

SOLD IN PAIRS

TUBE ARMS, CLAMPS,
TOP MUD FLAPS, AND
HARDWARE INCLUDED

COMES ASSEMBLED



PART NO.	DESCRIPTION	GAUGE	DIMENSIONS
TFEN-Q28	OE Replacement Top Mount Stainless Steel Quarter Fender	18	
TFEN-Q29	OE Replacement Top Mount Aluminum Quarter Fender	0.090"	

OE REPLACEMENT

TOP MOUNT QUARTER FENDER

SOLD IN PAIRS

TUBE ARMS, CLAMPS,
TOP MUD FLAPS, AND
HARDWARE INCLUDED

DOES NOT COME ASSEMBLED



PART NO.	DESCRIPTION	GAUGE	DIMENSIONS
TFEN-Q27	Rubber Quarter Fender SOLD WITH Powder Coated Single Bolt Mounting Pipe	-	

QUARTER FENDERS KITS

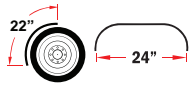
OE REPLACEMENT MID-BRACED MOUNT QUARTER FENDER



SOLD IN PAIRS

TUBE ARMS, CLAMPS,
TOP MUD FLAPS, AND
HARDWARE INCLUDED

COMES ASSEMBLED

PART NO.	DESCRIPTION	GAUGE	DIMENSIONS
TFEN-Q24	OE Replacement Mid-Braced Stainless Steel Quarter Fender	18	

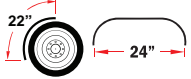
OE REPLACEMENT TOP-BRACED MOUNT QUARTER FENDER



SOLD IN PAIRS

TUBE ARMS, CLAMPS,
TOP MUD FLAPS, AND
HARDWARE INCLUDED

COMES ASSEMBLED

PART NO.	DESCRIPTION	GAUGE	DIMENSIONS
TFEN-Q25	OE Replacement Top-Braced Stainless Steel Quarter Fender	18	

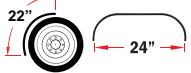
OE REPLACEMENT DOUBLE-BRACED MOUNT QUARTER FENDER



SOLD IN PAIRS

TUBE ARMS, CLAMPS,
TOP MUD FLAPS, AND
HARDWARE INCLUDED

COMES ASSEMBLED

PART NO.	DESCRIPTION	GAUGE	DIMENSIONS
TFEN-Q26	OE Replacement Mid-Braced Stainless Steel Quarter Fender	18	

FENDERS

HALF FENDERS

STANDARD ROLLED EDGE & FLANGE

SOLD IN PAIRS



TFEN-H13



TFEN-H12

PART NO.	DESCRIPTION	GAUGE	DIMENSIONS
TFEN-H12	60" Fully Smooth Stainless Steel Half Fender with Rolled Edge & Flange	16	
TFEN-H13	66" Fully Smooth Stainless Steel Half Fender with Rolled Edge & Flange	16	
TFEN-H14	80" Fully Smooth Stainless Steel Half Fender with Rolled Edge & Flange	16	

ROLLIN'LO ROLLED EDGE LONG

SOLD IN PAIRS



TFEN-H52



TFEN-H10

PART NO.	DESCRIPTION	GAUGE	DIMENSIONS
TFEN-H52	80" Fully Smooth Stainless Steel Curved Long Half Fender with Rolled Edge (Fit 46 1/2" or 43 1/2" O.D. tire size)	14	
TFEN-H10	80" Fully Smooth Stainless Steel Curved Long Half Fender with Rolled Edge (Fit 46 1/2" or 43 1/2" O.D. tire size)	16	
TFEN-H53	80" Fully Smooth Stainless Steel Curved Long Half Fender with Rolled Edge (Fit 41 3/4" O.D. tire size)	14	
TFEN-H11	80" Fully Smooth Stainless Steel Curved Long Half Fender with Rolled Edge (Fit 41 3/4" O.D. tire size)	16	

HALF FENDERS

STANDARD ROLLED EDGE

SOLD IN PAIRS



PART NO.	DESCRIPTION	GAUGE	DIMENSIONS
TFEN-H59	60" Smooth Stainless Steel Half Fender with Rolled Edge	14	
TFEN-H58	60" Smooth Stainless Steel Half Fender with Rolled Edge	16	
TFEN-H61	66" Smooth Stainless Steel Half Fender with Rolled Edge	14	
TFEN-H60	66" Smooth Stainless Steel Half Fender with Rolled Edge	16	
TFEN-H20	66" Fully Smooth Stainless Steel Half Fender with Rolled Edge (Fits tires with an outer diameter of 46 1/2" or 43 1/2")	14	
TFEN-H54	66" Fully Smooth Stainless Steel Half Fender with Rolled Edge (Fits tires with an outer diameter of 41 3/4")	14	
TFEN-H21	66" Fully Smooth Stainless Steel Half Fender with Rolled Edge (Fits tires with an outer diameter of 46 1/2" or 43 1/2")	16	
TFEN-H55	66" Fully Smooth Stainless Steel Half Fender with Rolled Edge (Fits tires with an outer diameter of 41 3/4")	16	
TFEN-H15	66" Fully Smooth Stainless Steel Long Front Half Fender with Rolled Edge	16	
TFEN-H16	72" Fully Smooth Stainless Steel Long Front Half Fender with Rolled Edge	16	



LOW RIDER ROLLED EDGE LONG

SOLD IN PAIRS

PART NO.	DESCRIPTION	GAUGE	DIMENSIONS
TFEN-H57	80" Fully Smooth Stainless Steel Straight Drop Half Fender with Rolled Edge	14	

FENDERS

RIBBED HALF FENDERS

4 RIBBED BEADED EDGE

SOLD IN PAIRS



PART NO.	DESCRIPTION	GAUGE	DIMENSIONS
TFEN-H32	60" Stainless Steel 4 Ribbed Half Fender with Beaded Edge	16	
TFEN-H64	60" Aluminum 4 Ribbed Half Fender with Beaded Edge.	0.090"	
TFEN-H33	60" Galvanized 4 Ribbed Half Fender with Beaded Edge	16	
TFEN-H34	66" Stainless Steel 4 Ribbed Half Fender with Beaded Edge	16	
TFEN-H36	66" Aluminum 4 Ribbed Half Fender with Beaded Edge.	0.090"	
TFEN-H35	66" Galvanized 4 Ribbed Half Fender with Beaded Edge	16	
TFEN-H37	80" Stainless Steel 4 Ribbed Half Fender with Beaded Edge	16	
TFEN-H65	80" Aluminum 4 Ribbed Half Fender with Beaded Edge.	0.090"	
TFEN-H38	80" Galvanized 4 Ribbed Half Fender with Beaded Edge	16	

3 RIBBED ROLLED EDGE

SOLD IN PAIRS



PART NO.	DESCRIPTION	GAUGE	DIMENSIONS
TFEN-H27	60" Stainless Steel 3 Ribbed Half Fender with Rolled Edge	16	
TFEN-H29	66" Stainless Steel 3 Ribbed Half Fender with Rolled Edge	16	
TFEN-H31	72" Stainless Steel 3 Ribbed Half Fender with Rolled Edge	16	

RIBBED HALF FENDERS



TFEN-H24



TFEN-H63

3 RIBBED ROLLED EDGE


SOLD IN PAIRS

PART NO.	DESCRIPTION	GAUGE	DIMENSIONS
TFEN-H24	125" Stainless Steel 3 Ribbed Half Fender with Rolled Edge	16	
TFEN-H23	125" Aluminum 3 Ribbed Half Fender with Rolled Edge.	0.090"	
TFEN-H63	144" Stainless Steel 3 Ribbed Half Fender with Rolled Edge	16	
TFEN-H62	144" Aluminum 3 Ribbed Half Fender with Rolled Edge.	0.090"	
TFEN-H26	150" Stainless Steel 3 Ribbed Half Fender with Rolled Edge	16	
TFEN-H25	150" Aluminum 3 Ribbed Half Fender with Rolled Edge.	0.090"	

BEST PACKAGED FENDERS

IN THE INDUSTRY

- *Fenders Wrapped with Nylon Reinforced Packaging*
- *Fender Corners Guarded with Plastic Protectors*
- *Fenders Strapped Down to Skids*
- *Fenders Always Positioned Well Within Each Skid*



Corner Plastic Protector

Nylon Reinforced Packaging



FENDERS

SINGLE AXLE FENDERS

STANDARD ROLLED EDGE

SOLD IN PAIRS



PART NO.	DESCRIPTION	GAUGE	DIMENSIONS
TFEN-S12	80" Fully Smooth Stainless Steel Single Axle Fender (Fit 46 1/2" or 43 1/2" O.D. tire size)	14	
TFEN-S13	80" Fully Smooth Stainless Steel Single Axle Fender (Fit 46 1/2" or 43 1/2" O.D. tire size)	16	
TFEN-S32	80" Fully Smooth Stainless Steel Single Axle Fender (Fit 41 3/4" O.D. tire size)	14	
TFEN-S33	80" Fully Smooth Stainless Steel Single Axle Fender (Fit 41 3/4" O.D. tire size)	16	

ROLLIN'LO

LONG ROLLED EDGE

SOLD IN PAIRS



PART NO.	DESCRIPTION	GAUGE	DIMENSIONS
TFEN-S10	96" Fully Smooth Stainless Steel Curved Long drop Single Axle Fender (Fit 46 1/2" or 43 1/2" O.D. tire size)	14	
TFEN-S11	91" Fully Smooth Stainless Steel Curved Long drop Single Axle Fender (Fit 41 3/4" O.D. tire size)	14	



SINGLE AXLE FENDERS

LOW RIDER

LONG
ROLLED EDGE

SOLD IN PAIRS



PART NO.	DESCRIPTION	GAUGE	DIMENSIONS
TFEN-S37	96" Fully Smooth Stainless Steel Straight Drop Single Axle Fender (Fit 46 1/2" or 43 1/2" O.D. tire size)	14	



4 RIBBED BEADED EDGE

SOLD IN PAIRS

PART NO.	DESCRIPTION	GAUGE	DIMENSIONS
TFEN-S22	80" Stainless Steel 4 Ribbed Single Axle Fender with Beaded Edge	18	
TFEN-S38	80" Aluminum 4 Ribbed Single Axle Fender with Beaded Edge.	0.090"	
TFEN-S21	80" Galvanized 4 Ribbed Single Axle Fender with Beaded Edge	18	



3 RIBBED ROLLED EDGE

SOLD IN PAIRS

PART NO.	DESCRIPTION	GAUGE	DIMENSIONS
TFEN-S14	80" Stainless Steel 3 Ribbed Single Axle Fender with Rolled Edge	16	
TFEN-S16	80" Aluminum 3 Ribbed Single Axle Fender with Rolled Edge.	0.090"	

FENDERS

FULL FENDERS

STANDARD ROLLED EDGE


SOLD IN PAIRS



PART NO.	DESCRIPTION	GAUGE	DIMENSIONS
TFEN-F11	132" Fully Smooth Stainless Steel Full Fender with Rolled Edge (Fit 46 1/2" or 43 1/2" O.D. tire size)	14	
TFEN-F12	132" Fully Smooth Stainless Steel Full Fender with Rolled Edge (Fit 46 1/2" or 43 1/2" O.D. tire size)	16	
TFEN-F34	132" Fully Smooth Stainless Steel Full Fender with Rolled Edge (Fit 41 3/4" O.D. tire size)	14	
TFEN-F35	132" Fully Smooth Stainless Steel Full Fender with Rolled Edge (Fit 41 3/4" O.D. tire size)	16	
TFEN-F13	120" Fully Smooth Stainless Steel Full Fender with Rolled Edge	16	
TFEN-F14	132" Fully Smooth Stainless Steel Full Fender with Rolled Edge (Canadian Spread)	14	

THE BOSS LONG ROLLED EDGE

SOLD IN PAIRS



PART NO.	DESCRIPTION	GAUGE	DIMENSIONS
TFEN-F10	142" Fully Smooth Stainless Steel Long drop Full Fender (Fit 46 1/2" or 43 1/2" O.D. tire size)	14	
TFEN-F33	142" Fully Smooth Stainless Steel Long drop Full Fender (Fit 41 3/4" O.D. tire size)	14	

FULL FENDERS

4 RIBBED BEADED EDGE

SOLD IN PAIRS



TFEN-F21



TFEN-F21

PART NO.	DESCRIPTION	GAUGE	DIMENSIONS
TFEN-F21	120" Stainless Steel 4 Ribbed Full Fender with Beaded Edge	18	
TFEN-F23	120" Stainless Steel 4 Ribbed Full Fender with Beaded Edge (Canadian Spread)	18	



AERODYNAMIC TRUCKS WITH SIDE FAIRING ROLLED EDGE

SOLD IN PAIRS



TFEN-F38



TFEN-F41

PART NO.	DESCRIPTION	GAUGE	DIMENSIONS
TFEN-F41	108" Fully Smooth Stainless Steel Full Fender For Side Fairings with Short Front & Standard Back	14	
TFEN-F38	120" Fully Smooth Stainless Steel Full Fender For Side Fairings with Short Front & Extra Long Back	14	

FENDERS

POLY FENDERS

POLY QUARTER FENDER ROLLED EDGE

SOLD IN PAIRS

HALF MOON ARMS, CLAMPS, TOP MUD FLAPS, AND HARDWARE INCLUDED



PART NO.	DESCRIPTION	DIMENSIONS
TFEN-Q20	24" Poly Quarter Fender	

POLY HALF FENDER ROLLED EDGE

SOLD IN PAIRS



TFEN-A66 & TFEN-A56
TANKER FENDERS

PART NO.	DESCRIPTION	DIMENSIONS
TFEN-H39	66" Black Poly Half Fender	
TFEN-H66	105" Black Poly Half Tanker Fender	
TFEN-A56	24" Poly Fender Extension	
TFEN-A57	34" Poly Fender Extension	

POLY FENDERS



POLY SINGLE AXLE FENDER ROLLED EDGE

SOLD IN PAIRS

PART NO.	DESCRIPTION	DIMENSIONS
TFEN-S17	76" Black Poly Single Axle Fender	



POLY FULL FENDER ROLLED EDGE

SOLD IN PAIRS

PART NO.	DESCRIPTION	DIMENSIONS
TFEN-F26	133" Fully Ribbed Poly Full Fender (39" - 55" - 39")	



TFEN-F40



TFEN-S39

POLY DOUBLE HUMP FULL FENDER ROLLED EDGE

SOLD IN PAIRS

PART NO.	DESCRIPTION	DIMENSIONS
TFEN-F40	105" Fully Ribbed Double Hump Poly Full Fender	
TFEN-S39	Poly Extension Fender for Use with Multiple Wheels	

FENDERS

BLACK POLY FENDER MOUNTING KITS

POLY HALF

FENDER MOUNTING KITS

SOLD AS KIT - FOR 1 PAIR OF FENDERS
INCLUDES MOUNTING BRACKETS



TFEN-HKITP2



TFEN-HKITP

PART NO.	DESCRIPTION
TFEN-HKITP	Half Fender Mounting Kit with Black Steel Tringular Arms, Threaded Post Mount Tube, Clamps and all hardware
TFEN-HKITP2	Half Fender Mounting Kit with Black Steel Tube Arms, Threaded Post Mount Tube, Clamps and all hardware


POLY SINGLE

AXLE FENDER MOUNTING KITS

SOLD AS KIT - FOR 1 PAIR OF FENDERS
INCLUDES MOUNTING BRACKETS



TFEN-SKITP2



TFEN-SKITP

PART NO.	DESCRIPTION
TFEN-SKITP	Single Axle Fender Mounting Kit with Black Steel Tringular Arms, Threaded Post Mount Tube, Clamps and all hardware
TFEN-SKITP2	Single Axle Fender Mounting Kit with Black Steel Tube Arms, Threaded Post Mount Tube, Clamps and all hardware

POLY FULL

FENDER MOUNTING KITS

SOLD AS KIT - FOR 2 PAIR OF FENDERS
INCLUDES MOUNTING BRACKETS



TFEN-FKITP2



TFEN-FKITP

PART NO.	DESCRIPTION
TFEN-FKITP	Full Fender Mounting Kit with Black Steel Tringular Arms, Threaded Post Mount Tube, Clamps and all hardware
TFEN-FKITP2	Full Fender Mounting Kit with Black Steel Tube Arms, Threaded Post Mount Tube, Clamps and all hardware

STAINLESS STEEL, ALUMINUM, GALVANIZED FENDER MOUNTING KITS




SOLD IN RETAIL BOX



HALF FENDER MOUNTING KITS

SOLD AS KIT - FOR 1 PAIR OF FENDERS
INCLUDES MOUNTING BRACKETS

PART NO.	DESCRIPTION
TFEN-HKIT	Half Fender Mounting Kit with Stainless Steel Triangular Arms, Threaded Post Mount Tube, Clamps and all hardware
TFEN-HKITN	Half Fender Mounting Kit with Stainless Steel Triangular Arms, Smooth Post Mount Tube, Clamps and all hardware



SOLD IN RETAIL BOX



SINGLE AXLE FENDER MOUNTING KITS

SOLD AS KIT - FOR 1 PAIR OF FENDERS
INCLUDES MOUNTING BRACKETS

PART NO.	DESCRIPTION
TFEN-SKIT	Single Axle Fender Mounting Kit with Stainless Steel Triangular Arms, Threaded Post Mount Tube, Clamps and all hardware
TFEN-SKITN	Single Axle Fender Mounting Kit with Stainless Steel Triangular Arms, Smooth Post Mount Tube, Clamps and all hardware



SOLD IN RETAIL BOX



FULL FENDER MOUNTING KITS

SOLD AS KIT - FOR 2 PAIR OF FENDERS
INCLUDES MOUNTING BRACKETS

PART NO.	DESCRIPTION
TFEN-FKIT	Full Fender Mounting Kit with Stainless Steel Triangular Arms, Threaded Post Mount Tube, Clamps and all hardware
TFEN-FKITN	Full Fender Mounting Kit with Stainless Steel Triangular Arms, Smooth Post Mount Tube, Clamps and all hardware

FENDER ACCESSORIES

360° MOUNTING BRACKET

UNIVERSAL MOUNTING
9" AND 4"

SOLD INDIVIDUALLY

INCLUDES BOLT, END CAP,
LOCK BOLT AND HARDWARE




TFEN-A54

TFEN-A58



LOCKING BOLT TO ELIMINATE LOOSENESS



ROBUST 3/4" FINE TREAD MOUNTING BOLT

PART NO.	DESCRIPTION
TFEN-A54	9" off-set rotating 360 degree center bracket
TFEN-A58	4" off-set rotating 360 degree center bracket

MOUNTING KITS WITH 360° DEGREE MOUNTING BRACKET

HALF FENDER

MOUNTING KITS
360° MOUNTING BRACKET

SOLD AS KIT - FOR 1 PAIR OF FENDERS
INCLUDES MOUNTING BRACKETS



PART NO.	DESCRIPTION
TFEN-HKIT2	Half Fender Mounting Kit with 360° Rear Center Bracket, Stainless Steel Triangular Arms, Threaded Post Mount Tube, Clamps and all hardware

FULL FENDER

MOUNTING KITS
360° MOUNTING BRACKET

SOLD AS KIT - FOR 2 PAIR OF FENDERS
INCLUDES MOUNTING BRACKETS



PART NO.	DESCRIPTION
TFEN-FKIT2	Full Fender Mounting Kit with 360° Middle Center Bracket, Stainless Steel Triangular and Threaded Post Mount Tube, Clamps and all hardware

FENDER ACCESSORIES

TRIANGULAR ARM STAINLESS STEEL

SOLD INDIVIDUALLY



TFEN-A45 MOUNTING ARM KIT INCLUDES:
 - 2 TRIANGULAR ARMS
 - 2 POST MOUNTS
 - 2 CLAMPS
 - HARDWARE

PART NO.	DESCRIPTION
TFEN-A10	Stainless Steel Universal Triangular Side Mount Arm includes Polished and Welded End Cap
TFEN-A11	Stainless Steel Universal Triangular Side Mount Arm includes Polished and Welded End Cap with Bolt Kit
TFEN-A12	Stainless Steel Universal Triangular Side Mount Arm includes Polished and Welded End Cap with Bolt Kit & Straps
TFEN-A45	Stainless Steel Universal Triangular Side Mount Arm Kit

POST MOUNT TUBE STEEL

SOLD INDIVIDUALLY



TFEN-A15



TFEN-A44

PART NO.	DESCRIPTION
TFEN-A15	Post Mount Tube - Threaded
TFEN-A17	Post Mount Tube - No Thread
TFEN-A44	Three Quarter Fine Thread Bolt for TFEN-A15

CLAMP STAINLESS STEEL

SOLD INDIVIDUALLY



PART NO.	DESCRIPTION
TFEN-A19	Stainless Steel Clamp for Post Mount Tube

FENDER ACCESSORIES

MOUNTING BRACKET UNIVERSAL

SOLD INDIVIDUALLY


THE FOLLOWING TWO MOUNTING BRACKETS FIT 90% OF ALL TRUCK SUSPENSIONS.



PART NO.	DESCRIPTION
TFEN-A29	Universal Center Mounting Bracket - Height 6" - 8 1/2" - Left Side
TFEN-A30	Universal Center Mounting Bracket - Height 6" - 8 1/2" - Right Side

POLY MOUNTING BRACKET FOR POLY FENDERS

SOLD INDIVIDUALLY



PART NO.	DESCRIPTION
TFEN-A63	Black Poly Mounting Bracket -Left Side
TFEN-A64	Black Poly Mounting Bracket -Right Side

POLY MOUNTING ARM FOR POLY FENDERS HALF MOON SHAPE

SOLD INDIVIDUALLY



TFEN-A55






TFEN-A65 MOUNTING ARM KIT INCLUDES:
 - 2 ARMS
 - 2 POST MOUNTS
 - 2 CLAMPS
 - HARDWARE

PART NO.	DESCRIPTION
TFEN-A55	Black Poly Round Mounting Arm, Hardware, Clamp & Post Mount Set
TFEN-A65	Black Poly Round Mounting Arm Kit

FENDERS ACCESSORIES

POST MOUNT BRACKETS

SOLD INDIVIDUALLY

PART NO.	DESCRIPTION	
TFEN-A20	Stainless Steel Peterbilt Side Mount with Holes- Left Side	
TFEN-A21	Stainless Steel Peterbilt Side Mount with Holes- Right Side	
TFEN-A22	30" Side Mount - Zinc	
TFEN-A23	30" Side Mount - Chrome	
TFEN-A66	30" Side Mount with Holes -Chrome- Left Side	
TFEN-A67	30" Side Mount with Holes - Chrome- Right Side	
TFEN-A68	30" Side Mount with Holes - Zinc-Left Side	
TFEN-A69	30" Side Mount with Holes - Zinc- Right Side	
TFEN-A27	29" Side Mount Pipe - For Quarter Fender (18 Gauge Stainless Steel)	
TFEN-A73	29" Side Mount Pipe - For Half, Single and Full Fender (14 Gauge Stainless Steel)	



CROSS PIPE LONG MOUNTING BRACKETS

SOLD INDIVIDUALLY

PART NO.	DESCRIPTION
TFEN-A39	94" Stainless Steel Cross Pipe - No Holes
TFEN-A70	94" Stainless Steel Cross Pipe - with Holes
TFEN-A59	94" Chrome Cross Pipe - No Holes
TFEN-A71	94" Chrome Cross Pipe - with Holes
TFEN-A60	94" Zinc Cross Pipe - No Holes
TFEN-A72	94" Zinc Cross Pipe - with Holes



**TRUX'S SUPERIOR
POLY FENDERS**

So strong we guarantee it won't chip, crack or break!

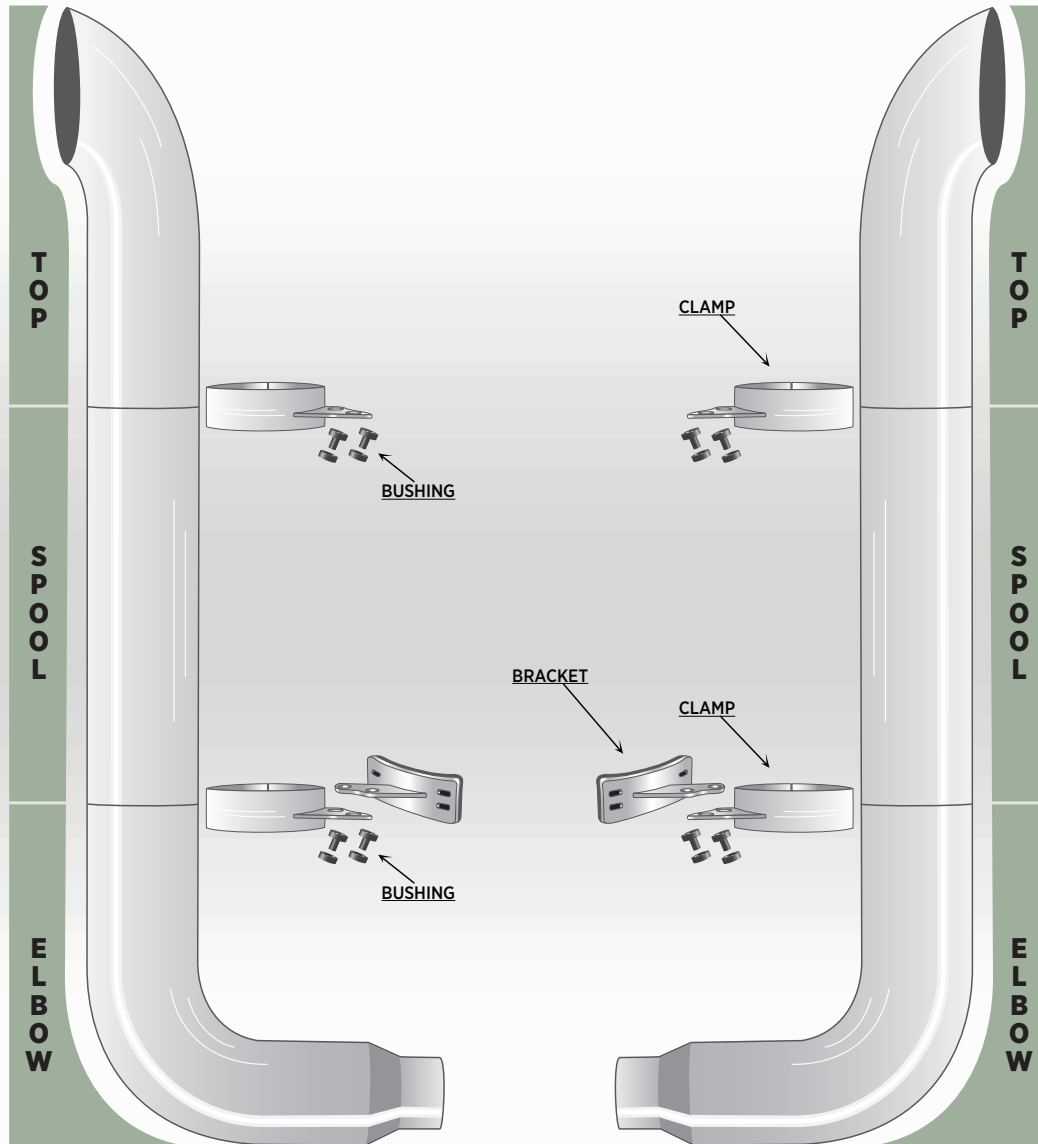




EXHAUST CHROME STACKS

EXHAUST KITS 52" MIDDLE SPOOLS / 90° ELBOWS

Kits are made for trucks built in 2006 and earlier. Complete kit for both sides.



ALL KITS INCLUDE:

- TOP STACKS - 54" OR 60" HIGH (2 UNITS)
- MIDDLE SPOOLS - 52" HIGH (2 UNITS)
- 90 DEGREE ELBOWS (2 UNITS)
- 3 3/4" WIDE BAND CLAMPS (4 UNITS)
- LOWER MOUNTING BRACKETS (2 UNITS)
- BLACK BUSHINGS (8 UNITS)

All elbows are reduced to a 5" diameter in order to be used with a 5" diameter "Y" pipe. Clamps are fabricated with high quality chrome stainless steel, allowing the clamps to have the same mirror shine finish and offering a clean uniform look.



AVAILABLE TOP STACKS

54" Top Stacks

PART NO.	DESCRIPTION
TSK8-MSET	8" Diameter - 54" Mitered Top Stacks, 52" Spools, 90° 8"-5" Elbows, Angled Clamps, Angled Lower Exhaust Brackets & Bushings
TSK8-CSET	8" Diameter - 54" Curved Top Stacks, 52" Spools, 90° 8"-5" Elbows, Angled Clamps, Angled Lower Exhaust Brackets & Bushings
TSK8-BSET	8" Diameter - 54" Bullhorn Top Stacks, 52" Spools, 90° 8"-5" Elbows, Angled Clamps, Angled Lower Exhaust Brackets & Bushings
TSK8-FSET	8" Diameter - 54" Flat Top Stacks, 52" Spools, 90° 8"-5" Elbows, Angled Clamps, Angled Lower Exhaust Brackets & Bushings

60" Top Stacks

PART NO.	DESCRIPTION
TSK8-MSET2	8" Diameter - 60" Mitered Top Stacks, 52" Spools, 90° 8"-5" Elbows, Angled Clamps, Angled Lower Exhaust Brackets & Bushings
TSK8-CSET2	8" Diameter - 60" Curved Top Stacks, 52" Spools, 90° 8"-5" Elbows, Angled Clamps, Angled Lower Exhaust Brackets & Bushings
TSK8-BSET2	8" Diameter - 60" Bullhorn Top Stacks, 52" Spools, 90° 8"-5" Elbows, Angled Clamps, Angled Lower Exhaust Brackets & Bushings
TSK8-FSET2	8" Diameter - 60" Flat Top Stacks, 52" Spools, 90° 8"-5" Elbows, Angled Clamps, Angled Lower Exhaust Brackets & Bushings

54" Top Stacks

PART NO.	DESCRIPTION
TSK7-MSET	7" Diameter - 54" Mitered Top Stacks, 52" Spools, 90° 7"-5" Elbows, Angled Clamps, Angled Lower Exhaust Brackets & Bushings
TSK7-CSET	7" Diameter - 54" Curved Top Stacks, 52" Spools, 90° 7"-5" Elbows, Angled Clamps, Angled Lower Exhaust Brackets & Bushings
TSK7-BSET	7" Diameter - 54" Bullhorn Top Stacks, 52" Spools, 90° 7"-5" Elbows, Angled Clamps, Angled Lower Exhaust Brackets & Bushings

60" Top Stacks

PART NO.	DESCRIPTION
TSK7-MSET2	7" Diameter - 60" Mitered Top Stacks, 52" Spools, 90° 7"-5" Elbows, Angled Clamps, Angled Lower Exhaust Brackets & Bushings
TSK7-CSET2	7" Diameter - 60" Curved Top Stacks, 52" Spools, 90° 7"-5" Elbows, Angled Clamps, Angled Lower Exhaust Brackets & Bushings
TSK7-BSET2	7" Diameter - 60" Bullhorn Top Stacks, 52" Spools, 90° 7"-5" Elbows, Angled Clamps, Angled Lower Exhaust Brackets & Bushings

54" Top Stacks

PART NO.	DESCRIPTION
TSK6-MSET	6" Diameter - 54" Mitered Top Stacks, 52" Spools, 90° 6"-5" Elbows, Straight Clamps, Straight Lower Exhaust Brackets And Bushings
TSK6-CSET	6" Diameter - 54" Curved Top Stacks, 52" Spools, 90° 6"-5" Elbows, Straight Clamps, Straight Lower Exhaust Brackets And Bushings
TSK6-BSET	6" Diameter - 54" Bullhorn Top Stacks, 52" Spools, 90° 6"-5" Elbows, Straight Clamps, Straight Lower Exhaust Brackets And Bushings

60" Top Stacks

PART NO.	DESCRIPTION
TSK6-MSET2	6" Diameter - 60" Mitered Top Stacks, 52" Spools, 90° 6"-5" Elbows, Straight Clamps, Straight Lower Exhaust Brackets And Bushings
TSK6-CSET2	6" Diameter - 60" Curved Top Stacks, 52" Spools, 90° 6"-5" Elbows, Straight Clamps, Straight Lower Exhaust Brackets And Bushings
TSK6-BSET2	6" Diameter - 60" Bullhorn Top Stacks, 52" Spools, 90° 6"-5" Elbows, Straight Clamps, Straight Lower Exhaust Brackets And Bushings

8" DIAMETER 54"/60" TOP STACKS EXHAUST KITS

INCLUDES:
52" SPOOLS
90° ELBOWS

7" DIAMETER 54"/60" TOP STACKS EXHAUST KITS

INCLUDES:
52" SPOOLS
90° ELBOWS

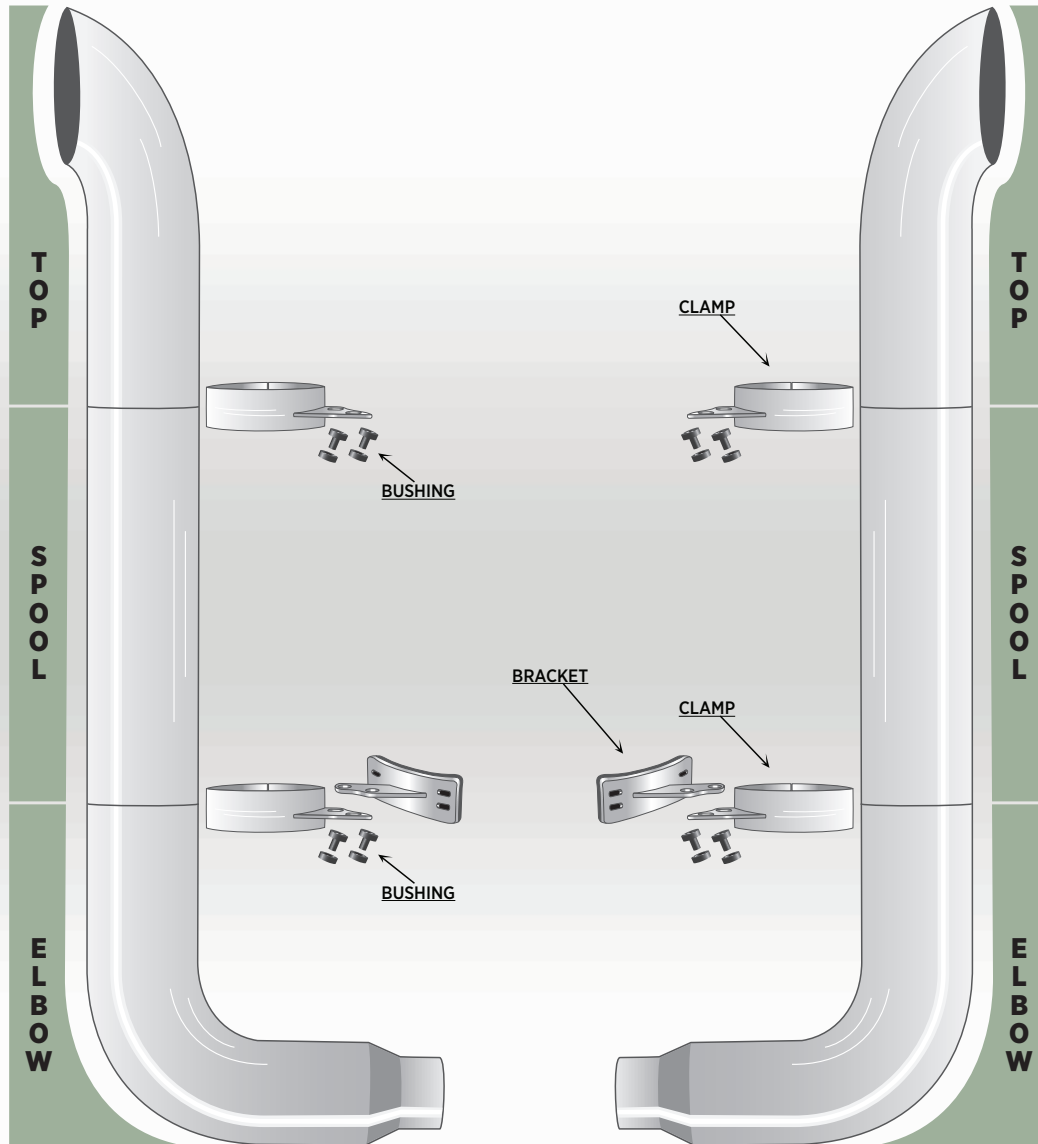
6" DIAMETER 54"/60" TOP STACKS EXHAUST KITS

INCLUDES:
52" SPOOLS
90° ELBOWS

EXHAUST KITS

55" MIDDLE SPOOLS / 90° ELBOWS

Kits are made for trucks built in 2006 and earlier. Complete kit for both sides.



ALL KITS INCLUDE:

- TOP STACKS - 54" OR 60" HIGH (2 UNITS)
- MIDDLE SPOOLS - 55" HIGH (2 UNITS)
- 90 DEGREE ELBOWS (2 UNITS)
- 3 3/4" WIDE BAND CLAMPS (4 UNITS)
- LOWER MOUNTING BRACKETS (2 UNITS)
- BLACK BUSHINGS (8 UNITS)

All elbows are reduced to a 5" diameter in order to be used with a 5" diameter "Y" pipe. Clamps are fabricated with high quality chrome stainless steel, allowing the clamps to have the same mirror shine finish and offering a clean uniform look.



AVAILABLE TOP STACKS

54" Top Stacks

PART NO.	DESCRIPTION
TSK8-BSET3	8" Diameter - 54" Bullhorn Top Stacks, 55" Spools, 90° 8"-5" Elbows, Angled Clamps, Angled Lower Exhaust Brackets & Bushings
TSK8-CSET4	8" Diameter - 54" Curved Top Stacks, 55" Spools, 90° 8"-5" Elbows, Angled Clamps, Angled Lower Exhaust Brackets & Bushings
TSK8-FSET4	8" Diameter - 54" Flat Top Stacks, 55" Spools, 90° 8"-5" Elbows, Angled Clamps, Angled Lower Exhaust Brackets & Bushings
TSK8-MSET5	8" Diameter - 54" Mitered Top Stacks, 55" Spools, 90° 8"-5" Elbows, Angled Clamps, Angled Lower Exhaust Brackets & Bushings

60" Top Stacks

PART NO.	DESCRIPTION
TSK8-BSET4	8" Diameter - 60" Bullhorn Top Stacks, 55" Spools, 90° 8"-5" Elbows, Angled Clamps, Angled Lower Exhaust Brackets & Bushings
TSK8-CSET3	8" Diameter - 60" Curved Top Stacks, 55" Spools, 90° 8"-5" Elbows, Angled Clamps, Angled Lower Exhaust Brackets & Bushings
TSK8-FSET5	8" Diameter - 60" Flat Top Stacks, 55" Spools, 90° 8"-5" Elbows, Angled Clamps, Angled Lower Exhaust Brackets & Bushings
TSK8-MSET3	8" Diameter - 60" Mitered Top Stacks, 55" Spools, 90° 8"-5" Elbows, Angled Clamps, Angled Lower Exhaust Brackets & Bushings

54" Top Stacks

PART NO.	DESCRIPTION
TSK7-BSET5	7" Diameter - 54" Bullhorn Top Stacks, 55" Spools, 90° 7"-5" Elbows, Angled Clamps, Angled Lower Exhaust Brackets & Bushings
TSK7-CSET6	7" Diameter - 54" Curved Top Stacks, 55" Spools, 90° 7"-5" Elbows, Angled Clamps, Angled Lower Exhaust Brackets & Bushings
TSK7-MSET6	7" Diameter - 54" Mitered Top Stacks, 55" Spools, 90° 7"-5" Elbows, Angled Clamps, Angled Lower Exhaust Brackets & Bushings

60" Top Stacks

PART NO.	DESCRIPTION
TSK7-BSET6	7" Diameter - 60" Bullhorn Top Stacks, 55" Spools, 90° 7"-5" Elbows, Angled Clamps, Angled Lower Exhaust Brackets & Bushings
TSK7-CSET5	7" Diameter - 60" Curved Top Stacks, 55" Spools, 90° 7"-5" Elbows, Angled Clamps, Angled Lower Exhaust Brackets & Bushings
TSK7-MSET5	7" Diameter - 60" Mitered Top Stacks, 55" Spools, 90° 7"-5" Elbows, Angled Clamps, Angled Lower Exhaust Brackets & Bushings

54" Top Stacks

PART NO.	DESCRIPTION
TSK6-BSET5	6" Diameter - 54" Mitered Top Stacks, 52" Spools, 90° 6"-5" Elbows, Straight Clamps, Straight Lower Exhaust Brackets And Bushings
TSK6-CSET5	6" Diameter - 54" Curved Top Stacks, 52" Spools, 90° 6"-5" Elbows, Straight Clamps, Straight Lower Exhaust Brackets And Bushings
TSK6-MSET5	6" Diameter - 54" Bullhorn Top Stacks, 52" Spools, 90° 6"-5" Elbows, Straight Clamps, Straight Lower Exhaust Brackets And Bushings

60" Top Stacks

PART NO.	DESCRIPTION
TSK6-BSET6	6" Diameter - 60" Bullhorn Top Stacks, 55" Spools, 90° 7"-5" Elbows, Angled Clamps, Angled Lower Exhaust Brackets & Bushings
TSK6-CSET6	6" Diameter - 60" Curved Top Stacks, 55" Spools, 90° 7"-5" Elbows, Angled Clamps, Angled Lower Exhaust Brackets & Bushings
TSK6-MSET6	6" Diameter - 60" Mitered Top Stacks, 55" Spools, 90° 7"-5" Elbows, Angled Clamps, Angled Lower Exhaust Brackets & Bushings

8" DIAMETER 54"/60" TOP STACKS EXHAUST KITS

INCLUDES:
55" SPOOLS
90° ELBOWS

7" DIAMETER 54"/60" TOP STACKS EXHAUST KITS

INCLUDES:
55" SPOOLS
90° ELBOWS

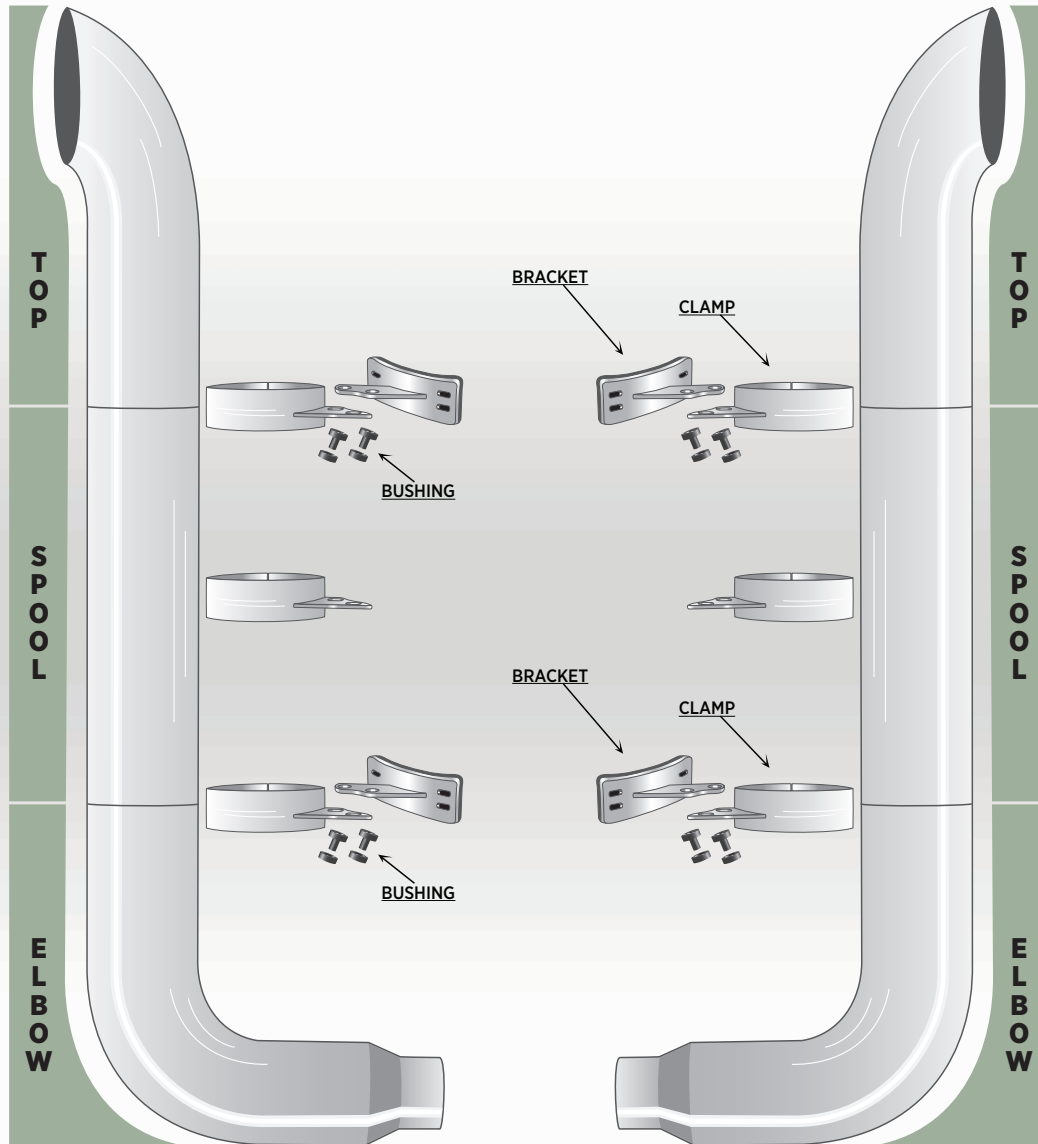
6" DIAMETER 54"/60" TOP STACKS EXHAUST KITS

INCLUDES:
55" SPOOLS
90° ELBOWS

10" DIAMETER EXHAUST KITS

52" & 55" MIDDLE SPOOLS / 90° ELBOWS

Kits are made for trucks built in 2006 and earlier. Complete kit for both sides.



ALL KITS INCLUDE:

- TOP STACKS - 54" OR 60" HIGH (2 UNITS)
- MIDDLE SPOOLS - 52" OR 55" HIGH (2 UNITS)
- 90 DEGREE ELBOWS (2 UNITS)
- 3 3/4" WIDE BAND CLAMPS (6 UNITS)
- LOWER MOUNTING BRACKETS (4 UNITS)
- BLACK BUSHINGS (8 UNITS)

All elbows are reduced to a 5" diameter in order to be used with a 5" diameter "Y" pipe. Clamps are fabricated with high quality chrome stainless steel, allowing the clamps to have the same mirror shine finish and offering a clean uniform look.



AVAILABLE TOP STACKS

54" Top Stacks

PART NO.	DESCRIPTION
TSK10-MSET	10" Diameter - 54" Mitered Top Stacks, 52" Spools, 90° 10"-5" Elbows, Angled Clamps, Angled Lower Exhaust Brackets & Bushings
TSK10-CSET	10" Diameter - 54" Curved Top Stacks, 52" Spools, 90° 10"-5" Elbows, Angled Clamps, Angled Lower Exhaust Brackets & Bushings
TSK10-BSET	10" Diameter - 54" Bullhorn Top Stacks, 52" Spools, 90° 10"-5" Elbows, Angled Clamps, Angled Lower Exhaust Brackets & Bushings
TSK10-FSET	10" Diameter - 54" Flat Top Stacks, 52" Spools, 90° 10"-5" Elbows, Angled Clamps, Angled Lower Exhaust Brackets & Bushings

60" Top Stacks

PART NO.	DESCRIPTION
TSK10-MSET2	10" Diameter - 60" Mitered Top Stacks, 52" Spools, 90° 10"-5" Elbows, Angled Clamps, Angled Lower Exhaust Brackets & Bushings
TSK10-CSET2	10" Diameter - 60" Curved Top Stacks, 52" Spools, 90° 10"-5" Elbows, Angled Clamps, Angled Lower Exhaust Brackets & Bushings
TSK10-BSET2	10" Diameter - 60" Bullhorn Top Stacks, 52" Spools, 90° 10"-5" Elbows, Angled Clamps, Angled Lower Exhaust Brackets & Bushings
TSK10-FSET2	10" Diameter - 60" Flat Top Stacks, 52" Spools, 90° 10"-5" Elbows, Angled Clamps, Angled Lower Exhaust Brackets & Bushings

54" Top Stacks

PART NO.	DESCRIPTION
TSK8-BSET3	10" Diameter - 54" Bullhorn Top Stacks, 55" Spools, 90° 10"-5" Elbows, Angled Clamps, Angled Lower Exhaust Brackets & Bushings
TSK8-CSET3	10" Diameter - 54" Curved Top Stacks, 55" Spools, 90° 10"-5" Elbows, Angled Clamps, Angled Lower Exhaust Brackets & Bushings
TSK8-FSET3	10" Diameter - 54" Flat Top Stacks, 55" Spools, 90° 10"-5" Elbows, Angled Clamps, Angled Lower Exhaust Brackets & Bushings
TSK8-MSET3	10" Diameter - 54" Mitered Top Stacks, 55" Spools, 90° 10"-5" Elbows, Angled Clamps, Angled Lower Exhaust Brackets & Bushings

60" Top Stacks

PART NO.	DESCRIPTION
TSK8-BSET4	10" Diameter - 60" Bullhorn Top Stacks, 55" Spools, 90° 10"-5" Elbows, Angled Clamps, Angled Lower Exhaust Brackets & Bushings
TSK8-CSET4	10" Diameter - 60" Curved Top Stacks, 55" Spools, 90° 10"-5" Elbows, Angled Clamps, Angled Lower Exhaust Brackets & Bushings
TSK8-FSET4	10" Diameter - 60" Flat Top Stacks, 55" Spools, 90° 10"-5" Elbows, Angled Clamps, Angled Lower Exhaust Brackets & Bushings
TSK8-MSET4	10" Diameter - 60" Mitered Top Stacks, 55" Spools, 90° 10"-5" Elbows, Angled Clamps, Angled Lower Exhaust Brackets & Bushings

10" DIAMETER
54"/60" TOP STACKS
EXHAUST KITS

INCLUDES:
52" SPOOLS
90° ELBOWS

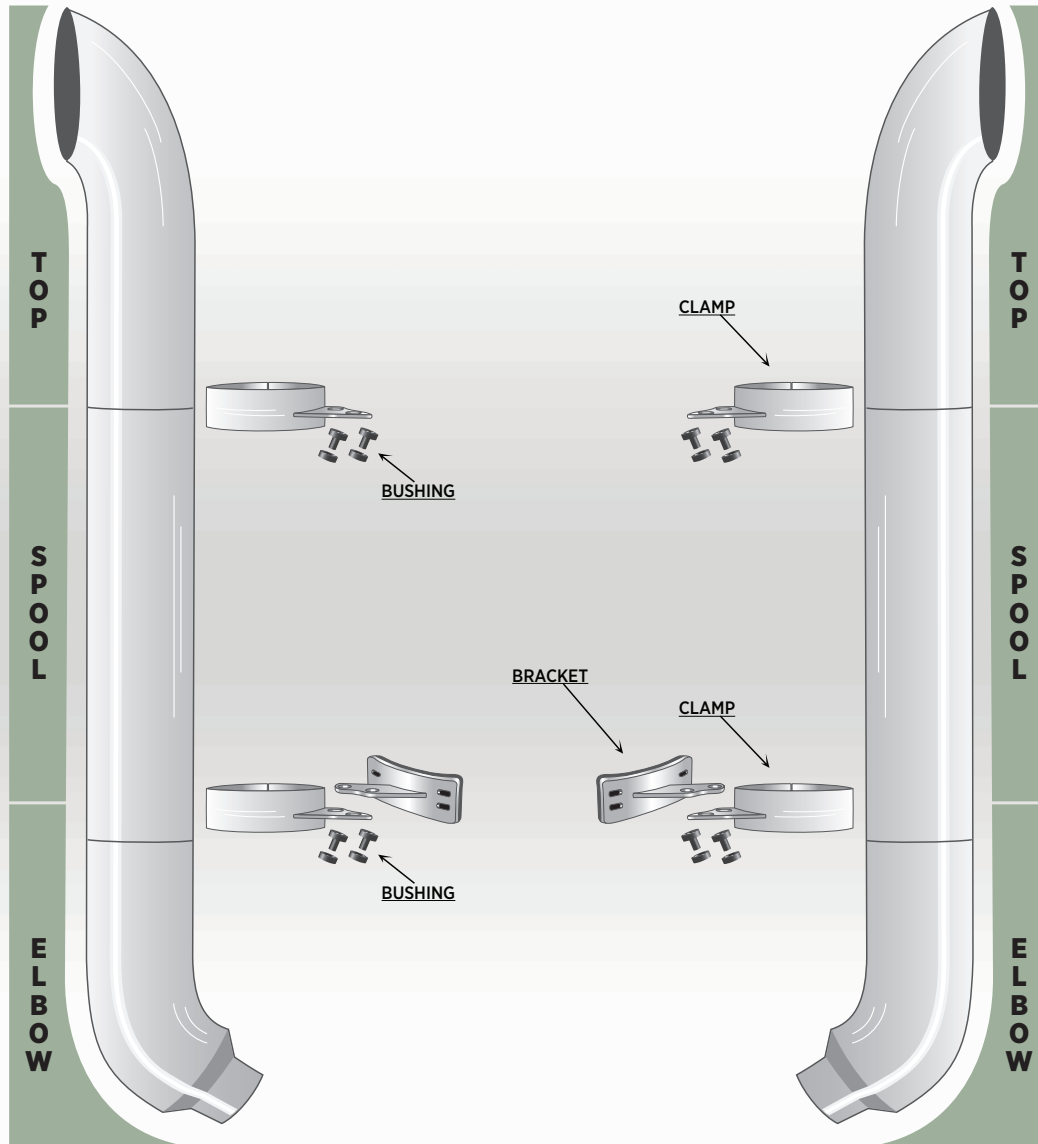
10" DIAMETER
54"/60" TOP STACKS
EXHAUST KITS

INCLUDES:
52" SPOOLS
90° ELBOWS



EXHAUST KITS 52" MIDDLE SPOOLS / 58° ELBOWS

Kits are made for trucks built in 2006 and earlier. Complete kit for both sides.



ALL KITS INCLUDE:

- TOP STACKS - 54" OR 60" HIGH (2 UNITS)
- MIDDLE SPOOLS - 52" HIGH (2 UNITS)
- 58 DEGREE ELBOWS (2 UNITS)
- 3 3/4" WIDE BAND CLAMPS (4 UNITS)
- LOWER MOUNTING BRACKETS (2 UNITS)
- BLACK BUSHINGS (8 UNITS)

All elbows are reduced to a 5" diameter in order to be used with a 5" diameter "Y" pipe. Clamps are fabricated with high quality chrome stainless steel, allowing the clamps to have the same mirror shine finish and offering a clean uniform look.



AVAILABLE TOP STACKS

54" Top Stacks

PART NO.	DESCRIPTION
TSK8-BSET5	8" Diameter - 54" Bullhorn Top Stacks, 52" Spools, 58° 8"-5" Elbows, Angled Clamps, Angled Lower Exhaust Brackets & Bushings
TSK8-CSET5	8" Diameter - 54" Curved Top Stacks, 52" Spools, 58° 8"-5" Elbows, Angled Clamps, Angled Lower Exhaust Brackets & Bushings
TSK8-FSET3	8" Diameter - 54" Flat Top Stacks, 52" Spools, 58° 8"-5" Elbows, Angled Clamps, Angled Lower Exhaust Brackets & Bushings
TSK8-MSET4	8" Diameter - 54" Mitered Top Stacks, 52" Spools, 58° 8"-5" Elbows, Angled Clamps, Angled Lower Exhaust Brackets & Bushings

60" Top Stacks

PART NO.	DESCRIPTION
TSK8-BSET6	8" Diameter - 60" Bullhorn Top Stacks, 52" Spools, 58° 8"-5" Elbows, Angled Clamps, Angled Lower Exhaust Brackets & Bushings
TSK8-CSET6	8" Diameter - 60" Curved Top Stacks, 52" Spools, 58° 8"-5" Elbows, Angled Clamps, Angled Lower Exhaust Brackets & Bushings
TSK8-FSET6	8" Diameter - 60" Flat Top Stacks, 52" Spools, 58° 8"-5" Elbows, Angled Clamps, Angled Lower Exhaust Brackets & Bushings
TSK8-MSET6	8" Diameter - 60" Mitered Top Stacks, 52" Spools, 58° 8"-5" Elbows, Angled Clamps, Angled Lower Exhaust Brackets & Bushings

54" Top Stacks

PART NO.	DESCRIPTION
TSK7-MSET3	7" Diameter - 54" Mitered Top Stacks, 52" Spools, 58° 7"-5" Elbows, Angled Clamps, Angled Lower Exhaust Brackets & Bushings
TSK7-CSET3	7" Diameter - 54" Curved Top Stacks, 52" Spools, 58° 7"-5" Elbows, Angled Clamps, Angled Lower Exhaust Brackets & Bushings
TSK7-BSET3	7" Diameter - 54" Bullhorn Top Stacks, 52" Spools, 58° 7"-5" Elbows, Angled Clamps, Angled Lower Exhaust Brackets & Bushings

60" Top Stacks

PART NO.	DESCRIPTION
TSK7-MSET4	7" Diameter - 60" Mitered Top Stacks, 52" Spools, 58° 7"-5" Elbows, Angled Clamps, Angled Lower Exhaust Brackets & Bushings
TSK7-CSET4	7" Diameter - 60" Curved Top Stacks, 52" Spools, 58° 7"-5" Elbows, Angled Clamps, Angled Lower Exhaust Brackets & Bushings
TSK7-BSET4	7" Diameter - 60" Bullhorn Top Stacks, 52" Spools, 58° 7"-5" Elbows, Angled Clamps, Angled Lower Exhaust Brackets & Bushings

54" Top Stacks

PART NO.	DESCRIPTION
TSK6-MSET3	6" Diameter - 54" Mitered Top Stacks, 52" Spools, 58° 6"-5" Elbows, Straight Clamps, Straight Lower Exhaust Brackets And Bushings
TSK6-CSET3	6" Diameter - 54" Curved Top Stacks, 52" Spools, 58° 6"-5" Elbows, Straight Clamps, Straight Lower Exhaust Brackets And Bushings
TSK6-BSET3	6" Diameter - 54" Bullhorn Top Stacks, 52" Spools, 58° 6"-5" Elbows, Straight Clamps, Straight Lower Exhaust Brackets And Bushings

60" Top Stacks

PART NO.	DESCRIPTION
TSK6-MSET4	6" Diameter - 60" Mitered Top Stacks, 52" Spools, 58° 6"-5" Elbows, Straight Clamps, Straight Lower Exhaust Brackets And Bushings
TSK6-CSET4	6" Diameter - 60" Curved Top Stacks, 52" Spools, 58° 6"-5" Elbows, Straight Clamps, Straight Lower Exhaust Brackets And Bushings
TSK6-BSET4	6" Diameter - 60" Bullhorn Top Stacks, 52" Spools, 58° 6"-5" Elbows, Straight Clamps, Straight Lower Exhaust Brackets And Bushings

8" DIAMETER 54"/60" TOP STACKS EXHAUST KITS

INCLUDES:
52" SPOOLS
58° ELBOWS

7" DIAMETER 54"/60" TOP STACKS EXHAUST KITS

INCLUDES:
52" SPOOLS
58° ELBOWS

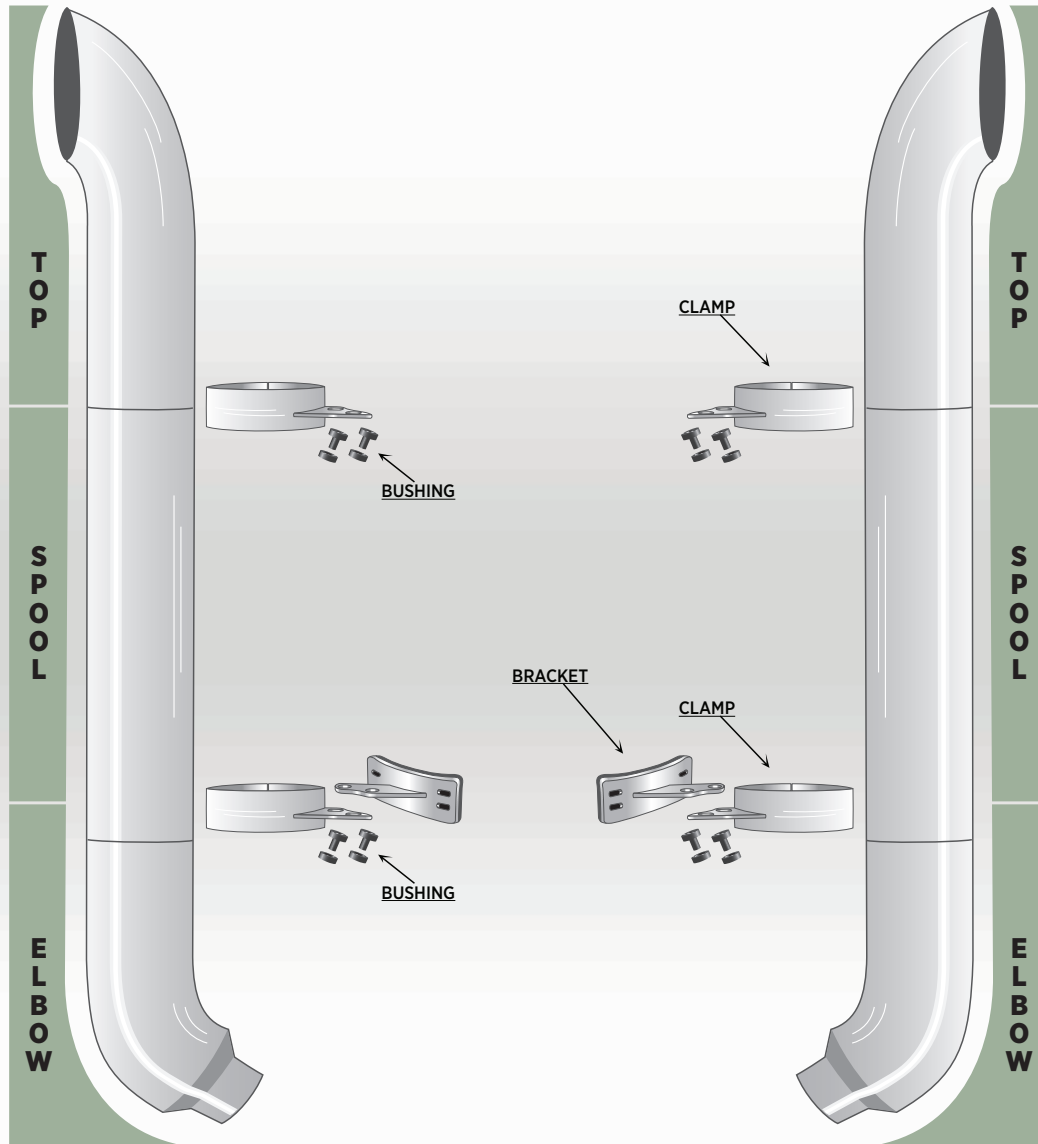
6" DIAMETER 54"/60" TOP STACKS EXHAUST KITS

INCLUDES:
52" SPOOLS
58° ELBOWS

EXHAUST KITS

55" MIDDLE SPOOLS / 58° ELBOWS

Kits are made for trucks built in 2006 and earlier. Complete kit for both sides.



ALL KITS INCLUDE:

- TOP STACKS - 54" OR 60" HIGH (2 UNITS)
- MIDDLE SPOOLS - 55" HIGH (2 UNITS)
- 58 DEGREE ELBOWS (2 UNITS)
- 3 3/4" WIDE BAND CLAMPS (4 UNITS)
- LOWER MOUNTING BRACKETS (2 UNITS)
- BLACK BUSHINGS (8 UNITS)

All elbows are reduced to a 5" diameter in order to be used with a 5" diameter "Y" pipe. Clamps are fabricated with high quality chrome stainless steel, allowing the clamps to have the same mirror shine finish and offering a clean uniform look.



AVAILABLE TOP STACKS

54" Top Stacks

PART NO.	DESCRIPTION
TSK8-BSET7	8" Diameter - 54" Bullhorn Top Stacks, 55" Spools, 58° 8"-5" Elbows, Angled Clamps, Angled Lower Exhaust Brackets & Bushings
TSK8-CSET7	8" Diameter - 54" Curved Top Stacks, 55" Spools, 58° 8"-5" Elbows, Angled Clamps, Angled Lower Exhaust Brackets & Bushings
TSK8-FSET7	8" Diameter - 54" Flat Top Stacks, 55" Spools, 58° 8"-5" Elbows, Angled Clamps, Angled Lower Exhaust Brackets & Bushings
TSK8-MSET7	8" Diameter - 54" Mitered Top Stacks, 55" Spools, 58° 8"-5" Elbows, Angled Clamps, Angled Lower Exhaust Brackets & Bushings

60" Top Stacks

PART NO.	DESCRIPTION
TSK8-BSET8	8" Diameter - 60" Bullhorn Top Stacks, 55" Spools, 58° 8"-5" Elbows, Angled Clamps, Angled Lower Exhaust Brackets & Bushings
TSK8-CSET8	8" Diameter - 60" Curved Top Stacks, 55" Spools, 58° 8"-5" Elbows, Angled Clamps, Angled Lower Exhaust Brackets & Bushings
TSK8-FSET8	8" Diameter - 60" Flat Top Stacks, 55" Spools, 58° 8"-5" Elbows, Angled Clamps, Angled Lower Exhaust Brackets & Bushings
TSK8-MSET8	8" Diameter - 60" Mitered Top Stacks, 55" Spools, 58° 8"-5" Elbows, Angled Clamps, Angled Lower Exhaust Brackets & Bushings

54" Top Stacks

PART NO.	DESCRIPTION
TSK7-BSET7	7" Diameter - 54" Bullhorn Top Stacks, 55" Spools, 58° 7"-5" Elbows, Angled Clamps, Angled Lower Exhaust Brackets & Bushings
TSK7-CSET7	7" Diameter - 54" Curved Top Stacks, 55" Spools, 58° 7"-5" Elbows, Angled Clamps, Angled Lower Exhaust Brackets & Bushings
TSK7-MSET7	7" Diameter - 54" Mitered Top Stacks, 55" Spools, 58° 7"-5" Elbows, Angled Clamps, Angled Lower Exhaust Brackets & Bushings

60" Top Stacks

PART NO.	DESCRIPTION
TSK7-BSET8	7" Diameter - 60" Bullhorn Top Stacks, 55" Spools, 58° 7"-5" Elbows, Angled Clamps, Angled Lower Exhaust Brackets & Bushings
TSK7-CSET8	7" Diameter - 60" Curved Top Stacks, 55" Spools, 58° 7"-5" Elbows, Angled Clamps, Angled Lower Exhaust Brackets & Bushings
TSK7-MSET8	7" Diameter - 60" Mitered Top Stacks, 55" Spools, 58° 7"-5" Elbows, Angled Clamps, Angled Lower Exhaust Brackets & Bushings

54" Top Stacks

PART NO.	DESCRIPTION
TSK6-BSET7	6" Diameter - 54" Bullhorn Top Stacks, 55" Spools, 58° 6"-5" Elbows, Angled Clamps, Angled Lower Exhaust Brackets & Bushings
TSK6-CSET7	6" Diameter - 54" Curved Top Stacks, 55" Spools, 58° 6"-5" Elbows, Angled Clamps, Angled Lower Exhaust Brackets & Bushings
TSK6-MSET7	6" Diameter - 54" Mitered Top Stacks, 55" Spools, 58° 6"-5" Elbows, Angled Clamps, Angled Lower Exhaust Brackets & Bushings

60" Top Stacks

PART NO.	DESCRIPTION
TSK6-BSET8	6" Diameter - 60" Bullhorn Top Stacks, 55" Spools, 58° 6"-5" Elbows, Angled Clamps, Angled Lower Exhaust Brackets & Bushings
TSK6-CSET8	6" Diameter - 60" Curved Top Stacks, 55" Spools, 58° 6"-5" Elbows, Angled Clamps, Angled Lower Exhaust Brackets & Bushings
TSK6-MSET8	6" Diameter - 60" Mitered Top Stacks, 55" Spools, 58° 6"-5" Elbows, Angled Clamps, Angled Lower Exhaust Brackets & Bushings

8" DIAMETER 54"/60" TOP STACKS EXHAUST KITS

INCLUDES:
55" SPOOLS
58° ELBOWS

7" DIAMETER 54"/60" TOP STACKS EXHAUST KITS

INCLUDES:
55" SPOOLS
58° ELBOWS

6" DIAMETER 54"/60" TOP STACKS EXHAUST KITS

INCLUDES:
55" SPOOLS
58° ELBOWS

EXHAUSTS

TOP STACKS

Top stack are made for trucks build in 2006 and earlier. Sold individually.

MITERED

6"/7"/8"/10"
DIAMETER



PART NO.	DESCRIPTION
TSK6-M54T	6" Diameter, Mitered, 54" Long Stack Top
TSK6-M60T	6" Diameter, Mitered, 60" Long Stack Top
TSK7-M54T	7" Diameter, Mitered, 54" Long Stack Top
TSK7-M60T	7" Diameter, Mitered, 60" Long Stack Top
TSK8-M54T	8" Diameter, Mitered, 54" Long Stack Top
TSK8-M60T	8" Diameter, Mitered, 60" Long Stack Top
TSK10-M54T	10" Diameter, Mitered, 54" Long Stack Top
TSK10-M60T	10" Diameter, Mitered, 60" Long Stack Top

CURVED

6"/7"/8"/10"
DIAMETER



PART NO.	DESCRIPTION
TSK6-C54T	6" Diameter, Curved, 54" Long Stack Top
TSK6-C60T	6" Diameter, Curved, 60" Long Stack Top
TSK7-C54T	7" Diameter, Curved, 54" Long Stack Top
TSK7-C60T	7" Diameter, Curved, 60" Long Stack Top
TSK8-C54T	8" Diameter, Curved, 54" Long Stack Top
TSK8-C60T	8" Diameter, Curved, 60" Long Stack Top
TSK10-C54T	10" Diameter, Curved, 54" Long Stack Top
TSK10-C60T	10" Diameter, Curved, 60" Long Stack Top

BULLHORN

6"/7"/8"/10"
DIAMETER



PART NO.	DESCRIPTION
TSK6-B54T	6" Diameter, Bullhorn, 54" Long Stack Top
TSK6-B60T	6" Diameter, Bullhorn, 60" Long Stack Top
TSK7-B54T	7" Diameter, Bullhorn, 54" Long Stack Top
TSK7-B60T	7" Diameter, Bullhorn, 60" Long Stack Top
TSK8-B54T	8" Diameter, Bullhorn, 54" Long Stack Top
TSK8-B60T	8" Diameter, Bullhorn, 60" Long Stack Top
TSK10-B54T	10" Diameter, Bullhorn, 54" Long Stack Top
TSK10-B60T	10" Diameter, Bullhorn, 60" Long Stack Top

FLAT

8"/10"
DIAMETER



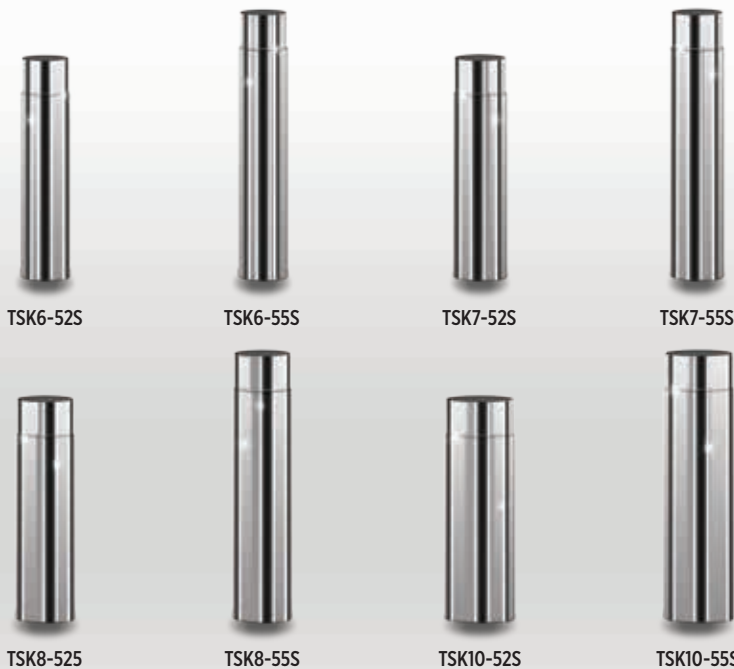
PART NO.	DESCRIPTION
TSK8-F54T	8" Diameter, Flat Top, 54" Long Stack Top
TSK8-F60T	8" Diameter, Flat Top, 60" Long Stack Top
TSK10-F54T	10" Diameter, Flat Top, 54" Long Stack Top
TSK10-F60T	10" Diameter, Flat Top, 60" Long Stack Top

MIDDLE SPOOLS WITH PLAIN BOTTOM

Middle spools are made for trucks build in 2006 and earlier. Sold individually.

The below middle spools come with an additional tapered sleeve measuring 8" that attaches to the top of the spool. This extra reduced sleeve fits INTO the bottom of any top stack (corresponding to the correct diameter) and offers the kit extra support and strength. For Peterbilt 379: Trucks between 1987-2003, use 52" spool. From 2003-2006, use a 55" spools. (Some Peterbilt 379 models built in late 2003 may need 52" spools) Please measure the distance between your current upper and lower exhaust brackets for exact dimensions.

Attention! The below measurements are the length of each spool and do not include the additional tapered sleeve . If assembled correctly, the middle spool will measure either 52" or 55" spools.



PART NO.	DESCRIPTION
TSK6-52S	6" Diameter, Middle Spool, 52" Long
TSK6-55S	6" Diameter, Middle Spool, 55" Long
TSK7-52S	7" Diameter, Middle Spool, 52" Long
TSK7-55S	7" Diameter, Middle Spool, 55" Long
TSK8-52S	8" Diameter, Middle Spool, 52" Long
TSK8-55S	8" Diameter, Middle Spool, 55" Long
TSK10-52S	10" Diameter, Middle Spool, 52" Long
TSK10-55S	10" Diameter, Middle Spool, 55" Long

MIDDLE SPOOLS WITH REDUCED BOTTOM

Middle spools are made for trucks build in 2006 and earlier. Sold individually.

The below middle spools come with an additional tapered sleeve measuring 8" that attaches to the top of the spool. This extra reduced sleeve fits INTO the bottom of any top stack (corresponding to the correct diameter) and offers the kit extra support and strength. The common 5" outer diameter elbows will fit inside these spools. For Peterbilt 379: Trucks between 1987-2003, use a 52" spool. From 2003-2006, use 55" spools. Please measure the distance between your current upper and lower exhaust brackets for exact dimensions.

Attention! The below measurements are the length of each spool and do not include the additional tapered sleeve . If assembled correctly, the middle spool will measure either 52" or 55" spools.

PART NO.	DESCRIPTION
TSK65-52S	6" Reduced to 5" Inner Diameter Bottom, Middle Spool, 52" Long
TSK65-55S	6" Reduced to 5" Inner Diameter Bottom, Middle Spool, 55" Long
TSK75-52S	7" Reduced to 5" Inner Diameter Bottom, Middle Spool, 52" Long
TSK75-55S	7" Reduced to 5" Inner Diameter Bottom, Middle Spool, 55" Long



EXHAUSTS

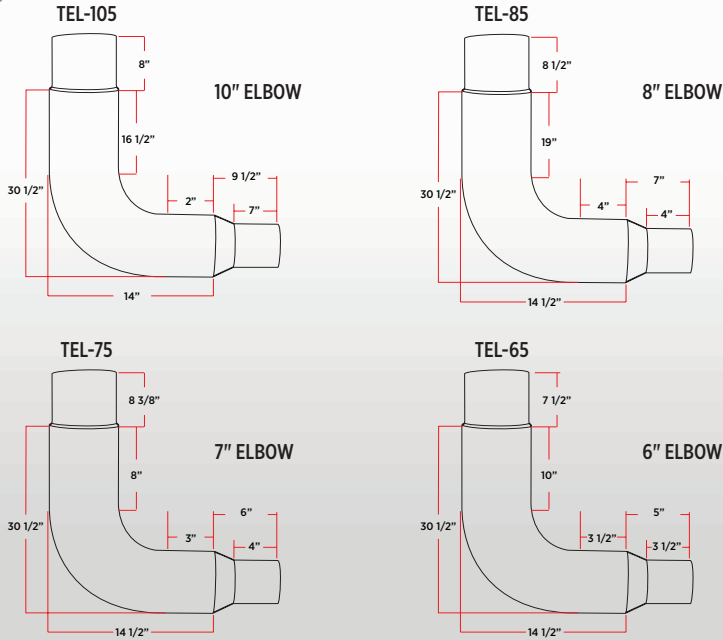
ELBOWS

90 Degree elbows are made for trucks built in 2006 and earlier.

The 90 degree reduced elbows come with an additional tapered sleeve measuring 10" that attaches to the top of the elbow.

This extra reduced sleeve fits INTO the bottom of any middle spool (corresponding to the correct diameter) and offers the kit extra support and strength.

90 DEGREE REDUCED

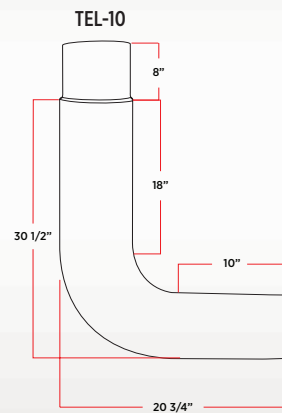


PART NO.	DESCRIPTION
TEL-65	6" Reduced to 5" Diameter, Exhaust Elbow, 90° angle
TEL-75	7" Reduced to 5" Diameter, Exhaust Elbow, 90° angle
TEL-85	8" Reduced to 5" Diameter, Exhaust Elbow, 90° angle
TEL-105	10" Reduced to 5" Diameter, Exhaust Elbow, 90° angle

The regular 90 degree elbows come with an additional tapered sleeve measuring 10" that attaches to the top of the elbow.

This extra reduced sleeve fits INTO the bottom of any middle spool (corresponding to the correct diameter) and offers the kit extra support and strength.

90 DEGREE REGULAR



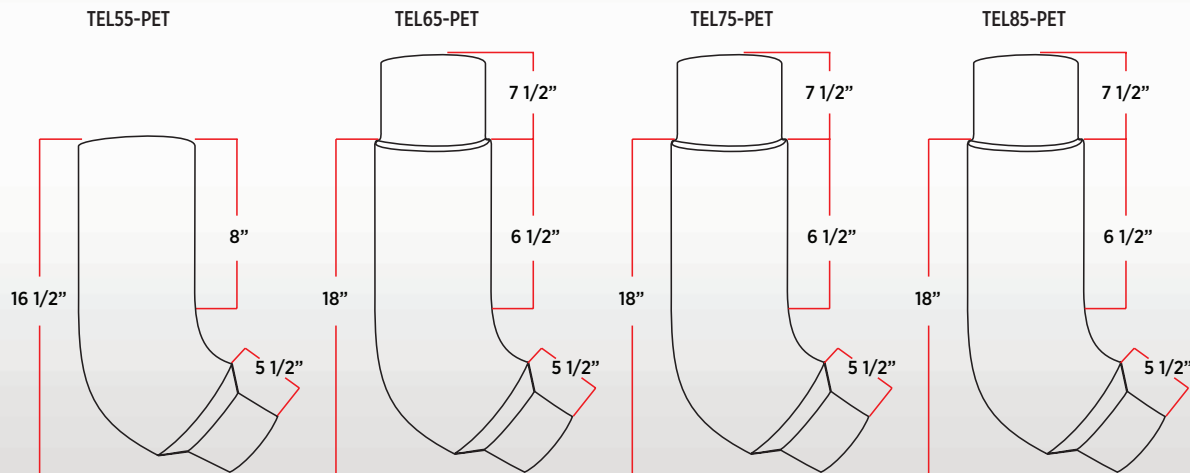
PART NO.	DESCRIPTION
TEL-8	8" Diameter, Exhaust Elbow, 90° angle
TEL-10	10" Reduced to 8" Diameter, Exhaust Elbow, 90° angle

PETERBILT ELBOWS

58 Degree peterbilt elbows are made for trucks built in 2006 and earlier.

The 58 degrees Peterbilt come with an additional tapered sleeve measuring 10" that attaches to the top of the elbow. This extra reduced sleeve fits into the bottom of any middle spool (corresponding to the correct diameter) and offers the kit extra support and strength.

58 DEGREE REDUCED



PART NO.	DESCRIPTION
TEL55-PET	5" Diameter, Exhaust Elbow, 58° angle
TEL65-PET	6" Reduced to 5" Diameter, Exhaust Elbow, 58° angle
TEL75-PET	7" Reduced to 5" Diameter, Exhaust Elbow, 58° angle
TEL85-PET	8" Reduced to 5" Diameter, Exhaust Elbow, 58° angle

WIDE BAND CLAMPS

All clamps are made out of stainless steel and with a chrome finish offering a mirror shine. The clamp wraps around the exhaust stack and attaches to the bracket on the truck.



STRAIGHT MOUNTING PLATE

ANGLED MOUNTING PLATE



CLAMPS WIDE BAND

PART NO.	DESCRIPTION
TCLA-51	5" Wide Chrome Stainless Steel Clamp, with Straight Mounting Plate
TCLA-61	6" Wide Chrome Stainless Steel Clamp, with Straight Mounting Plate
TCLA-63	6" Wide Chrome Stainless Steel Clamp, with Angled Mounting Plate
TCLA-73	7" Wide Chrome Stainless Steel Clamp, with Angled Mounting Plate
TCLA-83	8" Wide Chrome Stainless Steel Clamp, with Angled Mounting Plate
TCLA-101	10" Wide Chrome Stainless Steel Clamp, with Straight Mounting Plate
TCLA-102	10" Wide Chrome Stainless Steel Clamp, with Angled Mounting Plate

EXHAUSTS

EXHAUST BRACKETS

The lower exhaust bracket attaches from the body of the truck to the clamp wrapped around the exhaust stack.

BRACKETS EXHAUST

TCLA-PEBA



SOLD IN RETAIL PACKAGING



SOLD IN RETAIL PACKAGING

TCLA-PEB



PART NO.	DESCRIPTION
TCLA-PEB	Peterbilt Stainless Straight Lower Exhaust Bracket
TCLA-PEBA	Peterbilt Stainless Angled Lower Exhaust Bracket

BUSHINGS

BUSHINGS EXHAUST



SOLD IN RETAIL PACKAGING



PART NO.	DESCRIPTION
TP-2010	Polyurethane Exhaust Bracket Bushing - Black (4 Pack)

Y PIPE EXHAUST

Y PIPE EXHAUST



PART NO.	DESCRIPTION
TSK-5Y	5" Diameter Y Pipe, Galvanized Steel - Fits the Trux Elbows TEL55-PET, TEL65-PET, TEL75-PET, TEL85-PET, TEL-65, TEL-75, TEL-85, TEL-105
TSK-8Y	8" Diameter Y Pipe, Galvanized Steel - Fits the Trux Elbows TEL-8 and TEL-10

5" OUTER DIAMETER TOP STACKS

5" Outer diameter top stacks are made for trucks built in 2006 and earlier. Sold individually.

PART NO.	DESCRIPTION
TSK5-M036	5" Outer Diameter, Mitered, 36" Top Stack
TSK5-M048	5" Outer Diameter, Mitered, 48" Top Stack
TSK5-M060	5" Outer Diameter, Mitered, 60" Top Stack



MITERED
36"/48"/60"
TOP STACKS

PART NO.	DESCRIPTION
TSK5-C036	5" Outer Diameter, Curved, 36" Top Stack
TSK5-C048	5" Outer Diameter, Curved, 48" Top Stack
TSK5-C060	5" Outer Diameter, Curved, 60" Top Stack



CURVED
36"/48"/60"
TOP STACKS

PART NO.	DESCRIPTION
TSK5-B036	5" Outer Diameter, Bullhorn, 36" Long Top Stack
TSK5-B048	5" Outer Diameter, Bullhorn, 48" Long Top Stack
TSK5-B060	5" Outer Diameter, Bullhorn, 60" Long Top Stack



BULLHORN
36"/48"/60"
TOP STACKS

ALL EXHAUSTS ARE SOLD IN RETAIL PACKAGING



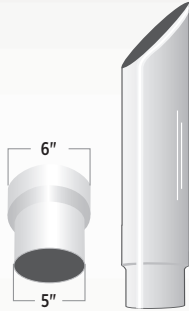
EXHAUSTS

6" REDUCED 5" OUTER DIAMETER TOP STACKS

6" Reduced to 5" outer diameter top stacks are made for trucks built in 2006 and earlier. Sold individually.

MITERED

36"/48"/60"
TOP STACKS



PART NO.	DESCRIPTION
TSK65-M036	6" Reduced to 5" Outer Diameter, Mitered, 36" Top Stack
TSK65-M048	6" Reduced to 5" Outer Diameter, Mitered, 48" Top Stack
TSK65-M060	6" Reduced to 5" Outer Diameter, Mitered, 60" Top Stack

CURVED

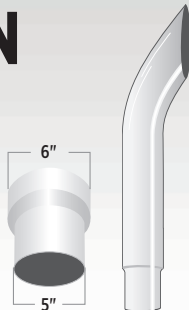
36"/48"/60"
TOP STACKS



PART NO.	DESCRIPTION
TSK65-C036	6" Reduced to 5" Outer Diameter, Curved, 36" Long Top Stack
TSK65-C048	6" Reduced to 5" Outer Diameter, Curved, 48" Long Top Stack
TSK65-C060	6" Reduced to 5" Outer Diameter, Curved, 60" Long Top Stack

BULLHORN

36"/48"/60"
TOP STACKS



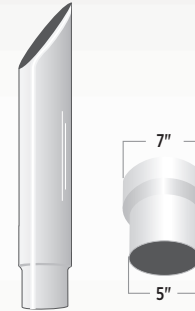
PART NO.	DESCRIPTION
TSK65-B036	6" Reduced to 5" Outer Diameter, Bullhorn, 36" Long Top Stack
TSK65-B048	6" Reduced to 5" Outer Diameter, Bullhorn, 48" Long Top Stack
TSK65-B060	6" Reduced to 5" Outer Diameter, Bullhorn, 60" Long Top Stack



7" REDUCED 5" OUTER DIAMETER TOP STACKS

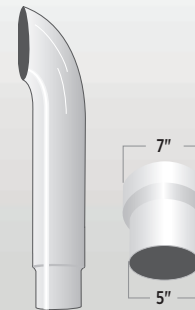
7" Reduced to 5" outer diameter top stacks are made for trucks built in 2006 and earlier. Sold individually.

PART NO.	DESCRIPTION
TSK75-M048	7" Reduced to 5" Outer Diameter, Mitered, 48" Long Top Stack
TSK75-M060	7" Reduced to 5" Outer Diameter, Mitered, 60" Long Top Stack



MITERED
48"/60"
TOP STACKS

PART NO.	DESCRIPTION
TSK75-C048	7" Reduced to 5" Outer Diameter, Curved, 48" Long Top Stack
TSK75-C060	7" Reduced to 5" Outer Diameter, Curved, 60" Long Top Stack



CURVED
48"/60"
TOP STACKS

PART NO.	DESCRIPTION
TSK75-B048	7" Reduced to 5" Outer Diameter, Bullhorn, 48" Long Top Stack
TSK75-B060	7" Reduced to 5" Outer Diameter, Bullhorn, 60" Long Top Stack



BULLHORN
48"/60"
TOP STACKS

BULLHORN **CURVED** **MITERED**

**ALL EXHAUSTS
ARE SOLD IN
RETAIL PACKAGING**





PETERBILT

PETERBILT 379

PETERBILT ULTRA & STANDARD CAB SUNVISORS

1 Piece sunvisor fits ultra & standard cabs. Comes with front brackets. The middle bracket mounts onto the center of the windshield column. Two bolts attach to each side of the cab. Drilling will be required. Fits on trucks with either cab mounted or door mounted mirror brackets. Will not fit 1 piece windshields. Hardware kit included.

BOWTIE SUNVISORS

DIMENSIONS:
WIDTH 67.5"
SIDES 14.5"
MIDDLE 7.5"

ALSO FITS PETERBILT
330, 335, 340, 357, 378,
384, 385, 386, 388, 389




PART NO.	DESCRIPTION	BRACKETS	YEAR
TSUN-P1	14" Stainless Steel Bowtie "Southern Style" Sunvisor	1	1992 - 2007
TSUN-P2	14" Paintable Aluminum Bowtie "Southern Style" Sunvisor	1	1992 - 2007

SLAMMED SUNVISORS

DIMENSIONS:
WIDTH 67.5"
SIDES 10.5"
MIDDLE 16"

ALSO FITS PETERBILT
330, 335, 340, 357, 378,
384, 385, 386, 388, 389





PART NO.	DESCRIPTION	BRACKETS	YEAR
TSUN-P3	16" Slammed Stainless Steel Sunvisor	5	1992 - 2007
TSUN-P4	16" Slammed Paintable Aluminum Sunvisor	5	1992 - 2007

BATMAN SUNVISORS

DIMENSIONS:
WIDTH 63"
SIDES 13"
MIDDLE 16"

ALSO FITS PETERBILT
330, 335, 340, 357, 378,
384, 385, 386, 388, 389



PART NO.	DESCRIPTION	BRACKETS	YEAR
TSUN-P5	15.5" Stainless Steel "Batman" Style 1 Bead Sunvisor	5	1992 - 2007
TSUN-P6	15.5" Paintable Aluminum "Batman" Style 1 Bead Sunvisor	5	1992 - 2007
TSUN-P7	15.5" Stainless Steel "Batman" Style 4 Bead Sunvisor	5	1992 - 2007

PETERBILT ULTRA CAB SUNVISORS

Two bolts attach to each side of the cab. Mount brackets onto the existing bracket hole located on the cab or door depending where the mirrors are mounted. Remove original factory brackets and install TRUX sunvisor brackets. Depending on the year of the truck there is a possibility that drilling may be required on the front of the cab. Will not fit 1 piece windshields. Hardware kit is included.

14" DROP

DIMENSIONS:
WIDTH 72.5"
SIDES 18"
MIDDLE 14"

DEPENDENT ON YEAR ALSO FITS
MODELS: 330, 335, 337, 340, 348, 357,
365, 367, 378, 384, 386, 388



14" BOLTLESS

DIMENSIONS:
WIDTH 84"
SIDES 13.7"
MIDDLE 14"

DEPENDENT ON YEAR ALSO FITS
MODELS: 330, 335, 337, 340, 348, 357,
365, 367, 378, 384, 386, 388, 389

PART NO.	DESCRIPTION	BRACKETS	YEAR
TSUN-P8	14" Ultra Cab Sunvisor	5	2004 & Earlier

PART NO.	DESCRIPTION	BRACKETS	YEAR
TSUN-P14	14" Peterbilt 379-386-389 Boltless Ultra Cab Sunvisor	6	2005 - 2007

14" DROP

DIMENSIONS:
WIDTH 73"
SIDES 17"
MIDDLE 14"

DEPENDENT ON YEAR ALSO FITS
MODELS: 330, 335, 337, 340, 348, 357,
365, 367, 378, 384, 386, 388



16" DROP

DEPENDENT ON YEAR ALSO FITS
MODELS: 330, 335, 340, 357, 378
65" WIDE

PART NO.	DESCRIPTION	BRACKETS	YEAR
TSUN-P11	14" Ultra Cab Sunvisor	6	2005 - 2007

PART NO.	DESCRIPTION	BRACKETS	YEAR
TSUN-P15	16" Ultra Cab Sunvisor	5	2000 - 2004



16" DROP

DEPENDENT ON YEAR
ALSO FITS MODELS:
330, 335, 340, 357, 378, 384, 385
65" WIDE

PART NO.	DESCRIPTION	BRACKETS	YEAR
TSUN-P16	16" Ultra Cab Sunvisor	6	2005 - 2007

PETERBILT STANDARD CAB SUNVISORS

Two bolts attach to each side of the cab. Remove original factory brackets and install TRUX sunvisor brackets. Depending on the year of the truck there is a possibility that drilling may be required on the front of the cab. All hardware is included.

13" DROP SUNVISORS

TSUN-P17
 DEPENDING ON YEAR ALSO FITS
 MODELS: 330, 335, 337, 340, 348, 357,
 365, 367, 378, 384, 386, 388.

STANDARD CAB

DIMENSIONS:
 WIDTH 72"
 SIDES 16"
 MIDDLE 13"

TSUN-P20
 DEPENDING ON YEAR ALSO FITS
 MODELS:
 330, 335, 340, 357, 378



V SHAPED

DIMENSIONS:
 WIDTH 68"
 SIDES 16"
 MIDDLE 7.5"

TSUN-P23
 DEPENDING ON YEAR ALSO FITS
 MODELS: 330, 335, 340, 357, 378

TSUN-P24
 DEPENDING ON YEAR ALSO FITS
 MODELS: 330, 335, 340, 357, 378, 385

PART NO.	DESCRIPTION	YEAR
TSUN-P17	13" Standard Sunvisor with Mirrors Mounted on Door	2004 & Earlier
TSUN-P20	13" Standard Sunvisor with Mirrors Mounted on Door	2005 - 2007

PART NO.	DESCRIPTION	YEAR
TSUN-P23	15" Standard Cab "V" Shaped visor with Mirrors Mounted on Door	2004
TSUN-P24	15" Standard Cab "V" Shaped Sunvisor with Mirrors Mounted on Door	2005 - 2007

BOLTLESS SUNVISOR

DEPENDING ON YEAR ALSO FITS
 MODELS: 330, 335, 340, 357, 378.

DIMENSIONS:
 WIDTH 66.5"
 SIDES 14"
 MIDDLE 13.5"

CAN BE INSTALLED ON MODELS WITH
 DOOR OR CAB MOUNTED MIRRORS.



BOWTIE SUNVISOR

DIMENSIONS:
 WIDTH 67.5"
 SIDES 14.5"
 MIDDLE 7.5"


PART NO.	DESCRIPTION	BRACKETS	YEAR
TSUN-P25	14" Boltless Standard Cab Sunvisor	6	1987 - 2007

PART NO.	DESCRIPTION	BRACKETS	YEAR
TSUN-P26	13" Bowtie, Boltless Standard Cab Sunvisor	4	2005 - 2007

LOUVERED GRILLS 1993 - 2007

Stainless steel. Hardware included. Bars sold separately as well.

BAR GRILLS



PART NO.	DESCRIPTION
TP-1001	Peterbilt 379 Extended Hood Louvered Grill (16 bars)
TP-1002	Peterbilt 379 Short Hood Louvered Grill (15 bars)
TP-1102	Peterbilt 379 Extended Hood Angled Louvered Grill
TP-1122	Peterbilt 379 Extended Hood Louvered Grill Bars
TP-1133	Peterbilt 379 Short Hood Louvered Grill Bars

PUNCHED GRILLS 1993-2007

Stainless steel.

OVAL PUNCH



PART NO.	DESCRIPTION
TP-1124	Peterbilt 379 Extended Hood Front Grill with Oval Punchouts (18 Gauge)
TP-1125	Peterbilt 379 Short Hood Front Grill with Oval Punchouts (18 Gauge)

BUG DEFLECTORS 1993 - 2007

Stainless steel. Hardware included. Install by drilling through the hood.



BUG DEFLECTORS

48" & 44" WIDE

PART NO.	DESCRIPTION
THOD-PET379	Hoodshield Bug Deflector for Peterbilt 379
THOD-PET3K	Hoodshield Bug Deflector for Peterbilt 379 Short Hood and Peterbilt 378 Regular Hood
THOD-PET378	Hoodshield Bug Deflector for Peterbilt 378 Sloped Hood

PETERBILT 379

SIDE GRILL DEFLECTORS 1995 - 2007

Stainless steel. Hardware included. Install by drilling through the hood.

SIDE GRILLS

SOLD IN PAIRS




PART NO.	DESCRIPTION
TP-1105	17.5" Long Peterbilt 379 Grill Deflector
TP-1106	20.25" Long Peterbilt 379 Grill Deflector

HEADLIGHT VISOR 1993 - 2007

Mounts with existing hardware.

VISOR HEADLIGHT

SOLD IN PAIRS



TP-1208







TP-1209

PART NO.	DESCRIPTION
TP-1208	Peterbilt 379 Single Headlight Visor
TP-1209	Peterbilt 379 Double Headlight Visor



SIX HOLE AIR CLEANER LIGHT BARS

The front air cleaner light bar attaches to the bracket between the hood and air cleaner. The rear air cleaner light bar attaches to the brackets between the cab and air cleaner. All light bars include the wire harness and are installed using the existing hardware.





PART NO.	DESCRIPTION	LIGHT QTY.	LIGHT PART NO.		YEAR
TP-1801	Round Light Holes	12	-	-	1993 - 2004
TP-1801L	2" Amber LEDs with Bezel	12	TLED-2A & TBEZ-2CH4		1993 - 2004
TP-1801LC	2" Clear Amber LEDs with Bezel	12	TLED-2TA & TBEZ-2CH4		1993 - 2004
TP-1801LF	2" Amber Flatline LEDs with Bezel	12	TLED-F2A & TBEZ-2CH4		1993 - 2004
TP-1801LFC	2" Clear Amber Flatline LEDs with Bezel	12	TLED-F2CA & TBEZ-2CH4		1993 - 2004



TP-1801

FRONT 13" / 15" AIR CLEANER 19.5" LONG

SOLD IN PAIRS





PART NO.	DESCRIPTION	LIGHT QTY.	LIGHT PART NO.		YEAR
TP-1852	Slotted Light Holes	12	-	-	1987 - 2007
TP-1852LF	Flatline Marker Amber LEDs	12	TLED-FG2A		1987 - 2007
TP-1852LFC	Flatline Marker Clear Amber LEDs	12	TLED-FG2CA		1987 - 2007
TP-1852LM	Generation Amber Marker LEDs	12	TLED-G2A		1987 - 2007
TP-1852LMC	Generation Clear Amber Marker LEDs	12	TLED-G2CA		1987 - 2007



TP-1852

FRONT 13" / 15" AIR CLEANER 19.5" LONG

SOLD IN PAIRS





PART NO.	DESCRIPTION	LIGHT QTY.	LIGHT PART NO.		YEAR
TP-1803	Round Light Holes	12	-	-	1993 - 2004
TP-1803L	2" Red LEDs with Bezel	12	TLED-2R & TBEZ-2CH4		1993 - 2004
TP-1803LC	2" Clear Red LEDs with Bezel	12	TLED-2TR & TBEZ-2CH4		1993 - 2004
TP-1803LF	2" Red Flatline LEDs with Bezel	12	TLED-F2R & TBEZ-2CH4		1993 - 2004
TP-1803LFC	2" Clear Red Flatline LEDs with Bezel	12	TLED-F2CR & TBEZ-2CH4		1993 - 2004



TP-1803

REAR 13" AIR CLEANER 19.5" LONG

SOLD IN PAIRS

PART NO.	DESCRIPTION	LIGHT QTY.	LIGHT PART NO.		YEAR
TP-1812	Slotted Light Holes	12	-	-	1987 - 2007
TP-1812LF	Red Flatline Marker LEDs	12	TLED-FG2R		1987 - 2007
TP-1812LFC	Clear Red Flatline Marker LEDs	12	TLED-FG2CR		1987 - 2007
TP-1812LM	Red Marker LEDs	12	TLED-G2R		1987 - 2007
TP-1812LMC	Clear Red Marker LEDs	12	TLED-G2CR		1987 - 2007



TP-1812

REAR 13" AIR CLEANER 18.36" LONG

SOLD IN PAIRS

SIX HOLE AIR CLEANER LIGHT BARS





The front air cleaner light bar attaches to the bracket between the hood and air cleaner. The rear air cleaner light bar attaches to the brackets between the cab and air cleaner. All light bars include the wire harness and are installed using the existing hardware.

REAR 15" AIR CLEANER 21.5" LONG

SOLD IN PAIRS



TP-1805





PART NO.	DESCRIPTION	LIGHT QTY.	LIGHT PART NO.		YEAR
TP-1805	Round Light Holes	12	-	-	1993 - 2004
TP-1805L	2" Red LEDs with Bezel	12	TLED-2R & TBEZ-2CH4		1993 - 2004
TP-1805LC	2" Clear Red LEDs with Bezel	12	TLED-2TR & TBEZ-2CH4		1993 - 2004
TP-1805LF	2" Red Flatline LEDs with Bezel	12	TLED-F2R & TBEZ-2CH4		1993 - 2004
TP-1805LFC	2" Clear Red Flatline LEDs with Bezel	12	TLED-F2CR & TBEZ-2CH4		1993 - 2004

REAR 15" AIR CLEANER 18.36" LONG

SOLD IN PAIRS



TP-1838

PART NO.	DESCRIPTION	LIGHT QTY.	LIGHT PART NO.		YEAR
TP-1838	Slotted Light Holes	12	-	-	1987 - 2007
TP-1838LF	Red Flatline Marker LEDs	12	TLED-FG2R		1987 - 2007
TP-1838LFC	Clear Red Flatline Marker LEDs	12	TLED-FG2CR		1987 - 2007
TP-1838LM	Red Marker LEDs	12	TLED-G2R		1987 - 2007
TP-1838LMC	Clear Red Marker LEDs	12	TLED-G2CR		1987 - 2007

SIX HOLE AIR CLEANER LIGHT BARS WITH OEM READY PLUG





The front air cleaner light bar attaches to the bracket between the hood and air cleaner. The rear air cleaner light bar attaches to the brackets between the cab and air cleaner. All light bars include the harness and are attached using the existing hardware.

FRONT 13" / 15" AIR CLEANER 19" LONG

SOLD IN PAIRS







TP-1802

PART NO.	DESCRIPTION	LIGHT QTY.	LIGHT PART NO.		YEAR
TP-1802	Round Light Holes	12	-	-	1993 - 2004
TP-1802L	2" Amber LEDs with Bezel	12	TLED-2A & TBEZ-2CH4		1993 - 2004
TP-1802LC	2" Clear Amber LEDs with Bezel	12	TLED-2TA & TBEZ-2CH4		1993 - 2004
TP-1802LF	2" Amber Flatline LEDs with Bezel	12	TLED-F2A & TBEZ-2CH4		1993 - 2004
TP-1802LFC	2" Clear Amber Flatline LEDs with Bezel	12	TLED-F2CA & TBEZ-2CH4		1993 - 2004

SIX HOLE AIR CLEANER LIGHT BARS WITH OEM READY PLUG





The front air cleaner light bar attaches to the bracket between the hood and air cleaner. The rear air cleaner light bar attaches to the brackets between the cab and air cleaner. All light bars include the harness and are attached using the existing hardware.


PART NO.	DESCRIPTION	LIGHT QTY.	LIGHT PART NO.		YEAR
TP-1808	Round Light Holes	12	-	-	2005-2007
TP-1808L	2" Amber LEDs with Bezel	12	TLED-2A & TBEZ-2CH4		2005-2007
TP-1808LC	2" Clear Amber LEDs with Bezel	12	TLED-2TA & TBEZ-2CH4		2005-2007
TP-1808LF	2" Amber Flatline LEDs with Bezel	12	TLED-F2A & TBEZ-2CH4		2005-2007
TP-1808LFC	2" Clear Amber Flatline LEDs with Bezel	12	TLED-F2CA & TBEZ-2CH4		2005-2007



TP-1808




FRONT
13" / 15" AIR CLEANER
20.25" LONG
SOLD IN PAIRS

PART NO.	DESCRIPTION	LIGHT QTY.	LIGHT PART NO.		YEAR
TP-1804L	2" Red LEDs with Bezel	12	TLED-2R & TBEZ-2CH4		1993-2004
TP-1804LC	2" Clear Red LEDs with Bezel	12	TLED-2TR & TBEZ-2CH4		1993-2004
TP-1804LF	2" Red Flatline LEDs with Bezel	12	TLED-F2R & TBEZ-2CH4		1993-2004
TP-1804LFC	2" Clear Red Flatline LEDs with Bezel	12	TLED-F2CR & TBEZ-2CH4		1993-2004



TP-1804





REAR
13" AIR CLEANER
19.5" LONG
SOLD IN PAIRS

PART NO.	DESCRIPTION	LIGHT QTY.	LIGHT PART NO.		YEAR
TP-1809	Round Light Holes	-	-	-	2005-2007
TP-1809L	2" Red LEDs with Bezel	12	TLED-2R & TBEZ-2CH4		2005-2007
TP-1809LC	2" Clear Red LEDs with Bezel	12	TLED-2TR & TBEZ-2CH4		2005-2007
TP-1809LF	2" Red Flatline LEDs with Bezel	12	TLED-F2R & TBEZ-2CH4		2005-2007
TP-1809LFC	2" Clear Red Flatline LEDs with Bezel	12	TLED-F2CR & TBEZ-2CH4		2005-2007



TP-1809

REAR
13" AIR CLEANER
20.5" LONG
SOLD IN PAIRS

PART NO.	DESCRIPTION	LIGHT QTY.	LIGHT PART NO.		YEAR
TP-1810	Round Light Holes	12	-	-	2005-2007
TP-1810L	2" Red LEDs with Bezel	12	TLED-2R & TBEZ-2CH4		2005-2007
TP-1810LC	2" Clear Red LEDs with Bezel	12	TLED-2TR & TBEZ-2CH4		2005-2007
TP-1810LF	2" Red Flatline LEDs with Bezel	12	TLED-F2R & TBEZ-2CH4		2005-2007
TP-1810LFC	2" Clear Red Flatline LEDs with Bezel	12	TLED-F2CR & TBEZ-2CH4		2005-2007



TP-1810

REAR
15" AIR CLEANER
20.25" LONG
SOLD IN PAIRS

EIGHT HOLE AIR CLEANER LIGHT BARS





The front air cleaner light bar attaches to the bracket between the hood and air cleaner. The rear air cleaner light bar attaches to the brackets between the cab and air cleaner. All light bars include the harness and are attached using the existing hardware.

FRONT 13" / 15" AIR CLEANER 26" LONG

SOLD IN PAIRS



TP-1814





PART NO.	DESCRIPTION	LIGHT QTY.	LIGHT PART NO.		YEAR
TP-1814	Round Light Holes	16	-	-	1993-2004
TP-1814L	2" Amber LEDs with Bezel	16	TLED-2A & TBEZ-2CH4		1993-2004
TP-1814LC	2" Clear Amber LEDs with Bezel	16	TLED-2TA & TBEZ-2CH4		1993-2004
TP-1814LF	2" Amber Flatline LEDs with Bezel	16	TLED-F2A & TBEZ-2CH4		1993-2004
TP-1814LFC	2" Clear Amber Flatline LEDs with Bezel	16	TLED-F2CA & TBEZ-2CH4		1993-2004

FRONT 13" / 15" AIR CLEANER 26" LONG

SOLD IN PAIRS



TP-1840

PART NO.	DESCRIPTION	LIGHT QTY.	LIGHT PART NO.		YEAR
TP-1840	Slotted Light Holes	16	-	-	1987-2007
TP-1840LF	Amber Flatline Marker LEDs	16	TLED-FG2A		1987-2007
TP-1840LFC	Clear Amber Flatline Marker LEDs	16	TLED-FG2CA		1987-2007
TP-1840LM	Amber Marker LEDs	16	TLED-G2A		1987-2007
TP-1840LMC	Clear Amber Marker LEDs	16	TLED-G2CA		1987-2007

EIGHT HOLE AIR CLEANER LIGHT BARS

The front air cleaner light bar attaches to the bracket between the hood and air cleaner. The rear air cleaner light bar attaches to the brackets between the cab and air cleaner. All light bars include the harness and are attached using the existing hardware.





REAR 13" AIR CLEANER 26" LONG

SOLD IN PAIRS







TP-1816

DIMENSIONS: 26" LONG

PART NO.	DESCRIPTION	LIGHT QTY.	LIGHT PART NO.		YEAR
TP-1816	Round Light Holes	16	-	-	1993-2004
TP-1816L	2" Red LEDs with Bezel	16	TLED-2R & TBEZ-2CH4		1993-2004
TP-1816LC	2" Clear Red LEDs with Bezel	16	TLED-2TR & TBEZ-2CH4		1993-2004
TP-1816LF	2" Red Flatline LEDs with Bezel	16	TLED-F2R & TBEZ-2CH4		1993-2004
TP-1816LFC	2" Clear Red Flatline LEDs with Bezel	16	TLED-F2CR & TBEZ-2CH4		1993-2004

EIGHT HOLE AIR CLEANER LIGHT BARS





The front air cleaner light bar attaches to the bracket between the hood and air cleaner. The rear air cleaner light bar attaches to the brackets between the cab and air cleaner. All light bars include the harness and are attached using the existing hardware.

PART NO.	DESCRIPTION	LIGHT QTY.	LIGHT PART NO.		YEAR
TP-1821	Round Light Holes	16	-	-	2005-2007
TP-1821L	2" Red LEDs with Bezel	16	TLED-2R & TBEZ-2CH4		2005-2007
TP-1821LC	2" Clear Red LEDs with Bezel	16	TLED-2TR & TBEZ-2CH4		2005-2007
TP-1821LF	2" Red Flatline LEDs with Bezel	16	TLED-F2R & TBEZ-2CH4		2005-2007
TP-1821LFC	2" Clear Red Flatline LEDs with Bezel	16	TLED-F2CR & TBEZ-2CH4		2005-2007



TP-1821





REAR
13" AIR CLEANER
27.25" LONG
SOLD IN PAIRS

PART NO.	DESCRIPTION	LIGHT QTY.	LIGHT PART NO.		YEAR
TP-1856	Round Light Holes	16	-	-	2005-2007
TP-1856LF	Flatline Marker Red LEDs	16	TLED-FG2R		2005-2007
TP-1856LFC	Flatline Marker Clear Red LEDs	16	TLED-FG2CR		2005-2007
TP-1856LM	Generation Red Marker LEDs	16	TLED-G2R		2005-2007
TP-1856LMC	Generation Clear Red Marker LEDs	16	TLED-G2CR		2005-2007



TP-1856




REAR
13" AIR CLEANER
25.5" LONG
SOLD IN PAIRS

PART NO.	DESCRIPTION	LIGHT QTY.	LIGHT PART NO.		YEAR
TP-1818	Round Light Holes	16	-	-	1993-2004
TP-1818L	2" Red LEDs with Bezel	16	TLED-2R & TBEZ-2CH4		1993-2004
TP-1818LC	2" Clear Red LEDs with Bezel	16	TLED-2TR & TBEZ-2CH4		1993-2004
TP-1818LF	2" Red Flatline LEDs with Bezel	16	TLED-F2R & TBEZ-2CH4		1993-2004
TP-1818LFC	2" Clear Red Flatline LEDs with Bezel	16	TLED-F2CR & TBEZ-2CH4		1993-2004



TP-1818

REAR
15" AIR CLEANER
26" LONG
SOLD IN PAIRS

PART NO.	DESCRIPTION	LIGHT QTY.	LIGHT PART NO.		YEAR
TP-1857	Slotted Light Holes	16	-	-	1987-2007
TP-1857LF	Flatline Marker Red LEDs	16	TLED-FG2R		1987-2007
TP-1857LFC	Flatline Marker Clear Red LEDs	16	TLED-FG2CR		1987-2007
TP-1857LM	Generation Red Marker LEDs	16	TLED-G2R		1987-2007
TP-1857LMC	Generation Clear Red Marker LEDs	16	TLED-G2CR		1987-2007



TP-1857

REAR
15" AIR CLEANER
24.5" LONG
SOLD IN PAIRS

EIGHT HOLE AIR CLEANER LIGHT BARS WITH OEM READY PLUG





The front air cleaner light bar attaches to the bracket between the hood and air cleaner. The rear air cleaner light bar attaches to the brackets between the cab and air cleaner. All light bars include the harness and are attached using the existing hardware.

FRONT 13" / 15" AIR CLEANER 26" LONG

SOLD IN PAIRS



TP-1815




PART NO.	DESCRIPTION	LIGHT QTY.	LIGHT PART NO.		YEAR
TP-1815	Round Light Holes	16	-	-	1993-2004
TP-1815L	2" Amber LEDs with Bezel	16	TLED-2A & TBEZ-2CH4		1993-2004
TP-1815LC	2" Clear Amber LEDs with Bezel	16	TLED-2TA & TBEZ-2CH4		1993-2004
TP-1815LF	2" Amber Flatline LEDs with Bezel	16	TLED-F2A & TBEZ-2CH4		1993-2004
TP-1815LFC	2" Clear Amber Flatline LEDs with Bezel	16	TLED-F2CA & TBEZ-2CH4		1993-2004

FRONT 13" / 15" AIR CLEANER 27" LONG

SOLD IN PAIRS




TP-1820





PART NO.	DESCRIPTION	LIGHT QTY.	LIGHT PART NO.		YEAR
TP-1820	Round Light Holes	16	-	-	2005-2007
TP-1820L	2" Amber LEDs with Bezel	16	TLED-2A & TBEZ-2CH4		2005-2007
TP-1820LC	2" Clear Amber LEDs with Bezel	16	TLED-2TA & TBEZ-2CH4		2005-2007
TP-1820LF	2" Amber Flatline LEDs with Bezel	16	TLED-F2A & TBEZ-2CH4		2005-2007
TP-1820LFC	2" Clear Amber Flatline LEDs with Bezel	16	TLED-F2CA & TBEZ-2CH4		2005-2007

REAR 13" AIR CLEANER 26" LONG

SOLD IN PAIRS







TP-1817

PART NO.	DESCRIPTION	LIGHT QTY.	LIGHT PART NO.		YEAR
TP-1817	Round Light Holes	16	-	-	1993-2004
TP-1817L	2" Red LEDs with Bezel	16	TLED-2R & TBEZ-2CH4		1993-2004
TP-1817LC	2" Clear Red LEDs with Bezel	16	TLED-2TR & TBEZ-2CH4		1993-2004
TP-1817LF	2" Red Flatline LEDs with Bezel	16	TLED-F2R & TBEZ-2CH4		1993-2004
TP-1817LFC	2" Clear Red Flatline LEDs with Bezel	16	TLED-F2CR & TBEZ-2CH4		1993-2004

EIGHT HOLE AIR CLEANER LIGHT BARS WITH OEM READY PLUG





The front air cleaner light bar attaches to the bracket between the hood and air cleaner. The rear air cleaner light bar attaches to the brackets between the cab and air cleaner. All light bars include the harness and are attached using the existing hardware.

PART NO.	DESCRIPTION	LIGHT QTY.	LIGHT PART NO.		YEAR
TP-1819	Round Light Holes	16	-	-	1993-2004
TP-1819L	2" Red LEDs with Bezel	16	TLED-2R & TBEZ-2CH4		1993-2004
TP-1819LC	2" Clear Red LEDs with Bezel	16	TLED-2TR & TBEZ-2CH4		1993-2004
TP-1819LF	2" Red Flatline LEDs with Bezel	16	TLED-F2R & TBEZ-2CH4		1993-2004
TP-1819LFC	2" Clear Red Flatline LEDs with Bezel	16	TLED-F2CR & TBEZ-2CH4		1993-2004



TP-1819

REAR
15" AIR CLEANER
26" LONG
SOLD IN PAIRS

PART NO.	DESCRIPTION	LIGHT QTY.	LIGHT PART NO.		YEAR
TP-1822	Round Light Holes	16	-	-	2005-2007
TP-1822L	2" Red LEDs with Bezel	16	TLED-2R & TBEZ-2CH4		2005-2007
TP-1822LC	2" Clear Red LEDs with Bezel	16	TLED-2TR & TBEZ-2CH4		2005-2007
TP-1822LF	2" Red Flatline LEDs with Bezel	16	TLED-F2R & TBEZ-2CH4		2005-2007
TP-1822LFC	2" Clear Red Flatline LEDs with Bezel	16	TLED-F2CR & TBEZ-2CH4		2005-2007



TP-1822

REAR
15" AIR CLEANER
27" LONG
SOLD IN PAIRS

AIR CLEANER ACCESSORIES



OEM
PLUG
SOLD IN PAIRS

PART NO.	DESCRIPTION
TP-1625	OEM Ready Plug - 8 Lights
TP-1601	OEM Ready Plug - 6 Lights



6" SOUTHERN STYLE CAB & 63" SLEEPER KITS 1993 - 2007

Kit includes sleeper and TRUX original 6" Southern Style Cab Panel includes the cowl panel as one piece offering a seamless look. Available in stainless steel and paintable aluminium* (for blank panels only).

COWL / CAB 63" SLEEPER KIT

SOLD AS A KIT.

PART NO.	DESCRIPTION	LIGHT QTY.	LIGHT PART NO.	
TP-1007	Blank	-	-	-
TP-1008	Blank Paintable Aluminum	-	-	-
TP-1062	Slotted Light Holes	24	-	-
TP-1062LF	Flatline Marker Amber LEDs	24	TLED-FGA	
TP-1062LFC	Flatline Marker Clear Amber LEDs	24	TLED-FGCA	
TP-1062LM	Generation Amber Marker LEDs	24	TLED-G4A	
TP-1062LMC	Generation Clear Amber Marker LEDs	24	TLED-G4CA	

6" SOUTHERN STYLE CAB, 63" SLEEPER & EXTENDER KITS 1993 - 2007

TRUX Original 6" Southern Style Cab Panel includes the cowl panel as one piece as well as the sleeper and extender as one piece. Offering a seamless look. Available in stainless steel and paintable aluminium.

COWL / CAB 63" SLEEPER & EXTENDER KIT

SOLD AS A KIT.

PART NO.	DESCRIPTION	LIGHT QTY.	LIGHT PART NO.	
TP-1090	Stainless Steel 6" Cowl / Cab & 63" Sleeper / Extension Kit	-	-	-
TP-1063	Slotted Light Holes	28	-	-
TP-1063LF	Flatline Marker Amber LEDs	28	TLED-FGA	
TP-1063LFC	Flatline Marker Clear Amber LEDs	28	TLED-FGCA	
TP-1063LM	Generation Amber Marker LEDs	28	TLED-G4A	
TP-1063LMC	Generation Clear Amber Marker LEDs	28	TLED-G4CA	

6" SOUTHERN STYLE CAB & 70" SLEEPER KITS 1993 - 2007

Kit includes sleeper and TRUX original 6" Southern Style Cab Panel includes the cowl panel as one piece offering a seamless look. Available in stainless steel and paintable aluminium* (for blank panels only).

COWL / CAB 70" SLEEPER KIT

SOLD AS A KIT.

PART NO.	DESCRIPTION
TP-1009	Stainless Steel 6" Cowl / Cab & 70" Sleeper Kit
TP-1010	Paintable 6" Cowl / Cab & 70" Sleeper Kit

6" SOUTHERN STYLE CAB, 70" SLEEPER & EXTENDER KITS 1993 - 2007

TRUX original 6" southern style cab panel includes the cowl panel as one piece as well as the sleeper and extender as one piece. Offering a seamless look. Available in stainless steel and paintable aluminium.





COWL / CAB 70" SLEEPER & EXTENDER KIT

SOLD AS A KIT.

PART NO.	DESCRIPTION	LIGHT QTY.	LIGHT PART NO.	
TP-1091	Blank	-	-	-
TP-1064	Slotted Light Holes	34	-	-
TP-1064LF	Flatline Marker Amber LEDs	34	TLED-FGA	
TP-1064LFC	Flatline Marker Clear Amber LEDs	34	TLED-FGCA	
TP-1064LM	Generation Amber Marker LEDs	34	TLED-G4A	
TP-1064LMC	Generation Clear Amber Marker LEDs	34	TLED-G4CA	

6" CAB - SOUTHERN STYLE 1993 - 2007

Available in stainless steel & paintable aluminum. Trux original Southern Style Cab Panel includes the Cowl Panel as one piece. This design makes the panels appear seamless.

PART NO.	DESCRIPTION	LIGHT QTY.	LIGHT PART NO.	
TP-1337	Blank	-	-	-
TP-1358	Blank Paintable Aluminum	-	-	-
TP-13103	Slotted Light Holes	18	-	-
TP-13103LF	Flatline Marker Amber LEDs	18	TLED-FGA	
TP-13103LFC	Flatline Marker Clear Amber LEDs	18	TLED-FGCA	
TP-13103LM	Generation Amber Marker LEDs	18	TLED-G4A	
TP-13103LMC	Generation Clear Amber Marker LEDs	18	TLED-G4CA	





COWL/CAB

6"

SOLD AS A KIT.

63" SLEEPER - 6" SOUTHERN STYLE 1993 - 2007





Available in stainless steel with LEDs.

PART NO.	DESCRIPTION	LIGHT QTY.	LIGHT PART NO.	
TP-1559	Blank	-	-	-
TP-1554	Blank Paintable Aluminum	-	-	-
TP-15142	Slotted Light Holes	10	-	-
TP-15142LF	Flatline Marker Amber LEDs	10	TLED-FGA	
TP-15142LFC	Flatline Marker Clear Amber LEDs	10	TLED-FGCA	
TP-15142LM	Generation Amber Marker LEDs	10	TLED-G4A	
TP-15142LMC	Generation Clear Amber Marker LEDs	10	TLED-G4CA	

SLEEPER

6" DEEP 63" LONG

SOLD IN PAIRS

PART NO.	DESCRIPTION	LIGHT QTY.	LIGHT PART NO.	
TP-1560	Blank	-	-	-
TP-1552	Blank Paintable Aluminum	-	-	-
TP-15143	Slotted Light Holes	14	-	-
TP-15143LF	Flatline Marker Amber LEDs	14	TLED-FGA	
TP-15143LFC	Flatline Marker Clear Amber LEDs	14	TLED-FGCA	
TP-15143LM	Generation Amber Marker LEDs	14	TLED-G4A	
TP-15143LMC	Generation Clear Amber Marker LEDs	14	TLED-G4CA	

SLEEPER / EXTENSION

6" DEEP 63" LONG

SOLD IN PAIRS







PETERBILT 379

70" SLEEPER - 6" SOUTHERN STYLE 1993 - 2007

Available in stainless steel with LEDs.





SLEEPER 6" DEEP 70" LONG

SOLD IN PAIRS

PART NO.	DESCRIPTION	LIGHT QTY.	LIGHT PART NO.	
TP-1561	Stainless Steel "Southern Style" 6" Deep 70" Sleeper	-	-	-
TP-1551	Paintable "Southern Style" 6" Deep 70" Sleeper	-	-	-
TP-15144	Slotted Light Holes	12	-	-
TP-15144LF	Flatline Marker Amber LEDs	12	TLED-FGA	
TP-15144LFC	Flatline Marker Clear Amber LEDs	12	TLED-FGCA	
TP-15144LM	Generation Amber Marker LEDs	12	TLED-G4A	
TP-15144LMC	Generation Clear Amber Marker LEDs	12	TLED-G4CA	

SLEEPER/ EXTENSION 6" DEEP 70" LONG

SOLD IN PAIRS





PART NO.	DESCRIPTION	LIGHT QTY.	LIGHT PART NO.	
TP-1562	Stainless Steel "Southern Style" 6" Deep 70" Sleeper with Extender	-	-	-
TP-1553	Paintable "Southern Style" 6" Deep 70" Sleeper with Extender	-	-	-
TP-15116	Slotted Light Holes	16	-	-
TP-15116LF	Flatline Marker Amber LEDs	16	TLED-FGA	
TP-15116LFC	Flatline Marker Clear Amber LEDs	16	TLED-FGCA	
TP-15116LM	Generation Amber Marker LEDs	16	TLED-G4A	
TP-15116LMC	Generation Clear Amber Marker LEDs	16	TLED-G4CA	



TP-1092

9" SOUTHERN STYLE CAB & 63" SLEEPER KITS 1993 - 2007

Kit includes sleeper and TRUX original 9" Southern Style Cab Panel includes the cowl panel as one piece offering a seamless look. Available in stainless steel and paintable aluminium* (for blank panels only).





PART NO.	DESCRIPTION	LIGHT QTY.	LIGHT PART NO.	
TP-1003	Blank	-	-	-
TP-1004	Blank Paintable Aluminum	-	-	-
TP-1065	Slotted Light Holes	24	-	-
TP-1065LF	Flatline Marker Amber LEDs	24	TLED-FGA	
TP-1065LFC	Flatline Marker Clear Amber LEDs	24	TLED-FGCA	
TP-1065LM	Generation Amber Marker LEDs	24	TLED-G4A	
TP-1065LMC	Generation Clear Amber Marker LEDs	24	TLED-G4CA	

COWL / CAB 63" SLEEPER KIT

SOLD AS A KIT.

9" SOUTHERN STYLE CAB, 63" SLEEPER & EXTENDER KITS 1993 - 2007

TRUX Original 9" Southern Style Cab Panel includes the cowl panel as one piece as well as the sleeper and extender as one piece. Offering a seamless look. Available in stainless steel and paintable aluminium.

PART NO.	DESCRIPTION	LIGHT QTY.	LIGHT PART NO.	
TP-1092	Stainless Steel 9" Cowl / Cab & 63" Sleeper / Extension Kit	-	-	-
TP-1066	Slotted Light Holes	28	-	-
TP-1066LF	Flatline Marker Amber LEDs	28	TLED-FGA	
TP-1066LFC	Flatline Marker Clear Amber LEDs	28	TLED-FGCA	
TP-1066LM	Generation Amber Marker LEDs	28	TLED-G4A	
TP-1066LMC	Generation Clear Amber Marker LEDs	28	TLED-G4CA	

COWL / CAB 63" SLEEPER & EXTENDER KIT

SOLD AS A KIT.

9" SOUTHERN STYLE CAB & 70" SLEEPER KITS 1993 - 2007

Kit includes sleeper and TRUX original 9" Southern Style Cab Panel includes the cowl panel as one piece offering a seamless look. Available in stainless steel and paintable aluminium* (for blank panels only).





PART NO.	DESCRIPTION
TP-1005	Stainless Steel 9" Cowl / Cab & 70" Sleeper Kit
TP-1006	Paintable 9" Cowl / Cab & 70" Sleeper Kit

COWL / CAB 70" SLEEPER KIT

SOLD AS A KIT.

9" SOUTHERN STYLE CAB, 70" SLEEPER & EXTENDER KITS 1993 - 2007

TRUX Original 9" Southern Style Cab Panel includes the cowl panel as one piece as well as the sleeper and extender as one piece. Offering a seamless look. Available in stainless steel and paintable aluminium.

PART NO.	DESCRIPTION	LIGHT QTY.	LIGHT PART NO.	
TP-1093	Stainless Steel 9" Cowl / Cab & 70" Sleeper / Extension Kit	-	-	-
TP-1067	Slotted Light Holes	28	-	-
TP-1067LF	Flatline Marker Amber LEDs	28	TLED-FGA	
TP-1067LFC	Flatline Marker Clear Amber LEDs	28	TLED-FGCA	
TP-1067LM	Generation Amber Marker LEDs	28	TLED-G4A	
TP-1067LMC	Generation Clear Amber Marker LEDs	28	TLED-G4CA	

COWL CAB 70" SLEEPER & EXTENDER KIT

SOLD AS A KIT.





PET 379 CAB - SOUTHERN STYLE 1993 - 2007

Available in stainless steel & paintable aluminum. Trux original Southern Style Cab Panel includes the Cowl Panel as one piece. This design makes the panels appear seamless.

COWL/CAB

9"

SOLD IN PAIRS

PART NO.	DESCRIPTION	LIGHT QTY.	LIGHT PART NO.	
TP-1336	Blank	-	-	-
TP-1338	Blank Paintable Aluminum	-	-	-
TP-13118LF	Flatline Marker Amber LEDs	18	TLED-FGA	
TP-13118LFC	Flatline Marker Clear Amber LEDs	18	TLED-FGCA	
TP-13118LM	Generation Amber Marker LEDs	18	TLED-G4A	
TP-13118LMC	Generation Clear Amber Marker LEDs	18	TLED-G4CA	





63" SLEEPER - 9" SOUTHERN STYLE 1993 - 2007

Available in stainless steel with LEDs.

SLEEPER

9" DEEP 63" LONG





SOLD IN PAIRS

PART NO.	DESCRIPTION	LIGHT QTY.	LIGHT PART NO.	
TP-1555	Blank			-
TP-1575	Blank Paintable Aluminum			-
TP-15147LF	Flatline Marker Amber LEDs	10	TLED-FGA	
TP-15147LFC	Flatline Marker Clear Amber LEDs	10	TLED-FGCA	
TP-15147LM	Generation Amber Marker LEDs	10	TLED-G4A	
TP-15147LMC	Generation Clear Amber Marker LEDs	10	TLED-G4CA	

SLEEPER/ EXTENSION

9" DEEP 63" LONG

SOLD IN PAIRS

PART NO.	DESCRIPTION	LIGHT QTY.	LIGHT PART NO.	
TP-1556	Blank	-	-	-
TP-15141	Blank Paintable Aluminum	-	-	-
TP-15148LF	Flatline Marker Amber LEDs	14	TLED-FGA	
TP-15148LFC	Flatline Marker Clear Amber LEDs	14	TLED-FGCA	
TP-15148LM	Generation Amber Marker LEDs	14	TLED-G4A	
TP-15148LMC	Generation Clear Amber Marker LEDs	14	TLED-G4CA	





70" SLEEPER - 9" SOUTHERN STYLE 1993 - 2007

Available in stainless steel with LEDs.

SLEEPER

9" DEEP 70"





SOLD IN PAIRS

PART NO.	DESCRIPTION	LIGHT QTY.	LIGHT PART NO.	
TP-1557	Blank	-	-	-
TP-1548	Blank Paintable Aluminum	-	-	-
TP-15149LF	Flatline Marker Amber LEDs	12	TLED-FGA	
TP-15149LFC	Flatline Marker Clear Amber LEDs	12	TLED-FGCA	
TP-15149LM	Generation Amber Marker LEDs	12	TLED-G4A	
TP-15149LMC	Generation Clear Amber Marker LEDs	12	TLED-G4CA	

SLEEPER/ EXTENSION

9" DEEP 70" LONG

SOLD IN PAIRS

PART NO.	DESCRIPTION	LIGHT QTY.	LIGHT PART NO.	
TP-1558	Blank	-	-	-
TP-1576	Blank Paintable Aluminum	-	-	-
TP-15150LF	Flatline Marker Amber LEDs	16	TLED-FGA	
TP-15150LFC	Flatline Marker Clear Amber LEDs	16	TLED-FGCA	
TP-15150LM	Generation Amber Marker LEDs	16	TLED-G4A	
TP-15150LMC	Generation Clear Amber Marker LEDs	16	TLED-G4CA	

PET 379 HOOD EXTENSION

Bolts onto cowl panel (drilling may be required). Hardware is included.



TP-1109

TP-1110

HOOD EXTENSIONS

SOLD IN PAIRS

PART NO.	DESCRIPTION
TP-1109	Peterbilt 379 Lower Hood Panel
TP-1110	Peterbilt 379 Lower Hood Panel - For Short Hood

EXTRA WIDE COWLS

Bolts onto cowl panel (drilling may be required). All cowl panels with LEDs include bezels. Hardware is included.



TP-1304

TP-1305

TP-1305L

TP-1305LC


TP-1305LF

TP-1305LFC

TP-1306

COWL PANELS

SOLD IN PAIRS



TP-1306LF

TP-1306LFC

TP-1306LM

TP-1306LMC

TP-13109L

TP-13109C

PART NO.	DESCRIPTION	LIGHT QTY.	LIGHT PART NO.	
TP-1304	Blank Cowl Panel	-	-	-
TP-1305	Cowl Panel with 2" Light Holes	8	-	-
TP-1305L	Cowl Panel with 2" LEDs & Bezels	8	TLED-2A & TBEZ-2CH4	
TP-1305LC	Cowl Panel with 2" Clear LEDs & Bezels	8	TLED-2TA & TBEZ-2CH4	
TP-1305LF	Cowl Panel with 2" Flatline LEDs & Bezels	8	TLED-F2A & TBEZ-2CH4	
TP-1305LFC	Cowl Panel with 2" Clear Flatline LEDs & Bezels	8	TLED-F2CA & TBEZ-2CH4	
TP-1306	Cowl Panel with 8 Slotted Light Holes	8	-	-
TP-1306LF	Cowl Panel with Flatline Marker LEDs	8	TLED-FGA	
TP-1306LFC	Cowl Panel with Clear Flatline LEDs	8	TLED-FGCA	
TP-1306LM	Cowl Panel with G4 LEDs	8	TLED-G4A	
TP-1306LMC	Cowl Panel with Clear G4 LEDs	8	TLED-G4CA	
TP-13109L	Mini Button Amber LEDs	14	TLED-B3A	
TP-13109C	Mini Button Clear Amber LEDs	14	TLED-B3CA	

PET 379 CAB PANELS 1993 - 2007

Mount underneath cab, all cab panels with LEDs are installed with bezels. (Drilling maybe required). Hardware not included.

CAB PANELS

SOLD IN PAIRS

3.5" WIDE

ALSO FITS: PETERBILT 378

PART NO.	DESCRIPTION	LIGHT QTY.	LIGHT PART NO.		ITEM
TP-1301	Blank	-	-	-	
TP-1302	2" Light Holes	10	-	-	
TP-1302L	2" Amber LEDs	10	TLED-2A & TBEZ-2CH4		
TP-1302LC	2" Clear Amber LEDs	10	TLED-2TA & TBEZ-2CH4		
TP-1302LF	2" Flatline Amber LEDs	10	TLED-F2A & TBEZ-2CH4		
TP-1302LFC	2" Flatline Clear Amber LEDs	10	TLED-F2CA & TBEZ-2CH4		
TP-1303	Slotted Light Holes	-	-	-	
TP-1303LF	Flatline Amber Marker LEDs	6	TLED-FGA		
TP-1303LFC	Flatline Clear Amber Marker LEDs	6	TLED-FGCA		
TP-1303LM	Generation Amber Marker LEDs	6	TLED-G4A		
TP-1303LMC	Generation Clear Amber Marker LEDs	6	TLED-G4CA		
TP-13110L	Mini Button Amber LEDs	14	TLED-B3A		
TP-13110LC	Mini Button Clear Amber LEDs	14	TLED-B3CA		



TP-1303LF

PET 379 SLEEPER PANELS 1993 - 2007

Mount underneath sleeper, hardware not included (drilling maybe required). All sleeper panels with LEDs are installed with Bezels.


PART NO.	DESCRIPTION	LIGHT QTY.	LIGHT PART NO.		ITEM
TP-1504	Blank	-	-	-	
TP-1505	2" Light Holes	16	-	-	
TP-1505L	2" Amber LEDs	16	TLED-2A		
TP-1505LC	2" Clear Amber LEDs	16	TLED-2TA		
TP-1505LF	2" Flatline Amber LEDs	16	TLED-F2A		
TP-1505LFC	2" Flatline Clear Amber LEDs	16	TLED-F2CA		
TP-1506	Slotted Light Holes	12	-	-	
TP-1506LF	Flatline Amber Marker LEDs	12	TLED-FGA		
TP-1506LFC	Flatline Clear Amber Marker LEDs	12	TLED-FGCA		
TP-1506LM	Generation Amber Marker LEDs	12	TLED-G4A		
TP-1506LMC	Generation Clear Amber Marker LEDs	12	TLED-G4CA		
TP-15153L	Mini Button Amber LEDs	22	TLED-B3A		
TP-15153LC	Mini Button Clear Amber LEDs	22	TLED-B3CA		

SLEEPER 70"

SOLD IN PAIRS

3.5" WIDE

ALSO FITS: PETERBILT 378



TP-1503LM

PET 379 SLEEPER PANELS 1993 - 2007

Mount underneath sleeper, hardware not included (drilling maybe required). All sleeper panels with LEDs are installed with Bezels.

SLEEPER 63"

SOLD IN PAIRS
3.5" WIDE
ALSO FITS: PETERBILT 378

PART NO.	DESCRIPTION	LIGHT QTY.	LIGHT PART NO.		ITEM
TP-1501	Blank	-	-	-	
TP-1502	2" Light Holes	14	-	-	
TP-1502L	2" Amber LEDs	14	TLED-2A		
TP-1502LC	2" Clear Amber LEDs	14	TLED-2TA		
TP-1502LF	2" Flatline Amber LEDs	14	TLED-F2A		
TP-1502LFC	2" Flatline Clear Amber LEDs	14	TLED-F2CA		
TP-1503	Slotted Light Holes	10	-	-	
TP-1503LF	Flatline Amber Marker LEDs	10	TLED-FGA		
TP-1503LFC	Flatline Clear Amber Marker LEDs	10	TLED-FGCA		
TP-1503LM	Generation Amber Marker LEDs	10	TLED-G4A		
TP-1503LMC	Generation Clear Amber Marker LEDs	10	TLED-G4CA		
TP-15128L	Mini Button Amber LEDs	36	TLED-B3A		
TP-15128LC	Mini Button Clear Amber LEDs	36	TLED-B3CA		























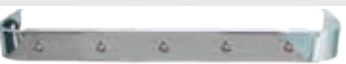
SLEEPER 48"

SOLD IN PAIRS
3.5 WIDE
ALSO FITS: PETERBILT 378

PART NO.	DESCRIPTION	LIGHT QTY.	LIGHT PART NO.		ITEM
TP-1510	Blank	-	-	-	
TP-1511	2" Light Holes	10	-	-	
TP-1511L	2" Amber LEDs	10	TLED-2A		
TP-1511LC	2" Clear Amber LEDs	10	TLED-2TA		
TP-1511LF	2" Flatline Amber LEDs	10	TLED-F2A		
TP-1511LFC	2" Flatline Clear Amber LEDs	10	TLED-F2CA		
TP-1512	Slotted Light Holes	8	-	-	
TP-1512LF	Flatline Amber Marker LEDs	8	TLED-FGA		
TP-1512LFC	Flatline Clear Amber Marker LEDs	8	TLED-FGCA		
TP-1512LM	Generation Amber Marker LEDs	8	TLED-G4A		
TP-1512LMC	Generation Clear Amber Marker LEDs	8	TLED-G4CA		
TP-15152L	Mini Button Amber LEDs	14	TLED-B3A		
TP-15152LC	Mini Button Clear Amber LEDs	14	TLED-B3CA		

PET 379 SLEEPER PANELS 1993 - 2007

Mount underneath sleeper, hardware not included (drilling maybe required). All sleeper panels with LEDs are installed with Bezels.

PART NO.	DESCRIPTION	LIGHT QTY.	LIGHT PART NO.		ITEM
TP-1507	Blank	-	-	-	
TP-1508	2" Light Holes	8	-	-	
TP-1508L	2" Amber LEDs	8	TLED-2A		
TP-1508LC	2" Clear Amber LEDs	8	TLED-2TA		
TP-1508LF	2" Flatline Amber LEDs	8	TLED-F2A		
TP-1508LFC	2" Flatline Clear Amber LEDs	8	TLED-F2CA		
TP-1509	Slotted Light Holes	6	-	-	
TP-1509LF	Flatline Amber Marker LEDs	6	TLED-FGA		
TP-1509LFC	Flatline Clear Amber Marker LEDs	6	TLED-FGCA		
TP-1509LM	Generation Amber Marker LEDs	6	TLED-G4A		
TP-1509LMC	Generation Clear Amber Marker LEDs	6	TLED-G4CA		
TP-15151L	Mini Button Amber LEDs	10	TLED-B3A		
TP-15151LC	Mini Button Clear Amber LEDs	10	TLED-B3CA		

SLEEPER 36"

SOLD IN PAIRS

3.5" WIDE

ALSO FITS: PETERBILT 378



TP-1509LMC

PETERBILT 379

PET 379 SLEEPER EXTENSIONS 1993 - 2007

Designed for Peterbilt sleeper extension panels. Hardware and LEDs with bezels are included depending on part number.

EXTENSION 36" / 48" / 63"

SOLD IN PAIRS

3.5" WIDE

ALSO FITS: PETERBILT 378



TP-1513



TP-1514



TP-1514L



TP-1514LC



TP-1514LC



TP-1514LF



TP-1514LFC



TP-1515



TP-1515LF



TP-1515LFC



TP-1515LM



TP-1515LMC

PART NO.	DESCRIPTION	LIGHT QTY.	LIGHT PART NO.	
TP-1513	Blank	-	-	-
TP-1514	2" Light Holes	6	-	-
TP-1514L	2" Amber LEDs	6	TLED-2A	
TP-1514LC	2" Clear Amber LEDs	6	TLED-2TA	
TP-1514LF	2" Flatline Amber LEDs	6	TLED-F2A	
TP-1514LFC	2" Flatline Clear Amber LEDs	6	TLED-F2CA	
TP-1515	Slotted Light Holes	2	-	-
TP-1515LF	Flatline Amber Marker LEDs	2	TLED-FGA	
TP-1515LFC	Flatline Clear Amber Marker LEDs	2	TLED-FGCA	
TP-1515LM	Generation Amber Marker LEDs	2	TLED-G4A	
TP-1515LMC	Generation Clear Amber Marker LEDs	2	TLED-G4CA	
TP-15129L	Mini Button Amber LEDs	8	TLED-B3A	
TP-15129LC	Mini Button Clear Amber LEDs	8	TLED-B3CA	



PET 379 SLEEPER EXTENSIONS 1993 - 2007

Designed for Peterbilt sleeper extension 70" panels. Hardware and LEDs with bezels are included depending on part number.

70"
EXTENSIONS
SOLD IN PAIRS
3.5" WIDE
ALSO FITS: PETERBILT 378



TP-1516



TP-1517



TP-1517L



TP-1517LC



TP-1517LF



TP-1517LFC



TP-1518



TP-1518LF



TP-1518LFC



TP-1518LM



TP-1518LMC



TP-15154L



TP-15154LC

PART NO.	DESCRIPTION	LIGHT QTY.	LIGHT PART NO.	
TP-1516	Blank	-	-	-
TP-1517	2" Light Holes	4	-	-
TP-1517L	2" Amber LEDs	4	TLED-2A	
TP-1517LC	2" Clear Amber LEDs	4	TLED-2TA	
TP-1517LF	2" Flatline Amber LEDs	4	TLED-F2A	
TP-1517LFC	2" Flatline Clear Amber LEDs	4	TLED-F2CA	
TP-1518	Slotted Light Holes	2	-	-
TP-1518LF	Flatline Amber Marker LEDs	2	TLED-FGA	
TP-1518LFC	Flatline Clear Amber Marker LEDs	2	TLED-FGCA	
TP-1518LM	Generation Amber Marker LEDs	2	TLED-G4A	
TP-1518LMC	Generation Clear Amber Marker LEDs	2	TLED-G4CA	
TP-15154L	Mini Button Amber LEDs	4	TLED-B3A	
TP-15154LC	Mini Button Clear Amber LEDs	4	TLED-B3CA	

PETERBILT 379


PET 379 FENDER GUARDS

Drilling maybe required. Hardware is not included.

FENDER GUARDS

SOLD IN PAIRS

DIMENSIONS: 21" X 11.25"



PART NO.	DESCRIPTION	LIGHT QTY.	LIGHT PART NO.	
TP-1201	Blank	-	-	-
TP-1202	2" Light Holes	10	-	-
TP-1202L	2" Amber LEDs	10	TLED-2A	
TP-1202LC	2" Clear Amber LEDs	10	TLED-2TA	
TP-1202LF	2" Flatline Amber LEDs	10	TLED-F2A	
TP-1202LFC	2" Flatline Clear Amber LEDs	10	TLED-F2CA	
TP-1203	Slotted Light Holes	4	-	-
TP-1203LF	Flatline Amber Marker LEDs	4	TLED-FGA	
TP-1203LFC	Flatline Clear Amber Marker LEDs	4	TLED-FGCA	
TP-1203LM	Generation Amber Marker LEDs	4	TLED-G4A	
TP-1203LMC	Generation Clear Amber Marker LEDs	4	TLED-G4CA	
TP-1204	Blank for JJ-Bracket	-	-	-
TP-1205	Angle Cut Blank	-	-	-
TP-1206	Blank Headlight Mount	-	-	-



TP-1202LMC



TP-1201

PETERBILT HOOD LATCH GUARDS

Install using existing hardware.




HOOD LATCH GUARDS

SOLD IN PAIRS

PART NO.	DESCRIPTION
TP-1107	Peterbilt 379 Extended Hood Latch Guards
TP-1108	Peterbilt 379 Short Hood Latch Guards

PETERBILT FRONT FENDER TRIMS

Attaches with 3M tape.



FRONT SIDE AND INNER TRIMS

SOLD IN PAIRS

ALSO FITS 378

PART NO.	DESCRIPTION
TFT-PET379	Pet. 379 Fender trim
TFT-PET379F	Pet. 379 Inner fender trim

PETERBILT DOOR WINDOW SHADES 2005 - 2007

Designed for Peterbilt models with 1.9 meter Cabs with cab mounted mirrors. Attaches with 3M double sided tape.



WINDOW SHADES

SOLD IN PAIRS

ALSO FITS PETERBILT:
386 (2005-2012), 388 (2005-2012),
389 (2005-2012)

PART NO.	DESCRIPTION
TP-1401	Convex Mirror Cutout on Passenger Side
TP-1402	No Convex Mirror Arm Cutout on Passenger Side

PETERBILT 379

PETERBILT BATTERY BOX & TOOL BOX PANELS

Stainless steel panels cover. Install with supplied hardware kit.

PANELS BATTERY & TOOL BOX

TP-1602: FITS ALL PETERBILT MODELS 1993+ EXCEPT PETERBILT 579

TP-1603: FITS ALL PETERBILT MODELS 1993+.

TP-1605: FITS ALL PETERBILT MODELS 1987-1992



TP-1604



TP-1605



TP-1602



TP-1603

PART NO.	DESCRIPTION
TP-1602	12.75" x 30.44" Battery Box / Tool Box Panel (1993 - 2007)
TP-1603	10" x 30" Tool Box Panel (1993 - 2007)
TP-1604	9.75" x 30" Battery Box Cover (1987 - 1992)
TP-1605	12" x 30" Battery Box Cover (1987 - 1992)

PETERBILT TRAILER SERVICE BOX


Mounts behind cab or sleeper. Comes with hardware kit.

TRAILER SERVICE BOXES

FITS ALL PETERBILT MODELS



TP-1645LFC

PART NO.	DESCRIPTION	LIGHT QTY.	LIGHT PART NO.	
TP-1632	Peterbilt Trailer Service Box	-	-	-
TP-1651	Peterbilt Trailer Service Box - Closed Back	-	-	-
TP-1645	Peterbilt Trailer Service Box - Slotted Light Holes	3	-	-
TP-1645LF	Peterbilt Trailer Service Box - Slim Flatline Red LEDs	3	TLED-FG4A	
TP-1645LFC	Peterbilt Trailer Service Box - Slim Flatline Clear Red LEDs	3	TLED-FG4CA	

PETERBILT 389



PETERBILT 389

PETERBILT ULTRA & STANDARD CAB SUNVISORS

1 Piece sunvisor fits ultra & standard cabs. Comes with front brackets. The middle bracket mounts onto the center of the windshield column. Two bolts attach to each side of the cab. Drilling will be required. Fits on trucks with either cab mounted or door mounted mirror brackets. Will not fit 1 piece windshields. Hardware kit included.

BOWTIE SUNVISORS

DIMENSIONS:
WIDTH 67.5"
SIDES 14.5"
MIDDLE 7.5"

ALSO FITS PETERBILT
330, 335, 340, 357, 378,
384, 385, 386, 388




PART NO.	DESCRIPTION	BRACKETS	YEAR
TSUN-P1	14" Stainless Steel Bowtie "Southern Style" Sunvisor	1	2007+
TSUN-P2	14" Paintable Aluminum Bowtie "Southern Style" Sunvisor	1	2007+

SLAMMED SUNVISORS

DIMENSIONS:
WIDTH 67.5"
SIDES 10.5"
MIDDLE 16"

ALSO FITS PETERBILT
330, 335, 340, 357, 378,
384, 385, 386, 388





PART NO.	DESCRIPTION	BRACKETS	YEAR
TSUN-P3	16" Slammed Stainless Steel Sunvisor	5	2007+
TSUN-P4	16" Slammed Paintable Aluminum Sunvisor	5	2007+

BATMAN SUNVISORS

DIMENSIONS:
WIDTH 63"
SIDES 13"
MIDDLE 16"

ALSO FITS PETERBILT
330, 335, 340, 357, 378,
384, 385, 386, 388



PART NO.	DESCRIPTION	BRACKETS	YEAR
TSUN-P5	15.5" Stainless Steel "Batman" Style 1 Bead Sunvisor	5	2007+
TSUN-P6	15.5" Paintable Aluminum "Batman" Style 1 Bead Sunvisor	5	2007+
TSUN-P7	15.5" Stainless Steel "Batman" Style 4 Bead Sunvisor	5	2007+

PETERBILT ULTRA CAB SUNVISORS

Two bolts attach to each side of the cab. Made for doors with side mirror mounting brackets, already attached to the door. Remove original factory brackets and install TRUX sunvisor brackets. Depending on the year of the truck there is a possibility that drilling may be required on the front of the cab. Hardware kit is included.



14" DROP SUNVISOR

DIMENSIONS:
 WIDTH 73"
 SIDES 17"
 MIDDLE 14"

DEPENDING ON YEAR ALSO FITS
 MODELS: 330, 335, 337, 340, 348, 357,
 365, 367, 378, 379, 384, 386, 388

PART NO.	DESCRIPTION	BRACKETS	YEAR
TSUN-P11	14" Ultra Cab Sunvisor	6	2007+




14" BOLTLESS SUNVISOR

DIMENSIONS:
 WIDTH 84"
 SIDES 13.7"
 MIDDLE 14"

DEPENDING ON YEAR ALSO FITS
 MODELS: 330, 335, 337, 340, 348, 357,
 365, 367, 378, 384, 386, 388

PART NO.	DESCRIPTION	BRACKETS	YEAR
TSUN-P14	14" Peterbilt 379-386-389 Boltless Ultra Cab Sunvisor	6	2007+



16" DROP SUNVISOR

DEPENDING ON YEAR ALSO FITS
 MODELS: 330, 335, 340,
 357, 378, 384, 385
 65" WIDE

PART NO.	DESCRIPTION	BRACKETS	YEAR
TSUN-P16	16" Ultra Cab Sunvisor	6	2007+

PETERBILT STANDARD CAB SUNVISORS

Two bolts attach to each side of the cab. Remove original factory brackets and install TRUX sunvisor brackets. Depending on the year of the truck there is a possibility that drilling may be required on the front of the cab. All hardware is included.

13" DROP SUNVISORS

TSUN-P17 DEPENDING ON YEAR ALSO FITS MODELS: 330, 335, 337, 340, 348, 357, 365, 367, 378, 384, 386, 388

STANDARD CAB.

DIMENSIONS:
WIDTH 72"
SIDES 16"
MIDDLE 13"

TSUN-P20 DEPENDING ON YEAR ALSO FITS MODELS: 330, 335, 340, 357, 378



V SHAPED

DIMENSIONS:
WIDTH 68"
SIDES 16"
MIDDLE 7.5"

DEPENDING ON YEAR ALSO FITS MODELS: 330, 335, 340, 357, 378, 385

PART NO.	DESCRIPTION	YEAR
TSUN-P17	13" Standard Sunvisor with Mirrors Mounted on Door	Pre - 2004
TSUN-P20	13" Standard Sunvisor with Mirrors Mounted on Door	2005 - 2007

PART NO.	DESCRIPTION	YEAR
TSUN-P24	15" Standard Cab "V" Shaped Sunvisor with Mirrors Mounted on Door	2007+

BOLTLESS SUNVISOR

DEPENDING ON YEAR ALSO FITS MODELS: 330, 335, 340, 357, 378

DIMENSIONS:
WIDTH 66.5"
SIDES 14"
MIDDLE 13.5"

CAN BE INSTALLED ON MODELS WITH DOOR OR CAB MOUNTED MIRRORS



BOWTIE SUNVISOR

DIMENSIONS:
WIDTH 67.5"
SIDES 14.5"
MIDDLE 7.5"

PART NO.	DESCRIPTION	BRACKETS	YEAR
TSUN-P25	14" Boltless Standard Cab Sunvisor	6	2007+

PART NO.	DESCRIPTION	BRACKETS	YEAR
TSUN-P26	13" Bowtie, Boltless Standard Cab Sunvisor	4	2007+

HOODSHIELD BUG DEFLECTOR 2008+

Fabricated with high quality stainless steel. Install using supplied hardware.

BUG DEFLECTOR

ALSO FITS:
PETERBILT 388 2007+



PART NO.	DESCRIPTION
THOD-PET389	Hoodshield Bug Deflector for Peterbilt 389

FENDER GUARD 2008+

Designed for Peterbilt 388 and 389 with One Light. Bolts to Grill Bracket. Hardware is not included.

FENDER GUARD

SOLD IN PAIRS
ALSO FITS:
PETERBILT 388 2007+



PART NO.	DESCRIPTION
TP-1210	Peterbilt 389 Fender Guard

FRONT FENDER TRIM 2007+

Install using 3M double sided tape and the supplied hardware kit. Some drilling is required.

FENDER TRIM

SOLD IN PAIRS
ALSO FITS:
PETERBILT 388 2007+



PART NO.	DESCRIPTION
TP-1211	Peterbilt 389 Fender Gutter Trim Strips

BATTERY BOX & TOOL BOX PANELS 2007+

Stainless steel panels cover oem fronts are installed with supplied hardware kit.

PANELS BATTERY & TOOL BOX

ALSO FITS:
PETERBILT 388 2007+



PART NO.	DESCRIPTION
TP-1606	Peterbilt 389 Battery Box / Tool Box Panels

HOOD LATCH GUARD 2007+

Install using existing hardware.

LATCH GUARD

SOLD IN PAIRS
ALSO FITS:
PETERBILT 388 2007+



PART NO.	DESCRIPTION
TP-1112	Peterbilt 389 Hood Latch Guards

FRONT FENDER TRIMS 2008+

Install using 3M Tape.

FRONT FENDER TRIM

SOLD IN PAIRS
WIDTH 1/2"
ALSO FITS:
PETERBILT 388 2007+



PART NO.	DESCRIPTION
TFT-PET389	Peterbilt 389 Front Side Fender Trim

HOOD EMBLEM ACCENT 2007+

Install using existing mounting studs and 3M double sided tape.

HOOD EMBLEMS

SOLD IN PAIRS



PART NO.	DESCRIPTION
TP-1113	Peterbilt 389 Hood Emblem - Stripe Accent
TP-1114	Peterbilt 388 Hood Emblem - Stripe Accent

LICENSE PLATE TAG SWING PLATE 2007+

Install by mounting existing bumper mounting bolts. Includes bezels hardware kit. No drilling required.

LICENSE PLATES

ALSO FITS PETERBILT 388



TP-1701



TP-1703



TP-1702

PART NO.	DESCRIPTION
TP-1701	License Plate / Tag Swing Plate - 1 Plate
TP-1702	License Plate / Tag Swing Plate - 2 Plates
TP-1703	License Plate / Tag Swing Plate - 3 Plates

SIX HOLE AIR CLEANER LIGHT BARS WITH PACCAR PLUG

Fits standard can 13" Donaldson. Wire harness and paccar plug included. Attaches to the brackets between the hood and air cleaner with existing hardware.

PART NO.	DESCRIPTION	LIGHT QTY.	LIGHT PART NO.	YEAR
TP-1808	Round Light Holes	12	-	2007+
TP-1808L	2" Amber LEDs with Bezel	12	TLED-2A & TBEZ-2CH4	2007+
TP-1808LC	2" Clear Amber LEDs with Bezel	12	TLED-2TA & TBEZ-2CH4	2007+
TP-1808LF	2" Amber Flatline LEDs with Bezel	12	TLED-F2A & TBEZ-2CH4	2007+
TP-1808LFC	2" Clear Amber Flatline LEDs with Bezel	12	TLED-F2CA & TBEZ-2CH4	2007+




TP-1808

FRONT
AIR CLEANER
22.25" LONG

SOLD IN PAIRS

PART NO.	DESCRIPTION	LIGHT QTY.	LIGHT PART NO.	YEAR
TP-1852	Slotted Light Holes	12	-	2007+
TP-1852LF	Flatline Marker Amber LEDs	12	TLED-FG2A	2007+
TP-1852LFC	Flatline Marker Clear Amber LEDs	12	TLED-FG2CA	2007+
TP-1852LM	Generation Amber Marker LEDs	12	TLED-G2A	2007+
TP-1852LMC	Generation Clear Amber Marker LEDs	12	TLED-G2CA	2007+



TP-1852

FRONT
AIR CLEANER
19.5" LONG

SOLD IN PAIRS

PART NO.	DESCRIPTION	LIGHT QTY.	LIGHT PART NO.	YEAR
TP-1809	2" Light Holes	12	-	2007+
TP-1809L	2" Red LEDs with Bezels	12	TLED-2R & TBEZ-2CH4	2007+
TP-1809LC	2" Clear Red LEDs with Bezels	12	TLED-2TR & TBEZ-2CH4	2007+
TP-1809LF	2" Flatline Red LEDs with Bezels	12	TLED-F2R & TBEZ-2CH4	2007+
TP-1809LFC	2" Flatline Clear Red LEDs with Bezels	12	TLED-F2CR & TBEZ-2CH4	2007+



TP-1809

REAR
13" AIR CLEANER
20.5" LONG

SOLD IN PAIRS

PART NO.	DESCRIPTION	LIGHT QTY.	LIGHT PART NO.	YEAR
TP-1812	Slotted Light Holes	12	-	2007+
TP-1812LF	Red Flatline Marker LEDs	12	TLED-FG2R	2007+
TP-1812LFC	Clear Red Flatline Marker LEDs	12	TLED-FG2CR	2007+
TP-1812LM	Red Marker LEDs	12	TLED-G2R	2007+
TP-1812LMC	Clear Red Marker LEDs	12	TLED-G2CR	2007+



TP-1812

REAR
13" AIR CLEANER
18.36" LONG

SOLD IN PAIRS

SIX HOLE AIR CLEANER LIGHT BARS WITH PACCAR PLUG

Fits 15" standard can. Wire harness included. Attaches to the brackets between the cab and air cleaner with existing hardware.

REAR
15" AIR CLEANER
20.25" LONG
SOLD IN PAIRS



TP-1810

PART NO.	DESCRIPTION	LIGHT QTY.	LIGHT PART NO.		YEAR
TP-1810	2" Light Holes	12	-	-	2007+
TP-1810L	2" Red LEDs with Bezels	12	TLED-2R & TBEZ-2CH4		2007+
TP-1810LC	2" Clear Red LEDs with Bezels	12	TLED-2TR & TBEZ-2CH4		2007+
TP-1810LF	2" Flatline Red LEDs with Bezels	12	TLED-F2R & TBEZ-2CH4		2007+
TP-1810LFC	2" Flatline Clear Red LEDs with Bezels	12	TLED-F2CR & TBEZ-2CH4		2007+

REAR
15" AIR CLEANER
18.36" LONG
SOLD IN PAIRS



TP-1838

PART NO.	DESCRIPTION	LIGHT QTY.	LIGHT PART NO.		YEAR
TP-1838	Slotted Light Holes	12	-	-	2007+
TP-1838LF	Red Flatline Marker LEDs	12	TLED-FG2R		2007+
TP-1838LFC	Clear Red Flatline Marker LEDs	12	TLED-FG2CR		2007+
TP-1838LM	Red Marker LEDs	12	TLED-G2R		2007+
TP-1838LMC	Clear Red Marker LEDs	12	TLED-G2CR		2007+

EIGHT HOLE AIR CLEANER LIGHT BARS WITH PACCAR PLUG

Wire harness and paccar plugs included. Attaches to the brackets between the cab and air cleaner with existing hardware.

FRONT
AIR CLEANER
27" LONG
SOLD IN PAIRS



TP-1820

PART NO.	DESCRIPTION	LIGHT QTY.	LIGHT PART NO.		YEAR
TP-1820	Round Light Holes	16	-	-	2007+
TP-1820L	2" Amber LEDs with Bezel	16	TLED-2A & TBEZ-2CH4		2007+
TP-1820LC	2" Clear Amber LEDs with Bezel	16	TLED-2TA & TBEZ-2CH4		2007+
TP-1820LF	2" Amber Flatline LEDs with Bezel	16	TLED-F2A & TBEZ-2CH4		2007+
TP-1820LFC	2" Clear Amber Flatline LEDs with Bezel	16	TLED-F2CA & TBEZ-2CH4		2007+
TP-1860L	Mini Button Amber LEDs	16	TLED-B3A		2007+
TP-1860LC	Mini Button Clear Amber LEDs	16	TLED-B3CA		2007+

FRONT
AIR CLEANER
25.5" LONG
SOLD IN PAIRS







TP-1855

PART NO.	DESCRIPTION	LIGHT QTY.	LIGHT PART NO.		YEAR
TP-1855	Slotted Light Holes	16	-	-	2007+
TP-1855LF	Amber Flatline Marker LEDs	16	TLED-FG2A		2007+
TP-1855LFC	Clear Amber Flatline Marker LEDs	16	TLED-FG2CA		2007+
TP-1855LM	Amber Marker LEDs	16	TLED-G2A		2007+
TP-1855LMC	Clear Amber Marker LEDs	16	TLED-G2CA		2007+

EIGHT HOLE AIR CLEANER LIGHT BARS WITH PACCAR PLUG

Wire harness and paccar plugs included. Attaches to the brackets between the cab and air cleaner with existing hardware.

PART NO.	DESCRIPTION	LIGHT QTY.	LIGHT PART NO.		YEAR
TP-1821	Round Light Holes	16	-	-	2007+
TP-1821L	2" Red LEDs with Bezel	16	TLED-2R & TBEZ-2CH4		2007+
TP-1821LC	2" Clear Red LEDs with Bezel	16	TLED-2TR & TBEZ-2CH4		2007+
TP-1821LF	2" Red Flatline LEDs with Bezel	16	TLED-F2R & TBEZ-2CH4		2007+
TP-1821LFC	2" Clear Red Flatline LEDs with Bezel	16	TLED-F2CR & TBEZ-2CH4		2007+






TP-1821

REAR

13" AIR CLEANER
27.25" LONG

SOLD IN PAIRS

PART NO.	DESCRIPTION	LIGHT QTY.	LIGHT PART NO.		YEAR
TP-1822	Round Light Holes	16	-	-	2007+
TP-1822L	2" Red LEDs with Bezel	16	TLED-2R & TBEZ-2CH4		2007+
TP-1822LC	2" Clear Red LEDs with Bezel	16	TLED-2TR & TBEZ-2CH4		2007+
TP-1822LF	2" Red Flatline LEDs with Bezel	16	TLED-F2R & TBEZ-2CH4		2007+
TP-1822LFC	2" Clear Red Flatline LEDs with Bezel	16	TLED-F2CR & TBEZ-2CH4		2007+





TP-1822

REAR

15" AIR CLEANER
27" LONG

SOLD IN PAIRS

PART NO.	DESCRIPTION	LIGHT QTY.	LIGHT PART NO.		YEAR
TP-1856	Slotted Light Holes	16	-	-	2007+
TP-1856L	Red Flatline Marker LEDs	16	TLED-2R & TBEZ-2CH4		2007+
TP-1856LC	Clear Red Flatline Marker LEDs	16	TLED-2TR & TBEZ-2CH4		2007+
TP-1856LF	Red Marker LEDs	16	TLED-F2R & TBEZ-2CH4		2007+
TP-1856LFC	Clear Red Marker LEDs	16	TLED-F2CR & TBEZ-2CH4		2007+
TP-1861L	Mini Button Red LEDs	16	TLED-B3R		2007+
TP-1861LC	Mini Button Clear Red LEDs	16	TLED-B3CR		2007+



TP-1856

REAR

13"/15" AIR CLEANER
25.5" LONG

SOLD IN PAIRS

15" PREMIUM CAN AIR CLEANER LIGHT BARS 2010+

Designed to fit 15" Premium Can. The front and rear air cleaner light bars attach to the air cleaner mounting bolts. All light bars include the harness and hardware.

FRONT 15" AIR CLEANER 27.88" LONG

SOLD IN PAIRS



TP-1846

PART NO.	DESCRIPTION	LIGHT QTY.	LIGHT PART NO.		YEAR
TP-1846	Round Light Holes	16	-	-	2010+
TP-1846L	2" Amber LEDs with Bezel	16	TLED-2A & TBEZ-2CH4		2010+
TP-1846LC	2" Clear Amber LEDs with Bezel	16	TLED-2TA & TBEZ-2CH4		2010+
TP-1846LF	2" Amber Flatline LEDs with Bezel	16	TLED-F2A & TBEZ-2CH4		2010+
TP-1846LFC	2" Clear Amber Flatline LEDs with Bezel	16	TLED-F2CA & TBEZ-2CH4		2010+

FRONT 15" AIR CLEANER 22.38" LONG

SOLD IN PAIRS



TP-1853

PART NO.	DESCRIPTION	LIGHT QTY.	LIGHT PART NO.		YEAR
TP-1853	Slotted Light Holes	14	-	-	2010+
TP-1853LF	Flatline Marker Amber LEDs	14	TLED-FG2A		2010+
TP-1853LFC	Flatline Marker Clear Amber LEDs	14	TLED-FG2CA		2010+
TP-1853LM	Generation Amber Marker LEDs	14	TLED-G2A		2010+
TP-1853LMC	Generation Clear Amber Marker LEDs	14	TLED-G2CA		2010+
TP-1865L	Mini Button Amber LEDs	12	TLED-B3A		2010+
TP-1865LC	Mini Button Clear Amber LEDs	12	TLED-B3CA		2010+

15" PREMIUM CAN AIR CLEANER LIGHT BARS 2010+

Designed to fit 15" Premium Can. The front and rear air cleaner light bars attach to the air cleaner mounting bolts. All light bars include the harness and hardware.

REAR 15" AIR CLEANER 27.88" LONG

SOLD IN PAIRS




TP-1867

PART NO.	DESCRIPTION	LIGHT QTY.	LIGHT PART NO.		YEAR
TP-1867	Round Light Holes	16	-	-	2010+
TP-1867L	2" Red LEDs with Bezel	16	TLED-2R & TBEZ-2CH4		2010+
TP-1867LC	2" Clear Red LEDs with Bezel	16	TLED-2TR & TBEZ-2CH4		2010+
TP-1867LF	2" Red Flatline LEDs with Bezel	16	TLED-F2R & TBEZ-2CH4		2010+
TP-1867LFC	2" Clear Red Flatline LEDs with Bezel	16	TLED-F2CR & TBEZ-2CH4		2010+

15" PREMIUM CAN AIR CLEANER LIGHT BARS 2010+

Designed to fit 15" Premium Can. The front and rear air cleaner light bars attach to the air cleaner mounting bolts. All light bars include the harness and hardware.

PART NO.	DESCRIPTION	LIGHT QTY.	LIGHT PART NO.	YEAR
TP-1854LF	Red Flatline Marker LEDs	14	TLED-FG2R	2010+
TP-1854LFC	Clear Red Flatline Marker LEDs	14	TLED-FG2CR	2010+
TP-1854LM	Red Marker LEDs	14	TLED-G2R	2010+
TP-1854LMC	Clear Red Marker LEDs	14	TLED-G2CR	2010+
TP-1866L	Mini Button Red LEDs	12	TLED-B3R	2010+
TP-1866LC	Mini Button Clear Red LEDs	12	TLED-B3CR	2010+



TP-1854

REAR 15" AIR CLEANER 22.38" LONG

SOLD IN PAIRS

AIR CLEANER ACCESSORIES 2010+



OEM PLUG


SOLD IN PAIRS

PART NO.	DESCRIPTION
TP-1625	OEM Ready Plug - 8 Lights
TP-1601	OEM Ready Plug - 6 Lights

LOWER HOOD PANELS 2007+



TP-1115



TP-1132

LOWER HOOD PANELS

SOLD IN PAIRS

PART NO.	DESCRIPTION
TP-1132	Peterbilt 389 OEM Lower Hood Panel
TP-1115	Peterbilt 389 Deluxe Lower Hood Panel

OEM COWL PANELS 2007+

Mounts over OEM cowl panel. Cowl panels ending with letters include lights and bezels. Hardware included (drilling maybe required). Call TRUX if you have a 389 with a caterpillar engine.

OEM COWL PANELS

SOLD IN PAIRS



TP-1359



TP-1311



TP-1311L



TP-1311LC




TP-1311LF



TP-1311LFC




TP-1312



TP-1312LF



TP-1312LFC




TP-1312LM



TP-1312LMC



TP-1343



TP-1343LF



TP-1343LFC



TP-1343LM



TP-1343LMC

PART NO.	DESCRIPTION	LIGHT QTY.	LIGHT PART NO.	
TP-1359	Blank Cowl Panel	-	-	-
TP-1311	Cowl Panel with 2" Light Holes	6	-	-
TP-1311L	Cowl Panel with 2" LEDs & Bezels	6	TLED-2A	
TP-1311LC	Cowl Panel with 2" Clear LEDs & Bezels	6	TLED-2TA	
TP-1311LF	Cowl Panel with 2" Flatline LEDs & Bezels	6	TLED-F2A	
TP-1311LFC	Cowl Panel with 2" Clear Flatline LEDs & Bezels	6	TLED-F2CA	
TP-1312	Cowl Panel with Slotted Light Holes	6	-	-
TP-1312LF	Cowl Panel with Flatline Marker LEDs	6	TLED-FGA	
TP-1312LFC	Cowl Panel with Clear Flatline LEDs	6	TLED-FGCA	
TP-1312LM	Cowl Panel with G4 LEDs	6	TLED-G4A	
TP-1312LMC	Cowl Panel with Clear G4 LEDs	6	TLED-G4CA	

DELUXE COWL PANELS 2007 - 2009

Hardware included (drilling maybe required). Cowl panels ending with letters include lights and bezels.

DELUXE COWL PANELS

SOLD IN PAIRS



TP-1345

TP-1346

TP-1346L

TP-1346LC




TP-1346LF

TP-1346LFC

TP-1347

TP-1347LF



TP-1347LFC

TP-1347LM

TP-1347LMC

TP-13112L



TP-13112LC

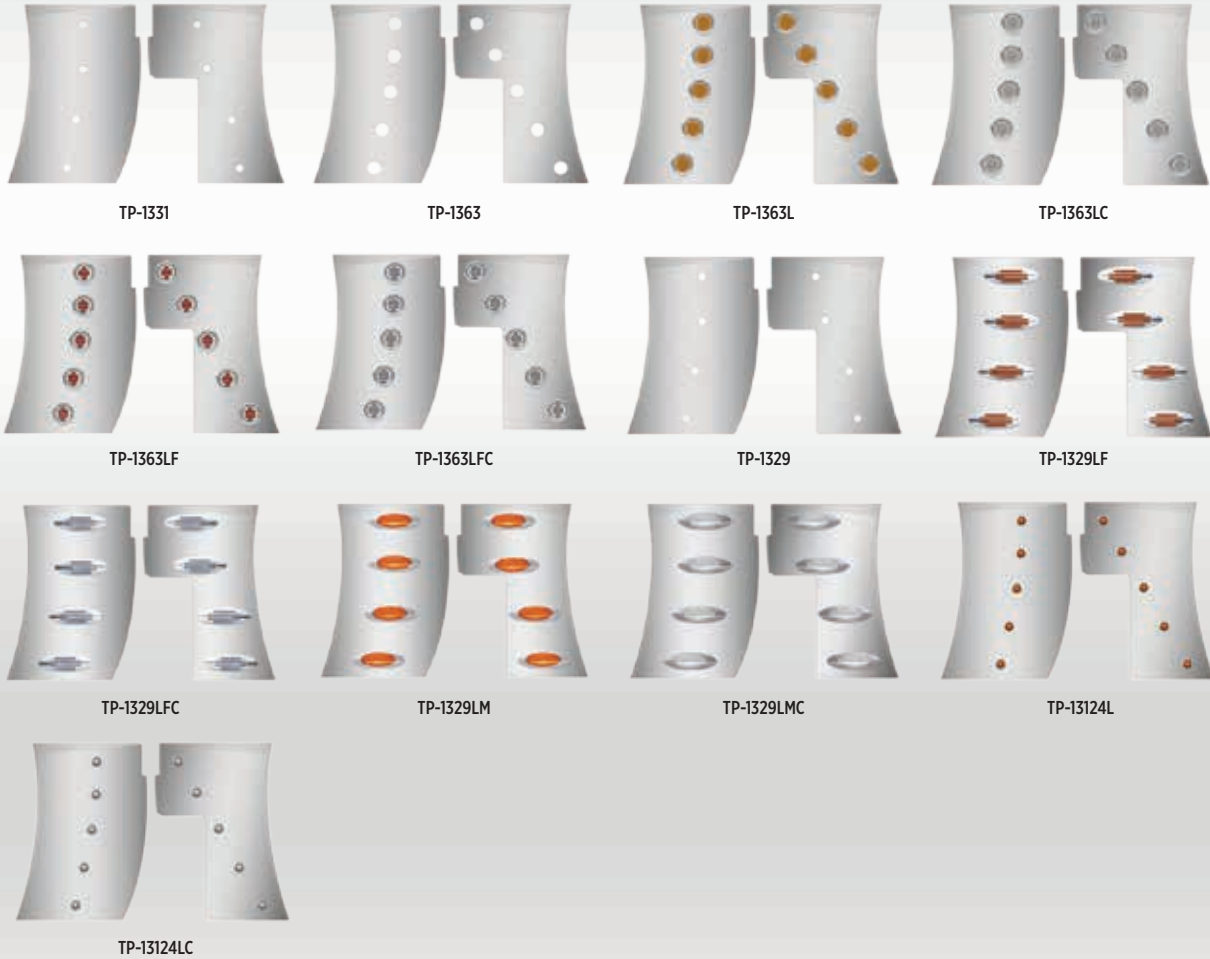
PART NO.	DESCRIPTION	LIGHT QTY.	LIGHT PART NO.	
TP-1345	Blank Cowl Panel	-	-	-
TP-1346	Deluxe Cowl Panel with 2" Light Holes	10	-	-
TP-1346L	Deluxe Cowl Panel with 2" LEDs & Bezels	10	TLED-2A	
TP-1346LC	Deluxe Cowl Panel with 2" Clear LEDs & Bezels	10	TLED-2TA	
TP-1346LF	Deluxe Cowl Panel with 2" Flatline LEDs & Bezels	10	TLED-F2A	
TP-1346LFC	Deluxe Cowl Panel with 2" Clear Flatline LEDs & Bezels	10	TLED-F2CA	
TP-1347	Deluxe Cowl Panel with Slotted Light Holes	8	-	-
TP-1347LF	Deluxe Cowl Panel with Flatline Marker LEDs	8	TLED-FGA	
TP-1347LFC	Deluxe Cowl Panel with Clear Flatline LEDs	8	TLED-FGCA	
TP-1347LM	Deluxe Cowl Panel with G4 LEDs	8	TLED-G4A	
TP-1347LMC	Deluxe Cowl Panel with Clear G4 LEDs	8	TLED-G4CA	
TP-13112L	Deluxe Cowl Panel with Mini Button LEDs	12	TLED-B3A	
TP-13112LC	Deluxe Cowl Panel with Clear Mini Button LEDs	12	TLED-B3CA	

DELUXE COWL PANELS 2010

Hardware included (drilling maybe required). Cowl panels ending with letters include lights and bezels.

DELUXE COWL PANELS


SOLD IN PAIRS



PART NO.	DESCRIPTION	LIGHT QTY.	LIGHT PART NO.	
TP-1331	Blank Cowl Panel	-	-	-
TP-1363	Deluxe Cowl Panel with 2" Light Holes	10	-	-
TP-1363L	Deluxe Cowl Panel with 2" LEDs & Bezels	10	TLED-2A	
TP-1363LC	Deluxe Cowl Panel with 2" Clear LEDs & Bezels	10	TLED-2TA	
TP-1363LF	Deluxe Cowl Panel with 2" Flatline LEDs & Bezels	10	TLED-F2A	
TP-1363LFC	Deluxe Cowl Panel with 2" Clear Flatline LEDs & Bezels	10	TLED-F2CA	
TP-1329	Deluxe Cowl Panel with Slotted Light Holes	8	-	-
TP-1329LF	Deluxe Cowl Panel with Flatline Marker LEDs	8	TLED-FGA	
TP-1329LFC	Deluxe Cowl Panel with Clear Flatline LEDs	8	TLED-FGCA	
TP-1329LM	Deluxe Cowl Panel with G4 LEDs	8	TLED-G4A	
TP-1329LMC	Deluxe Cowl Panel with Clear G4 LEDs	8	TLED-G4CA	
TP-13124L	Deluxe Cowl Panel with Mini Button LEDs	10	TLED-B3A	
TP-13124LC	Deluxe Cowl Panel with Clear Mini Button LEDs	10	TLED-B3CA	

DELUXE COWL PANELS 2011 - 2013

Cowl panels ending with letters include lights and bezels. Hardware is included.



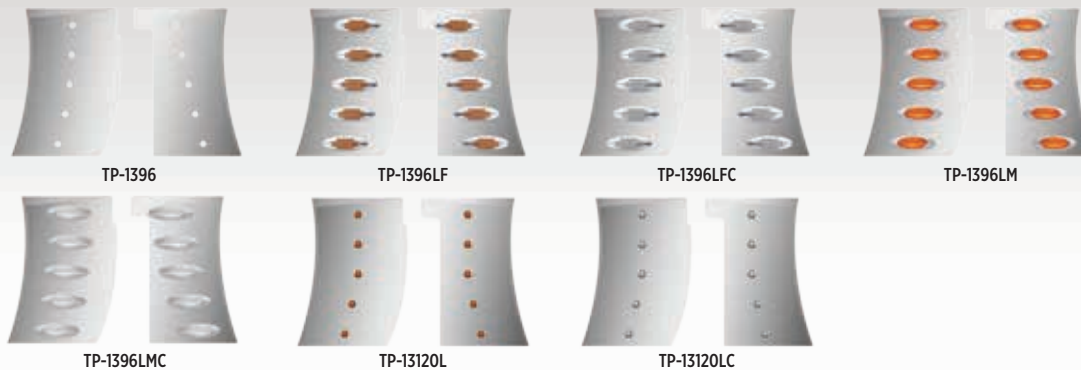
DELUXE COWL PANELS

SOLD IN PAIRS

PART NO.	DESCRIPTION	LIGHT QTY.	LIGHT PART NO.	
TP-1349	Blank Cowl Panel	-	-	-
TP-1355	Deluxe Cowl Panel with Slotted Light Holes	8	-	-
TP-1355LF	Deluxe Cowl Panel with Flatline Marker LEDs	8	TLED-FGA	
TP-1355LFC	Deluxe Cowl Panel with Clear Flatline LEDs	8	TLED-FGCA	
TP-1355LM	Deluxe Cowl Panel with G4 LEDs	8	TLED-G4A	
TP-1355LMC	Deluxe Cowl Panel with Clear G4 LEDs	8	TLED-G4CA	
TP-13122L	Deluxe Cowl Panel with Mini Button LEDs	10	TLED-B3A	
TP-13122LC	Deluxe Cowl Panel with Clear Mini Button LEDs	10	TLED-B3CA	

DELUXE COWL PANELS 2014+

Deluxe cowl panel models with formed radius edge. The passenger side shape is modified to fit models with DPF. Designed for 3" wide skirting. 2015 (Pet.389 Models with long hood only.) Hardware included (drilling maybe required). Cowl panels ending with letters include lights and bezels.



DELUXE COWL PANELS

SOLD IN PAIRS

PART NO.	DESCRIPTION	LIGHT QTY.	LIGHT PART NO.	
TP-13100	Blank Cab Panel	-	-	-
TP-1396	Slotted Light Holes	10	-	-
TP-1396LF	Flatline Marker Amber LEDs	10	TLED-FGA	
TP-1396LFC	Flatline Marker Clear Amber LEDs	10	TLED-FGCA	
TP-1396LM	Generation Amber Marker LEDs	10	TLED-G4A	
TP-1396LMC	Generation Clear Amber Marker LEDs	10	TLED-G4CA	
TP-13120L	Deluxe Cowl Panel with Mini Button LEDs	10	TLED-B3A	
TP-13120LC	Deluxe Cowl Panel with Clear Mini Button LEDs	10	TLED-B3CA	



PETERBILT 389


OEM CAB PANELS 2007 - 2010

These cab panels are to be used with OEM cowl panels. Mounts underneath cab panel, drilling maybe required. (Pet.389 Models with long hood only.) Hardware included.

OEM CAB PANELS

SOLD IN PAIRS
DIMENSIONS: 4" WIDE X 53" LONG

PART NO.	DESCRIPTION	LIGHT QTY.	LIGHT PART NO.		ITEM
TP-1307	Blank	-	-	-	
TP-1308	2" Light Holes	10	-	-	
TP-1308L	2" Amber LEDs with Bezels	10	TLED-2A & TBEZ-2CH4		
TP-1308LC	2" Clear Amber LEDs with Bezels	10	TLED-2TA & TBEZ-2CH4		
TP-1308LF	2" Flatline Amber LEDs with Bezels	10	TLED-F2A & TBEZ-2CH4		
TP-1308LFC	2" Flatline Clear Amber LEDs with Bezels	10	TLED-F2CA & TBEZ-2CH4		
TP-1309	Slotted Light Holes	6	-	-	
TP-1309LF	Flatline Marker Amber LEDs	6	TLED-FGA		
TP-1309LFC	Flatline Marker Clear Amber LEDs	6	TLED-FGCA		
TP-1309LM	Generation Amber Marker LEDs	6	TLED-G4A		
TP-1309LMC	Generation Clear Amber Marker LEDs	6	TLED-G4CA		



TP-1309LFC

OEM CAB PANELS 2011 - 2013

These cab panels are to be used with OEM cowl panels. Mounts underneath cab, drilling maybe required. Cab panels ending with letters include lights and bezels. Hardware included.

PART NO.	DESCRIPTION	LIGHT QTY.	LIGHT PART NO.		ITEM
TP-1360	Blank	-	-	-	
TP-1364	Slotted Light Holes	6	-	-	
TP-1364LF	Flatline Marker Amber LEDs	6	TLED-FGA		
TP-1364LFC	Flatline Marker Clear Amber LEDs	6	TLED-FGCA		
TP-1364LM	Generation Amber Marker LEDs	6	TLED-G4A		
TP-1364LMC	Generation Clear Amber Marker LEDs	6	TLED-G4CA		

OEM CAB PANELS

SOLD IN PAIRS
DIMENSIONS: 4" WIDE

OEM CAB PANELS 2014+

These cab panels are to be used with OEM cowl panels. Will fit 2015+ models with long hoods (refer to Pet. 388 for Pet. 389 2014+ short hood models). Mounts underneath cab, drilling maybe required. Hardware included.

PART NO.	DESCRIPTION	LIGHT QTY.	LIGHT PART NO.		ITEM
TP-13102	Blank Cab Panel	-	-	-	
TP-1397	Slotted Light Holes	10	-	-	
TP-1397LF	Flatline Marker Amber LEDs	10	TLED-FGA		
TP-1397LFC	Flatline Marker Clear Amber LEDs	10	TLED-FGCA		
TP-1397LM	Generation Amber Marker LEDs	10	TLED-G4A		
TP-1397LMC	Generation Clear Amber Marker LEDs	10	TLED-G4CA		

OEM CAB PANELS

SOLD IN PAIRS
DIMENSIONS: 3" WIDE



TP-1309LM

PETERBILT 389

DELUXE CAB PANELS

Mounts underneath cab, drilling maybe required. Cab panels ending with letters include lights and bezels. Hardware included.

DELUXE 2007-2010 CAB PANELS

FITS PETERBILT 389 WITH CUMMINGS
ENGINE

USED WITH DELUXE COWL
SOLD IN PAIRS

PART NO.	DESCRIPTION	LIGHT QTY.	LIGHT PART NO.		ITEM
TP-1340	Blank	-	-	-	
TP-1342LF	Flatline Marker Amber LEDs	6	TLED-FGA		
TP-1342LFC	Flatline Marker Clear Amber LEDs	6	TLED-FGCA		
TP-1342LM	Generation Amber Marker LEDs	6	TLED-G4A		
TP-1342LMC	Generation Clear Amber Marker LEDs	6	TLED-G4CA		
TP-13113L	Mini Button Amber Marker LEDs	14	TLED-B3A		
TP-13113LC	Mini Button Clear Amber Marker LEDs	14	TLED-B3CA		

DELUXE 2011-2013 CAB PANELS

FITS PETERBILT 389 WITH CUMMINGS
ENGINE

USED WITH DELUXE COWL
SOLD IN PAIRS

PART NO.	DESCRIPTION	LIGHT QTY.	LIGHT PART NO.		ITEM
TP-1356	Blank	-	-	-	
TP-1357LF	Flatline Marker Amber LEDs	6	TLED-FGA		
TP-1357LFC	Flatline Marker Clear Amber LEDs	6	TLED-FGCA		
TP-1357LM	Generation Amber Marker LEDs	6	TLED-G4A		
TP-1357LMC	Generation Clear Amber Marker LEDs	6	TLED-G4CA		
TP-13123L	Mini Button Amber Marker LEDs	12	TLED-B3A		
TP-13123LC	Mini Button Clear Amber Marker LEDs	12	TLED-B3CA		

DELUXE 2014+ CAB PANELS

FITS 2014+ MODELS WITH LONG HOOD

USED WITH DELUXE COWL
DIMENSIONS: 4" WIDE
SOLD IN PAIRS

PART NO.	DESCRIPTION	LIGHT QTY.	LIGHT PART NO.		ITEM
TP-13101	Blank Cab Panel	-	-	-	
TP-1398LF	Flatline Marker Amber LEDs	10	TLED-FGA		
TP-1398LFC	Flatline Marker Clear Amber LEDs	10	TLED-FGCA		
TP-1398LM	Generation Amber Marker LEDs	10	TLED-G4A		
TP-1398LMC	Generation Clear Amber Marker LEDs	10	TLED-G4CA		
TP-13121L	Mini Button Amber Marker LEDs	12	TLED-B3A		
TP-13121LC	Mini Button Clear Amber Marker LEDs	12	TLED-B3CA		

SLEEPER PANELS WITHOUT EXTENSION

This sleeper panel is made for Peterbilt 389 models with no extender. Hardware is included (drilling may be required). The part numbers below refer to the new sleeper sizes; Therefore, 72" new size is equivalent to 63" old sleeper size.

72" SLEEPER PANELS

SOLD IN PAIRS

DIMENSIONS 4" WIDE

ALSO FITS 388 (2007+),
367 AND 365 MODELS (2007+)
WITH 72" SLEEPERS.



PART NO.	DESCRIPTION	LIGHT QTY.		LIGHT PART NO.	YEAR
TP-1586	Blank	-	-	-	2007-2013
TP-1587	2" Light Holes	20	-	-	2007-2013
TP-1587L	2" Amber LEDs with Bezels	20	TLED-2A / TBEZ-2CH4		2007-2013
TP-1587LC	2" Clear Amber LEDs with Bezels	20	TLED-2TA / TBEZ-2CH4		2007-2013
TP-1587LF	2" Flatline Amber LEDs with Bezels	20	TLED-F2A / TBEZ-2CH4		2007-2013
TP-1587LFC	2" Flatline Clear Amber LEDs with Bezels	20	TLED-F2CA / TBEZ-2CH4		2007-2013
TP-1588	Slotted Light Holes	8	-	-	2007-2013
TP-1588LF	Flatline Marker Amber LEDs	8	TLED-FGA		2007-2013
TP-1588LFC	Flatline Marker Clear Amber LEDs	8	TLED-FGCA		2007-2013
TP-1588LM	Generation Amber Marker LEDs	8	TLED-G4A		2007-2013
TP-1588LMC	Generation Clear Amber Marker LEDs	8	TLED-G4CA		2007-2013
TP-15158	Blank	-	-	-	2014+
TP-15121	Slotted Light Holes	14	-	-	2014+
TP-15121LF	Flatline Marker Amber LEDs	14	TLED-FGA		2014+
TP-15121LFC	Flatline Marker Clear Amber LEDs	14	TLED-FGCA		2014+
TP-15121LM	Generation Amber Marker LEDs	14	TLED-G4A		2014+
TP-15121LMC	Generation Clear Amber Marker LEDs	14	TLED-G4CA		2014+
TP-15156LM	Mini Button Amber Marker LEDs	18	TLED-B3A		2014+
TP-15156LC	Mini Button Clear Amber Marker LEDs	18	TLED-B3CA		2014+

SLEEPER PANELS

To be used with Deluxe Extender Skirts. Hardware is included (drilling may be required). The part numbers below refer to the new sleeper sizes; 78" new size is equivalent to 70" old Sleeper size. All parts in this section are designed to work with OR without extension panels.


78" SLEEPER PANELS

SOLD IN PAIRS

OLD SLEEPER SIZE IS 70".

DIMENSIONS 4" WIDE

ALSO FITS: PETERBILT 388 (2007+), 367 AND 365 (2007+) MODELS WITH 78" SLEEPERS.



PART NO.	DESCRIPTION	LIGHT QTY.	LIGHT PART NO.		YEAR
TP-1569	Blank	-	-	-	2007 - 2013
TP-15159	Blank	-	-	-	2014+
TP-1570	2" Light Holes	24	-	-	2007 - 2013
TP-1570L	2" Amber LEDs with Bezels	24	TLED-2A / TBEZ-2CH4		2007 - 2013
TP-1570LC	2" Clear Amber LEDs with Bezels	24	TLED-2TA / TBEZ-2CH4		2007 - 2013
TP-1570LF	2" Flatline Amber LEDs with Bezels	24	TLED-F2A / TBEZ-2CH4		2007 - 2013
TP-1570LFC	2" Flatline Clear Amber LEDs with Bezels	24	TLED-F2CA / TBEZ-2CH4		2007 - 2013
TP-1571	Slotted Light Holes	10	-	-	2007 - 2013
TP-1571LF	Flatline Marker Amber LEDs	10	TLED-FGA		2007 - 2013
TP-1571LFC	Flatline Marker Clear Amber LEDs	10	TLED-FGCA		2007 - 2013
TP-1571LM	Generation Amber Marker LEDs	10	TLED-G4A		2007 - 2013
TP-1571LMC	Generation Clear Amber Marker LEDs	10	TLED-G4CA		2007 - 2013
TP-15161	Slotted Light Holes	16	-	-	2014+
TP-15161LF	Flatline Marker Amber LEDs	16	TLED-FGA		2014+
TP-15161LFC	Flatline Marker Clear Amber LEDs	16	TLED-FGCA		2014+
TP-15161LM	Generation Amber Marker LEDs	16	TLED-G4A		2014+
TP-15161LMC	Generation Clear Amber Marker LEDs	16	TLED-G4CA		2014+
TP-15139L	Mini Button Amber LEDs	22	TLED-B3A		2014+
TP-15139LC	Mini Button Clear Amber LEDs	22	TLED-B3A		2014+

SLEEPER PANELS FOR EXTENDER

To be used with deluxe extender panels. Hardware is included (drilling may be required). The part number below refer to the new sleeper sizes; therefore, 72" new size is equivalent to 63" old sleeper size.



72" SLEEPER PANELS

SOLD IN PAIRS










OLD SLEEPER SIZE IS 63"

ALSO FITS: PETERBILT 388 (2007+)

367 AND 365 (2007+)

MODELS WITH 72" SLEEPERS

DIMENSIONS 4" WIDE

PART NO.	DESCRIPTION	LIGHT QTY.	LIGHT PART NO.		YEAR
TP-1563	Blank		-	-	2007-2013
TP-1564	2" Light Holes	20	-	-	2007-2013
TP-1564L	2" Amber LEDs with Bezels	20	TLED-2A / TBEZ-2CH4		2007-2013
TP-1564LC	2" Clear Amber LEDs with Bezels	20	TLED-2TA / TBEZ-2CH4		2007-2013
TP-1564LF	2" Flatline Amber LEDs with Bezels	20	TLED-F2A / TBEZ-2CH4		2007-2013
TP-1564LFC	2" Flatline Clear Amber LEDs with Bezels	20	TLED-F2CA / TBEZ-2CH4		2007-2013
TP-1565	Slotted Light Holes	8	-	-	2007-2013
TP-1565LF	Flatline Marker Amber LEDs	8	TLED-FGA		2007-2013
TP-1565LFC	Flatline Marker Clear Amber LEDs	8	TLED-FGCA		2007-2013
TP-1565LM	Generation Amber Marker LEDs	8	TLED-G4A		2007-2013
TP-1565LMC	Generation Clear Amber Marker LEDs	8	TLED-G4CA		2007-2013
TP-15160	Blank		-	-	2014+
TP-15120	Slotted Light Holes	14	-	-	2014+
TP-15120LF	Flatline Marker Amber LEDs	14	TLED-FGA		2014+
TP-15120LFC	Flatline Marker Clear Amber LEDs	14	TLED-FGCA		2014+
TP-15120LM	Generation Amber Marker LEDs	14	TLED-G4A		2014+
TP-15120LMC	Generation Clear Amber Marker LEDs	14	TLED-G4CA		2014+
TP-15145L	Mini Button Amber LEDs	18	TLED-B3A		2014+
TP-15145LC	Mini Button Clear Amber LEDs	18	TLED-B3A		2014+

EXTENSION PANELS

Designed for Peterbilt 389 with 58" or 72" sleepers. Are made to continue the sleeper panels to the end of the sleeper. Hardware is included.

The part numbers below refer to the new sleeper sizes; therefore, 58" New size is equivalent to 48" old sleeper size and the 72" new size is equivalent to 63" old sleeper size.


EXTENSION








58" / 72"

SOLD IN PAIRS

FITS OLD SIZE 48" AND 63" SLEEPER SIZES.

FITS ALSO PETERBILT 388 (2007+) MODELS WITH 58" OR 72" SLEEPERS.



PART NO.	DESCRIPTION	LIGHT QTY.	LIGHT PART NO.	YEAR
TP-1566	Blank		-	2007 - 2013
TP-1567	2" Light Holes	8	-	2007 - 2013
TP-1567L	2" Amber LEDs with Bezels	8	TLED-2A / TBEZ-2CH4 	2007 - 2013
TP-1567LC	2" Clear Amber LEDs with Bezels	8	TLED-2TA / TBEZ-2CH4 	2007 - 2013
TP-1567LF	2" Flatline Amber LEDs with Bezels	8	TLED-F2A / TBEZ-2CH4 	2007 - 2013
TP-1567LFC	2" Flatline Clear Amber LEDs with Bezels	8	TLED-F2CA / TBEZ-2CH4 	2007 - 2013
TP-1568	Slotted Light Holes	4	-	2007 - 2013
TP-1568LF	Flatline Marker Amber LEDs	4	TLED-FGA 	2007 - 2013
TP-1568LFC	Flatline Marker Clear Amber LEDs	4	TLED-FGCA 	2007 - 2013
TP-1568LM	Generation Amber Marker LEDs	4	TLED-G4A 	2007 - 2013
TP-1568LMC	Generation Clear Amber Marker LEDs	4	TLED-G4CA 	2007 - 2013
TP-15162	Blank		-	2014+
TP-15119	Slotted Light Holes	4	-	2014+
TP-15119LF	Flatline Marker Amber LEDs	4	TLED-FGA 	2014+
TP-15119LFC	Flatline Marker Clear Amber LEDs	4	TLED-FGCA 	2014+
TP-15119LM	Generation Amber Marker LEDs	4	TLED-G4A 	2014+
TP-15119LMC	Generation Clear Amber Marker LEDs	4	TLED-G4CA 	2014+
TP-15146L	Mini Button Amber LEDs	8	TLED-B3A 	2014+
TP-15146LC	Mini Button Clear Amber LEDs	8	TLED-B3CA 	2014+

EXTENSION PANELS

Designed for Peterbilt 389 with 58" or 72" Sleepers. Are made to continue the sleeper kits to the end of the Sleeper. Hardware is included. The part numbers below refer to the new sleeper sizes; therefore, 78" new size is equivalent to 70" old sleeper size.


EXTENSION 78"

SOLD IN PAIRS

DIMENSIONS 4" WIDE

OLD SLEEPER SIZE IS 70".

FITS ALSO 388 (2007+)
MODELS WITH 78" SLEEPERS.



PART NO.	DESCRIPTION	LIGHT QTY.	LIGHT PART NO.		YEAR
TP-1572	Blank		-	-	2007-2013
TP-1573	2" Light Holes	4	-	-	2007-2013
TP-1573L	2" Amber LEDs with Bezels	4	TLED-2A & TBEZ-2CH4		2007-2013
TP-1573LC	2" Clear Amber LEDs with Bezels	4	TLED-2TA & TBEZ-2CH4		2007-2013
TP-1573LF	2" Flatline Amber LEDs with Bezels	4	TLED-F2A & TBEZ-2CH4		2007-2013
TP-1573LFC	2" Flatline Clear Amber LEDs with Bezels	4	TLED-F2CA & TBEZ-2CH4		2007-2013
TP-1574	Slotted Light Holes	2	-	-	2007-2013
TP-1574L	Flatline Marker Amber LEDs	2	TLED-FGA		2007-2013
TP-1574LFC	Flatline Marker Clear Amber LEDs	2	TLED-FGCA		2007-2013
TP-1574LM	Generation Amber Marker LEDs	2	TLED-G4A		2007-2013
TP-1574LMC	Generation Clear Amber Marker LEDs	2	TLED-G4CA		2007-2013
TP-15163	Blank		-	-	2014+
TP-15118	Slotted Light Holes	2	-	-	2014+
TP-15118LF	Flatline Marker Amber LEDs	2	TLED-FGA		2014+
TP-15118LFC	Flatline Marker Clear Amber LEDs	2	TLED-FGCA		2014+
TP-15118LM	Generation Amber Marker LEDs	2	TLED-G4A		2014+
TP-15118LMC	Generation Clear Amber Marker LEDs	2	TLED-G4CA		2014+
TP-15140L	Mini Button Amber LEDs	4	TLED-B3A		2014+
TP-15140LC	Mini Button Clear Amber LEDs	4	TLED-B3CA		2014+

PETERBILT 386

PETERBILT ULTRA SUNVISORS

Two bolts attach to each side of the cab. Made for doors with side mirror mounting. Brackets already attached to door. Remove original factory brackets and install TRUX sunvisor brackets. Depending on the year of the truck there is a possibility that drilling may be required on the front of the cab. All hardware is included.

14" DROP SUNVISOR

DIMENSIONS:
WIDTH 73"
SIDES 17"
MIDDLE 14"

DEPENDING ON YEAR ALSO
FITS MODELS: 330, 335, 337, 340,
348, 357, 365, 367, 378, 379,
384, 388



PART NO.	DESCRIPTION	YEAR
TSUN-P11	14" Ultra Cab Sunvisor comes with 6 front Brackets	2007+



PART NO.	DESCRIPTION	YEAR
TSUN-P14	14" Boltless Ultra Cab Sunvisor	2007+

14" BOLTLESS SUNVISOR

DIMENSIONS:
WIDTH 84"
SIDES 13.7"
MIDDLE 14"

DEPENDING ON YEAR ALSO
FITS MODELS: 330, 335, 337, 340, 348,
357, 365, 367, 378, 384, 388, 389

16" DROP SUNVISOR

TSUN-P16: ALSO FITS PETERBILT
330, 335, 340, 357, 378, 385.

65" WIDE



PART NO.	DESCRIPTION	YEAR
TSUN-P16	16" Ultra Cab Sunvisor comes with 6 front Brackets	2007+



FRONT FENDER TRIM 2006+

Install using 3M double sided tape.



FENDER TRIM

SOLD IN PAIRS

PART NO.	DESCRIPTION
TFT-PET386	Peterbilt 386 Front Side Fender Trim

HOODSHIELD BUG DEFLECTOR 2006+

Stainless steel hoodshield bug deflector install by drilling through the hood. Hardware included.



BUG DEFLECTOR

ALSO FITS 384

SOLD INDIVIDUALLY

PART NO.	DESCRIPTION
THOD-PET386	Peterbilt 386 Hoodshield Bug Deflector

FRESH AIR INTAKE COVERS 2007+

Stainless steel air intake that mounts on top of OEM grill. Install using supplied hardware and double sided 3M tape.



TP-1120



TP-1119

INTAKE COVERS

SOLD INDIVIDUALLY

PART NO.	DESCRIPTION
TP-1119	Peterbilt 386 Fresh Air Intake Cover - With Logo
TP-1120	Peterbilt 386 Fresh Air Intake Cover - Plain



386 CAB & SLEEPER KIT REFERENCE GUIDE

The below LED lights can be chosen and installed to any slotted cab & sleeper kit model listed below. To purchase a kit with LEDs assembled choose a cab & sleeper kit model that will fit your truck and add to the ending of the part number the letters that correspond to your light selection. All kits with chassis fairing are 1 5/8" wide.

LED LIGHTING OPTIONS



TLED-INF2A

SLOTTED PART NUMBER ENDING

TP-10##L



TLED-INF2CA

SLOTTED PART NUMBER ENDING

TP-10##LC



TLED-FG3A

SLOTTED PART NUMBER ENDING

TP-10##LF



TLED-FG3CA

SLOTTED PART NUMBER ENDING

TP-10##LFC



TLED-FG4A

SLIM PART NUMBER ENDING

TK-10##LF



TLED-FG4CA

SLIM PART NUMBER ENDING

TK-10##LFC

SLEEPER KIT OPTIONS WITH CHASSIS FAIRING

NEW 58" SLEEPER (EQUIVALENT TO OLD 48" SLEEPER)


	BLANK	SLOTTED (# OF LEDS)	SLIM (# OF LEDS)
WITH EXTENDER	TP-1039	TP-1040 (22)	TP-10109 (22)
WITHOUT EXTENDER	TP-10198	TP-10199 (18)	TP-10109 (22)

NEW 72" SLEEPER (EQUIVALENT TO OLD 63" SLEEPER)

	BLANK	SLOTTED (# OF LEDS)	SLIM (# OF LEDS)
WITH EXTENDER	TP-1037	TP-1038 (26)	TP-10108 (24)
WITHOUT EXTENDER	TP-10200	TP-10139 (22)	TP-10108 (24)

NEW 78" SLEEPER (EQUIVALENT TO OLD 70" SLEEPER)

	BLANK	SLOTTED (# OF LEDS)	SLIM (# OF LEDS)
WITH EXTENDER	TP-1035	TP-1036 (26)	TP-10107 (24)
WITHOUT EXTENDER	TP-10201	TP-10202 (24)	TP-10107 (24)



The below LED lights can be chosen and installed to any slotted cab & sleeper kit model listed below. To purchase a kit with LEDs assembled choose a cab & sleeper kit model that will fit your truck and add to the ending of the part number the letters that correspond to your light selection. All kits without chassis fairing are 3" wide.

LED LIGHTING OPTIONS



TLED-FGA

SLOTTED PART NUMBER ENDING

TP-10##LF



TLED-FGCA

SLOTTED PART NUMBER ENDING

TP-10##LFC



TLED-G4A

SLOTTED PART NUMBER ENDING

TP-10##LM



TLED-G4CA

SLOTTED PART NUMBER ENDING

TP-10##LMC

SLEEPER KIT OPTIONS WITHOUT CHASSIS FAIRING

NEW 58" SLEEPER (EQUIVALENT TO OLD 48" SLEEPER)

	BLANK	SLOTTED (# OF LEDS)
WITH EXTENDER	TP-10203	TP-10204 (16)
WITHOUT EXTENDER	TP-10205	TP-10206 (12)

NEW 72" SLEEPER (EQUIVALENT TO OLD 63" SLEEPER)

	BLANK	SLOTTED (# OF LEDS)
WITH EXTENDER	TP-1053	TP-1054 (18)
WITHOUT EXTENDER	TP-10207	TP-10208 (14)

NEW 78" SLEEPER (EQUIVALENT TO OLD 70" SLEEPER)

	BLANK	SLOTTED (# OF LEDS)
WITH EXTENDER	TP-1051	TP-1052 (18)
WITHOUT EXTENDER	TP-10209	TP-10210 (16)

PETERBILT 379/386/388/389

WINDSHIELD TRIMS 1987+

WINDOW CONTOUR

STAINLESS STEEL 3 PIECE KIT (INCLUDING THE WINDSHIELD CENTER TRIM)

INSTALL USING DOUBLE SIDED 3M TAPE.



PART NO.	DESCRIPTION
TP-0196	Peterbilt Stainless Steel Window Contour 3 Piece Kit



WINDSHIELD CENTER TRIM

WINDSHIELD CENTER TRIM CAN BE ORDERED WITH TP-0196.

STAINLESS STEEL INSTALL BY SCREWING INTO THE CENTER COLUMN.

HARDWARE INCLUDED.

FITS PETERBILT 379, 378 AND 377 MODELS.

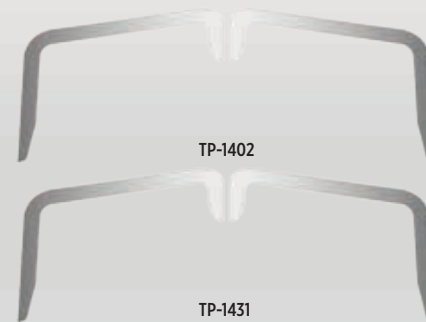
PART NO.	DESCRIPTION
TP-1403	Peterbilt Stainless Steel Center Window Trim

DOOR WINDOW DEFLECTORS

Designed to fit models with 1.9M cab. Please note that TP-1401 & TP-1431 will not fit NGP cab 387, 587, 579, 567. Install using supplied 3M double sided tape.

DOOR WINDOW SHADES

SOLD IN PAIRS



PART NO.	DESCRIPTION	YEAR
TP-1401	Peterbilt Window Shade-Convex Mirror Cutout on Passenger Side	2005-2012
TP-1402	Peterbilt Window Shade-No Convex Mirror Arm Cutout on Passenger Side	2005+
TP-1431	Peterbilt Window Shade - Convex Mirror Cutout on Passenger Side	2012+

WIPER ARM COVERS 1987+

Stainless Steel. Install using double sided 3M tape.

WIPER ARM COVER

SOLD IN PAIRS



PART NO.	DESCRIPTION
TP-0130	Peterbilt Wiper Arm Cover

REAR WINDOW VISOR

Designed for Peterbilt models with 37" window. Install with supplied hardware kit.



REAR WINDOW VISOR

SOLD INDIVIDUALLY

PART NO.	DESCRIPTION
TP-1407	Peterbilt Universal Sleeper Rear Window Visor

DOOR HANDLE TRIMS

Made with Chrome Plastic. Install with double sided 3M tape.

DOOR HANDLE COVERS



PART NO.	DESCRIPTION
TP-2020	Door Handle Cover for PET & KW (Driver)
TP-2020P	Door Handle Cover for PET & KW (Passenger)
TP-2021A	Door Handle Cover for PET & KW with 6 Amber LED's (Driver)
TP-2021AP	Door Handle Cover for PET & KW with 6 Amber LED's (Passenger)
TP-2021B	Door Handle Cover for PET & KW with 6 Blue LED's (Driver)
TP-2021BP	Door Handle Cover for PET & KW with 6 Blue LED's (Passenger)

PART NO.	DESCRIPTION
TP-2021G	Door Handle Cover for PET & KW with 6 Green LED's (Driver)
TP-2021GP	Door Handle Cover for PET & KW with 6 Green LED's (Passenger)
TP-2021P	Door Handle Cover for PET & KW with 6 Purple LED's (Driver)
TP-2021PP	Door Handle Cover for PET & KW with 6 Purple LED's (Passenger)
TP-2021R	Door Handle Cover for PET & KW with 6 Red LED's (Driver)
TP-2021RP	Door Handle Cover for PET & KW with 6 Red LED's (Passenger)



DOOR HANDLE COVERS

PART NO.	DESCRIPTION
TU-1002	Door Handle Cover (Driver)
TU-1002P	Door Handle Cover (Passenger)
TU-1001A	Door Handle Cover with 6 Amber LED's (Driver)
TU-1001AP	Door Handle Cover with 6 Amber LED's (Passenger)
TU-1001B	Door Handle Cover with 6 Blue LED's (Driver)
TU-1001BP	Door Handle Cover with 6 Blue LED's (Passenger)

PART NO.	DESCRIPTION
TU-1001G	Door Handle Cover with 6 Green LED's (Driver)
TU-1001GP	Door Handle Cover with 6 Green LED's (Passenger)
TU-1001P	Door Handle Cover with 6 Purple LED's (Driver)
TU-1001PP	Door Handle Cover with 6 Purple LED's (Passenger)
TU-1001R	Door Handle Cover with 6 Red LED's (Driver)
TU-1001RP	Door Handle Cover with 6 Red LED's (Passenger)

PETERBILT 379/386/388/389

DOOR WINDOW TRIMS

DOOR WINDOW TRIM RING

SOLD INDIVIDUALLY
STAINLESS STEEL
INSTALL WITH 3M TAPE



PART NO.	DESCRIPTION
TP-1411	Peterbilt 379 Door Window Trim Ring (1987-2004)



PART NO.	DESCRIPTION
TP-1412	Peterbilt Passenger Door Window Trim Bezel (2004 & Earlier)
TP-1413	Peterbilt Door Window Trim Bezel (2005+)

DOOR WINDOW TRIM BEZELS

SOLD INDIVIDUALLY
STAINLESS STEEL
INSTALL WITH SILICONE

PETERBILT TRAILER SERVICE BOXES

Mounts behind cab or sleeper. Installed using supplied hardware kit.

TRAILER SERVICE BOXES

FITS ALL PETERBILT MODELS



PART NO.	DESCRIPTION	LIGHT QTY.	LIGHT PART NO.	
TP-1632	Peterbilt Trailer Service Box	-	-	-
TP-1651	Peterbilt Trailer Service Box - Closed Back	-	-	-
TP-1645	Peterbilt Trailer Service Box - Slotted Light Holes	3	-	-
TP-1645LF	Peterbilt Trailer Service Box - Slim Flatline Red LEDs	3	TLED-FG4A	
TP-1645LFC	Peterbilt Trailer Service Box - Slim Flatline Clear Red LEDs	3	TLED-FG4CA	



HOOD EMBLEM ACCENTS

Install stainless steel hood emblem accents using existing emblem mounting studs and double sided 3M Tape.



HOOD EMBLEM ACCENTS

SOLD IN PAIRS

FITS PET 379 (1987-2005), 386 (2007+), 388 (2007+), 389 (2007+)



PART NO.	DESCRIPTION
TP-1611	Peterbilt Universal Hood Emblem Accent - Checkered Flag
TP-1614	Peterbilt Universal Hood Emblem Accent - Flame Accent
TP-1619	Peterbilt Universal Hood Emblem Accent - Oval Accent

REAR SLEEPER SHOCK COVERS

Designed for Peterbilt 379 models with bunks. The Rear Sleeper Shock cover is slotted and tacked. Install using existing hardware.

SHOCK COVERS

SOLD IN PAIRS



TP-1418



TP-1419



TP-1420



TP-1421

PART NO.	DESCRIPTION
TP-1418	70" Sleeper (Slotted)
TP-1419	70" Sleeper (Welded - Round Hole)
TP-1420	63" Sleeper (Slotted)
TP-1421	63" Sleeper (Welded - Round Hole)

CHOP TOPS

Install using double sided 3M tape.

CHOP TOPS

SOLD IN PAIRS



TP-1436



TP-1437



TP-1438



TP-1439



TP-1439

PART NO.	DESCRIPTION
TP-1436	5" Chop Top Window Panel - Door Mounted Mirror
TP-1437	5" Chop Top Window Panel - Cab Mounted Mirror
TP-1438	5" Flange Chop Top Window - Cab Mounted Mirror
TP-1439	5" Flange Chop Top Window - Door Mounted Mirror

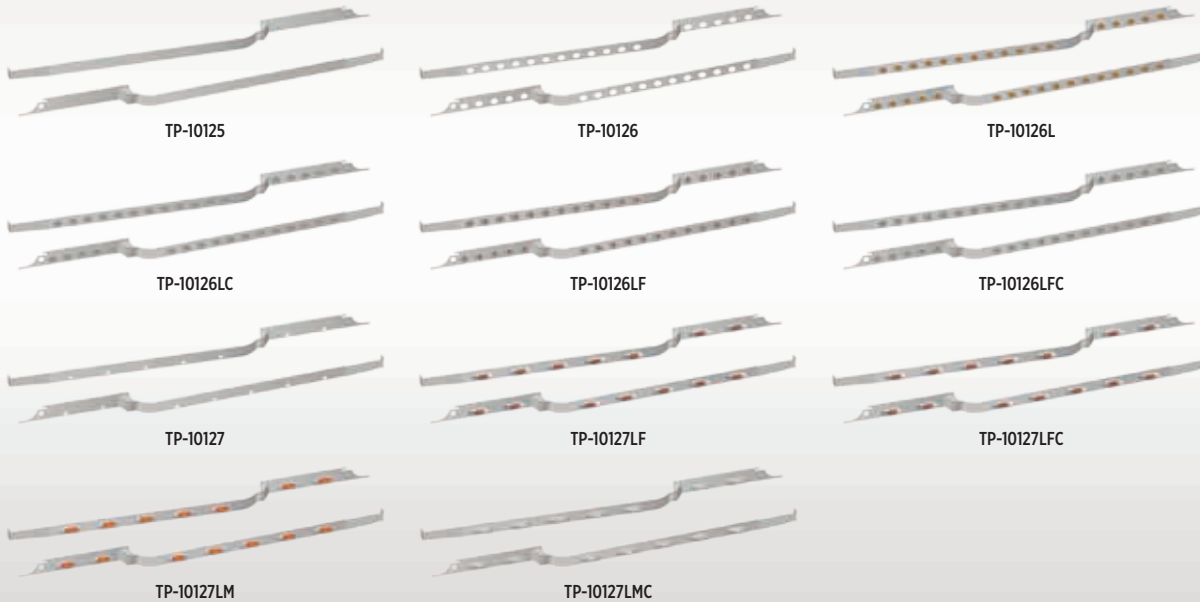
CAB, SLEEPER & EXTENSION KITS 2011+

Kits include cab, sleeper and extender. These are designed to fit the new sleeper size 75" or old sleeper size 70" with raised roof. All kits with LEDs are installed with bezels. Wire harness and hardware is included some drilling may be required.

75"

KITS

SOLD IN PAIRS



PART NO.	DESCRIPTION	LIGHT QTY.	LIGHT PART NO.		
TP-10125	Blank	-	-	-	-
TP-10126	2" Light Holes	34	-	-	-
TP-10126L	2" Amber LEDs with Bezels	34	TLED-2A / TBEZ-2CH4		
TP-10126LC	2" Clear Amber LEDs with Bezels	34	TLED-2TA / TBEZ-2CH4		
TP-10126LF	2" Flatline Amber LEDs with Bezels	34	TLED-F2A / TBEZ-2CH4		
TP-10126LFC	2" Flatline Clear Amber LEDs with Bezels	34	TLED-F2CA / TBEZ-2CH4		
TP-10127	Slotted Light Holes	14	-	-	-
TP-10127LF	Flatline Marker Amber LEDs	14	TLED-FGA		
TP-10127LFC	Flatline Marker Clear Amber LEDs	14	TLED-FGCA		
TP-10127LM	Generation Amber Marker LEDs	14	TLED-G4A		
TP-10127LMC	Generation Clear Amber Marker LEDs	14	TLED-G4CA		

FENDER CLEARANCE INDICATOR LIGHT ACCENT

Designed to accent the indicator light by installing with supplied double sided 3M tape.

FENDER CLEARANCE

SOLD IN PAIRS



PART NO.	DESCRIPTION	YEAR
TP-1217	Peterbilt 587 Fender Clearance / Indicator Light Accent	2011+

WIPER ARM COVER

Install using supplied double sided 3M tape.



WIPER ARM COVER

SOLD IN PAIRS

PART NO.	DESCRIPTION	YEAR
TP-1435	Peterbilt 587 Wiper Arm Covers	2011+

PETERBILT 587

SUNVISOR 2000+

OEM replacement mounts directly on existing bracket hole locations. Installs by removing the original factory brackets and using TRUX brackets and hardware

15.5"
DROPSUNVISOR

ALSO FITS: 387



PART NO.	DESCRIPTION	YEAR
TSUN-P28	15 1/2" Peterbilt 587 Sunvisor	2000+

BATTERY / TOOL BOX COVERS

BATTERY
BOX COVER



PART NO.	DESCRIPTION
TP-1623	Peterbilt 387-587 120" Battery Box Cover - Driver Side All Years



TOOL BOX
COVER

PART NO.	DESCRIPTION
TP-1624	Peterbilt 387-587 120" Tool Box Cover - Passenger Side All Years

HOODSHIELD BUG DEFLECTOR 2012+

Install by drilling through the hood. Hardware included.

BUG
DEFLECTOR

STAINLESS STEEL 51" WIDE



PART NO.	DESCRIPTION
THOD-PET587	Hoodshield Bug Deflector for Peterbilt 587

FENDER GUARD

Attaches under the headlight with double sided 3M tape & supplied hardware. Drilling maybe required.

587 HEADLIGHT TRIM

SOLD IN PAIRS




PART NO.	DESCRIPTION	YEAR
TP-1216	Peterbilt 587 Fender Guard	2011+

AIR INTAKE GRILL

The intake grill replaces the existing OEM air intake on the hood. Install with double sided 3M tape.

587 AIR INTAKE GRILL

SOLD IN PAIRS



PART NO.	DESCRIPTION	YEAR
TP-1128	Peterbilt 587 Air Intake Grill	2011+

DOOR WINDOW TRIM

Install the door window trim by attaching below the passenger and driver door window with double sided 3M tape.



587 DOOR WINDOW ACCENT

SOLD IN PAIRS

PART NO.	DESCRIPTION	YEAR
TP-1429	Peterbilt 587 Door Window Accent	2011+

BUMPER INSERT

Bumper inserts are designed to protect the paint on bumper. Install using supplied hardware & double sided 3M tape.



587 BUMPER / FOOT HOLE STEP INSERT

PART NO.	DESCRIPTION	YEAR
TP-1711	Peterbilt 587 Bumper / Foot Hole Step Insert	2011+





PETERBILT 579

ULTRA CAB SUNVISORS 2013+

OEM replacement mounts directly on existing bracket hole locations. Install by removing the original factory brackets & using TRUX brackets and hardware.

15" DROP SUNVISORS



PART NO.	DESCRIPTION	LIGHT QTY.	LIGHT PART NO.	
TSUN-P27	Blank	-	-	-
TSUN-P27LF	Flatline Marker Amber LEDs	5	TLED-FGA	
TSUN-P27LFC	Flatline Marker Clear Amber LEDs	5	TLED-FGCA	
TSUN-P27LM	Generation Amber Marker LEDs	5	TLED-G4A	
TSUN-P27LMC	Generation Clear Amber Marker LEDs	5	TLED-G4CA	

GRILL SURROUND

Install by drilling through hood. Hardware included.



GRILL SURROUND

SIDE HOOD TRIM

Side trim designed to fit Peterbilt 579 long hood only. Install with double sided 3M tape.



SIDE HOOD TRIM

SOLD IN PAIRS

PART NO.	DESCRIPTION	YEAR
TP-1131	Peterbilt 579 Grill Surround	2013+

PART NO.	DESCRIPTION	YEAR
TP-1129	Peterbilt 579 Side Hood Trim	2013+

HOODSHIELD BUG DEFLECTOR

Install by drilling through hood. Hardware included.

BUG DEFLECTOR

STAINLESS STEEL 51" WIDE



PART NO.	DESCRIPTION	YEAR
THOD-PET579	Hoodshield Bug Deflector for Peterbilt 579	2013+

FENDER TRIM

4 Piece set designed to fit Peterbilt 579 long hood models only. Attaches with double sided 3M tape.



FENDER TRIM

SOLD IN PAIRS

PART NO.	DESCRIPTION	YEAR
TFT-PET579	Peterbilt 579 Front Side Fender Trim	2013+

FENDER GUARD

Attaches under the headlight with double sided 3M tape & supplied hardware.



HEADLIGHT TRIM

SOLD IN PAIRS

PART NO.	DESCRIPTION	YEAR
TP-1218	Peterbilt 579 Headlight Trim	2013+

CHROME INTAKE BEZEL

The intake grill replaces the existing OEM air intake grill. Install with double sided 3M tape.



CHROME AIR INTAKE GRILL

SOLD IN PAIRS

PART NO.	DESCRIPTION	YEAR
TP-1123	Peterbilt 579 Chrome Air Intake Grill	2013+

PETERBILT 579

DOOR HANDLE TRIM 2013+

Install with double sided 3M tape.

DOOR HANDLE TRIM

ALSO FITS PETERBILT 567.



PART NO.	DESCRIPTION
TP-1433	Peterbilt 579 Door Handle Trim

DOOR WINDOW TRIMS 2013+

Attaches under the door window with double sided 3M tape.

DOOR WINDOW TRIMS

SOLD IN PAIRS

ALSO FITS: PETERBILT 567.



PART NO.	DESCRIPTION
TP-1434	Peterbilt 579 Door Window Accent
TP-1440	Peterbilt 579 Window Shade

STEP TRIMS

Install using supplied hardware and double sided 3M tape.



TP-1646



TP-1648

STEP TRIMS

SOLD IN PAIRS

PART NO.	DESCRIPTION
TP-1643	Peterbilt 579 Lower Back Step Trim
TP-1646	Peterbilt 579 Back Step Trim - Upper
TP-1648	Peterbilt 579 Front Step Trim

BUMPER ACCENT 2013+

Designed to fit Peterbilt 579 models without fog lights. Install using double sided 3M tape.



BUMPER ACCENT

SOLD AS A KIT.

PART NO.	DESCRIPTION
TP-1713	Peterbilt 579 Bumper Accent Inserts for Use Without Fog Lights

PETERBILT 579 REFERENCE GUIDE



579 CAB & SLEEPER KIT REFERENCE GUIDE

The below LED lights can be chosen and installed to any slotted cab & sleeper kit model listed below. To purchase a kit with LEDs assembled choose a cab & sleeper kit model that will fit your truck and add to the ending of the part number the letters that correspond to your light selection.

LED LIGHTING OPTIONS



TLED-FGA

SLOTTED PART NUMBER ENDING

TP-10##LF



TLED-FGCA

SLOTTED PART NUMBER ENDING

TP-10##LFC



TLED-G4A

SLOTTED PART NUMBER ENDING

TP-10##LM



TLED-G4CA

SLOTTED PART NUMBER ENDING

TP-10##LMC

SHORT HOOD

(All Short Hood Kits Come with an Extender)

44" SLEEPER		
2 1/2" WIDE		
	BLANK	SLOTTED (# OF LEDS)
NO BLOCKHEATER	-	TP-15164 (14)
BLOCKHEATER HOLE	-	TP-15165 (14)
2 BLOCKHEATER HOLES	-	TP-15166 (14)

72" SLEEPER					
		2 1/2" WIDE		3" WIDE (CAB EXHAUST)	
		BLANK	SLOTTED (# OF LEDS)	BLANK	SLOTTED (# OF LEDS)
NO BLOCKHEATER	TP-10146	TP-10150 (18)	TP-10145	TP-10149 (18)	
BLOCKHEATER HOLE	TP-10148	TP-10152 (18)	TP-10147	TP-10151 (18)	
2 BLOCKHEATER HOLES	-	-	-	-	

80" SLEEPER					
		2 1/2" WIDE		3" WIDE (CAB EXHAUST)	
		BLANK	SLOTTED (# OF LEDS)	BLANK	SLOTTED (# OF LEDS)
NO BLOCKHEATER	-	-	-	-	-
BLOCKHEATER HOLE	TP-10157	TP-10144 (18)	TP-10154	TP-10156 (18)	
2 BLOCKHEATER HOLES	TP-10158	TP-10159 (18)	TP-10153	TP-10155 (18)	

PETERBILT 579 REFERENCE GUIDE



LONG HOOD WITHOUT EXTENDER

(2 1/2" Wide)

44" SLEEPER		
	BLANK	SLOTTED (# OF LEDS)
NO BLOCKHEATER	TP-10160	TP-10163 (10)
BLOCKHEATER HOLE	TP-10161	TP-10164 (10)
2 BLOCKHEATER HOLES	TP-10162	TP-10165 (10)

72" SLEEPER		
	BLANK	SLOTTED (# OF LEDS)
NO BLOCKHEATER	TP-10117	TP-10119 (14)
BLOCKHEATER HOLE	TP-10118	TP-10120 (14)
2 BLOCKHEATER HOLES	TP-10166	TP-10167 (14)

80" SLEEPER		
	BLANK	SLOTTED (# OF LEDS)
NO BLOCKHEATER	TP-10135	TP-10136 (16)
BLOCKHEATER HOLE	TP-10137	TP-10138 (16)
2 BLOCKHEATER HOLES	TP-10168	TP-10169 (16)

LONG HOOD WITH EXTENDER

44" SLEEPER		
	2 1/2" WIDE	
	BLANK	SLOTTED (# OF LEDS)
NO BLOCKHEATER	TP-10170	TP-10173 (14)
BLOCKHEATER HOLE	TP-10171	TP-10174 (14)
2 BLOCKHEATER HOLES	TP-10172	TP-10175 (14)

72" SLEEPER				
	2 1/2" WIDE		3" WIDE (CAB EXHAUST)	
	BLANK	SLOTTED (# OF LEDS)	BLANK	SLOTTED (# OF LEDS)
NO BLOCKHEATER	TP-10113	TP-10115 (18)	TP-10177	TP-10179 (18)
BLOCKHEATER HOLE	TP-10114	TP-10116 (18)	TP-10178	TP-10142 (18)
2 BLOCKHEATER HOLES	TP-10176	TP-10140 (18)	-	-

80" SLEEPER				
	2 1/2" WIDE		3" WIDE (CAB EXHAUST)	
	BLANK	SLOTTED (# OF LEDS)	BLANK	SLOTTED (# OF LEDS)
NO BLOCKHEATER	TP-10132	TP-10133 (18)	-	-
BLOCKHEATER HOLE	TP-10134	TP-10130 (18)	TP-10181	TP-10183 (18)
2 BLOCKHEATER HOLES	TP-10180	TP-10131 (18)	TP-10182	TP-10143 (18)

PETERBILT 387

SUNVISOR (ALL YEARS)

Install by removing the original factory brackets & using TRUX brackets .

15" DROP SUNVISOR

FITS PETERBILT 387 MODELS THAT HAVE A RAISED ROOF, CURVED GLASS WINDSHIELD AND MIRROR ON THE DOORS.

ALSO FITS: PETERBILT 587



PART NO.	DESCRIPTION
TSUN-P28	15" Peterbilt 387 Sunvisor

HOODSHIELD BUG DEFLECTOR

Stainless steel. Install by drilling through the hood. Hardware included.

BUG DEFLECTOR

ALSO FITS PETERBILT 587



PART NO.	DESCRIPTION	YEAR
THOD-PET387	Hoodshield Bug Deflector for Peterbilt 387	2000+

FENDER TRIM

Installed with 3M Double Sided Tape.

FENDER TRIM

SOLD IN PAIRS

1/2" WIDE



PART NO.	DESCRIPTION	YEAR
TFT-PET387	Peterbilt 387 Front Side Fender Trim	2005+

FLAME EMBLEM FOR AIR INTAKE

AIR INTAKE TRIM

SOLD IN PAIRS

INSTALL WITH 3M TAPE

ALSO FITS PETERBILT 587



PART NO.	DESCRIPTION
TP-1121	Peterbilt 387 Flame Emblem Air Intake Trim

CAB, SLEEPER & EXTENSION PANEL KITS (ALL YEARS)

70" KITS

SOLD IN PAIRS

DIMENSION 4" WIDE

DRILLING MAYBE REQUIRED.

ALL PANELS WITH LEDs
ARE INSTALLED WITH
BEZELS TBEZ-2CH4.



TP-10142

TP-10141

TP-10141LF



TP-10141FC

TP-10141M

TP-10141MC



TP-1043L








TP-1043LC

TP-1043LF



TP-1043LFC



PART NO.	DESCRIPTION	LIGHT QTY.	LIGHT PART NO.	
TP-1042	Blank	-	-	-
TP-1041	Slotted Light Holes	12	-	-
TP-1041LF	Flatline Amber Marker LEDs	12	TLED-FGA	
TP-1041FC	Flatline Clear Amber Marker LEDs	12	TLED-FGCA	
TP-1041LM	Generation Amber Marker LEDs	12	TLED-G4A	
TP-1041MC	Generation Clear Amber Marker LEDs	12	TLED-G4CA	
TP-1043	Round Light Holes	18	-	-
TP-1043L	2" Amber LEDs	18	TLED-2A	
TP-1043LC	2" Clear Amber LEDs	18	TLED-2TA	
TP-1043LF	2" Flatline Amber LEDs	18	TLED-F2A	
TP-1043LFC	2" Flatline Clear Amber LEDs	18	TLED-F2CA	

PETERBILT 387

SCUFF PANEL (ALL YEARS)

Install with double sided 3M tape.

FAIRING SCUFF PANEL



PART NO.	DESCRIPTION
TP-1622	Peterbilt 387 Fairing Scuff Panel

BATTERY / TOOL BOX COVERS

BATTERY BOX COVER



PART NO.	DESCRIPTION
TP-1623	Peterbilt 387-587 120" Battery Box Cover - Driver Side All Years



PART NO.	DESCRIPTION
TP-1624	Peterbilt 387-587 120" Tool Box Cover - Passenger Side All Years

TOOL BOX COVER



BUMPER BARS (ALL YEARS)

Install using supplied hardware.

BUMPER LIGHT BARS

DIMENSIONS: 4.5"



PART NO.	DESCRIPTION
TP-1704	Peterbilt 387 Bumper Light Bar with 28 x 2" Light Holes
TP-1704L	Peterbilt 387 Bumper Light Bar with 28 x 2" LEDs & Bezels
TP-1704LC	Peterbilt 387 Bumper Light Bar with 28 x 2" Clear LEDs & Bezels
TP-1704LF	Peterbilt 387 Bumper Light Bar with 28 x 2" Flatline LEDs & Bezels
TP-1704LFC	Peterbilt 387 Bumper Light Bar with 28 x 2" Clear Flatline LEDs & Bezels
TP-1707	Peterbilt 387 Blank Bumper Light Bar

PETERBILT 365 / 367


HOODSHIELD BUG DEFLECTORS 2007+

Install by drilling through the hood. Hardware is included.

BUG DEFLECTOR

ALSO FITS PETERBILT 367, 385 MODELS 2007+ WITH SET BACK AXLES.

THIS BUG DEFLECTOR WILL NOT FIT ON THE PETERBILT 367 MODEL WITH POWER TAKE OFF.



BUG DEFLECTOR

48" WIDE

ALSO FITS PETERBILT 365, 367 2007+

PART NO.	DESCRIPTION
THOD-PET365	Hoodshield Bug Deflector for Peterbilt 365 - Set Back Axle Models

PART NO.	DESCRIPTION
THOD-PET367	Hoodshield Bug Deflector for Peterbilt 367 Set Forward Axle

SET BACK AXLE FENDER GUARD 2007+

Installed using supplied hardware kit.

FENDER GUARD

SOLD IN PAIRS

ALSO FITS PETERBILT 365, 367 MODELS WITH SET BACK AXLE.



PART NO.	DESCRIPTION
TP-1212	Peterbilt 367 Fender Guard for Set Back Axle

SET FORWARD AXLE FENDER GUARDS 2008+

Installed using supplied hardware kit.

FENDER GUARDS

SOLD IN PAIRS



TP-1214

PART NO.	DESCRIPTION
TP-1213	Peterbilt 367 Fender Guard for Forward Axle - Single Headlight
TP-1214	Peterbilt 367 Fender Guard for Forward Axle - Double Headlight

PET. 367 FORWARD AXLE CAB PANELS 2007+

Mount underneath cab, all cab panels with LEDs are installed with bezels. (Drilling maybe required). Install using supplied hardware kit.



TP-1320



TP-1320LF



TP-1320LFC



TP-1320LM



TP-1320LMC

**CAB
PANELS**
SOLD IN PAIRS
4" WIDE

PART NO.	DESCRIPTION	LIGHT QTY.	LIGHT PART NO.	
TP-1320	Slotted Light Holes	6	-	-
TP-1320LF	Flatline Marker Amber LEDs	6	TLED-FGA	
TP-1320LFC	Flatline Marker Clear Amber LEDs	6	TLED-FGCA	
TP-1320LM	Generation Amber Marker LEDs	6	TLED-G4A	
TP-1320LMC	Generation Clear Amber Marker LEDs	6	TLED-G4CA	

PET. 367 FORWARD AXLE FORMED COWL PANEL WITH HOLE FOR FACTORY LIGHT 2008+

Designed to fit Peterbilt 367 models with set forward axle. Includes a cutout for OEM light. Install using supplied hardware. Cowl panels ending with letters include lights.



TP-1326



TP-1326LF



TP-1326LFC



TP-1326LM



TP-1326LMC

**COWL
PANELS**
SOLD IN PAIRS

PART NO.	DESCRIPTION	LIGHT QTY.	LIGHT PART NO.	
TP-1326	Slotted Light Holes	6	-	-
TP-1326LF	Flatline Marker Amber LEDs	6	TLED-FGA	
TP-1326LFC	Flatline Marker Clear Amber LEDs	6	TLED-FGCA	
TP-1326LM	Generation Amber Marker LEDs	6	TLED-G4A	
TP-1326LMC	Generation Clear Amber Marker LEDs	6	TLED-G4CA	

PET. 357 HOODSHIELD BUG DEFLECTOR

Drilling through the hood is required.

**BUG
DEFLECTOR**




PART NO.	DESCRIPTION
THOD-PET357	Peterbilt 357 Hoodshield Bug Deflector (All Years)

PET. 357 FENDER GUARD

Bolts onto the grill bracket. Install using supplied hardware.

**FENDER
GUARD**

SOLD IN PAIRS



PART NO.	DESCRIPTION
TP-1215	Peterbilt 357 Blank Fender Guard

PETERBILT MEDIUM DUTY

HOODSHIELD BUG DEFLECTORS

Drilling through the hood is required.

BUG DEFLECTOR

FITS ALL YEARS FOR 330 ONLY



PART NO.	DESCRIPTION
THOD-PET330	Hoodshield Bug Deflector for Peterbilt 330

BUG DEFLECTOR

FITS ALL YEARS FOR 335, 337, 340, 348



PART NO.	DESCRIPTION
THOD-PET335	Hoodshield Bug Deflector for Peterbilt 325 - 335 - 337 - 348

BUG DEFLECTORS



THOD-PET325



THOD-PET567

PART NO.	DESCRIPTION	YEAR
THOD-PET325	Hoodshield Bug Deflector for Peterbilt 325	2009+
THOD-PET567	Hoodshield Bug Deflector for Peterbilt 567	2013+







KENWORTH

KENWORTH W900L

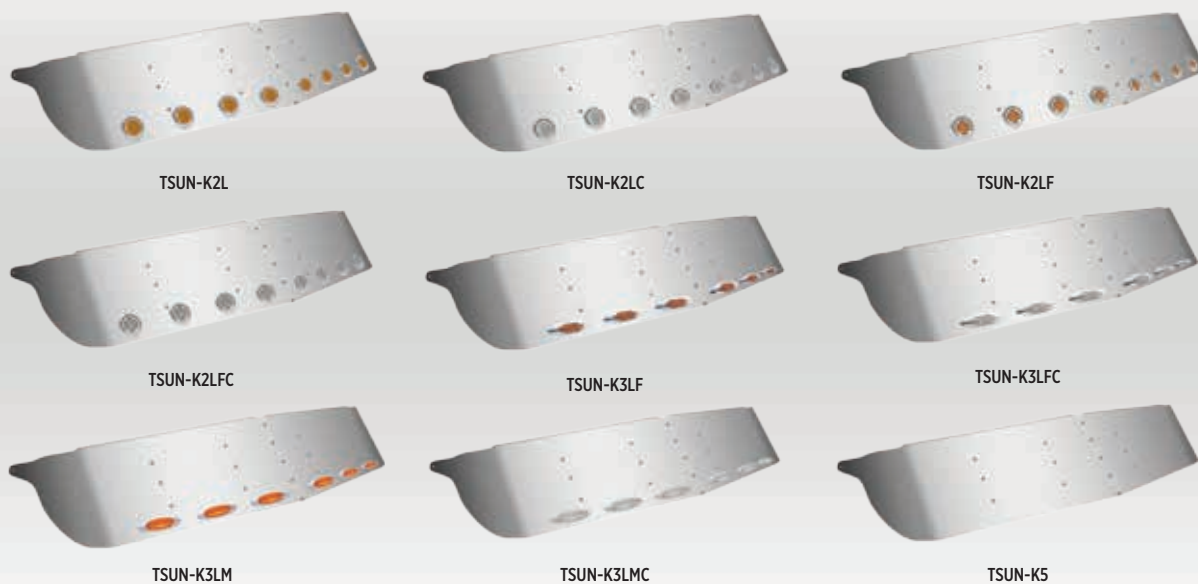
W900L / B CURVED GLASS SUNVISORS

TRUX definition of curved glass windshield is that on both passenger and driver sides near the doors, the windshield curves approximately three inches towards the back of the truck. Comes with 5 front brackets. Drilling is required for installation. Will fit a 1 piece or 2 piece windshield. Will not replace fiberglass sunvisor. Remove original factory brackets and install TRUX sunvisor brackets. Hardware kit Included.

14" DROP CURVED GLASS

TSUN-K1, K2, K3 DIMENSIONS:
WIDTH 68 1/2".
ALSO FITS: T600.

TSUN-K5 DIMENSIONS:
WIDTH 66 1/2".
ALSO FITS: T800



PART NO.	DESCRIPTION	LIGHT QTY.	LIGHT PART NO.		YEAR
TSUN-K1	Blank	-	-	-	1990-2006
TSUN-K2	2" Light Holes	8	-	-	1990-2006
TSUN-K2L	2" Amber LEDs with Bezels	8	TLED-2A / TBEZ-2CH4		1990-2006
TSUN-K2LC	2" Clear Amber LEDs with Bezels	8	TLED-2TA / TBEZ-2CH4		1990-2006
TSUN-K2LF	2" Flatline Amber LEDs with Bezels	8	TLED-F2A / TBEZ-2CH4		1990-2006
TSUN-K2LFC	2" Flatline Clear Amber LEDs with Bezels	8	TLED-F2CA / TBEZ-2CH4		1990-2006
TSUN-K3	Slotted Light Holes	6	-	-	1990-2006
TSUN-K3LF	Flatline Marker Amber LEDs	6	TLED-FGA		1990-2006
TSUN-K3LFC	Flatline Marker Clear Amber LEDs	6	TLED-FGCA		1990-2006
TSUN-K3LM	Generation Amber Marker LEDs	6	TLED-G4A		1990-2006
TSUN-K3LMC	Generation Clear Amber Marker LEDs	6	TLED-G4CA		2007+
TSUN-K5	Blank	-	-	-	2007+

W900L / B CURVED GLASS SUNVISORS

TRUX definition of curved glass windshield is that on both passenger and driver sides near the doors, the windshield curves approximately three inches towards the back of the truck. Comes with 5 front brackets. Drilling is required for installation. Will fit a 1 piece or 2 piece windshield. Will not replace fiberglass sunvisor. Remove original factory brackets and install TRUX sunvisor brackets. Hardware kit Included.

11" DROP CURVED GLASS

ALSO FITS: T800



BOWTIE BOLTLESS CURVED GLASS

REPLACES OEM STAINLESS STEEL SUNVISOR.

ALSO FITS: (AEROCAB) MODELS 1995+.

PART NO.	DESCRIPTION	YEAR
TSUN-K4	11" Kenworth W900L / B Curved Glass Sunvisor	1998 - 2006

PART NO.	DESCRIPTION	YEAR
TSUN-K6	13" Kenworth W900L / B Boltless, Bowtie Curved Glass Sunvisor	1995+

W900L / B FLAT GLASS SUNVISORS

TRUX definition of flat glass windshield is that on both passenger and driver sides near the doors, the windshield is perfectly straight. Comes with 3 front brackets. Drilling is required for installation. Will fit a 1 piece or 2 piece windshield. Will not replace fiberglass sunvisor. Remove original factory brackets and install TRUX sunvisor brackets. Hardware kit Included.

15" DROP FLAT GLASS

ALSO FITS: T800



13" DROP FLAT GLASS

REPLACES KENWORTH OEM TWO PIECE STAINLESS STEEL SUNVISORS.

PART NO.	DESCRIPTION	YEAR
TSUN-K8	15" Kenworth W900L / B Flat Glass Sunvisor	1998 - 2006

PART NO.	DESCRIPTION	YEAR
TSUN-K11	13" Kenworth W900L / B Flat Glass Sunvisor	2007+



10.5" DROP FLAT GLASS

ALSO FITS: C500, T600, T800.

WILL NOT FIT AEROCAB MODELS.

REPLACES KENWORTH OEM TWO PIECE STAINLESS STEEL SUNVISORS.

PART NO.	DESCRIPTION	YEAR
TSUN-K12	10.5" Kenworth W900L / B Flat Glass Sunvisor	1998 - 2006





KENWORTH W900L / B

LOUVERED GRILLS 1993+

Installs using supplied hardware kit. Louvered bars sold separately as well.

LOUVERED GRILLS



PART NO.	DESCRIPTION
TK-1002	Kenworth W900L Louvered Grill - 16 Bars
TK-1003	Kenworth W900L Angled Louvered Grill - 16 Bars
TK-1101	Kenworth W900L Replacement Grill Bar (Sold Individually)
TK-1102	Kenworth W900L Replacement Center Grill Bar - Shorter to Fit Grab Handle

HOODSHIELD BUG DEFLECTORS

Drilling into hood is required. Comes with hardware kit.

BUG DEFLECTORS




PART NO.	DESCRIPTION	DIMENSIONS
THOD-KW900L	Hoodshield Bug Deflector for Kenworth W900L (1989+)	Width 43
THOD-KW900B	Hoodshield Bug Deflector for Kenworth W900B (1967+)	Width 48

CENTER FILLER PANEL

Covers open space between bottom of grill and top of bumper. Hides hood hinges. Install by using the original grill bezel bolts.

BUMPER FILLER PANELS

SOLD INDIVIDUALLY.



PART NO.	DESCRIPTION
TK-1103	Kenworth W900L Stainless Steel Grill / Bumper Filler Panel
TK-1104	Kenworth W900B Stainless Steel Grill / Bumper Filler Panel

AIR INTAKE SHROUDS

Drilling into hood is required. Install using supplied hardware kit.



TK-1110

**AIR
INTAKE
SHROUDS**
SOLD IN PAIRS

PART NO.	DESCRIPTION	YEAR
TK-1107	Kenworth W900/ T800 Blank Air Filter Shroud	1982+
TK-1110	Kenworth W900L Metton Hood Blank Air Filter Shroud	2008+

FENDER GUARDS

Drilling is required. Install using supplied hardware kit.



TK-1204

**FENDER
GUARDS**
SOLD IN PAIRS

PART NO.	DESCRIPTION	DIMENSIONS
TK-1201	Kenworth W900L Headlight Surround Fender Guard	-
TK-1202	Kenworth W900B Headlight Surround Fender Guard	-
TK-1203	Kenworth W900L Fender Guard (1989+)	Width 20 7/8" - 22 1/8" x Height 7"
TK-1204	Kenworth W900B Aerocab models with Curved Glass Fender Guard	Width 17 1/2" - 20" x Height 9 3/4"

SIDE GRILL DEFLECTOR

Installs to the sides of the grill with OEM hardware.

FENDER MUDFLAP GUARD

Offers extra support to the front fender mudflap. Installs using OEM hardware.

SIDE DEFLECTOR

SOLD IN PAIRS



FENDER MUDFLAP GUARD

SOLD IN PAIRS

PART NO.	DESCRIPTION
TK-1105	Kenworth W900 Side Hood Deflector

PART NO.	DESCRIPTION
TK-1901	Kenworth W900L Front Fender Stainless Steel Mudflap Bracket

KENWORTH W900L / B

DAYLITE DOOR WINDOW SHADES

Designed for Kenworth trucks with daylight doors. Attaches with double sided 3M tape or optional hardware kit.

WINDOW SHADES

SOLD IN PAIRS



TK-1401

PART NO.	DESCRIPTION
TK-1401	Without Convex Mirror Arm Cutout
TK-1402	With Convex Mirror Arm Cutout

TOP HOOD ACCENT 2008 & EARLIER

Will not fit models with metton hoods. Attaches to the center ridge of the hood with double sided 3M tape and supplied hardware kit.



HOOD ACCENT

SOLD INDIVIDUALLY.

PART NO.	DESCRIPTION
TK-1111	Kenworth W900L Hood Strip

LICENSE PLATE / SWING PLATES 1993+

Fabricated with heavy gauge stainless steel, offering better resistance to road debris. No drilling is required, mounts onto existing bumper mounting bolt pattern. Comes with hardware kit & license plate bezels.

LICENSE PLATES



TK-1702



TK-1703

PART NO.	DESCRIPTION
TK-1701	Kenworth W900 Texas Style Bumper Swing Plate - 1 License Plate
TK-1702	Kenworth W900 Texas Style Bumper Swing Plate - 2 License Plates
TK-1703	Kenworth W900 Texas Style Bumper Swing Plate - 3 License Plates



STANDARD DONALDSON AIR CAN

The installation of the top lid is the difference between the standard and premium air cleaner cans.



THE STANDARD AIR CLEANER CAN TOP LID IS MOUNTED BY BOLTS THAT ARE AROUND THE LID.

PREMIUM DONALDSON AIR CAN



THE PREMIUM AIR CLEANER CAN HAS A TWIST OFF LID AND IS SECURED WITH BOLTS UNDERNEATH THE LID, OFFERING A CLEAN SLEEK LOOK.

W900L & W900B FIVE HOLE AIR CLEANER LIGHT BARS FOR STANDARD AIR CAN 2010+

Fits 15" Donaldson standard air cans. Wire harnesses are included.

PART NO.	DESCRIPTION	LIGHT QTY.	LIGHT PART NO.		YEAR
TK-1820	Round Light Holes	10	-	-	2010+
TK-1820L	2" Amber LEDs with Bezel	10	TLED-2A & TBEZ-2CH4		2010+
TK-1820LC	2" Clear Amber LEDs with Bezel	10	TLED-2TA & TBEZ-2CH4		2010+
TK-1820LF	2" Amber Flatline LEDs with Bezel	10	TLED-F2A & TBEZ-2CH4		2010+
TK-1820LFC	2" Clear Amber Flatline LEDs with Bezel	10	TLED-F2CA & TBEZ-2CH4		2010+



TK-1820

FRONT
15" DONALDSON
AIR CLEANER

19" LONG

SOLD IN PAIRS

ALSO FITS T800

W900L & W900B FIVE HOLE AIR CLEANER LIGHT BARS FOR STANDARD AIR CAN 2010+

Dimensions 19" long. Fits 13" Donaldson standard air cans. Attaches to the center of the air cleaner's brackets with existing hardware. Wire harnesses are included.

PART NO.	DESCRIPTION	LIGHT QTY.	LIGHT PART NO.		YEAR
TK-1830	Round Light Holes	10	-	-	2010+
TK-1830L	2" Amber LEDs with Bezel	10	TLED-2A & TBEZ-2CH4		2010+
TK-1830LC	2" Clear Amber LEDs with Bezel	10	TLED-2TA & TBEZ-2CH4		2010+
TK-1830LF	2" Amber Flatline LEDs with Bezel	10	TLED-F2A & TBEZ-2CH4		2010+
TK-1830LFC	2" Clear Amber Flatline LEDs with Bezel	10	TLED-F2CA & TBEZ-2CH4		2010+



TK-1830

FRONT
13" DONALDSON
AIR CLEANER

19" LONG

SOLD IN PAIRS

ALSO FITS T800

W900L & W900B FIVE HOLE AIR CLEANER LIGHT BARS FOR STANDARD AIR CAN 2010+

Fits 13" Donaldson standard air cans. Wire harnesses included. Attaches to the brackets between the cab and air cleaner with existing hardware.

PART NO.	DESCRIPTION	LIGHT QTY.	LIGHT PART NO.		YEAR
TK-1833	Round Light Holes	10	-	-	2010+
TK-1833L	2" Red LEDs with Bezel	10	TLED-2R & TBEZ-2CH4		2010+
TK-1833LC	2" Clear Red LEDs with Bezel	10	TLED-2TR & TBEZ-2CH4		2010+
TK-1833LF	2" Red Flatline LEDs with Bezel	10	TLED-F2R & TBEZ-2CH4		2010+
TK-1833LFC	2" Clear Red Flatline LEDs with Bezel	10	TLED-F2CR & TBEZ-2CH4		2010+



TK-1833

REAR
13" DONALDSON
AIR CLEANER

22.38" LONG

SOLD IN PAIRS

KENWORTH W900L / B

W900L & W900B FIVE HOLE AIR CLEANER LIGHT BARS FOR STANDARD AIR CAN 2010+

Fits 13" Donaldson standard air cans. Wire harnesses included. Attaches to the brackets between the cab and air cleaner with existing hardware.

REAR 15" DONALDSON AIR CLEANER

19" LONG

SOLD IN PAIRS



TK-1823

PART NO.	DESCRIPTION	LIGHT QTY.	LIGHT PART NO.		YEAR
TK-1823	Round Light Holes	10	-	-	2010+
TK-1823L	2" Red LEDs with Bezel	10	TLED-2R & TBEZ-2CH4		2010+
TK-1823LC	2" Clear Red LEDs with Bezel	10	TLED-2TR & TBEZ-2CH4		2010+
TK-1823LF	2" Red Flatline LEDs with Bezel	10	TLED-F2R & TBEZ-2CH4		2010+
TK-1823LFC	2" Clear Red Flatline LEDs with Bezel	10	TLED-F2CR & TBEZ-2CH4		2010+

W900L FIVE HOLE AIR CLEANER LIGHT BARS FOR STANDARD AIR CAN 2009-

For standard 13" (Donaldson) air cleaners only. Wire harnesses are included. Attaches to the center of the air cleaner with existing hardware.

FRONT 13" DONALDSON AIR CLEANER

21" LONG

SOLD IN PAIRS



TK-1803

PART NO.	DESCRIPTION	LIGHT QTY.	LIGHT PART NO.		YEAR
TK-1803	Round Light Holes	10	-	-	up to 2010
TK-1803L	2" Amber LEDs with Bezel	10	TLED-2A & TBEZ-2CH4		up to 2010
TK-1803LC	2" Clear Amber LEDs with Bezel	10	TLED-2TA & TBEZ-2CH4		up to 2010
TK-1803LF	2" Amber Flatline LEDs with Bezel	10	TLED-F2A & TBEZ-2CH4		up to 2010
TK-1803LFC	2" Clear Amber Flatline LEDs with Bezel	10	TLED-F2CA & TBEZ-2CH4		up to 2010

W900L SIX HOLE AIR CLEANER LIGHT BARS FOR STANDARD AIR CAN 2009-

Fits 15" Donaldson standard air cans. Attaches to the center of the air cleaner's brackets with existing hardware. Wire harnesses are included.

FRONT 15" DONALDSON AIR CLEANER

21" LONG

SOLD IN PAIRS







TK-1801

PART NO.	DESCRIPTION	LIGHT QTY.	LIGHT PART NO.		YEAR
TK-1801	Round Light Holes	12	-	-	up to 2010
TK-1801L	2" Amber LEDs with Bezel	12	TLED-2A & TBEZ-2CH4		up to 2010
TK-1801LC	2" Clear Amber LEDs with Bezel	12	TLED-2TA & TBEZ-2CH4		up to 2010
TK-1801LF	2" Amber Flatline LEDs with Bezel	12	TLED-F2A & TBEZ-2CH4		up to 2010
TK-1801LFC	2" Clear Amber Flatline LEDs with Bezel	12	TLED-F2CA & TBEZ-2CH4		up to 2010

W900L SIX HOLE AIR CLEANER LIGHT BARS FOR STANDARD AIR CAN 2009-

Fits 15" Donaldson standard air cans. Attaches to the center of the air cleaner's brackets with existing hardware. Wire harnesses are included.

PART NO.	DESCRIPTION	LIGHT QTY.	LIGHT PART NO.		YEAR
TK-1816	Slotted Light Holes	12	-	-	1982+
TK-1816LF	Flatline Marker Amber LEDs	12	TLED-FG2A		1982+
TK-1816LFC	Flatline Marker Clear Amber LEDs	12	TLED-FG2CA		1982+
TK-1816LM	Generation Amber Marker LEDs	12	TLED-G2A		1982+
TK-1816LMC	Generation Clear Amber Marker LEDs	12	TLED-G2CA		1982+








TK-1816

FRONT
13" / 15" DONALDSON
AIR CLEANER
21.77" LONG
SOLD IN PAIRS

W900L SEVEN HOLE AIR CLEANER LIGHT BARS FOR STANDARD AIR CAN 2009-

Fits 15" Donaldson standard air cans. Attaches to the center of the air cleaner's brackets with existing hardware. Wire harnesses are included.

PART NO.	DESCRIPTION	LIGHT QTY.	LIGHT PART NO.		YEAR
TK-1844	Slotted Light Holes	14	-	-	1982+
TK-1844LF	Flatline Marker Amber LEDs	14	TLED-FG2A		1982+
TK-1844LFC	Flatline Marker Clear Amber LEDs	14	TLED-FG2CA		1982+
TK-1844LM	Generation Amber Marker LEDs	14	TLED-G2A		1982+
TK-1844LMC	Generation Clear Amber Marker LEDs	14	TLED-G2CA		1982+





TK-1844

FRONT
13" / 15" DONALDSON
AIR CLEANER
21.77" LONG
SOLD IN PAIRS

W900L & W900B SEVEN HOLE BUTTON AIR CLEANER LIGHT BARS FOR STANDARD AIR CAN 2009-

Fits 15" Donaldson standard air cans. Attaches to the center of the air cleaner's brackets with existing hardware. Wire harnesses are included.

PART NO.	DESCRIPTION	LIGHT QTY.	LIGHT PART NO.		YEAR
TK-1848L	Amber Button Marker LEDs	14	TLED-B3A		1982+
TK-1848LC	Clear Amber Button Marker LEDs	14	TLED-B3CA		1982+



TK-1848L

FRONT
13" / 15" DONALDSON
AIR CLEANER
22.38" LONG
SOLD IN PAIRS

KENWORTH W900L / B

W900B FIVE HOLE AIR CLEANER LIGHT BARS FOR STANDARD AIR CAN 2009-

Fits 15" Donaldson standard air cans. Attaches to the center of the air cleaner existing brackets. Wire harnesses are included.

FRONT 15" DONALDSON AIR CLEANER

17" LONG

SOLD IN PAIRS



TK-1802

PART NO.	DESCRIPTION	LIGHT QTY.	LIGHT PART NO.		YEAR
TK-1802	Round Light Holes	10	-	-	up to 2010
TK-1802L	2" Amber LEDs with Bezel	10	TLED-2A & TBEZ-2CH4		up to 2010
TK-1802LC	2" Clear Amber LEDs with Bezel	10	TLED-2TA & TBEZ-2CH4		up to 2010
TK-1802LF	2" Amber Flatline LEDs with Bezel	10	TLED-F2A & TBEZ-2CH4		up to 2010
TK-1802LFC	2" Clear Amber Flatline LEDs with Bezel	10	TLED-F2CA & TBEZ-2CH4		up to 2010

W900B FIVE HOLE AIR CLEANER LIGHT BARS FOR STANDARD AIR CAN 2009-

Fits 15" Donaldson standard air cans. Attaches to the center of the air cleaner existing brackets. Wire harnesses are included.

FRONT 13" DONALDSON AIR CLEANER

17" LONG

SOLD IN PAIRS



TK-1804

PART NO.	DESCRIPTION	LIGHT QTY.	LIGHT PART NO.		YEAR
TK-1804	Round Light Holes	10	-	-	up to 2010
TK-1804L	2" Amber LEDs with Bezel	10	TLED-2A & TBEZ-2CH4		up to 2010
TK-1804LC	2" Clear Amber LEDs with Bezel	10	TLED-2TA & TBEZ-2CH4		up to 2010
TK-1804LF	2" Amber Flatline LEDs with Bezel	10	TLED-F2A & TBEZ-2CH4		up to 2010
TK-1804LFC	2" Clear Amber Flatline LEDs with Bezel	10	TLED-F2CA & TBEZ-2CH4		up to 2010

W900L & W900B FIVE HOLE AIR CLEANER LIGHT BARS FOR STANDARD AIR CAN 2009-

For standard 13" (Donaldson) air cleaners only. Wire harnesses are included. Attaches to the brackets between the hood and cab with supplied hardware.

REAR 13" DONALDSON AIR CLEANER

21" LONG

SOLD IN PAIRS

ALSO FITS: T800







TK-1806

PART NO.	DESCRIPTION	LIGHT QTY.	LIGHT PART NO.		YEAR
TK-1806	Round Light Holes	10	-	-	1982+
TK-1806L	2" Red LEDs with Bezel	10	TLED-2R & TBEZ-2CH4		1982+
TK-1806LC	2" Clear Red LEDs with Bezel	10	TLED-2TR & TBEZ-2CH4		1982+
TK-1806LF	2" Red Flatline LEDs with Bezel	10	TLED-F2R & TBEZ-2CH4		1982+
TK-1806LFC	2" Clear Red Flatline LEDs with Bezel	10	TLED-F2CR & TBEZ-2CH4		1982+

W900L & W900B SIX HOLE AIR CLEANER LIGHT BARS FOR STANDARD AIR CAN 2009-

Fits 15" Donaldson standard air cans. Wire harnesses included. Attaches to the brackets between the cab and air cleaner with existing hardware.

PART NO.	DESCRIPTION	LIGHT QTY.	LIGHT PART NO.		YEAR
TK-1840	Slotted Light Holes	12	-	-	1982+
TK-1840LF	Red Flatline Marker LEDs	12	TLED-FG2R		1982+
TK-1840LFC	Clear Red Flatline Marker LEDs	12	TLED-FG2CR		1982+
TK-1840LM	Red Marker LEDs	12	TLED-G2R		1982+
TK-1840LMC	Clear Red Marker LEDs	12	TLED-G2CR		1982+







TK-1840

REAR
13" / 15" DONALDSON
AIR CLEANER
21.88" LONG
SOLD IN PAIRS

W900L & W900B SIX HOLE AIR CLEANER LIGHT BARS FOR STANDARD AIR CAN 2009-

Fits 15" Donaldson standard air cans. Wire harnesses included. Attaches to the brackets between the cab and air cleaner with existing hardware.

PART NO.	DESCRIPTION	LIGHT QTY.	LIGHT PART NO.		YEAR
TK-1805	Round Light Holes	12	-	-	1982+
TK-1805L	2" Red LEDs with Bezel	12	TLED-2R & TBEZ-2CH4		1982+
TK-1805LC	2" Clear Red LEDs with Bezel	12	TLED-2TR & TBEZ-2CH4		1982+
TK-1805LF	2" Red Flatline LEDs with Bezel	12	TLED-F2R & TBEZ-2CH4		1982+
TK-1805LFC	2" Clear Red Flatline LEDs with Bezel	12	TLED-F2CR & TBEZ-2CH4		1982+







TK-1805

REAR
15" DONALDSON
AIR CLEANER
21.75" LONG
SOLD IN PAIRS

W900L & W900B SEVEN HOLE AIR CLEANER LIGHT BARS FOR STANDARD AIR CAN 2009-

Fits 15" Donaldson standard air cans. Wire harnesses included. Attaches to the brackets between the cab and air cleaner with existing hardware.

PART NO.	DESCRIPTION	LIGHT QTY.	LIGHT PART NO.		YEAR
TK-1845	Slotted Light Holes	14	-	-	1982+
TK-1845LF	Red Flatline Marker LEDs	14	TLED-FG2R		1982+
TK-1845LFC	Clear Red Flatline Marker LEDs	14	TLED-FG2CR		1982+
TK-1845LM	Red Marker LEDs	14	TLED-G2R		1982+
TK-1845LMC	Clear Red Marker LEDs	14	TLED-G2CR		1982+



TK-1845


REAR
13" / 15" DONALDSON
AIR CLEANER
21.88" LONG
SOLD IN PAIRS

KENWORTH W900L / B

W900L & W900B EIGHT HOLE BUTTON AIR CLEANER LIGHT BARS FOR STANDARD AIR CAN 2009-

Fits 15" Donaldson standard air cans. Attaches to the center of the air cleaner's brackets with existing hardware. Wire harnesses are included.

REAR
13" / 15" DONALDSON
AIR CLEANER
22.38" LONG
SOLD IN PAIRS



TK-1849L

PART NO.	DESCRIPTION	LIGHT QTY.	LIGHT PART NO.		YEAR
TK-1849L	Red Button Marker LEDs	16	TLED-B3R	-	1982+
TK-1849LC	Clear Red Button Marker LEDs	16	TLED-B3CR	-	1982+

STANDARD DONALDSON AIR CAN / PREMIUM DONALDSON AIR CAN

The installation of the top lid is the difference between the standard and premium air cleaner cans.

THE STANDARD AIR CLEANER CAN TOP LID IS MOUNTED BY BOLTS THAT ARE AROUND THE LID.



THE PREMIUM AIR CLEANER CAN HAS A TWIST OFF LID AND IS SECURED WITH BOLTS UNDERNEATH THE LID, OFFERING A CLEAN SLEEK LOOK.







W900 SIX HOLE AIR CLEANER LIGHT BARS FOR PREMIUM FLANGELESS AIR CAN 2010+

Fits premium air cans. Mounts onto the brackets between the hood and cab. Wire harnesses are included. Hardware is included.

FRONT
PREMIUM AIR
CLEANER
22.38" LONG
SOLD IN PAIRS
ALSO FITS T800







TK-1826

PART NO.	DESCRIPTION	LIGHT QTY.	LIGHT PART NO.		YEAR
TK-1826	Round Light Holes	12	-	-	2010+
TK-1826L	2" Amber LEDs with Bezel	12	TLED-2A & TBEZ-2CH4		2010+
TK-1826LC	2" Clear Amber LEDs with Bezel	12	TLED-2TA & TBEZ-2CH4		2010+
TK-1826LF	2" Amber Flatline LEDs with Bezel	12	TLED-F2A & TBEZ-2CH4		2010+
TK-1826LFC	2" Clear Amber Flatline LEDs with Bezel	12	TLED-F2CA & TBEZ-2CH4		2010+

W900 SEVEN HOLE AIR CLEANER LIGHT BARS FOR PREMIUM FLANGELESS AIR CAN 2010+

Fits premium air cans. Mounts onto the brackets between the hood and cab. Wire harnesses are included. Hardware is included.

PART NO.	DESCRIPTION	LIGHT QTY.	LIGHT PART NO.		YEAR
TK-1814	Slotted Light Holes	14	-	-	2010+
TK-1814LF	Amber Flatline Marker LEDs	14	TLED-FG2A		2010+
TK-1814LFC	Clear Amber Flatline Marker LEDs	14	TLED-FG2CA		2010+
TK-1814LM	Amber Marker LEDs	14	TLED-G2A		2010+
TK-1814LMC	Clear Amber Marker LEDs	14	TLED-G2CA		2010+







TK-1814

FRONT
PREMIUM AIR
CLEANER
 22.38" LONG
 SOLD IN PAIRS
 ALSO FITS T800

W900 SIX HOLE AIR CLEANER LIGHT BARS FOR PREMIUM FLANGELESS AIR CAN 2010+

Fits 15" premium air cleaners only. Mounts onto the brackets between the hood and cab. Wire harnesses are included. Hardware is included.

PART NO.	DESCRIPTION	LIGHT QTY.	LIGHT PART NO.		YEAR
TK-1828	Slotted Light Holes	12	-	-	2010+
TK-1828LF	2" Red LEDs with Bezel	12	TLED-2R & TBEZ-2CH4		2010+
TK-1828LFC	2" Clear Red LEDs with Bezel	12	TLED-2TR & TBEZ-2CH4		2010+
TK-1828LM	2" Red Flatline LEDs with Bezel	12	TLED-F2R & TBEZ-2CH4		2010+
TK-1828LMC	2" Clear Red Flatline LEDs with Bezel	12	TLED-F2CR & TBEZ-2CH4		2010+







TK-1828

REAR
DONALDSON
AIR CLEANER
 22.38" LONG
 SOLD IN PAIRS
 ALSO FITS T800

W900 SEVEN HOLE AIR CLEANER LIGHT BARS FOR PREMIUM FLANGELESS AIR CAN 2010+

Fits 15" premium air cleaners only. Mounts onto the brackets between the hood and cab. Wire harnesses are included. Hardware is included.

PART NO.	DESCRIPTION	LIGHT QTY.	LIGHT PART NO.		YEAR
TK-1815	Slotted Light Holes	14	-	-	2010+
TK-1815LF	Red Flatline Marker LEDs	14	TLED-FG2R		2010+
TK-1815LFC	Clear Red Flatline Marker LEDs	14	TLED-FG2CR		2010+
TK-1815LM	Red Marker LEDs	14	TLED-G2R		2010+
TK-1815LMC	Clear Red Marker LEDs	14	TLED-G2CR		2010+



TK-1815

REAR
DONALDSON
AIR CLEANER
 22.38" LONG
 SOLD IN PAIRS
 ALSO FITS T800



TK-1113LFC / TK-1127

HOOD BATTERY BOX FILLER PANELS 1997 - 2010

Replaces OEM hood battery box filler panel. Comes with hardware kit.

HOOD BATTERY FILLER

SOLD IN PAIRS



TK-1114



TK-1113



TK-1113LF







TK-1113LFC



TK-1113LM



TK-1113LMC

PART NO.	DESCRIPTION	LIGHT QTY.	LIGHT PART NO.	
TK-1114	Blank	-	-	-
TK-1113	Slotted Light Holes	8	-	-
TK-1113LF	Flatline Marker Amber LEDs	8	TLED-FGA	
TK-1113LFC	Flatline Marker Clear Amber LEDs	8	TLED-FGCA	
TK-1113LM	Generation Amber Marker LEDs	8	TLED-G4A	
TK-1113LMC	Generation Clear Amber Marker LEDs	8	TLED-G4CA	

LOWER HOOD PANELS 1989+

Replaces OEM panel behind front fender. Comes with hardware kit.

LOWER HOOD PANELS

SOLD IN PAIRS



TK-1106

PART NO.	DESCRIPTION
TK-1106	Kenworth W900L Lower Hood Panel - Using OEM KW Logo
TK-1127	Kenworth W900 Lower Hood Panel

W900 AEROCAB CAB PANELS FOR 2010 EPA & EARLIER

Mounts underneath OEM kick panel. Hardware and wire harnesses is included (drilling maybe required). All cab panels with 2" round LEDs are installed with bezels.



TK-1308



TK-1308LF



TK-1308LFC



TK-1308LM




TK-1308LMC



TK-1309



TK-1309LF



TK-1309LFC



TK-1309LM



TK-1309LMC

CAB PANELS

SOLD IN PAIRS
DIMENSIONS: 3" WIDE.

PART NO.	DESCRIPTION	LIGHT QTY.	LIGHT PART NO.	
TK-1307	Blank	-	-	-
TK-1308	Round Light Holes	10	-	-
TK-1308L	2" Amber LEDs	10	TLED-2A	
TK-1308LC	2" Clear Amber LEDs	10	TLED-2TA	
TK-1308LF	2" Flatline Amber LEDs	10	TLED-F2A	
TK-1308LFC	2" Flatline Clear Amber LEDs	10	TLED-F2CA	
TK-1309	Slotted Light Holes	8	-	-
TK-1309LF	Flatline Amber Marker LEDs	8	TLED-FGA	
TK-1309LFC	Flatline Clear Amber Marker LEDs	8	TLED-FGCA	
TK-1309LM	Generation Amber Marker LEDs	8	TLED-G4A	
TK-1309LMC	Generation Clear Amber Marker LEDs	8	TLED-G4CA	



TK-1309


KENWORTH W900L/B

W900L AEROCAB CAB PANELS WITH BLOCK HEATER HOLE 2011+

Designed for Aerocab models with DPF underbody. Hardware and wire harnesses is included (drilling maybe required). All cab panels with 2" round LEDs are installed with bezels.

CAB PANELS

SOLD IN PAIRS
DIMENSIONS 7" WIDE.




PART NO.	DESCRIPTION	LIGHT QTY.	LIGHT PART NO.	
TK-1343	Blank	-	-	-
TK-1344	Round Light Holes	6	-	-
TK-1344L	2" Amber LEDs	6	TLED-2A	
TK-1344LC	2" Clear Amber LEDs	6	TLED-2TA	
TK-1344LF	2" Flatline Amber LEDs	6	TLED-F2A	
TK-1344LFC	2" Flatline Clear Amber LEDs	6	TLED-F2CA	
TK-1339	Slotted Light Holes	6	-	-
TK-1339LF	Flatline Amber Marker LEDs	6	TLED-FGA	
TK-1339LFC	Flatline Clear Amber Marker LEDs	6	TLED-FGCA	
TK-1339LM	Generation Amber Marker LEDs	6	TLED-G4A	
TK-1339LMC	Generation Clear Amber Marker LEDs	6	TLED-G4CA	

W900L AEROCAB CAB PANELS WITH BLOCK HEATER HOLE 2014+

Designed for W900L models with step DFP and low mount exhaust or gliders. For standard exhaust refer to 2011+ section above. Hardware and wire harness is included.

CAB PANELS

SOLD IN PAIRS
DIMENSIONS 7" WIDE.



PART NO.	DESCRIPTION	LIGHT QTY.	LIGHT PART NO.	
TK-1361	Blank	-	-	-
TK-1359	Slotted Light Holes	6	-	-
TK-1359LF	Flatline Amber Marker LEDs	6	TLED-FGA	
TK-1359LFC	Flatline Clear Amber Marker LEDs	6	TLED-FGCA	
TK-1359LM	Generation Amber Marker LEDs	6	TLED-G4A	
TK-1359LMC	Generation Clear Amber Marker LEDs	6	TLED-G4CA	

W900 AEROCAB 62" SLEEPER PANEL WITH EXTENSION 2004 & EARLIER

Attaches at the end of the cab skirt to the end of the sleeper, has a round back bunk by 8". Hardware, harness is included.



TK-1523



TK-1524LFC



TK-1524



TK-1524LM







TK-1524LF



TK-1524LMC

SLEEPER / EXTENSION 62"

SOLD IN PAIRS
DIMENSIONS: 3.5" WIDE.


PART NO.	DESCRIPTION	LIGHT QTY.	LIGHT PART NO.	
TK-1523	-	-	-	-
TK-1524	Slotted Light Holes	8	-	-
TK-1524LF	Flatline Amber Marker LEDs	8	TLED-FGA	
TK-1524LFC	Flatline Clear Amber Marker LEDs	8	TLED-FGCA	
TK-1524LM	Generation Amber Marker LEDs	8	TLED-G4A	
TK-1524LMC	Generation Clear Amber Marker LEDs	8	TLED-G4CA	

W900 AEROCAB 62" SLEEPER PANEL WITH EXTENSION 2005 - PRE EPA 2007

Attaches at the end of the cab skirt to the end of the sleeper, has a round back bunk by 8". Hardware and wire harness is included.



TK-1519



TK-1520



TK-1520LF



TK-1520LFC







TK-1520LM



TK-1520LMC

SLEEPER / EXTENSION 62"

SOLD IN PAIRS
DIMENSIONS: 3.5" WIDE.

PART NO.	DESCRIPTION	LIGHT QTY.	LIGHT PART NO.	
TK-1519	Blank	-	-	-
TK-1520	Slotted Light Holes	8	-	-
TK-1520LF	Flatline Amber Marker LEDs	8	TLED-FGA	
TK-1520LFC	Flatline Clear Amber Marker LEDs	8	TLED-FGCA	
TK-1520LM	Generation Amber Marker LEDs	8	TLED-G4A	
TK-1520LMC	Generation Clear Amber Marker LEDs	8	TLED-G4CA	

W900 AEROCAB 62" SLEEPER PANEL WITH EXTENSION 2007+ EPA REGULATIONS

Mounts underneath the sleeper. Designed for models Designed for models with engines that have pre EPA regulations as well as have a side mounted exhaust. Hardware is included (drilling may be required).

SLEEPER / EXTENSION 62"

SOLD IN PAIRS
ALSO FITS T800



PART NO.	DESCRIPTION	LIGHT QTY.	LIGHT PART NO.	
TK-1515	Blank	-	-	-
TK-1516	Slotted Light Holes	8	-	-
TK-1516LF	Flatline Amber Marker LEDs	8	TLED-FGA	
TK-1516LFC	Flatline Clear Amber Marker LEDs	8	TLED-FGCA	
TK-1516LM	Generation Amber Marker LEDs	8	TLED-G4A	
TK-1516LMC	Generation Clear Amber Marker LEDs	8	TLED-G4CA	

W900 AEROCAB 62" SLEEPER WITH NO EXTENSION PANEL 2005 & EARLIER

Attaches at the end of the cab skirt to the end of the sleeper, has a round back bunk by 8". Hardware and wire harness is included.

SLEEPER 62"

SOLD IN PAIRS
DIMENSIONS: 3.5" WIDE.



PART NO.	DESCRIPTION	LIGHT QTY.	LIGHT PART NO.	
TK-1521	Blank	-	-	-
TK-1522	Slotted Light Holes	6	-	-
TK-1522LF	Flatline Amber Marker LEDs	6	TLED-FGA	
TK-1522LFC	Flatline Clear Amber Marker LEDs	6	TLED-FGCA	
TK-1522LM	Generation Amber Marker LEDs	6	TLED-G4A	
TK-1522LMC	Generation Clear Amber Marker LEDs	6	TLED-G4CA	

W900 62" SLEEPER WITH NO EXTENSION PANEL 2005 - PRE EPA 2007

Attaches at the end of the cab skirt to the end of the sleeper, has a round back bunk by 8". Hardware and wire harness is included.



TK-1505



TK-1506



TK-1506LF



TK-1506LFC



TK-1506LM







TK-1506LMC

SLEEPER 62"

SOLD IN PAIRS

DIMENSIONS: 3.5" WIDE.

PART NO.	DESCRIPTION	LIGHT QTY.	LIGHT PART NO.	
TK-1505	Blank	-	-	-
TK-1506	Slotted Light Holes	8	-	-
TK-1506LF	Flatline Amber Marker LEDs	8	TLED-FGA	
TK-1506LFC	Flatline Clear Amber Marker LEDs	8	TLED-FGCA	
TK-1506LM	Generation Amber Marker LEDs	8	TLED-G4A	
TK-1506LMC	Generation Clear Amber Marker LEDs	8	TLED-G4CA	

W900 AEROCAB 62" SLEEPER PANEL WITH NO EXTENSION 2007+

Mounts underneath the sleeper. Designed for models with engines that have pre EPA regulations as well as have a side mounted exhaust. Hardware is included (drilling may be required).



TK-1513



TK-1514



TK-1514LF



TK-1514LFC



TK-1514LM







TK-1514LMC

SLEEPER 62"

SOLD IN PAIRS

ALSO FITS T800

PART NO.	DESCRIPTION	LIGHT QTY.	LIGHT PART NO.	
TK-1513	Blank	-	-	-
TK-1514	Slotted Light Holes	6	-	-
TK-1514LF	Flatline Amber Marker LEDs	6	TLED-FGA	
TK-1514LFC	Flatline Clear Amber Marker LEDs	6	TLED-FGCA	
TK-1514LM	Generation Amber Marker LEDs	6	TLED-G4A	
TK-1514LMC	Generation Clear Amber Marker LEDs	6	TLED-G4CA	

W900L AEROCAB 72" SLEEPER PANEL WITH EXTENSION 2005 & EARLIER

Attaches at the end of the cab skirt to the end of the sleeper, has a round back bunk by 8". Hardware and wire harness is included.

SLEEPER / EXTENSION 72"

SOLD IN PAIRS
DIMENSIONS: 3.5" WIDE.



TK-1511



TK-1512



TK-1512LF



TK-1512LFC



TK-1512LM



TK-1512LMC

PART NO.	DESCRIPTION	LIGHT QTY.	LIGHT PART NO.	
TK-1511	Blank	-	-	-
TK-1512	Slotted Light Holes	10	-	-
TK-1512LF	Flatline Amber Marker LEDs	10	TLED-FGA	
TK-1512LFC	Flatline Clear Amber Marker LEDs	10	TLED-FGCA	
TK-1512LM	Generation Amber Marker LEDs	10	TLED-G4A	
TK-1512LMC	Generation Clear Amber Marker LEDs	10	TLED-G4CA	

W900 AEROCAB 72" SLEEPER PANEL WITH EXTENSION 2005 - PRE EPA 2007

Attaches at the end of the cab skirt to the end of the sleeper, has a round back bunk by 8". Hardware and wire harness is included.

SLEEPER / EXTENSION 72"

SOLD IN PAIRS
DIMENSIONS: 3.5" WIDE.



TK-1508



TK-1508LF



TK-1508LFC



TK-1508LM



TK-1508LMC



TK-1520

PART NO.	DESCRIPTION	LIGHT QTY.	LIGHT PART NO.	
TK-1507	Blank	-	-	-
TK-1508	Slotted Light Holes	10	-	-
TK-1508LF	Flatline Amber Marker LEDs	10	TLED-FGA	
TK-1508LFC	Flatline Clear Amber Marker LEDs	10	TLED-FGCA	
TK-1508LM	Generation Amber Marker LEDs	10	TLED-G4A	
TK-1508LMC	Generation Clear Amber Marker LEDs	10	TLED-G4CA	

W900L AEROCAB 72" SLEEPER PANEL WITH EXTENSION 2007+

Designed to fit models with side mount exhaust. Attaches at the end of the cab skirt to the end of the sleeper. Hardware, harness is included.



SLEEPER / EXTENSION 72"

SOLD IN PAIRS

PART NO.	DESCRIPTION	LIGHT QTY.	LIGHT PART NO.	
TK-1503	Blank	-	-	-
TK-1504	Slotted Light Holes	10	-	-
TK-1504LF	Flatline Amber Marker LEDs	10	TLED-FGA	
TK-1504LFC	Flatline Clear Amber Marker LEDs	10	TLED-FGCA	
TK-1504LM	Generation Amber Marker LEDs	10	TLED-G4A	
TK-1504LMC	Generation Clear Amber Marker LEDs	10	TLED-G4CA	

W900 72" SLEEPER WITH NO EXTENSION 2005 & EARLIER

Attaches at the end of the cab skirt to the end of the sleeper, has a round back bunk by 8". Hardware and wire harness is included.



SLEEPER 72"

SOLD IN PAIRS
DIMENSIONS: 3.5" WIDE.

PART NO.	DESCRIPTION	LIGHT QTY.	LIGHT PART NO.	
TK-1509	Blank	-	-	-
TK-1510	Slotted Light Holes	8	-	-
TK-1510LF	Flatline Amber Marker LEDs	8	TLED-FGA	
TK-1510LFC	Flatline Clear Amber Marker LEDs	8	TLED-FGCA	
TK-1510LM	Generation Amber Marker LEDs	8	TLED-G4A	
TK-1510LMC	Generation Clear Amber Marker LEDs	8	TLED-G4CA	

KENWORTH W900L/B

W900 AEROCAB 72" SLEEPER WITH NO EXTENSION 2005- PRE EPA 2007

Attaches at the end of the cab skirt to the end of the sleeper, has a round back bunk by 8". Hardware and wire harness is included.

SLEEPER 72"

SOLD IN PAIRS

DIMENSIONS: 3.5" WIDE.



TK-1505



TK-1506



TK-1506LF



TK-1506FC



TK-1506LM



TK-1506LMC

PART NO.	DESCRIPTION	LIGHT QTY.	LIGHT PART NO.	
TK-1505	Blank	-	-	-
TK-1506	Slotted Light Holes	8	-	-
TK-1506LF	Flatline Amber Marker LEDs	8	TLED-FGA	
TK-1506LFC	Flatline Clear Amber Marker LEDs	8	TLED-FGCA	
TK-1506LM	Generation Amber Marker LEDs	8	TLED-G4A	
TK-1506LMC	Generation Clear Amber Marker LEDs	8	TLED-G4CA	

W900 AEROCAB 72" SLEEPER PANEL WITH NO EXTENSION 2007+

Attaches at the end of the cab skirt to the end of the sleeper. Hardware and wire harness is included.

SLEEPER 72"

SOLD IN PAIRS

DIMENSIONS: 3" WIDE.

ALSO FITS T800



TK-1501



TK-1502LF



TK-1502LFC



TK-1502LM



TK-1502LMC

PART NO.	DESCRIPTION	LIGHT QTY.	LIGHT PART NO.	
TK-1501	Blank	-	-	-
TK-1502	Slotted Light Holes	8	-	-
TK-1502LF	Flatline Amber Marker LEDs	8	TLED-FGA	
TK-1502LFC	Flatline Clear Amber Marker LEDs	8	TLED-FGCA	
TK-1502LM	Generation Amber Marker LEDs	8	TLED-G4A	
TK-1502LMC	Generation Clear Amber Marker LEDs	8	TLED-G4CA	

W900 AEROCAB 86" SLEEPER PANEL WITH EXTENSION 2007+

Attaches at the end of the cab skirt to the end of the sleeper. Hardware and wire harness is included.

SLEEPER / EXTENSION 86"

SOLD IN PAIRS
DIMENSIONS: 3" WIDE.
ALSO FITS T800




PART NO.	DESCRIPTION	LIGHT QTY.	DESCRIPTION	LIGHT PART NO.
TK-1544	Slotted Light Holes	12	-	-
TK-1544LF	Flatline Amber Marker LEDs	12	TLED-FGA	
TK-1544LFC	Flatline Clear Amber Marker LEDs	12	TLED-FGCA	
TK-1544LM	Generation Amber Marker LEDs	12	TLED-G4A	
TK-1544LMC	Generation Clear Amber Marker LEDs	12	TLED-G4CA	

W900 AEROCAB 86" SLEEPER PANEL WITH EXTENSION 2011+

Attaches at the end of the cab skirt to the end of the sleeper. Includes a fuel access panel. Hardware, harness is included.

SLEEPER / EXTENSION 86"

SOLD IN PAIRS
ALSO FITS T800



PART NO.	DESCRIPTION	LIGHT QTY.	DESCRIPTION	LIGHT PART NO.
TK-1545	Slotted Light Holes	12	-	-
TK-1545LF	Flatline Amber Marker LEDs	12	TLED-FGA	
TK-1545LFC	Flatline Clear Amber Marker LEDs	12	TLED-FGCA	
TK-1545LM	Generation Amber Marker LEDs	12	TLED-G4A	
TK-1545LMC	Generation Clear Amber Marker LEDs	12	TLED-G4CA	



TK-1113LFC

KENWORTH T660

T660 OEM REPLACEMENT SUNVISORS 2008+

Designed for curved glass models with sleeper. OEM replacement. Comes with 5 front brackets. Two bolts attach to each side of the cab. Hardware kit included.

12"
DROP



PART NO.	DESCRIPTION	YEAR
TSUN-K13	12" Kenworth T660 Sunvisor with 5 Slotted Light Holes - Replaces OEM visor	2008+
TSUN-K14	12" Kenworth T660 Sunvisor - no Light Holes	2008+

HOODSHIELD BUG DEFLECTORS 2007+

Drilling into hood is required. Installs using supplied hardware kit.

BUG
DEFLECTOR



PART NO.	DESCRIPTION
THOD-KWT660	Hoodshield Bug Deflector for Kenworth T660

AIR INTAKE & LOGO ACCENT TRIMS


Installs using double sided 3M tape.

TRIMS
AIR INTAKE /
LOGO ACCENT

SOLD IN PAIRS

TK-1118 ALSO FITS T370 (2007+).


TK-1119 ALSO FITS T370 (2008+).



PART NO.	DESCRIPTION	YEAR
TK-1118	Kenworth T660 Air Intake / Logo Trim - Surround Only	2007+
TK-1119	Kenworth T660 Air Intake / Logo Trim - Bug / Intake Surround	2008+

FENDER TRIMS

Installs using supplied double sided 3M tape.



FENDER TRIMS

SOLD IN PAIRS

TFT-KWT660: ALSO FITS T370.

TK-1212: ALSO FITS T440.

PART NO.	DESCRIPTION	YEAR
TFT-KWT660	Kenworth T660 Front Side Fender Trim	2006+
TK-1212	Kenworth T660 Fender Light Trim	2007+

COMBINATION FRONT FENDER / HEADLIGHT TRIM

Installs using supplied double sided 3M tape.



TRIM FRONT FENDER & HEADLIGHT

3 PIECE KIT.

PART NO.	DESCRIPTION	YEAR
TK-1211	Kenworth T660 Fender / Headlight Trim	2006+

DAYLITE DOOR WINDOW SHADES

Designed for Kenworth trucks with daylight doors. Attaches with double sided 3M tape or optional hardware kit.

WINDOW SHADES

SOLD IN PAIRS



PART NO.	DESCRIPTION
TK-1401	Without Convex Mirror Arm Cutout
TK-1402	With Convex Mirror Arm Cutout

DOUBLE LICENSE PLATE HOLDER

Sleek piece has polished corners and sides. Installs using supplied brackets and hardware kit.

LICENSE PLATE



PART NO.	DESCRIPTION
TK-1704	Kenworth T660 Double License Plate / Tag Holder

KENWORTH T660

STAINLESS STEEL FRONT KICK PANELS

Installs using supplied hardware kit and 3M tape.

FRONT KICK PANELS

SOLD IN PAIRS



PART NO.	DESCRIPTION	YEAR
TK-1602	Kenworth T660 Front Kick Plate - Upper Panel	2007-2010
TK-1649	Kenworth T660 Front Kick Plate - Upper Panel	2011+
TK-1603	Kenworth T660 Front Kick Plate - Lower Panel	2007+

STAINLESS STEEL BACK STEP TRIMS 2007+

Attaches using double sided 3M tape as well as hardware kit for TK-1621.

TRIMS BACK STEP

SOLD IN PAIRS

ALSO FITS T680 & T700.



PART NO.	DESCRIPTION
TK-1620	Kenworth T660-T700 Back Step Trim - Upper Panel
TK-1621	Kenworth T660-T700 Back Step Trim - Lower Panel

STAINLESS STEEL SCUFF PLATES

Fits on the bottom of the door. Install using supplied and existing hardware kit. Cannot be combined with cab, sleeper / extension kits.

SCUFF PLATES

SOLD IN PAIRS

PART NO.	DESCRIPTION	ITEM	YEAR
TK-1604	Kenworth T660 Scuff Plate - With Block heater Hole		2007 - 2009
TK-1656	Kenworth T660 Scuff Plate - With Block heater Hole		2010-2012
TK-1657	Kenworth T660 Scuff Plate - With Block heater Hole		2013+
TK-1605	Kenworth T660 Scuff Plate - Without Block heater Hole		2007 - 2009
TK-1658	Kenworth T660 Scuff Plate - Without Block heater Hole		2010-2012
TK-1659	Kenworth T660 Scuff Plate - Without Block heater Hole		2013+



T660 CAB & SLEEPER KIT REFERENCE GUIDE

The below LED lights can be chosen and installed to any slotted cab & sleeper kit model listed below. To purchase a kit with LEDs assembled choose a cab & sleeper kit model that will fit your truck and add to the ending of the part number the letters that correspond to your light selection. All panels are 1 5/8" wide.

LED LIGHTING OPTIONS



TLED-FG3A

SLOTTED PART NUMBER ENDING

TP-10##LF



TLED-FG3CA

SLOTTED PART NUMBER ENDING

TP-10##LFC



TLED-FG4A

SLIM PART NUMBER ENDING

TK-10##LF



TLED-FG4CA

SLIM PART NUMBER ENDING

TK-10##LFC



TLED-INF2A

SLOTTED PART NUMBER ENDING

TP-10##L



TLED-INF2CA

SLOTTED PART NUMBER ENDING

TP-10##LC



TLED-B3A

BUTTON PART NUMBER ENDING

TK-10##L



TLED-B3CA

BUTTON PART NUMBER ENDING

TK-10##LC

2007 - 2009 SLEEPER KIT OPTIONS

	72" SLEEPER			
	BLANK	SLOTTED	SLIM	BUTTON
NO BLOCKHEATER HOLE	TK-1040	TK-1009	TK-1024	TK-1068
BLOCKHEATER HOLE	TK-1036	TK-1007	TK-1025	TK-1066

	86" SLEEPER			
	BLANK	SLOTTED	SLIM	BUTTON
NO BLOCKHEATER HOLE	TK-1048	TK-1013	TK-1026	TK-1069
BLOCKHEATER HOLE	TK-1044	TK-1011	TK-1027	TK-1067

2010 - 2012 SLEEPER KIT OPTIONS

	72" SLEEPER			
	BLANK	SLOTTED	SLIM	BUTTON
NO BLOCKHEATER HOLE	TK-1016	TK-1018	TK-1028	TK-1072
BLOCKHEATER HOLE	TK-1015	TK-1017	TK-1029	TK-1070

	86" SLEEPER			
	BLANK	SLOTTED	SLIM	BUTTON
NO BLOCKHEATER HOLE	TK-1020	TK-1021	TK-1030	TK-1073
BLOCKHEATER HOLE	TK-1019	TK-1022	TK-1031	TK-1071

2013+ SLEEPER KIT OPTIONS

	72" SLEEPER		
	BLANK	SLOTTED	SLIM
NO BLOCKHEATER HOLE	TK-1041	TK-1042	TK-1043
BLOCKHEATER HOLE	TK-1037	TK-1038	TK-1039

	86" SLEEPER		
	BLANK	SLOTTED	SLIM
NO BLOCKHEATER HOLE	TK-1049	TK-1050	TK-1051
BLOCKHEATER HOLE	TK-1045	TK-1046	TK-1047

KENWORTH T680

HOODSHIELD BUG DEFLECTOR 2013+

BUG DEFLECTOR

DRILLING OF MOUNTING HOLES THROUGH FIBERGLASS HOOD REQUIRED.

HARDWARE IS INCLUDED.



PART NO.	DESCRIPTION
THOD-KWT680	Kenworth T680 Hoodshield Bug Deflector

FENDER WHEEL WELL TRIMS 2013+

Attaches using supplied 3M double sided tape.

FENDER WHEEL TRIMS

SOLD IN PAIRS



PART NO.	DESCRIPTION
TFT-KWT680	Kenworth T680 Fender Wheel Well Trim
TFT-KWT680N	Kenworth T680 Fender Wheel Well Trim Without Fairings

HEADLIGHT TRIM 2013+

Attaches using supplied hardware and double sided 3M tape.

HEADLIGHT TRIM

ATTACHES USING SUPPLIED 3M DOUBLE SIDED TAPE.

SOLD IN PAIRS



PART NO.	DESCRIPTION
TK-1226	Kenworth T680 Headlight Trim

DOOR HANDLE TRIM 2013+

Attaches using supplied double sided 3M tape.

DOOR HANDLE TRIM

SOLD IN PAIRS

ATTACHES USING SUPPLIED 3M DOUBLE SIDED TAPE.

ALSO FITS T880.



PART NO.	DESCRIPTION
TK-1427	Kenworth T680 Door Handle Trim

FENDER LIGHT TRIM 2013+

Installs using supplied double sided 3M tape.

FENDER LIGHT TRIM


SOLD IN PAIRS
ALSO FITS T880.



PART NO.	DESCRIPTION
TK-1428	Kenworth T680 Fender Light Trim

DOUBLE LICENSE PLATE HOLDER 2013+

Installs using supplied brackets and hardware kit.



LICENSE PLATE

PART NO.	DESCRIPTION
TK-1712	Kenworth T680 Double License Plate Holder (2013+)

STAINLESS STEEL FRONT KICK PANELS

Installs using supplied hardware kit and double sided 3M tape.



TK-1670



TK-1671



TK-1672

KICK PANELS

SOLD IN PAIRS

PART NO.	DESCRIPTION
TK-1670	Kenworth T680 Front Lower Step Kick Plate - Long Hood
TK-1671	Kenworth T680 Front Lower Step Kick Plate - Short Hood
TK-1672	Kenworth T680 Front Upper Step Kick Plate

SLEEPER WINDOW TRIM 2013+

Installs using supplied double sided 3M tape.



SLEEPER WINDOW TRIM

SOLD IN PAIRS
MADE WITH STAINLESS STEEL.

PART NO.	DESCRIPTION
TK-1651	Kenworth T680 Sleeper Window Trim

KENWORTH T680

SIDE HOOD TRIM 2013+

Attaches using supplied double sided 3M tape.

SIDE HOOD TRIM



PART NO.	DESCRIPTION
TK-1133	Kenworth T680 Side Hood Trim

T680 SUNVISORS

T680 SUNVISORS



PART NO.	DESCRIPTION
TSUN-K20	8 1/2" Kenworth T680 Sunvisor (2012+)
TSUN-K21	8 1/2" Kenworth T680-T880 Daycab Sunvisor with OEM Metal Sunvisor (2012+)
TSUN-K22	11 1/2" Kenworth T680-T880 Low Roof Boltless Sunvisor
TSUN-K23	11 1/2" Kenworth T680-T880 Low Roof Sunvisor

WINDOW SHADE 2012+

WINDOW SHADE

SOLD IN PAIRS



PART NO.	DESCRIPTION
TK-1438	Kenworth T680-T880 Door Window Shade (2012+)



T680 CAB & SLEEPER KIT REFERENCE GUIDE

The below LED lights can be chosen and installed to any slotted cab & sleeper kit model listed below. To purchase a kit with LEDs assembled choose a cab & sleeper kit model that will fit your truck and add to the ending of the part number the letters that correspond to your light selection. All panels are 2 1/2" wide.

LED LIGHTING OPTIONS



TLED-FGA

SLOTTED PART NUMBER ENDING

TK-10##LF



TLED-FGCA

SLOTTED PART NUMBER ENDING

TK-10##LFC



TLED-G4A

SLOTTED PART NUMBER ENDING

TK-10##LM



TLED-G4CA

SLOTTED PART NUMBER ENDING

TK-10##LMC



TLED-FG4A

SLIM PART NUMBER ENDING

TK-10##LF



TLED-FG4CA

SLIM PART NUMBER ENDING

TK-10##LFC

SLEEPER KIT OPTIONS

	52" SLEEPER		
	BLANK	SLOTTED	SLIM
NO BLOCKHEATER HOLE	TK-1055	TK-1057	TK-1062
BLOCKHEATER HOLE	TK-1056	TK-1058	TK-1063

	76" SLEEPER		
	BLANK	SLOTTED	SLIM
NO BLOCKHEATER HOLE	TK-1033	TK-1035	TK-1064
BLOCKHEATER HOLE	TK-1032	TK-1034	TK-1065

KENWORTH T600

HOOD SHIELD BUG DEFLECTOR 1996+

Drilling into the hood is required. Installs using supplied hardware kit.

BUG DEFLECTOR



PART NO.	DESCRIPTION
THOD-KWT600	Hood shield Bug Deflector for Kenworth T600

GRILL BEZEL 1991 - 2007

Designed for aesthetic Chrome look as well as protect from paint chipping due to road debris. Drilling may be required. Install using supplied hardware kit.

GRILL BEZEL



PART NO.	DESCRIPTION
TK-0108	Kenworth T600 Grill Bezel

HEADLIGHT FENDER GUARDS

Designed to protect from paint chipping due to road debris. Drilling may be required. Install using supplied hardware.

HEADLIGHT GUARDS

SOLD IN PAIRS



PART NO.	DESCRIPTION
TK-1213	Kenworth T600 Above Headlight Guard
TK-1214	Kenworth T600 Below Headlight Guard

AIR INTAKE COVERS

Stainless Steel Air Intake covers is placed over the existing OEM grill. Install using supplied hardware kit.

INTAKE COVERS

SOLD IN PAIRS

ALSO FITS T800



PART NO.	DESCRIPTION
TK-1600	KW T800 Air Intake Cover - Driver Side
TK-1601	KW T800 Air Intake Cover - Passenger Side

DOOR KICK PLATE 1998+

Designed to protect from paint chipping due to road debris. No drilling or hardware required. Uses existing factory mounting holes. The drive side is provided with a block heater hole.

DOOR KICK PLATE

SOLD IN PAIRS



PART NO.	DESCRIPTION
TK-1406	Kenworth T600 Door Kick Plate

W900L/B CURVED GLASS SUNVISORS


TRUX definition of curved glass windshield is that on both passenger and driver sides near the doors, the windshield curves approximately three inches towards the back of the truck. Comes with 5 front brackets. Drilling is required for installation. Will fit a 1 piece or 2 piece windshield. Will not replace fiberglass sunvisor. Remove original factory brackets and install TRUX sunvisor brackets. Hardware kit Included.



14"
DROP
CURVED GLASS

TSUN-K1, K2, K3 DIMENSIONS:
WIDTH 68 1/2".
ALSO FITS: T600.

TSUN-K5 DIMENSIONS:
WIDTH 66 1/2".
ALSO FITS: T800




TSUN-K2L



TSUN-K2LC



TSUN-K2LF




TSUN-K2LFC



TSUN-K3LF



TSUN-K3LFC



TSUN-K3LM



TSUN-K3LMC



TSUN-K5

PART NO.	DESCRIPTION	LIGHT QTY.	LIGHT PART NO.		YEAR
TSUN-K1	Blank	-	-	-	1990-2006
TSUN-K2	2" Light Holes	8	-	-	1990-2006
TSUN-K2L	2" Amber LEDs with Bezels	8	TLED-2A / TBEZ-2CH4		1990-2006
TSUN-K2LC	2" Clear Amber LEDs with Bezels	8	TLED-2TA / TBEZ-2CH4		1990-2006
TSUN-K2LF	2" Flatline Amber LEDs with Bezels	8	TLED-F2A / TBEZ-2CH4		1990-2006
TSUN-K2LFC	2" Flatline Clear Amber LEDs with Bezels	8	TLED-F2CA / TBEZ-2CH4		1990-2006
TSUN-K3	Slotted Light Holes	6	-	-	1990-2006
TSUN-K3LF	Flatline Marker Amber LEDs	6	TLED-FGA		1990-2006
TSUN-K3LFC	Flatline Marker Clear Amber LEDs	6	TLED-FGCA		1990-2006
TSUN-K3LM	Generation Amber Marker LEDs	6	TLED-G4A		1990-2006
TSUN-K3LMC	Generation Clear Amber Marker LEDs	6	TLED-G4CA		2007+
TSUN-K5	Blank	-	-	-	2007+

KENWORTH T800

W900L / B CURVED GLASS SUNVISORS

TRUX definition of curved glass windshield is that on both passenger and driver sides near the doors, the windshield curves approximately three inches towards the back of the truck. Comes with 5 front brackets. Drilling is required for installation. Will fit a 1 piece or 2 piece windshield. Will not replace fiberglass sunvisor. Remove original factory brackets and install TRUX sunvisor brackets. Hardware kit Included.

11" DROP CURVED GLASS

ALSO FITS: T800



BOWTIE BOLTLESS CURVED GLASS

REPLACES OEM STAINLESS STEEL SUNVISOR.

ALSO FITS: (AEROCAB) MODELS 1995+.

PART NO.	DESCRIPTION	YEAR
TSUN-K4	11" Kenworth W900L / B Curved Glass Sunvisor	1998 - 2006

PART NO.	DESCRIPTION	YEAR
TSUN-K6	13" Kenworth W900L / B Boltless, Bowtie Curved Glass Sunvisor	1995+

W900L / B FLAT GLASS SUNVISORS

TRUX definition of flat glass windshield is that on both passenger and driver sides near the doors, the windshield is perfectly straight. Comes with 3 front brackets. Drilling is required for installation. Will fit a 1 piece or 2 piece windshield. Will not replace fiberglass sunvisor. Remove original factory brackets and install TRUX sunvisor brackets. Hardware kit Included.

15" DROP FLAT GLASS

ALSO FITS: T800



13" DROP FLAT GLASS

REPLACES KENWORTH OEM TWO PIECE STAINLESS STEEL SUNVISORS.

PART NO.	DESCRIPTION	YEAR
TSUN-K8	15" Kenworth W900L / B Flat Glass Sunvisor	1998 - 2006

PART NO.	DESCRIPTION	YEAR
TSUN-K11	13" Kenworth W900L / B Flat Glass Sunvisor	2007+

10.5" DROP FLAT GLASS

ALSO FITS: C500, T600, T800.

WILL NOT FIT AEROCAB MODELS.

REPLACES KENWORTH OEM TWO PIECE STAINLESS STEEL SUNVISORS.



PART NO.	DESCRIPTION	YEAR
TSUN-K12	10.5" Kenworth W900L / B Flat Glass Sunvisor	1998 - 2006




TSUN-K8

T800 15" FLAT GLASS SUNVISORS 2006 & EARLIER

TRUX definition of flat glass windshield is that on both passenger and driver sides near the doors, the windshield is perfectly straight. Comes with 3 front brackets. Drilling is required for installation. Will fit a 1 piece or 2 piece windshield. Will not replace fiberglass sunvisor. Remove original factory brackets and install TRUX sunvisor brackets. Hardware kit Included.



TSUN-K9



TSUN-K9L







TSUN-K9LC



TSUN-K9LF



TSUN-K9LFC

PART NO.	DESCRIPTION	LIGHT QTY.	LIGHT PART NO.		YEAR
TSUN-K9	2" Light Holes	10	-	-	2006 & Earlier
TSUN-K9L	2" Amber LEDs with Bezels	10	TLED-2A & TBEZ-2CH4		2006 & Earlier
TSUN-K9LC	2" Clear Amber LEDs with Bezels	10	TLED-2TA & TBEZ-2CH4		2006 & Earlier
TSUN-K9LF	2" Flatline Amber LEDs with Bezels	10	TLED-F2A & TBEZ-2CH4		2006 & Earlier
TSUN-K9LFC	2" Flatline Clear Amber LEDs with Bezels	10	TLED-F2CA & TBEZ-2CH4		2006 & Earlier

15"
DROP
FLAT GLASS

REPLACES KENWORTH
OEM TWO PIECE
STAINLESS STEEL SUNVISORS.

ALSO FITS: T800, W900B, W900L.



TSUN-K10



TSUN-K10LF







TSUN-K10LFC



TSUN-K10LM



TSUN-K10LMC

PART NO.	DESCRIPTION	LIGHT QTY.	LIGHT PART NO.		YEAR
TSUN-K10	Slotted Light Holes	6	-	-	2006 & Earlier
TSUN-K10LF	Flatline Marker Amber LEDs	6	TLED-FGA		2006 & Earlier
TSUN-K10LFC	Flatline Marker Clear Amber LEDs	6	TLED-FGCA		2006 & Earlier
TSUN-K10LM	Generation Amber Marker LEDs	6	TLED-G4A		2006 & Earlier
TSUN-K10LMC	Generation Clear Amber Marker LEDs	6	TLED-G4CA		2006 & Earlier

15"
DROP
FLAT GLASS

REPLACES KENWORTH OEM TWO
PIECE STAINLESS STEEL SUNVISORS.

ALSO FITS: W900L/B.

KENWORTH T800

HOODSHIELD BUG DEFLECTORS

Drilling into hood is required. Install using supplied hardware kit.

BUG DEFLECTORS



THOD-KWT800W07



THOD-KWT800W



THOD-KWT800

PART NO.	DESCRIPTION	DIMENSIONS
THOD-KWT800	Hoodshield Bug Deflector for Kenworth T800 (1993+)	Width 48"
THOD-KWT800W	Hoodshield Bug Deflector for Kenworth T800 - Wide Hood (up to 2006)	Width 60 1/2"
THOD-KWT800W07	Hoodshield Bug Deflector for Kenworth T800 - Wide Hood (2007+)	Width 58"

OUTER FENDER TRIMS

Installs using supplied hardware kit and double sided 3M tape.

FRONT FENDER TRIM

SOLD IN PAIRS



HEADLIGHT TRIM

SOLD IN PAIRS

PART NO.	DESCRIPTION
TFT-KWT800	Kenworth T800 Front Side Fender Trim

PART NO.	DESCRIPTION
TK-1128	Kenworth T800 Headlight Side Trim (2008+)

REAR SLEEPER WINDOW VISOR 2007+

VISOR REAR WINDOW



PART NO.	DESCRIPTION
TK-1424	Kenworth T800 Rear Sleeper Window Sunvisor (2007+)

AIR INTAKE SHROUDS

Install onto the hood using the supplied hardware. Drilling is required.



TK-1209

TK-1210

INTAKE SHROUDS

SOLD IN PAIRS

PART NO.	DESCRIPTION	DIMENSIONS
TK-1208	Kenworth T800 Curved Glass Engine Air Intake Shroud	Width 10" x Height 18"
TK-1209	Kenworth T800 Standard Cab Engine Air Intake Shroud	Width 10" x Height 14"
TK-1210	Kenworth T800 Metton Hood Engine Air Intake Shroud (2008+)	Width 10" x Height 14 7/16"

GRILL DEFLECTOR

Installs using OEM hardware.

GRILL DEFLECTOR

SOLD IN PAIRS



PART NO.	DESCRIPTION
TK-1115	Kenworth T800 Side Hood Deflector

AIR INTAKE COVERS

Stainless Steel Air Intake covers is placed over the existing OEM grill. Install using supplied hardware kit.



PART NO.	DESCRIPTION
TK-1600	KW T800 Air Intake Cover - Driver Side
TK-1601	KW T800 Air Intake Cover - Passenger Side

INTAKE COVERS

SOLD IN PAIRS

ALSO FITS T600.

FENDER GUARDS



TK-1206

TK-1224

TK-1225

FENDER GUARDS

SOLD IN PAIRS

PART NO.	DESCRIPTION	YEAR
TK-1205	Kenworth T800 Fender Guard	1999-2007
TK-1206	Kenworth T800 Fender Guard	2008+
TK-1224	Kenworth T800 Standard Cab Headlight Surround Fender Guard	-
TK-1225	Kenworth T800 Under Headlight Fender Guards	1989-1995

KENWORTH T800

PASSENGER DOOR WINDOW TRIM

Designed for aesthetics and protecting paint from chipping. Installed using double sided 3M tape.

WINDOW TRIM

SOLD INDIVIDUALLY.
ALSO FITS T700.



PART NO.	DESCRIPTION
TK-1422	Kenworth T700-2000 Passenger Door Window Trim

DAYCAB COMBINATION KICK PANEL / CAB PANELS 2008+

Designed for T800 split fender models Daycab cab panels. Replaces kick panel. Comes with hardware kit.

CAB PANELS

SOLD IN PAIRS



TK-1312



TK-1314

PART NO.	DESCRIPTION
TK-1310	Kenworth T800 Daycab Blank Cab Panel - With Under - Slung Exhaust
TK-1312	Kenworth T800 Daycab Blank Cab Panel - With Single Exhaust and Block Heater Hole
TK-1314	Kenworth T800 Daycab Blank Cab Panel - With Dual Exhaust and Block Heater Hole

CAB PANELS 1995 - 2010

Installs underneath kick panel using supplied hardware.

CAB PANELS

SOLD IN PAIRS

PART NO.	DESCRIPTION	ITEM	DIMENSIONS
TK-1316	Kenworth T800 Aerocab Blank Cab Panel - Split Fender		3.25" wide and 38" long.
TK-1318	Kenworth T800 Aerocab Blank Cab Panel - Curved Glass		3.25" wide and 40.56" long.
TK-1320	Kenworth T800 Aerocab Blank Cab Panel - Modular Cab (3 1/4" wide and 38" long)		3.25" wide and 38" long.

CAB PANELS WITH BLOCK HEATER HOLE 2011+

Designed for Aerocab models with DPF underbody. Truck with sleepers. Installs underneath cab with supplied hardware.

CAB PANELS

SOLD IN PAIRS



PART NO.	DESCRIPTION
TK-1340	Kenworth T800 Aerocab Blank Cab Panel - Split Fender

T800 AEROCAB 72" SLEEPER PANEL WITH EXTENSION 2007+

Designed to fit models with side mount exhaust. Attaches at the end of the cab skirt to the end of the sleeper. Hardware, harness is included.



TK-1503



TK-1504



TK-1504LF



TK-1504LFC



TK-1504LM



TK-1504LMC

SLEEPER / EXTENSION 72"

SOLD IN PAIRS

PART NO.	DESCRIPTION	LIGHT QTY.	LIGHT PART NO.	
TK-1503	Blank	-	-	-
TK-1504	Slotted Light Holes	10	-	-
TK-1504LF	Flatline Amber Marker LEDs	10	TLED-FGA	
TK-1504LFC	Flatline Clear Amber Marker LEDs	10	TLED-FGCA	
TK-1504LM	Generation Amber Marker LEDs	10	TLED-G4A	
TK-1504LMC	Generation Clear Amber Marker LEDs	10	TLED-G4CA	

T800 AEROCAB 62" SLEEPER PANEL WITH NO EXTENSION 2007+

Mounts underneath the sleeper. Designed for models with engines that have pre EPA regulations as well as have a side mounted exhaust. Hardware is included (drilling may be required).



TK-1513



TK-1514



TK-1514LF



TK-1514LFC



TK-1514LM



TK-1514LMC

SLEEPER 62"

SOLD IN PAIRS

ALSO FITS T800

PART NO.	DESCRIPTION	LIGHT QTY.	LIGHT PART NO.	
TK-1513	Blank	-	-	-
TK-1514	Slotted Light Holes	6	-	-
TK-1514LF	Flatline Amber Marker LEDs	6	TLED-FGA	
TK-1514LFC	Flatline Clear Amber Marker LEDs	6	TLED-FGCA	
TK-1514LM	Generation Amber Marker LEDs	6	TLED-G4A	
TK-1514LMC	Generation Clear Amber Marker LEDs	6	TLED-G4CA	





T800 AEROCAB 62" SLEEPER PANEL WITH EXTENSION 2007+ PRE EPA REGULATIONS

Mounts underneath the sleeper. Designed for models with engines that have pre EPA regulations as well as have a side mounted exhaust. Hardware is included (drilling may be required).

SLEEPER / EXTENSION 62"

SOLD IN PAIRS
ALSO FITS T800




PART NO.	DESCRIPTION	LIGHT QTY.	DESCRIPTION	LIGHT PART NO.
TK-1515	Blank	-	-	-
TK-1516	Slotted Light Holes	8	-	-
TK-1516LF	Flatline Amber Marker LEDs	8	TLED-FGA	
TK-1516LFC	Flatline Clear Amber Marker LEDs	8	TLED-FGCA	
TK-1516LM	Generation Amber Marker LEDs	8	TLED-G4A	
TK-1516LMC	Generation Clear Amber Marker LEDs	8	TLED-G4CA	





86" T800 AEROCAB SLEEPER PANELS WITH EXTENSION 2007+

Attaches at the end of the cab skirt to the end of the sleeper. Hardware, harness is included.

SLEEPER / EXTENSION PANELS

SOLD IN PAIRS
DIMENSIONS: 3" WIDE.



PART NO.	DESCRIPTION	LIGHT QTY.	DESCRIPTION	LIGHT PART NO.
TK-1544	Slotted Light Holes	12	-	-
TK-1544LF	Flatline Amber Marker LEDs	12	TLED-FGA	
TK-1544LFC	Flatline Clear Amber Marker LEDs	12	TLED-FGCA	
TK-1544LM	Generation Amber Marker LEDs	12	TLED-G4A	
TK-1544LMC	Generation Clear Amber Marker LEDs	12	TLED-G4CA	

HOODSHIELD BUG DEFLECTORS 1997+

Drilling into hood is required. Installs using supplied hardware.

BUG DEFLECTOR

COMES WITH HARDWARE KIT.



PART NO.	DESCRIPTION
THOD-KWT2000	Hoodshield Bug Deflector for Kenworth T2000

HEADLIGHT ACCENT 1998 - 2010

Installed using supplied double sided 3M tape.

ACCENT HEADLIGHT

SOLD IN PAIRS



PART NO.	DESCRIPTION
TK-1215	Kenworth T2000 Headlight Accent

HEADLIGHT VISOR

Installed using OEM hardware.

VISOR HEADLIGHT

SOLD IN PAIRS



PART NO.	DESCRIPTION
TK-1216	Kenworth T2000 Headlight Visor

HOOD LATCH COVER 1998 - 2010

Attaches around the hood latch. Installed using double sided 3M tape.

HOOD LATCH

SOLD IN PAIRS



PART NO.	DESCRIPTION
TK-1120	Kenworth T2000 Hood Latch Guard

EMBLEM ACCENT

ACCENT EMBLEM



PART NO.	DESCRIPTION
TK-1606	Kenworth T2000 Emblem Accent

SINGLE LICENSE PLATE HOLDER

LICENSE PLATE



PART NO.	DESCRIPTION
TK-1705	Kenworth T2000 Single License Plate Holder

HOODSHIELD BUG DEFLECTOR 2011+

Drilling into hood is required. Install using supplied hardware.

BUG DEFLECTOR



PART NO.	DESCRIPTION
THOD-KWT700	Hoodshield Bug Deflector for Kenworth T700

HEADLIGHT TRIM 2011+

Installed using double sided 3M tape and supplied hardware. Drilling is required.

HEADLIGHT TRIM

SOLD IN PAIRS



PART NO.	DESCRIPTION
TK-1223	Kenworth T700 Headlight Trim

DOOR WINDOW ACCENT 2011+

Installed using double sided 3M tape.

DOOR WINDOW ACCENT

ALSO FITS: PET587 (2011+), PET387.

SOLD IN PAIRS




PART NO.	DESCRIPTION
TK-1421	Kenworth T700 Door Window Accent

FRONT KICK PANELS 2011+

FRONT KICK PANELS

INSTALLED USING SUPPLIED HARDWARE.

SOLD IN PAIRS



PART NO.	DESCRIPTION
TK-1645	Kenworth T700 Front Kickplate - Upper Step Panel
TK-1646	Kenworth T700 Front Kickplate - Lower Step Plate
TK-1647	Kenworth T700 Front Kickplate with T700 Cutout - Upper Step Panel



STAINLESS STEEL BACK STEP TRIMS 2007+

Attaches using double sided 3M tape as well as hardware kit for TK-1621.



TK-1620



TK-1621



TK-1620

TRIMS BACK STEP

SOLD IN PAIRS
ALSO FITS T660, T680.

PART NO.	DESCRIPTION
TK-1620	Kenworth T660-T700 Back Step Trim - Upper Panel
TK-1621	Kenworth T660-T700 Back Step Trim - Lower Panel

PASSENGER DOOR WINDOW TRIM

Designed for aesthetics and protecting paint from chipping. Installed using double sided 3M tape.



WINDOW TRIM

SOLD INDIVIDUALLY.
ALSO FITS T700.

PART NO.	DESCRIPTION
TK-1422	Kenworth T700-2000 Passenger Door Window Trim

BUNK TRIMS

Installed using 3M double sided tape.

VENT COVER & TRIM

SOLD AS A KIT.



WINDOW TRIM

SOLD IN PAIRS

PART NO.	DESCRIPTION
TK-1429	Kenworth T700 Bunk Vent Cover & Trim

PART NO.	DESCRIPTION
TK-1420	Kenworth T700 Bunk Window Trim

HOOD LATCH GUARD 2011+

LATCH GUARD

SOLD IN PAIRS



PART NO.	DESCRIPTION
TK-1131	Kenworth T700 Hood Latch Guard

T700 CAB, SLEEPER & EXTENSION PANEL KIT 2011+

KITS CAB / SLEEPER / EXTENSION


SOLD AS A KIT.



TK-1023





TK-1059



TK-1059LF



TK-1059LFC

PART NO.	DESCRIPTION	LIGHT QTY.	LIGHT PART NO.	YEAR
TK-1023	Blank	-	-	2011+
TK-1059	Slotted Light Holes	18	-	2011+
TK-1059LF	Slim Flatline Amber Marker LEDs	18	TLED-FG4A 	2011+
TK-1059LFC	Slim Flatline Clear Amber Marker LEDs	18	TLED-FG4CA 	2011+

KENWORTH MEDIUM DUTY



KENWORTH MEDIUM DUTY

T300 SUNVISOR

Remove original factory brackets and install TRUX sunvisor brackets. Hardware kit Included.

12"
DROP



PART NO.	DESCRIPTION	YEAR
TSUN-K15	12" Kenworth T300 Sunvisor	2005-2007

HOOD TRIM 2005-2007

Installs using supplied hardware.



PART NO.	DESCRIPTION
TK-1125	Kenworth T300 Front Hood Trim

HOOD
TRIM

HOODSHIELD BUG DEFLECTORS

Drilling into hood is required. Install using supplied hardware kit.

BUG
DEFLECTORS



THOD-KWT4K



PART NO.	DESCRIPTION	YEAR
THOD-KWT300	Hoodshield Bug Deflector for Kenworth T300	2005-2007
THOD-KW70	Hoodshield Bug Deflector for Kenworth T170 - T270 - T370	2008+
THOD-KWT4K	Kenworth T440-T470 Hoodshield Bug Deflector	2010+

AIR INTAKE / LOGO ACCENT TRIMS

Installs using double sided 3M tape.

AIR INTAKE
LOGO ACCENT
TRIMS

SOLD IN PAIRS



PART NO.	DESCRIPTION	YEAR
TK-1121	KW T170-T270-T370-T440-T470-T660 Air Intake Trim Multiple Logo	2005+
TK-1122	Kenworth T300 Air Intake Trim Flame	2005-2007
TK-1123	Kenworth T370 - T660 Logo Trim	2007+

FENDER TRIMS

Installs using supplied double sided 3M tape.



TFT-KW70



TFT-KWT170



TFT-KWT440

FENDER TRIMS

SOLD IN PAIRS

PART NO.	DESCRIPTION
TFT-KW70	Kenworth T270 - T370 Front Side Fender Trim
TFT-KWT170	Kenworth T170 Front Side Fender Trim
TFT-KWT440	Kenworth T440 Front Side Fender Trim (2011+)

FRONT FENDER GUARD

Installs using supplied double sided 3M tape.



FENDER GUARD


SOLD IN PAIRS

PART NO.	DESCRIPTION
TK-1217	Kenworth T170 - T270 - T370 Front Fender Guard

T170-T270-T370 COWL & CAB PANELS WITHOUT HEATER PLUG 2008+




TK-1330



TK-1330LF



TK-1330LFC



TK-1330LM



TK-1330LMC



TK-1330LFC

COWL/CAB PANELS

SOLD IN PAIRS

PART NO.	DESCRIPTION	LIGHT QTY.	LIGHT PART NO.	
TK-1330	Slotted Light Holes	10	-	-
TK-1330LF	Flatline Marker Amber LEDs	10	TLED-FGA	
TK-1330LFC	Flatline Marker Clear Amber LEDs	10	TLED-FGCA	
TK-1330LM	Generation Amber Marker LEDs	10	TLED-G4A	
TK-1330LMC	Generation Clear Amber Marker LEDs	10	TLED-G4CA	

KENWORTH MEDIUM DUTY

T300 COWL PANEL 2005 - 2007

Installs using supplied hardware.

COWL PANEL

SOLD IN PAIRS



PART NO.	DESCRIPTION
TK-1333	Kenworth T300 Blank Cowl Panel

T300 CAB PANELS 2005 - 2007

Mount underneath cab. Hardware is included (drilling maybe required). All cab panels with LEDs are installed with bezels.

CAB PANELS

SOLD IN PAIRS

DIMENSIONS:
31.25" X 2.5" WIDE.

PART NO.	DESCRIPTION	LIGHT QTY.	LIGHT PART NO.	ITEM
TK-1332	Slotted Light Holes	8	-	 
TK-1332LF	Flatline Amber Marker LEDs	8	TLED-FGA	  
TK-1332LFC	Flatline Clear Amber Marker LEDs	8	TLED-FGCA	  
TK-1332LM	Generation Amber Marker LEDs	8	TLED-G4A	  
TK-1332LMC	Generation Clear Amber Marker LEDs	8	TLED-G4CA	  



TK-1332LFC

DAYLITE DOOR WINDOW SHADES

Attaches with 3M tape or optional hardware kit.



WINDOW SHADES

SOLD IN PAIRS

PART NO.	DESCRIPTION
TK-1401	Without Convex Mirror Arm Cutout
TK-1402	With Convex Mirror Arm Cutout

HEADLIGHT VISORS

Mounts with existing hardware.



HEADLIGHT VISORS

SOLD IN PAIRS

PART NO.	DESCRIPTION
TK-1218	Kenworth Single Headlight Visor
TK-1219	Kenworth Double Headlight Visor

DOOR WINDOW TRIM

Installs using double sided 3M tape. Does not fit T680, T880 or T2000 models.


DOOR WINDOW TRIM

Designed for passenger side door window. Installs using supplied silicone. Fits: W900, T800 and T440 models.

DOOR WINDOW TRIM

SOLD IN PAIRS

FITS T300, T600, T800, W900 AND C500 MODELS WITH DAYLITE DOORS.



VIEW DOOR WINDOW TRIM

SOLD INDIVIDUALLY.

PART NO.	DESCRIPTION
TK-1407	Kenworth Daylite Door Under Window Trim

PART NO.	DESCRIPTION
TK-1409	Kenworth View Door Window Trim


KENWORTH UNIVERSAL

FUEL TANK FAIRINGS

Installs using supplied hardware. Fits T800, W900L and W900B all years.

FUEL TANK FAIRINGS

SOLD IN PAIRS



TK-1417

TK-1418



TK-1419


PART NO.	DESCRIPTION
TK-1417	Kenworth Tank Skirt Fairing - 66" Long (does not fit heavy duty Tank bracket)
TK-1418	Kenworth Tank Skirt Fairing - 59" Long (does not fit heavy duty Tank bracket)
TK-1419	Kenworth Tank Skirt Fairing - 73" Long (does not fit heavy duty Tank bracket)

HOOD EMBLEM ACCENTS


Installs around the Kenworth hood emblem using double sided 3M tape.

HOOD EMBLEM ACCENTS


SOLD IN PAIRS



TK-1609



TK-1610




TK-1611

PART NO.	DESCRIPTION
TK-1609	Kenworth Hood Emblem Accent - Flame
TK-1610	Kenworth Hood Emblem Accent - Plain Accent
TK-1611	Kenworth Hood Emblem Accent - 2 Cutout Accent

UPPER SLEEPER TRIMS

SLEEPER TRIMS

SOLD IN PAIRS



TK-1436



TK-1416



TK-1439

PART NO.	DESCRIPTION
TK-1436	Kenworth T660-W900B-W900L Upper Sleeper Forward Facing Window Trim
TK-1416	Kenworth 72" Upper Sleeper Window Trim (2010+)
TK-1439	Kenworth 86" Studio Bunk Upper Window Trim

WINDOW CHOP TOPS




CHOP TOPS

SOLD IN PAIRS

PART NO.	DESCRIPTION
TK-1430	Kenworth 5" Flange Chop Top Window - All Models
TK-1431	Kenworth 5" Chop Top Window - All Models

DOOR HANDLE TRIMS



TK-1447

TRIMS DOOR

SOLD IN PAIRS

PART NO.	DESCRIPTION
TK-1447	Kenworth Door Handle Trim with Kenworth Cutout
TK-1449	Kenworth Door Handle Trim

TRAILER SERVICE BOX



SERVICE BOX

PART NO.	DESCRIPTION
TK-1608	Kenworth Trailer Service Box


BATTERY / TOOLBOX / STEP COVER KITS

High quality stainless steel covers that replace existing OEM aluminum covers. Comes with hardware kit. Includes steps, step hangers & step ends covers for battery or tool box.

BATTERY TOOL BOX COVERS




TK-1616



TK-1617




TK-1630



TK-1618



TK-1634



TK-1619

PART NO.	DESCRIPTION	YEAR
TK-1616	Kenworth Battery / Tool Box Covers with Steps - 34"	1987 - 2004
TK-1617	Kenworth Battery / Tool Box Covers with Steps - 39 1/2"	2005+
TK-1630	Kenworth Battery / Tool Box Covers with Steps - 39 1/2"	2005 & Earlier
TK-1618	Kenworth Battery / Tool Box Covers with Steps - 45"	2005+
TK-1634	Kenworth Battery / Tool Box Covers with Steps - 45"	2005 & Earlier
TK-1619	Kenworth Battery / Tool Box Covers with Steps - 55" Hangers & Ends NOT INCLUDED	2008+

BATTERY / TOOLBOX PANELS

High quality stainless steel covers that replace existing OEM aluminum covers.

BATTERY BOX PANELS



TK-1612



TK-1635



TK-1614

PART NO.	DESCRIPTION	YEAR
TK-1612	Kenworth Battery Box Panel - 39 1/2" x 9"	1987+
TK-1635	Kenworth Battery Box Panel - 39 1/2" x 9 1/4"	2005+
TK-1614	Kenworth Battery Box Panel - 45" x 9"	1987+

BATTERY / TOOLBOX PANELS

High quality stainless steel covers that replace existing OEM aluminum covers. Designed to match TRUX battery / toolbox covers. Comes with hardware kit.



TK-1631



TK-1632



TK-1633

TOOL BOX PANELS

SOLD IN PAIRS

PART NO.	DESCRIPTION	YEAR
TK-1631	Kenworth Battery / Tool Box Step Hangers (45" covers)	2005 & Earlier
TK-1632	Kenworth Battery / Tool Box End Cover - Driver Side	2005 & Earlier
TK-1633	Kenworth Battery / Tool Box End Cover - Passenger Side	2005 & Earlier







 **FREIGHTLINER**

FREIGHTLINER CASCADIA

GANGSTER SUNVISORS

TSUN-F25 Is designed with OEM light holes and will not fit Daycab models.

12"
DROP



TSUN-F26



TSUN-F32

PART NO.	DESCRIPTION	YEAR
TSUN-F25	12" Freightliner Cascadia Raised & Mid Roof Sunvisor	2008-2014
TSUN-F26	12" Freightliner Cascadia Day Cab Sunvisor	2008-2014
TSUN-F32	12" FTL Cascadia Raised & Mid Roof Sunvisor	2015+
TSUN-F33	12" Freightliner Cascadia Day Cab Sunvisor	2015+

15.5"
DROP

PART NO.	DESCRIPTION	YEAR
TSUN-F37	15.5" Freightliner Cascadia Sunvisor with 22 x 3/4" Button Light Holes	2008-2014
TSUN-F37L	15.5" Freightliner Cascadia Sunvisor with 22 Button LEDs	2008-2014
TSUN-F37LC	15.5" Freightliner Cascadia Sunvisor with 22 Clear Button LEDs	2008-2014

SUNVISOR TRIM

TRIM
SUNVISOR

SOLD IN PAIRS



PART NO.	DESCRIPTION	YEAR
TF-1432	Freightliner Cascadia Visor Trim	2008+

HOODSHIELD BUG DEFLECTORS 2008+

Bug Deflector requires drilling into hood and comes with Hardware Kit. The hood trim is to be installed with supplied 3M Double Sided Tape. For installation instructions visit our website.

BUG
DEFLECTORS



TF-1114



THOD-FLCAS

PART NO.	DESCRIPTION	DIMENSIONS
THOD-FLCAS	Hoodshield Bug Deflector for Freightliner Cascadia 2008+	Width 60"
TF-1114	Freightliner Cascadia Stainless Steel Hood Surface Trim. Sold in Pairs 2008	-

FREIGHTLINER CASCADIA

DOOR WINDOW SHADES

Installs using supplied hardware and 3M double sided tape. For installation instructions visit our website.



DOOR WINDOW SHADES

SOLD IN PAIRS

PART NO.	DESCRIPTION	YEAR
TF-1410	Freightliner Cascadia Door Window Shade	2008+
TF-1437	Freightliner Cascadia 5" Chop Top Window	-
TF-1438	Freightliner Cascadia 5" Flange Chop Top Window	-

SIDE FENDER TRIM 2008+

Installs using supplied double sided 3M tape.



SIDE FENDER TRIM

SOLD AS A KIT.

PART NO.	DESCRIPTION	YEAR
TFT-FLCAS	Freightliner Cascadia Front Side Fender Trim	2008+

BATTERY, TOOLBOX, STEP COVERS

This kit includes driver side battery box, passenger side toolbox panels and step trim. Installs using supplied hardware and adhesive.



BOX COVER




PART NO.	DESCRIPTION	YEAR
TF-1609	Freightliner Cascadia Battery Box / Tool Box Cover with Step Trim	2008+

FREIGHTLINER CASCADIA

EXTERIOR TRIMS

Installs using 3M double sided tape.

EXTERIOR TRIMS



PART NO.	DESCRIPTION	YEAR
TF-1440	Freightliner Cascadia Step Fairing Scuff Panels — 4 Pieces	2013+
TF-1705	Freightliner Cascadia Bumper Trim	All Years
TF-1109	Freightliner Cascadia Hood Latch Trim	All Years
TF-1409	Freightliner Cascadia Lower Window Trim	All Years
TF-1418	Freightliner Cascadia Door Handle Trim	All Years
TF-1411	Freightliner Cascadia Side Marker Light Trim	All Years
TF-1412	Freightliner Cascadia Upper Sleeper Window Trim	All Years
TF-1413	Freightliner Cascadia Baggage Door Trim	All Years
TF-1414	Freightliner Cascadia Sleeper Door Trim	All Years
TF-1415	Freightliner Cascadia Upper Sleeper Trim	All Years
TF-1416	Freightliner Cascadia Lower Kick Plate	All Years



FREIGHTLINER CASCADIA

CASCADIA CAB PANELS 2008 - 2010

Mount underneath OEM kick panel & to sleeper skirt if needed. Hardware is included (drilling may be required).



TF-1311



TF-1310



TF-1310LF



TF-1310LFC



TF-1310LM



TF-1310LMC

CAB PANELS

SOLD IN PAIRS

DIMENSIONS: 44.25" X 3" WIDE.

PART NO.	DESCRIPTION	LIGHT QTY.	LIGHT PART NO.	
TF-1311	Blank	-	-	-
TF-1310	Slotted Light Holes	8	-	-
TF-1310LF	Flatline Amber Marker LEDs	8	TLED-FGA	
TF-1310LFC	Flatline Clear Amber Marker LEDs	8	TLED-FGCA	
TF-1310LM	Generation Amber Marker LEDs	8	TLED-G4A	
TF-1310LMC	Generation Clear Amber Marker LEDs	8	TLED-G4CA	

CASCADIA DAYCAB CAB PANELS 2008 - 2013

Designed to fit Daycabs only, mounts underneath cab. Hardware is included (drilling may be required).



TF-1321



TF-1314



TF-1314LF



TF-1314LFC



TF-1314LM



TF-1314LMC

DAYCAB CAB PANELS

SOLD IN PAIRS

DIMENSIONS: 50.5" X 4" WIDE.

PART NO.	DESCRIPTION	LIGHT QTY.	LIGHT PART NO.	
TF-1321	Blank	-	-	-
TF-1314	Slotted Light Holes	8	-	-
TF-1314LF	Flatline Marker Amber LEDs	8	TLED-FGA	
TF-1314LFC	Flatline Marker Clear Amber LEDs	8	TLED-FGCA	
TF-1314LM	Generation Amber Marker LEDs	8	TLED-G4A	
TF-1314LMC	Generation Clear Amber Marker LEDs	8	TLED-G4CA	

FREIGHTLINER CASCADIA

CASCADIA SLEEPER & EXTENSION PANELS 2008 - 2010

Dimensions: 3" wide. Attaches at the end of the cab skirt to the end of the sleeper. Hardware and wire harness is included.

SLEEPER & EXTENSION 72"

SOLD IN PAIRS

DIMENSIONS: 3" WIDE.



TF-1511



TF-1510



TF-1510LF







TF-1510LM



TF-1510LMC



TF-1510LFC

PART NO.	DESCRIPTION	LIGHT QTY.	LIGHT PART NO.	
TF-1511	Blank	-	-	-
TF-1510	Slotted Light Holes	12	-	-
TF-1510LF	Flatline Amber Marker LEDs	12	TLED-FGA	
TF-1510LFC	Flatline Clear Amber Marker LEDs	12	TLED-FGCA	
TF-1510LM	Generation Amber Marker LEDs	12	TLED-G4A	
TF-1510LMC	Generation Clear Amber Marker LEDs	12	TLED-G4CA	

CASCADIA STANDARD CAB, 72" SLEEPER & EXTENSION PANEL KITS WITH FAIRING 2008 - 2010

Includes cab, 72" sleeper and extension panel. Hardware is included (drilling may be required).

STANDARD CAB & SLEEPER EXTENSION KITS

SOLD IN PAIRS

DIMENSIONS: 3" WIDE.





TF-1022



TF-1022L




TF-1022LC

PART NO.	DESCRIPTION	LIGHT QTY.	LIGHT PART NO.	
TF-1022	3/4" Button Holes	30	-	-
TF-1022L	Amber Button LEDs	30	TLED-B3A	
TF-1022LC	Clear Amber Button LEDs	30	TLED-B3CA	



CASCADIA EVOLUTION 60" CAB, SLEEPER & EXTENSION PANEL KITS

Includes cab, 60" sleeper and extension panel. Hardware is included (drilling may be required).




EVOLUTION CAB & SLEEPER EXTENSION KITS

SOLD IN PAIRS
DIMENSIONS: 3" WIDE.

PART NO.	DESCRIPTION	LIGHT QTY.	LIGHT PART NO.	
TF-1015	Blank	-	-	-
TF-1016	Slotted Light Holes	14	-	-
TF-1016LF	Flatline Marker Amber LEDs	14	TLED-FGA	
TF-1016LFC	Flatline Marker Clear Amber LEDs	14	TLED-FGCA	
TF-1016LM	Generation Amber Marker LEDs	14	TLED-G4A	
TF-1016LMC	Generation Clear Amber Marker LEDs	14	TLED-G4CA	







CASCADIA EVOLUTION 72" CAB, SLEEPER & EXTENSION PANEL KITS

Includes cab, 72" sleeper and extension panel. Hardware is included (drilling may be required).



EVOLUTION CAB & SLEEPER EXTENSION KITS

SOLD IN PAIRS
DIMENSIONS: 3" WIDE.

PART NO.	DESCRIPTION	LIGHT QTY.	LIGHT PART NO.	
TF-1017	Blank	-	-	-
TF-1018	Slotted Light Holes	16	-	-
TF-1018LF	Flatline Marker Amber LEDs	16	TLED-FGA	
TF-1018LFC	Flatline Marker Clear Amber LEDs	16	TLED-FGCA	
TF-1018LM	Generation Amber Marker LEDs	16	TLED-G4A	
TF-1018LMC	Generation Clear Amber Marker LEDs	16	TLED-G4CA	
TF-1023	3/4" Button Holes	44	-	-
TF-1023L	Amber Button LEDs	44	TLED-B3A	
TF-1023LC	Clear Amber Button LEDs	44	TLED-B3CA	

FREIGHT CENTURY / COLUMBIA / CORONADO

SUNVISOR INSERTS

Installs using double sided 3M tape. For installation instructions visit our website.

SUNVISOR INSERTS

SOLD IN PAIRS



TF-1404



TF-1408



TF-1403



TF-1431

PART NO.	DESCRIPTION	YEAR
TF-1403	Freightliner Columbia & Century Class Sunvisor Side Insert	1997+
TF-1404	Freightliner Coronado Sunvisor Side Insert	2001+
TF-1408	Freightliner Columbia - Century Sun Visor Extension Strip	2005-
TF-1431	Freightliner Columbia Sunvisor Extension Strip	2006+

DOOR WINDOW DEFLECTORS 2003 - 2010

Installs using double sided 3M tape. For installation instructions visit our website.

DOOR WINDOW DEFLECTORS

SOLD IN PAIRS



TF-1405



TF-1429



TF-1430

PART NO.	DESCRIPTION
TF-1405	Freightliner Columbia, Coronado & Century Class Door Window Deflector
TF-1429	Freightliner 5" Chop Top Window - Century / Columbia / Coronado
TF-1430	Freightliner 5" Flange Chop Top Window - Century / Columbia / Coronado

WIPER ARM COVER 2000+

Installs using double sided 3M tape. For installation instructions visit our website.

WIPER ARM COVER

SOLD IN PAIRS



PART NO.	DESCRIPTION
TF-1010	Freightliner Columbia - Century - Coronado Wiper Arm Cover

FREIGHT CENTURY / COLUMBIA / CORONADO

DOOR / WINDOW TRIMS

Installs using double sided 3M tape. For installation instructions visit our website.

DOOR TRIM

SOLD INDIVIDUALLY

DIMENSIONS:
24 1/2" WIDE X 17.69" HIGH.



WINDOW TRIM

FITS 25 1/2" X 15 1/4" WINDOWS.

PART NO.	DESCRIPTION	YEAR
TF-1407	Freightliner Columbia Storage Door Trim	2006 and Earlier

PART NO.	DESCRIPTION	YEAR
TF-1406	Freightliner Columbia & Century Class Window Trim	2003+

HOODSHIELD BUG DEFLECTORS

Bug Deflector requires drilling into fiberglass hood is required. Hardware Kit is included.



THOD-FLCC2



THOD-FLCC

BUG DEFLECTORS

PART NO.	DESCRIPTION	YEAR
THOD-FLCC	Hoodshield Bug Deflector for Freightliner Century Class	-
THOD-FLCC2	Hoodshield Bug Deflector for Freightliner Century Class	2005+

GRILL TRIM 2005 & EARLIER

Drilling required. Comes in three pieces to completely surround grill. Hardware is included.



PART NO.	DESCRIPTION
TF-1105	Freightliner Century Class Grill Trim

GRILL KIT 2005+

Kit includes Hoodshield Bug Deflector, Louvered Grill & Grill Trim Surround. Mounts on the inside of grill.



PART NO.	DESCRIPTION
TF-1004	Freightliner Century Class Hoodshield Bug Deflector, Louvered Grill & Surround Kit - 10 Bars

GRILL KIT

LOWER FRONT FAIRING PANEL 2005+

Install using double sided 3M tape.



FRONT FAIRING PANEL

SOLD IN PAIRS

PART NO.	DESCRIPTION
TF-1615	Freightliner Century-Columbia Lower Front Fairing Panels



COLUMBIA-CENTURY-CORONADO GANGSTER SUNVISORS

All sunvisors include 5 front brackets. Installs by drilling directly into the cab & using TRUX brackets. Replace original factory brackets with TRUX sunvisor brackets. All hardware included.

14" DAYCAB



TSUN-F24



TSUN-F42



TSUN-F42LF







TSUN-F42LFC



TSUN-F42LM



TSUN-F42LMC

PART NO.	DESCRIPTION	LIGHT QTY.	LIGHT PART NO.		YEAR
TSUN-F24	Columbia, Century Class, & Coronado Day Cab Sunvisor	-	-	-	2001+
TSUN-F42	Slotted Light Holes	6	-	-	2001+
TSUN-F42LF	Flatline Marker Amber LEDs	6	TLED-FGA		2001+
TSUN-F42LFC	Flatline Marker Clear Amber LEDs	6	TLED-FGCA		2001+
TSUN-F42LM	Generation Amber Marker LEDs	6	TLED-G4A		2001+
TSUN-F42LMC	Generation Clear Amber Marker LEDs	6	TLED-G4CA		2001+

16" MID ROOF



TSUN-F17



TSUN-F18



TSUN-F21



TSUN-F22

PART NO.	DESCRIPTION	LIGHT QTY.	YEAR
TSUN-F17	16" Freightliner Columbia & Century Class Mid & High Roof Sunvisor	-	2005+
TSUN-F18	16" Freightliner Columbia & Century Class Mid & High Roof Sunvisor with 2" Light Holes	5	2005+
TSUN-F21	16" Freightliner Columbia, Century Class 2004 & Earlier, & Coronado (2001+) Mid & High Roof Sunvisor	-	2004 & earlier
TSUN-F22	16" Freightliner Columbia, Century Class (2004 & Earlier) Coronado (2001+) Mid & High Roof Sunvisor with 2" Light Holes	10	See Description



GANGSTER SUNVISOR

All sunvisors include 5 front brackets. Installs by drilling directly into the hood & using TRUX brackets. Replace original factory brackets with TRUX sunvisor brackets. All hardware included.



16.5"
DROP

PART NO.	DESCRIPTION	LIGHT QTY.
TSUN-F34	16 1/2" Freightliner Columbia, Century Class (2005+), & Coronado (2010+) Mid Roof Sunvisor with 5 x 2" Round Light Holes	5

COLUMBIA-CENTURY MID-ROOF GANGSTER SUNVISORS

All sunvisors include 5 front brackets. Installs by drilling directly into the hood & using trux brackets. Replace original factory brackets with trux sunvisor brackets. All hardware included.



TSUN-F19



TSUN-F19LF



TSUN-F19LFC







TSUN-F19LM



TSUN-F19LMC

16"
DROP

PART NO.	DESCRIPTION	LIGHT QTY.	LIGHT PART NO.		YEAR
TSUN-F19	Slotted Light Holes	5	-	-	2005+
TSUN-F19LF	Flatline Marker Amber LEDs	5	TLED-FGA		2005+
TSUN-F19LFC	Flatline Marker Clear Amber LEDs	5	TLED-FGCA		2005+
TSUN-F19LM	Generation Amber Marker LEDs	5	TLED-G4A		2005+
TSUN-F19LMC	Generation Clear Amber Marker LEDs	5	TLED-G4CA		2005+

FREIGHTLINER COLUMBIA

HOODSHIELD BUG DEFLECTOR 2001+

Drilling into hood is required. Comes with hardware kit.

BUG DEFLECTOR



PART NO.	DESCRIPTION
THOD-FLCOL	Hoodshield Bug Deflector for Freightliner Columbia

FENDER GUARD

Mounts to front fender using supplied hardware.

FENDER GUARD

SOLD IN PAIRS



PART NO.	DESCRIPTION
TF-1208	Freightliner Columbia Fender Guard

FENDER TRIM 2008+

Installs using 3M double sided tape. For installation instructions visit our website.

SIDE FENDER TRIM

SOLD IN PAIRS



PART NO.	DESCRIPTION
TFT-FLCOL	Freightliner Columbia Front Side Fender Trim

CAB & HOOD TRIM

A 6 piece set of cab accent strip trims. Install using 3M double sided tape. For installation instructions visit our website.

ACCENT TRIM

SOLD IN PAIRS



PART NO.	DESCRIPTION
TF-1106	Freightliner Columbia Hood & Cab Accent Trim

SIDE MARKER LIGHT TRIMS

Installs using 3M double sided tape. For installation instructions visit our website.



TF-1604



TF-1605

LIGHT TRIMS

SOLD IN PAIRS

PART NO.	DESCRIPTION	YEAR
TF-1604	Freightliner Columbia Marker Light Trim	2005 & Earlier
TF-1605	Freightliner Columbia Marker Light Trim	2006+

GRILL INSERT PANEL

Replace the OEM mesh panel with a stainless steel "Columbia" cut-out panel. No mounting hardware required.

GRILL INSERT PANEL

SOLD INDIVIDUALLY



PART NO.	DESCRIPTION
TF-1706	Freightliner Columbia Grille Filler Panel

DOOR HANDLE & LOGO TRIM

Sold as a 4 piece set which includes the door handle and logo trims. Install using 3M double sided tape. For installation instructions visit our website.



DOOR HANDLE & LOGO TRIM

SOLD AS 4 PIECE SET.

PART NO.	DESCRIPTION
TF-1424	Freightliner Columbia Door Handle & Logo Trim

COLUMBIA UPPER VENT TRIM 2006+

Install using supplied double sided 3M tape. For installation instructions visit our website.



TRIM UPPER VENT

SOLD INDIVIDUALLY

PART NO.	DESCRIPTION
TF-1613	Freightliner Columbia Upper Vent Trim

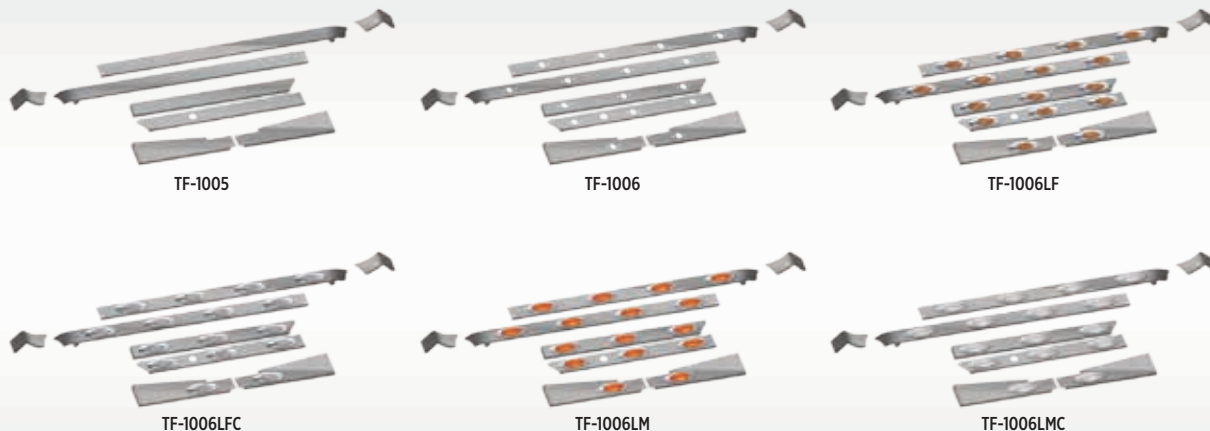
FREIGHTLINER COLUMBIA





70" CAB, SLEEPER & 26" EXTENSION KITS

Designed for 70" mid roof Columbia models. These panels cannot be used with chassis fairings. Includes cab, sleeper and 21" sleeper extension. Hardware and wire harness is included.

SIDE MOUNT EXHAUST


SOLD AS A KIT.







PART NO.	DESCRIPTION	LIGHT QTY.	LIGHT PART NO.	
TF-1005	Blank	-	-	-
TF-1006	Slotted Light Holes	16	-	-
TF-1006LF	Flatline Amber Marker LEDs	16	TLED-FGA	
TF-1006LFC	Flatline Clear Amber Marker LEDs	16	TLED-FGCA	
TF-1006LM	Generation Amber Marker LEDs	16	TLED-G4A	
TF-1006LMC	Generation Clear Amber Marker LEDs	16	TLED-G4CA	

REAR MOUNT EXHAUST

SOLD AS A KIT.








PART NO.	DESCRIPTION	LIGHT QTY.	LIGHT PART NO.	
TF-1007	Blank	-	-	-
TF-1008	Slotted Light Holes	16	-	-
TF-1008LF	Flatline Amber Marker LEDs	16	TLED-FGA	
TF-1008LFC	Flatline Clear Amber Marker LEDs	16	TLED-FGCA	
TF-1008LM	Generation Amber Marker LEDs	16	TLED-G4A	
TF-1008LMC	Generation Clear Amber Marker LEDs	16	TLED-G4CA	

70" CAB, SLEEPER & 26" EXTENSION KITS


Designed for 70" mid roof Columbia models. These panels cannot be used with chassis fairings. Includes cab, sleeper and 21" sleeper extension. Hardware and wire harness is included.





SIDE MOUNT EXHAUST SOLD AS A KIT.



PART NO.	DESCRIPTION	LIGHT QTY.		LIGHT PART NO.
TF-1009	Blank	-	-	-
TF-1012	Slotted Light Holes	18	-	-
TF-1012LF	Flatline Amber Marker LEDs	18	TLED-FGA	
TF-1012LFC	Flatline Clear Amber Marker LEDs	18	TLED-FGCA	
TF-1012LM	Generation Amber Marker LEDs	18	TLED-G4A	
TF-1012LMC	Generation Clear Amber Marker LEDs	18	TLED-G4CA	

REAR MOUNT EXHAUST SOLD AS A KIT.



PART NO.	DESCRIPTION	LIGHT QTY.		LIGHT PART NO.
TF-1013	Blank	-	-	-
TF-1014	Slotted Light Holes	18	-	-
TF-1014LF	Flatline Amber Marker LEDs	18	TLED-FGA	
TF-1014LFC	Flatline Clear Amber Marker LEDs	18	TLED-FGCA	
TF-1014LM	Generation Amber Marker LEDs	18	TLED-G4A	
TF-1014LMC	Generation Clear Amber Marker LEDs	18	TLED-G4CA	

FREIGHTLINER CORONADO

SUNVISOR EXTENSION & SUNVISOR TRIM

Installs using 3M double sided tape. For installation instructions visit our website.

SUNVISOR EXTENSION

DESIGNED TO ADD 3" WIDE EXTENSION TO THE FACTORY SUNVISOR.



SUNVISOR TRIM

SOLD IN PAIRS


PART NO.	DESCRIPTION	YEAR
TF-1417	Freightliner Coronado Sunvisor Extension Strip	2006 & Earlier

PART NO.	DESCRIPTION	YEAR
TF-1426	Freightliner Coronado Side Sunvisor Trim	2006 & Earlier

HOODSHIELD BUG DEFLECTORS

Drilling into hood is required. Comes with hardware kit.

BUG DEFLECTORS




PART NO.	DESCRIPTION	YEAR
THOD-FLCOR	Hoodshield Bug Deflector for Freightliner Coronado	2003 - 2010
THOD-FLCOR2	Hoodshield Bug Deflector for Freightliner Coronado	2010+
THOD-FLCOR3	Hoodshield Bug Deflector for Freightliner Coronado Severe Duty	2013+

GRILL DEFLECTORS

Drilling into hood is required. Comes with hardware kit.

SIDE GRILL DEFLECTORS

SOLD IN PAIRS



PART NO.	DESCRIPTION	YEAR
TF-1107	Freightliner Coronado Side Grill Deflector	2010 & Earlier
TF-1117	Freightliner Coronado Set Forward Axle Short Grill Deflector 15"	2010+
TF-1118	Freightliner Coronado Set Forward Axle Long Grill Deflector - 20"	2010+

FREIGHTLINER CORONADO

FENDER GUARDS

Mounts below headlights using supplied hardware.

FENDER GUARDS

SOLD IN PAIRS



TF-1210



TF-1211

PART NO.	DESCRIPTION	YEAR
TF-1209	Freightliner Coronado Below Headlight Fender Guard	2010 & Earlier
TF-1210	Freightliner Coronado Below Headlight Set Forward Axle Fender Guard	2010+
TF-1211	Freightliner Coronado Headlight Surround Set Forward Axle Fender Guard	2010+
TF-1212	Freightliner Coronado Below Headlight Set Back Axle Fender Guard	2010+

LOWER GRILL TRIM

Install using supplied hardware.

TRIM LOWER GRILL

SOLD INDIVIDUALLY



PART NO.	DESCRIPTION	YEAR
TF-1108	Freightliner Coronado Lower Grill Trim	2010 & Earlier

FREIGHTLINER CORONADO

DOOR ACCENTS

Installs using 3M double sided tape. For installation instructions visit our website.

DOOR ACCENTS

SOLD IN PAIRS



TF-1422



TF-1423

PART NO.	DESCRIPTION	YEAR
TF-1422	Freightliner Coronado Door Under Window Accent	2010+
TF-1423	Freightliner Coronado Door Post Accent	2010+

DOOR WINDOW SHADE

Install using supplied hardware and double sided 3M tape. For installation instructions visit our website.

SHADE DOOR & WINDOW

SOLD IN PAIRS



PART NO.	DESCRIPTION	YEAR
TF-1427	Freightliner Coronado Door Window Shade	2010+

DOOR HANDLE TRIM

Install using supplied double sided 3M tape. For installation instructions visit our website.



TRIM DOOR HANDLE

SOLD IN PAIRS

PART NO.	DESCRIPTION	YEAR
TF-1420	Freightliner Coronado Door Handle Trim	2010+

SLEEPER VENT TRIM

Installs using 3M double sided tape. For installation instructions visit our website.

TRIM SLEEPER VENT



PART NO.	DESCRIPTION	YEAR
TF-1421	Freightliner Coronado Sleeper Vent Trim	2010+

BATTERY BOX COVER

Install using supplied hardware and double sided 3M tape. For installation instructions visit our website.



BATTERY BOX COVER

SOLD IN PAIRS
DIMENSIONS 36" LONG.

PART NO.	DESCRIPTION	YEAR
TF-1608	FTL Coronado Battery Box Covers - 36" Battery Box	2010 & Earlier

FREIGHTLINER


CLASSIC/FLD120/FLD112






RAISED ROOF GANGSTER SUNVISORS 1991+

Installs using existing brackets.

16" RAISED ROOF








PART NO.	DESCRIPTION	LIGHT QTY.	LIGHT PART NO.	
TSUN-F5	Slotted Light Holes	10		-
TSUN-F5L	Flatline Marker Amber LEDs	10	TLED-2A & TBEZ-2CH4	
TSUN-F5LC	Flatline Marker Clear Amber LEDs	10	TLED-2TA & TBEZ-2CH4	
TSUN-F5LF	Generation Amber Marker LEDs	10	TLED-F2A & TBEZ-2CH4	
TSUN-F5LFC	Generation Clear Amber Marker LEDs	10	TLED-F2CA & TBEZ-2CH4	

RAISED ROOF GANGSTER SUNVISORS 1991+

Installs using existing brackets.

16" RAISED ROOF



PART NO.	DESCRIPTION	LIGHT QTY.	LIGHT PART NO.	
TSUN-F6	Blank	-	-	-
TSUN-F8	Slotted Light Holes	6	-	-
TSUN-F8LF	Flatline Marker Amber LEDs	6	TLED-FGA	
TSUN-F8LFC	Flatline Marker Clear Amber LEDs	6	TLED-FGCA	
TSUN-F8LM	Generation Amber Marker LEDs	6	TLED-G4A	
TSUN-F8LMC	Generation Clear Amber Marker LEDs	6	TLED-G4CA	

MID ROOF GANGSTER SUNVISORS 1991+

Installs using existing brackets.

16"
MID ROOF



TSUN-F10



TSUN-F9L



TSUN-F9LC







TSUN-F9



TSUN-F9LF



TSUN-F9LFC

PART NO.	DESCRIPTION	LIGHT QTY.	LIGHT PART NO.	
TSUN-F10	Blank	-	-	-
TSUN-F9	Slotted Light Holes	10	-	-
TSUN-F9L	Flatline Marker Amber LEDs	10	TLED-2A & TBEZ-2CH4	
TSUN-F9LC	Flatline Marker Clear Amber LEDs	10	TLED-2TA & TBEZ-2CH4	
TSUN-F9LF	Generation Amber Marker LEDs	10	TLED-F2A & TBEZ-2CH4	
TSUN-F9LFC	Generation Clear Amber Marker LEDs	10	TLED-F2CA & TBEZ-2CH4	

MID ROOF GANGSTER SUNVISORS 1991+

Installs using existing brackets.

16"
MID ROOF



TSUN-F12



TSUN-F12LF







TSUN-F12LFC



TSUN-F12LM



TSUN-F12LMC

PART NO.	DESCRIPTION	LIGHT QTY.	LIGHT PART NO.	
TSUN-F12	Slotted Light Holes	6	-	-
TSUN-F12LF	Flatline Marker Amber LEDs	6	TLED-FGA	
TSUN-F12LFC	Flatline Marker Clear Amber LEDs	6	TLED-FGCA	
TSUN-F12LM	Generation Amber Marker LEDs	6	TLED-G4A	
TSUN-F12LMC	Generation Clear Amber Marker LEDs	6	TLED-G4CA	



FLAT TOP GANGSTER SUNVISORS 1991+

Installs using existing brackets.

15"
DROP



TSUN-F1



TSUN-F2



TSUN-F3



TSUN-F4

PART NO.	DESCRIPTION
TSUN-F1	FLD Flat Top Sunvisor - Cab Mounted Mirrors
TSUN-F2	FLD Flat Top Sunvisor - Door Mounted Mirrors
TSUN-F3	FLD Fiberglass Flat Top Sunvisor - Cab Mounted Mirrors
TSUN-F4	FLD Fiberglass Flat Top Sunvisor - Door Mounted Mirrors

DOOR WINDOW SHADE

Installs using supplied optional hardware or 3M double sided tape. For installation instructions visit our website.

DOOR WINDOW SHADE

SOLD IN PAIRS

FITS: CLASSIC / XL FLD-112 / 120 MODELS



PART NO.	DESCRIPTION
TF-1401	Freightliner Classic & FLD120 / FLD112 Door Window Shade

WIPER ARM COVER 2004+

Install using double sided 3M tape. For installation instructions visit our website.

WIPER ARM COVER

SOLD IN PAIRS



PART NO.	DESCRIPTION
TF-1011	Freightliner Classic, Classic XL, FLD 112, FLD 120 Wiper Arm Cover

DOOR WINDOW DEFLECTORS 1991+

Installs using supplied optional hardware or 3M double sided tape. For installation instructions visit our website.



TF-1402

DOOR WINDOW DEFLECTORS

SOLD IN PAIRS

PART NO.	DESCRIPTION
TF-1402	Freightliner Classic & FLD120 / FLD112 Door Window Deflector
TF-1433	Freightliner Classic 6" Flange Chop Top Window - Door Mounted Mirror
TF-1434	Freightliner Classic 6" Chop Top Window - Door Mounted Mirror
TF-1435	Freightliner FLD120 6" Flange Chop Top Window - Door Mounted Mirror
TF-1436	Freightliner FLD120 6" Chop Top Window - Door Mounted Mirror

HOODSHIELD BUG DEFLECTORS 1991+

Drilling into hood is required. Comes with hardware kit.



THOD-FLD120



THOD-FLCL

BUG DEFLECTORS

PART NO.	DESCRIPTION	DIMENSIONS
THOD-FLD120	Hoodshield Bug Deflector for Freightliner FLD120	Width 46"
THOD-FLCL	Hoodshield Bug Deflector for Freightliner Classic	Width 48"

FREIGHTLINER CLASSIC / FLD120 / FLD112

FENDER GUARDS

Mounts to front fender below headlight. Hardware included.

HEADLIGHT FENDER GUARDS

SOLD IN PAIRS




TF-1205



TF-1203



TF-1204



TF-1213



TF-1207



TF-1206

PART NO.	DESCRIPTION	YEAR
TF-1207	Freightliner FLD112 / 120 Below Headlight Fender Guard	-
TF-1203	Freightliner Classic Short Hood Headlight Fender Guard	-
TF-1204	Freightliner Classic Fender Guard	1993 - 2006
TF-1205	Freightliner Classic Fender Guard	2007+
TF-1206	Freightliner Classic Fender Guard	1972 - 1987
TF-1213	Freightliner Classic Below Headlight Fender Guards For Short Hood Models	-

GRILL DEFLECTORS

Mounts behind grille bezel on paint. Drilling of hood required. Comes with hardware kit. Install using double sided 3M tape. For installation instructions visit our website.

SIDE GRILL DEFLECTORS

SOLD IN PAIRS



TF-1104



TF-1102

PART NO.	DESCRIPTION	YEAR
TF-1102	Side Shield for Freightliner Classic	1993+
TF-1104	Freightliner FLD120 Side Grill Deflector	1991+

LOUVERED GRILL 1990+

Mounts to front fender using supplied hardware.



GRILL LOUVERED

PART NO.	DESCRIPTION
TF-1003	Freightliner Classic Louvered Grill - 14 Bars

HEADLIGHT VISORS 1992+

Installs using existing hardware. Mounts behind headlight bezel.



TF-1201



HEADLIGHT VISORS


SOLD IN PAIRS

FITS ALSO WESTERN STAR MODELS.

PART NO.	DESCRIPTION
TF-1201	Freightliner Classic Single Headlight Visor
TF-1202	Freightliner Classic Double Headlight Visor

SIDE FENDER TRIM 2006+

Installs using 3M tape. For installation instructions visit our website.



SIDE FENDER TRIM

SOLD IN PAIRS

PART NO.	DESCRIPTION
TFT-FLCL	Freightliner Classic Front Side Fender Trim

BATTERY & TOOL BOX PANEL 1989+

Mounts to battery tool box. Install using supplied hardware.



BATTERY TOOL BOX PANEL

SOLD IN PAIRS

PART NO.	DESCRIPTION
TF-1601	Freightliner Classic Battery Tool Box Panel - 43" Long


CLASSIC FRONT AIR CLEANER LIGHT BARS

Attaches to existing holes in the brackets. All air cleaners with 2" round LEDs are installed with bezels. Wire harnesses are included.

13" FRONT AIR CLEANER

SOLD IN PAIRS

FITS 13" DONALDSON & VORTOX STANDARD AIR CANS.



PART NO.	DESCRIPTION	LIGHT QTY.	LIGHT PART NO.	
TF-1801	Round Light Holes	14	-	-
TF-1801L	2" Amber LEDs with Bezel	14	TLED-2A & TBEZ-2CH4	
TF-1801LC	2" Clear Amber LEDs with Bezel	14	TLED-2TA & TBEZ-2CH4	
TF-1801LF	2" Amber Flatline LEDs with Bezel	14	TLED-F2A & TBEZ-2CH4	
TF-1801LFC	2" Clear Amber Flatline LEDs with Bezel	14	TLED-F2CA & TBEZ-2CH4	
TF-1802LF	Flatline Marker Amber LEDs	12	TLED-FG2A	
TF-1802LFC	Flatline Marker Amber LEDs	12	TLED-FG2CA	
TF-1802LM	Generation Amber Marker LEDs	12	TLED-G2A	
TF-1802LMC	Generation Clear Amber Marker LEDs	12	TLED-G2CA	

CLASSIC & CLASSIC XL FRONT AIR CLEANER LIGHT BARS 1993+

Attaches to existing holes in the brackets. All air cleaners with 2" round LEDs are installed with bezels. Wire harnesses are included.

15" FRONT AIR CLEANER

SOLD IN PAIRS

FITS 13" DONALDSON STANDARD AIR CANS.



PART NO.	DESCRIPTION	LIGHT QTY.	LIGHT PART NO.	
TF-1803	Slotted Light Holes	6	-	-
TF-1803LF	Amber Flatline Marker LEDs	6	TLED-FGA	
TF-1803LFC	Clear Amber Flatline Marker LEDs	6	TLED-FGCA	
TF-1803LM	Generation Amber Marker LEDs	6	TLED-G4A	
TF-1803LMC	Generation Clear Amber Marker LEDs	6	TLED-G4CA	




PART NO.	DESCRIPTION	LIGHT QTY.	LIGHT PART NO.	
TF-1804	Round Light Holes	12	-	-
TF-1804L	2" Amber LEDs with Bezel	12	TLED-2A & TBEZ-2CH4	
TF-1804LC	2" Clear Amber LEDs with Bezel	12	TLED-2TA & TBEZ-2CH4	
TF-1804LF	2" Amber Flatline LEDs with Bezel	12	TLED-F2A & TBEZ-2CH4	
TF-1804LFC	2" Clear Amber Flatline LEDs with Bezel	12	TLED-F2CA & TBEZ-2CH4	

CLASSIC REAR AIR CLEANER LIGHT BARS

Mounts to air cleaner strap bolts. No drilling required. All air cleaners with 2" round LEDs are installed with bezels. Wire harnesses are included.

PART NO.	DESCRIPTION	LIGHT QTY.	LIGHT PART NO.	
TF-1805	2" Light Holes	12	-	-
TF-1805L	2" Red LEDs with Bezels	12	TLED-2R / TBEZ-2CH4	
TF-1805LC	2" Clear Red LEDs with Bezels	12	TLED-2TR / TBEZ-2CH4	
TF-1805LF	2" Flatline Red LEDs with Bezels	12	TLED-F2R / TBEZ-2CH4	
TF-1805LFC	2" Flatline Clear Red LEDs with Bezels	12	TLED-F2CR / TBEZ-2CH4	
TF-1806	Slotted Light Holes	12	-	-
TF-1806LF	Flatline Marker Red LEDs	12	TLED-FG2R	
TF-1806LFC	Flatline Marker Clear Red LEDs	12	TLED-FG2CR	
TF-1806LM	Generation Red Marker LEDs	12	TLED-G2R	
TF-1806LMC	Generation Clear Red Marker LEDs	12	TLED-G2CR	








13" AIR CLEANER

SOLD IN PAIRS
FITS 13" DONALDSON STANDARD AIR CANS.

CLASSIC & CLASSIC XL REAR AIR CLEANER LIGHT BARS 1993+

Attaches to existing holes in the brackets. All air cleaners with 2" round LEDs are installed with bezels. Wire harnesses are included.







PART NO.	DESCRIPTION	LIGHT QTY.	LIGHT PART NO.	
TF-1807	Slotted Light Holes	6	-	-
TF-1807LF	Flatline Marker Red LEDs	6	TLED-FGR	
TF-1807LFC	Flatline Marker Clear Red LEDs	6	TLED-FGCR	
TF-1807LM	Generation Red Marker LEDs	6	TLED-G4R	
TF-1807LMC	Generation Clear Red Marker LEDs	6	TLED-G4CR	

13" DONALDSON AIR CLEANER

SOLD IN PAIRS
FITS 13" DONALDSON STANDARD AIR CANS.



PART NO.	DESCRIPTION	LIGHT QTY.	LIGHT PART NO.	
TF-1808	2" Light Holes	12	-	-
TF-1808L	2" Red LEDs with Bezels	12	TLED-2R / TBEZ-2CH4	
TF-1808LC	2" Clear Red LEDs with Bezels	12	TLED-2TR / TBEZ-2CH4	
TF-1808LF	2" Flatline Red LEDs with Bezels	12	TLED-F2R / TBEZ-2CH4	
TF-1808LFC	2" Flatline Clear Red LEDs with Bezels	12	TLED-F2CR / TBEZ-2CH4	

FREIGHTLINER CLASSIC / FLD120 / FLD112

CLASSIC, CLASSIC XL, FLD112 & FLD120 COWL PANELS 1991+

Mounts over OEM cowl panel.

COWL PANELS

SOLD IN PAIRS



TF-1307



TF-1309



TF-1309LF



TF-1309LFC



TF-1309LM



TF-1309LMC

PART NO.	DESCRIPTION	LIGHT QTY.	LIGHT PART NO.	
TF-1307	Blank	-	-	-
TF-1309	Slotted Light Holes	2	-	-
TF-1309LF	Flatline Marker Amber LEDs	2	TLED-FGA	
TF-1309LFC	Flatline Marker Clear Amber LEDs	2	TLED-FGCA	
TF-1309LM	Generation Amber Marker LEDs	2	TLED-G4A	
TF-1309LMC	Generation Clear Amber Marker LEDs	2	TLED-G4CA	

CLASSIC, CLASSIC XL, FLD112 & FLD120 CAB PANELS 1991+

Designed for models with rear exhaust and no side fairing. Mounts underneath cab to sleeper. Hardware is included (drilling maybe required).

CAB PANELS

DIMENSIONS:
38.75" X 3.5" WIDE.

SOLD IN PAIRS

PART NO.	DESCRIPTION	LIGHT QTY.	LIGHT PART NO.		ITEM
TF-1301	Blank	-	-	-	
TF-1303	Slotted Light Holes	6	-	-	
TF-1303LF	Flatline Amber Marker LEDs	6	TLED-FGA		
TF-1303LFC	Flatline Clear Amber Marker LEDs	6	TLED-FGCA		
TF-1303LM	Generation Amber Marker LEDs	6	TLED-G4A		
TF-1303LMC	Generation Clear Amber Marker LEDs	6	TLED-G4CA		

FREIGHTLINER CLASSIC / FLD120 / FLD112

CLASSIC, CLASSIC XL, FLD112 & FLD120 CAB PANELS 1991+

Designed for models with rear exhaust and no side fairing. Mounts underneath cab to sleeper. Hardware is included (drilling may be required).

CAB PANELS

SOLD IN PAIRS

DIMENSIONS:
43.25" X 3.5" WIDE.



TF-1304



TF-1306



TF-1306LF







TF-1306LFC



TF-1306LM



TF-1306LMC

PART NO.	DESCRIPTION	LIGHT QTY.		LIGHT PART NO.
TF-1304	Blank	-	-	-
TF-1306	Slotted Light Holes	8	-	-
TF-1306LF	Flatline Marker Amber LEDs	8	TLED-FGA	
TF-1306LFC	Flatline Marker Clear Amber LEDs	8	TLED-FGCA	
TF-1306LM	Generation Amber Marker LEDs	8	TLED-G4A	
TF-1306LMC	Generation Clear Amber Marker LEDs	8	TLED-G4CA	



TF-1323



TF-1322



TF-1322LF







TF-1322LFC



TF-1322LM



TF-1322LMC

PART NO.	DESCRIPTION	LIGHT QTY.		LIGHT PART NO.
TF-1323	Blank	-	-	-
TF-1322	Slotted Light Holes	6	-	-
TF-1322LF	Flatline Marker Amber LEDs	6	TLED-FGA	
TF-1322LFC	Flatline Marker Clear Amber LEDs	6	TLED-FGCA	
TF-1322LM	Generation Amber Marker LEDs	6	TLED-G4A	
TF-1322LMC	Generation Clear Amber Marker LEDs	6	TLED-G4CA	

CAB PANELS

SOLD IN PAIRS

DIMENSIONS:
33.5" X 3.5" WIDE.


CLASSIC 70" SLEEPER PANELS 1996+

Mounts underneath the sleeper. Hardware, wire harness is included.

70" SLEEPER PANELS

SOLD IN PAIRS

DIMENSIONS: 3.5" WIDE.



PART NO.	DESCRIPTION	LIGHT QTY.	LIGHT PART NO.	
TF-1501	Blank	-	-	-
TF-1503	Slotted Light Holes	8	-	-
TF-1503LF	Flatline Amber Marker LEDs	8	TLED-FGA	
TF-1503LFC	Flatline Clear Amber Marker LEDs	8	TLED-FGCA	
TF-1503LM	Generation Amber Marker LEDs	8	TLED-G4A	
TF-1503LMC	Generation Clear Amber Marker LEDs	8	TLED-G4CA	


CLASSIC, CLASSIC XL, FLD112 & FLD120 23.5" EXTENSION PANELS 1972+

Mounts at the end of sleeper panel. Hardware, wire harness is included.

EXTENSION PANELS

SOLD IN PAIRS

DIMENSIONS 23.5".



PART NO.	DESCRIPTION	LIGHT QTY.	LIGHT PART NO.	
TF-1507	Blank	-	-	-
TF-1509	Slotted Light Holes	4	-	-
TF-1509LF	Flatline Amber Marker LEDs	4	TLED-FGA	
TF-1509LFC	Flatline Clear Amber Marker LEDs	4	TLED-FGCA	
TF-1509LM	Generation Amber Marker LEDs	4	TLED-G4A	
TF-1509LMC	Generation Clear Amber Marker LEDs	4	TLED-G4CA	

FREIGHTLINER CLASSIC / FLD120 / FLD112

CLASSIC, CLASSIC XL, FLD112 & FLD120 18" EXTENSION PANELS 1972+

Mounts at the end of sleeper panel. Hardware, wire harness is included.



TF-1504



TF-1506



TF-1506LF



TF-1506LFC



TF-1506LM







TF-1506LMC

EXTENSION PANELS

SOLD IN PAIRS

DIMENSIONS 18"

PART NO.	DESCRIPTION	LIGHT QTY.	LIGHT PART NO.	
TF-1504	Blank	-	-	-
TF-1506	Slotted Light Holes	2	-	-
TF-1506LF	Flatline Amber Marker LEDs	2	TLED-FGA	
TF-1506LFC	Flatline Clear Amber Marker LEDs	2	TLED-FGCA	
TF-1506LM	Generation Amber Marker LEDs	2	TLED-G4A	
TF-1506LMC	Generation Clear Amber Marker LEDs	2	TLED-G4CA	



FREIGHTLINER BUSINESS CLASS



SUNVISORS

Installs by drilling directly into the cab & using TRUX brackets. Replace original factory brackets with TRUX sunvisor brackets. All hardware included.

12.25" FLAT TOP

FITS BUSINESS CLASS M2 106 AND BUSINESS CLASS M2 112 FLAT TOP 2003 - 2006.



13.5" FLAT TOP

FITS: 108SD & 114SD 2012+, BUSINESS CLASS M2 106 & BUSINESS CLASS M2 112 FLAT TOP REGULAR CAB 2006+.

PART NO.	DESCRIPTION
TSUN-F27	12 ¼" Freightliner Business Class Flat Top Sunvisor (4 BRACKETS)

PART NO.	DESCRIPTION
TSUN-F28	13.5" Freightliner Business Class M2 106 & 112 Flat Top Sunvisor (5 BRACKETS)

HOODSHIELD BUG DEFLECTORS

Drilling into hood is required. Install using supplied hardware kit.

BUG DEFLECTORS



THOD-FLM2006



THOD-FLM3

PART NO.	DESCRIPTION	DIMENSIONS	YEAR
THOD-FLM2	Hoodshield Bug Deflector for Freightliner Business Class M2 106 & 112	Width 56"	2003 & Earlier
THOD-FLM2006	Hoodshield Bug Deflector for Freightliner Business Class M2 112	Width 46"	2004+
THOD-FLM3	Hoodshield Bug Deflector for Freightliner Business Class M2 106	-	2004+

CHROME INTAKE GRILLS

Mounts using existing hardware. Replaces existing OEM grill.



TF-1110



TF-1111

INTAKE GRILLS

SOLD INDIVIDUALLY

PART NO.	DESCRIPTION	DIMENSIONS	YEAR
TF-1110	Freightliner Business Class M2 106 Chrome Intake Grill	20.5" x 6"	2004+
TF-1111	Freightliner Business Class M2 112 Chrome Intake Grill	22.75" x 7"	2005+








VOLVO

VN670 / VN730 / VN780 GANGSTER SUNVISORS 2003+

OEM replacement. Replace OEM brackets with TRUX Accessories brackets. Two bolts attach to each side of the cab and brackets attach to front of the cab. Hardware kit included.

17" DROP

DESIGNED FOR
RAISED ROOF MODELS



PART NO.	DESCRIPTION	LIGHT QTY.	LIGHT PART NO.	
TSUN-V6	Blank		-	-
TSUN-V1	Slotted Light Holes	8	-	-
TSUN-V1LF	Flatline Marker Amber LEDs	8	TLED-FGA	
TSUN-V1LFC	Flatline Marker Clear Amber LEDs	8	TLED-FGCA	
TSUN-V1LM	Generation Amber Marker LEDs	8	TLED-G4A	
TSUN-V1LMC	Generation Clear Amber Marker LEDs	8	TLED-G4CA	
TSUN-V8L	Mini Button Amber LEDs	20	TLED-B3A	
TSUN-V8LC	Mini Button Clear Amber LEDs	20	TLED-B3CA	

VN 630 SUNVISORS 2003+

OEM replacement. Replace OEM brackets with TRUX accessories brackets. Two bolts attach to each side of the cab and brackets attach to front of the cab. Hardware kit included.

15" DROP



PART NO.	DESCRIPTION	LIGHT QTY.	LIGHT PART NO.	
TSUN-V3	Slotted Light Holes	5	-	-
TSUN-V3LF	Flatline Marker Amber LEDs	5	TLED-FGA	
TSUN-V3LFC	Flatline Marker Clear Amber LEDs	5	TLED-FGCA	
TSUN-V3LM	Generation Amber Marker LEDs	5	TLED-G4A	
TSUN-V3LMC	Generation Clear Amber Marker LEDs	5	TLED-G4CA	

SUNVISORS TRIMS

Install using supplied hardware and double sided 3M tape.



TSUN-V4



TSUN-V2

TRIMS SUNVISOR

DIMENSIONS: 3" WIDE


PART NO.	DESCRIPTION	YEAR
TSUN-V2	Volvo VN - VH Sunvisor Extension Trim	2003+
TSUN-V4	Volvo VN610-630 Sunvisor Extension Trim	-
TSUN-V7	Volvo VNL200-300 Daycab Sunvisor Extension Trim	2012+

HOODSHIELD BUG DEFLECTORS

Drilling into hood is required. Comes with hardware kit.



THOD-VN



THOD-VT

BUG DEFLECTORS

PART NO.	DESCRIPTION	YEAR
THOD-VN	Hoodshield Bug Deflector for Volvo VN630 - 670 - 730 - 780	2003+
THOD-VT	Hoodshield Bug Deflector for Volvo VT800 - 830 - 880	2003+

GRILL SURROUNDS

Drilling may be required. Install using supplied hardware kit.



TV-1104



TV-1107

GRILL SURROUNDS

SOLD AS A 4 PIECE KIT

PART NO.	DESCRIPTION	YEAR
TV-1104	Volvo VN630 - 670 - 780 Bug Deflector & Grill Surround	2003+
TV-1107	Volvo Day Cab, 420, 610, 660 & 770 Bug Deflector & Grill Surround	2003 & Earlier

FRONT KICK PANELS 2003+

Install using double sided 3M tape.

FRONT KICK PANELS

SOLD IN PAIRS



PART NO.	DESCRIPTION	YEAR
TV-1406	Volvo VN Models Front Kick Panel Trim	2003+
TV-1436	Volvo VN Model Front Kick Panel Trim with Volvo Logo	2003+

SIDE FENDER TRIMS 2003+

Install using double sided 3M tape.

FENDER TRIMS

SOLD AS A KIT



PART NO.	DESCRIPTION	YEAR
TFT-VN	Volvo VN Models Front Wheel Trim - For Models with Side Fairings	2003+
TFT-VT	Volvo VT800 - 830 - 880 Front Wheel Trim	

SLEEPER LIGHT TRIMS

Install using double sided 3M tape.

TRIMS SLEEPER LIGHT

SOLD IN PAIRS



TV-1414



TV-1472



TV-1435

PART NO.	DESCRIPTION	YEAR
TV-1414	Volvo Sleeper Light Trim	2003 - 2005
TV-1435	Volvo Sleeper Light Trim	2006 - 2007
TV-1472	Volvo Sleeper Light Trim	2008+

AIR INTAKE TRIMS 2003+

Install using supplied double sided 3M tape.





TRIMS AIR INTAKE SOLD INDIVIDUALLY

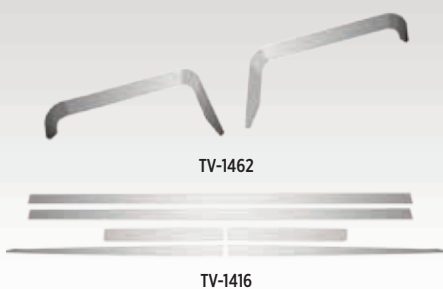
PART NO.	DESCRIPTION
TV-1102	Volvo VN Models Chrome Air Intake Grill - Driver Side
TV-1103	Volvo VN Models Chrome Air Intake Grill - Passenger Side

SLEEPER, CAB & WINDOW TRIMS

Install using double sided 3M tape.



TRIMS SLEEPER, CAB & WINDOW



PART NO.	DESCRIPTION	YEAR
TV-1404	Volvo VN730 - 780 - VT880 Sleeper & Cab Trims	2003+
TV-1413	Volvo Door Handle Trim	2003+
TV-1416	Volvo VN630 - 670 Sleeper & Cab Trims	2003-2007
TV-1438	Volvo VN630 - 670 Sleeper & Cab Trims	2008+
TV-1415	Volvo VN630 - 670 Sleeper Vent Trim Kit	2003+
TV-1418	Volvo VN670 - 780 - VT880 Window Trims - Top Sleeper	2003+
TV-1467	Volvo VN780 Window Trim - Top Sleeper	2012+
TV-1433	Volvo VN670-780-VT880 Window Trim - Mid Sleeper	2003+
TV-1453	Volvo Wiper Arm Covers - For Models With OEM 20984787 Wipers	2008+
TV-1462	Volvo Door Window Shades	-

HEADLIGHT & BUMPER TRIMS 2003+

Install using 3M double sided tape.

TRIMS HEADLIGHT & BUMPER

SOLD IN PAIRS



TV-1701



TV-1203

PART NO.	DESCRIPTION
TV-1203	Volvo VN Models Stainless Steel Fender Guard
TV-1701	Volvo Stainless Steel Central Bumper Trim

STEP INSERTS

Install using double sided 3M tape.

STEP INSERTS

SOLD IN PAIRS



TV-1408



TV-1421



TV-1401 / TV-1403



TV-1407



TV-1420

PART NO.	DESCRIPTION	YEAR
TV-1407	Volvo VN Models Front Step Insert	2003 - 2005
TV-1408	Volvo VN Models Front Step Insert	2006+
TV-1420	Volvo VN Models Rear Step Insert	2003 - 2005
TV-1421	Volvo VN Models Rear Step Insert	2006+
TV-1401	Volvo VT800 - 830 - 880 Lower Front Step Insert	2003 - 2005
TV-1402	Volvo VT800 - 830 - 880 Upper Front Step Cover	2006+
TV-1403	Volvo VT800 - 830 - 880 Front Step Cover	2006+

TOP FAIRING PLATES

TOP FAIRING PLATES

SOLD AS A COMPLETE 4 PIECE KIT



TV-1424



TV-1430



TV-1425



TV-1431



TV-1458

PART NO.	DESCRIPTION	YEAR
TV-1424	Volvo VN 630 - 670 Top Fairing Plate	2003+
TV-1430	Volvo VN 630 - 670 Top Fairing Plate	2006-2010
TV-1425	Volvo VN 730-780 Top Fairing Plate	2003 - 2005
TV-1431	Volvo VN 730-780 Top Fairing Plate	2006-2010
TV-1458	Volvo VN 730-780 Top Fairing Plate	2011+



BOTTOM FAIRING PLATES

BOTTOM FAIRING PLATES

SOLD AS A COMPLETE 6 PIECE KIT

PART NO.	DESCRIPTION	ITEM	YEAR
TV-1426	Volvo VN730-780 Bottom Fairing Trim Kit - Rear Panel 27.25" long		2003-2005
TV-1428	Volvo VN730-780 Bottom Fairing Trim Kit - Wheel base 230" & Rear Panel 27.25" long		2006+
TV-1460	Volvo VN730-780 Bottom Fairing Trim Kit - Wheel base 237" & Rear Panel 31.25" long		2012+
TV-1427	Volvo VN630-670 Bottom Fairing Trim Kit - Rear Panel 27.25" long		2003-2005
TV-1429	Volvo VN630-670 Bottom Fairing Trim Kit - Wheel base 230" & Rear Panel 27.25" long		2006+
TV-1461	Volvo VN630-670 Bottom Fairing Trim Kit - Wheel base 222"-227" & Rear Panel 23.25" long		2008+

CENTER FAIRING PLATES

Drilling inside the fairing may be required. Install using supplied hardware and 3M double sided tape.










VN630 VN670 CENTER FAIRING PLATES

SOLD AS A COMPLETE 8 PIECE KIT

PART NO.	DESCRIPTION	LIGHT QTY.	LIGHT PART NO.		ITEM	YEAR
TV-1409	Blank	-	-	-		2003-2005
TV-1410	Blank	-	-	-		2006+
TV-1439	Slotted Light Holes	16	-	-		2006+
TV-1439LF	Flatline Marker Amber LEDs	16	TLED-FGA			2006+
TV-1439LFC	Flatline Marker Clear Amber LEDs	16	TLED-FGCA			2006+
TV-1439LM	Generation Amber Marker LEDs	16	TLED-G4A			2006+
TV-1439LMC	Generation Clear Amber Marker LEDs	16	TLED-G4CA			2006+
TV-1464	Slotted Light Holes	16	-	-		2012+
TV-1464LF	Flatline Marker Amber LEDs	16	TLED-FGA			2012+
TV-1464LFC	Flatline Marker Clear Amber LEDs	16	TLED-FGCA			2012+
TV-1464LM	Generation Amber Marker LEDs	16	TLED-G4A			2012+
TV-1464LMC	Generation Clear Amber Marker LEDs	16	TLED-G4CA			2012+
TV-1471L	Mini Button Amber LEDs	42	TLED-B3A			2012+
TV-1471LC	Mini Button Clear Amber LEDs	42	TLED-B3CA			2012+



CENTER FAIRING PLATES

PART NO.	DESCRIPTION	LIGHT QTY.	LIGHT PART NO.		ITEM	YEAR
TV-1411	Blank	-	-	-		2003-2005
TV-1412	Blank	-	-	-		2006-2011
TV-1440	Slotted Light Holes	18	-	-		2006-2011
TV-1440LF	Flatline Marker Amber LEDs	18	TLED-FGA			2006-2011
TV-1440LFC	Flatline Marker Clear Amber LEDs	18	TLED-FGCA			2006-2011
TV-1440LM	Generation Amber Marker LEDs	18	TLED-G4A			2006-2011
TV-1440LMC	Generation Clear Amber Marker LEDs	18	TLED-G4CA			2006-2011
TV-1465	Slotted Light Holes	16	-	-		2012+
TV-1465LF	Flatline Marker Amber LEDs	16	TLED-FGA			2012+
TV-1465LFC	Flatline Marker Clear Amber LEDs	16	TLED-FGCA			2012+
TV-1465LM	Generation Amber Marker LEDs	16	TLED-G4A			2012+
TV-1465LMC	Generation Clear Amber Marker LEDs	16	TLED-G4CA			2012+

VN730 VN780 CENTER FAIRING PLATES

SOLD AS A COMPLETE 8 PIECE KIT

CENTER FAIRING PLATES WITH GENERATOR OPTION

PART NO.	DESCRIPTION	LIGHT QTY.	LIGHT PART NO.		ITEM	YEAR
TV-1459	BLANK	-	-	-		2012+
TV-1456	Slotted Light Holes	22	-	-		2012+
TV-1456LF	Flatline Marker Amber LEDs	22	TLED-FGA			2012+
TV-1456LFC	Flatline Marker Clear Amber LEDs	22	TLED-FGCA			2012+
TV-1456LM	Generation Amber Marker LEDs	22	TLED-G4A			2012+
TV-1456LMC	Generation Clear Amber Marker LEDs	22	TLED-G4CA			2012+

VN780 CENTER FAIRING PLATES

SOLD AS A COMPLETE 6 PIECE KIT

CAB & SLEEPER KITS

VN630 VN670 CAB & SLEEPER KITS

SOLD AS A COMPLETE 4 PIECE KIT



TV-1002



TV-1002LF







TV-1002LFC



TV-1002LM




TV-1002LMC

PART NO.	DESCRIPTION	LIGHT QTY.	LIGHT PART NO.		YEAR
TV-1001	Slotted Light Holes	14	-	-	2003+
TV-1001LF	Flatline Marker Amber LEDs	14	TLED-FGA		2003+
TV-1001LFC	Flatline Marker Clear Amber LEDs	14	TLED-FGCA		2003+
TV-1001LM	Generation Amber Marker LEDs	14	TLED-G4A		2003+
TV-1001LMC	Generation Clear Amber Marker LEDs	14	TLED-G4CA		2003+

VN730 VN780 CAB & SLEEPER KITS

SOLD AS A COMPLETE 4 PIECE KIT



TV-1002



TV-1002LF







TV-1002LFC



TV-1002LM



TV-1002LMC

PART NO.	DESCRIPTION	LIGHT QTY.	LIGHT PART NO.		YEAR
TV-1002	Slotted Light Holes	14	-	-	2003-2010
TV-1002LF	Flatline Marker Amber LEDs	14	TLED-FGA		2003-2010
TV-1002LFC	Flatline Marker Clear Amber LEDs	14	TLED-FGCA		2003-2010
TV-1002LM	Generation Amber Marker LEDs	14	TLED-G4A		2003-2010
TV-1002LMC	Generation Clear Amber Marker LEDs	14	TLED-G4CA		2003-2010



VOLVO VNL HEADLIGHT ASSEMBLY

The Trux Volvo VNL headlight assemblies are offered with a Halogen or LED Projector Bulb, which are uniquely designed with an LED white running marker light that switches to an amber turn signal. Installation is simple as the dimensions of the headlight assembly are made to OEM specifications and the wiring is plug and play.

AMBER FLASHING LED
TURN SIGNAL

**SEE PAGE 3 - 4
FOR MORE INFORMATION**

WHITE RUNNING
LED MARKER LIGHT





INTERNATIONAL

INTERNATIONAL PROSTAR








SUNVISORS 2008+

Designed for Prostar and Lonestar models with sleeper. OEM replacement. Comes with 4 front brackets. Two bolts attach to each side of the cab. Hardware kit included.

12.5"
DROP

ALSO FITS TERRASTAR
AND WORKSTAR



PART NO.	DESCRIPTION	LIGHT QTY.	LIGHT PART NO.	
TSUN-II	Slotted Light Holes	5	-	-
TSUN-IILF	Flatline Marker Amber LEDs	5	TLED-FGA	
TSUN-IILFC	Flatline Marker Clear Amber LEDs	5	TLED-FGCA	
TSUN-IILM	Generation Amber Marker LEDs	5	TLED-G4A	
TSUN-IILMC	Generation Clear Amber Marker LEDs	5	TLED-G4CA	

HOODSHIELD BUG DEFLECTORS

Drilling into hood is required. Comes with hardware kit.

BUG
DEFLECTORS



PART NO.	DESCRIPTION	YEAR
THOD-INPR	Hoodshield Bug Deflector for International Prostar	2008+
THOD-INPRM	Hoodshield Bug Deflector for International Prostar Motor Maxx Force	2012+
TI-1101	International Prostar Bug & Side Grill Deflector	2008+

BUMPER ACCENTS

Installs using 3M tape and or supplied hardware.

BUMPER ACCENTS



TI-1702



TI-1708



TI-1716



TI-1715

PART NO.	DESCRIPTION	YEAR
TI-1702	International Prostar Side Bumper Trim	-
TI-1708	International Prostar Logo Bumper Insert	PRE-2011
TI-1715	International Prostar Bumper Trim Kit	2012+
TI-1716	International Prostar Mesh Bumper Insert	2012+

HEADLIGHT FENDER GUARDS 2008+

Installs using 3M tape.

GUARDS HEADLIGHT & FENDER

SOLD IN PAIRS



PART NO.	DESCRIPTION
TI-1201	International Prostar Fender Guard



INTERNATIONAL PROSTAR

SLEEPER TOP TRIMS 2007+

Install using double sided 3M tape.

TOP TRIMS

ALSO FITS LONESTAR.




PART NO.	DESCRIPTION
TI-1401	International Prostar Sky Rise On-Top of Cab Front Trim
TI-1407	International Lonestar / Prostar Sky Rise Upper Sleeper Side Trim - 73" Sleeper
TI-1422	International Prostar High Rise Top Central Trim
TI-1405	International Prostar High Rise Upper Sleeper Side Trim - 73" Sleeper
TI-1406	International Prostar High Rise Upper Sleeper Side Trim - 56" Sleeper

SIDE FENDER TRIMS 2007+

Install using double sided 3M tape.

TRIMS SIDE FENDER

SOLD AS A KIT



PART NO.	DESCRIPTION
TFT-INPR	International Prostar Front Side Fender Trim without Fairing
TFT-INPRF	International Prostar Front Side Fender Trim with Fairing

EXTERIOR TRIMS

Install using double sided 3M tape.

EXTERIOR TRIMS

SOLD IN PAIRS



TI-1102



TI-1402




TI-1413




TI-1411



TI-1408



TI-1409




TI-1410



TI-1414



TI-1412



TI-1404

PART NO.	DESCRIPTION	YEAR
TI-1412	International Prostar Upper Hood Trim	2008+
TI-1102	International Prostar Side Hood Trim	2008+
TI-1404	International Lonestar / Prostar Door Handle Trim	-
TI-1402	International Lonestar / Prostar Lower Window Trim	All Years
TI-1413	International Prostar Door Trim	-
TI-1411	International Lonestar / Prostar Sleeper Baggage Door Trim - 56" & 73" Sleeper	-
TI-1408	International Lonestar / Prostar Sleeper Window Trim- 56" & 73" Sleeper	-
TI-1409	International Lonestar / Prostar Sleeper Side Trim - 73" Sleeper	-
TI-1410	International Lonestar Prostar Sleeper Side Trim - 56 Sleeper"	-
TI-1414	International Prostar Upper Kick Plate Trim	-

INTERNATIONAL PROSTAR

ACCENT TRIMS

Install using double sided 3M tape.

ACCENT TRIMS

SOLD IN PAIRS



TI-1415



TI-1423 / TI-1424




TI-1425



TI-1417 / TI-1416



TI-1604



TI-1419



TI-1601

PART NO.	DESCRIPTION	YEAR
TI-1415	International Prostar Lower Kick Plate Trim	-
TI-1416	International Prostar Upper Sleeper Fairing Trim - 73" Sleeper	-
TI-1417	International Prostar Upper Sleeper Fairing Trim - 56" Sleeper	-
TI-1419	International Prostar Vertical End Fairing Trim	-
TI-1601	International Prostar Air Tank Cover	-
TI-1423	International Prostar Lower Fairing Trim for Sleeper - 73"	-
TI-1424	International Prostar Lower Fairing Trim for Sleeper - 56"	-
TI-1425	International Prostar Baggage Door Handle	2007+
TI-1604	International Prostar Top Kick Plate	2015+




CAB PANELS 2007+





Mount underneath cab, drilling maybe required.

CAB PANELS

SOLD IN PAIRS

DIMENSIONS: 36" X 5.6"



PART NO.	DESCRIPTION	LIGHT QTY.	LIGHT PART NO.	
TI-1301	Slotted Light Holes	4	-	-
TI-1301LF	Amber Flatline Marker LEDs	4	TLED-FGA	
TI-1301LFC	Clear Amber Flatline Marker LEDs	4	TLED-FGCA	
TI-1301LM	Generation Amber Marker LEDs	4	TLED-G4A	
TI-1301LMC	Generation Clear Amber Marker LEDs	4	TLED-G4CA	


DAY CAB PANELS 2007+





Designed to fit Prostar Day Cabs. Mounts underneath cab, drilling maybe required.

CAB PANELS

SOLD IN PAIRS

DIMENSIONS: 42" X 5.6"



PART NO.	DESCRIPTION	LIGHT QTY.	LIGHT PART NO.	
TI-1308	Slotted Light Holes	6	-	-
TI-1308LF	Flatline Marker Amber LEDs	6	TLED-FGA	
TI-1308LFC	Flatline Marker Clear Amber LEDs	6	TLED-FGCA	
TI-1308LM	Generation Amber Marker LEDs	6	TLED-G4A	
TI-1308LMC	Generation Clear Amber Marker LEDs	6	TLED-G4CA	







SLEEPER PANELS 2007+

SLEEPER

73"

SOLD IN PAIRS








PART NO.	DESCRIPTION	LIGHT QTY.	LIGHT PART NO.	
TI-1502	Slotted Light Holes	8	-	-
TI-1502LF	Amber Flatline Marker LEDs	8	TLED-FGA	
TI-1502LFC	Clear Amber Flatline Marker LEDs	8	TLED-FGCA	
TI-1502LM	Generation Amber Marker LEDs	8	TLED-G4A	
TI-1502LMC	Generation Clear Amber Marker LEDs	8	TLED-G4CA	

SLEEPER

56"

SOLD IN PAIRS



PART NO.	DESCRIPTION	LIGHT QTY.	LIGHT PART NO.	
TI-1501	Slotted Light Holes	6	-	-
TI-1501LF	Amber Flatline Marker LEDs	6	TLED-FGA	
TI-1501LFC	Clear Amber Flatline Marker LEDs	6	TLED-FGCA	
TI-1501LM	Generation Amber Marker LEDs	6	TLED-G4A	
TI-1501LMC	Generation Clear Amber Marker LEDs	6	TLED-G4CA	








SUNVISORS 2008+

Designed for Prostar and Lonestar models with sleeper. OEM replacement. Also fits Terrastar and Workstar. Comes with 4 front brackets. Two bolts attach to each side of the cab. Hardware kit included.

12" DROP

ALSO FITS TERRASTAR
AND WORKSTAR



PART NO.	DESCRIPTION	LIGHT QTY.	LIGHT PART NO.	
TSUN-II	Slotted Light Holes	5	-	-
TSUN-IILF	Flatline Marker Amber LEDs	5	TLED-FGA	
TSUN-IILFC	Flatline Marker Clear Amber LEDs	5	TLED-FGCA	
TSUN-IILM	Generation Amber Marker LEDs	5	TLED-G4A	
TSUN-IILMC	Generation Clear Amber Marker LEDs	5	TLED-G4CA	

HOODSHIELD BUG DEFLECTOR 2009+

Drilling into hood is required. Comes with hardware kit.

BUG DEFLECTOR



PART NO.	DESCRIPTION
THOD-INLS	Hoodshield Bug Deflector for International Lonestar

SIDE FENDER TRIM 2009+

Install using double sided 3M tape.

SIDE FENDER TRIM

SOLD IN PAIRS



PART NO.	DESCRIPTION
TFT-INLS	International Lonestar Front Side Fender Trim

INTERNATIONAL LONESTAR

BUMPER ACCENT 2009+

Install using double sided 3M tape.

BUMPER ACCENT



TI-1714

PART NO.	DESCRIPTION
TI-1714	International Lonestar Bumper Insert

BUMPER LIGHT BARS 2009+

Install using supplied hardware.

BUMPER LIGHT BARS


DIMENSION 3" IN HEIGHT



TI-1706



TI-1706LF







TI-1706LFC



TI-1706LM



TI-1706LMC

PART NO.	DESCRIPTION	LIGHT QTY.	LIGHT PART NO.	
TI-1706	Slotted Light Holes	8	-	-
TI-1706LF	Flatline Marker Amber LEDs	8	TLED-FGA	
TI-1706LFC	Flatline Marker Clear Amber LEDs	8	TLED-FGCA	
TI-1706LM	Generation Amber Marker LEDs	8	TLED-G4A	
TI-1706LMC	Generation Clear Amber Marker LEDs	8	TLED-G4CA	

EXTERIOR TRIMS

Install using double sided 3M tape.

EXTERIOR TRIMS

SOLD IN PAIRS



TI-1901



TI-1902



TI-1402



TI-1403



TI-1404



TI-1405



TI-1406



TI-1407



TI-1409



TI-1410



TI-1408



TI-1411

PART NO.	DESCRIPTION	YEAR
TI-1901	International Lonestar Rear Sleeper Trim - Lonestar Logo	2009+
TI-1902	International Lonestar Rear Sleeper Trim - International & Lonestar Logo	2009+
TI-1402	International Lonestar / Prostar Lower Window Trim	All Years
TI-1403	International Lonestar Door Trim - Includes Pieces on Both Sides of Mirror Assembly	2009+
TI-1404	International Lonestar / Prostar Door Handle Trim	-
TI-1405	International Lonestar / Prostar High Rise Upper Sleeper Side Trim - 73" Sleeper	-
TI-1406	International Lonestar / Prostar High Rise Upper Sleeper Side Trim - 56" Sleeper	-
TI-1407	International Lonestar / Prostar Sky Rise Upper Sleeper Side Trim - 73" Sleeper	-
TI-1408	International Lonestar / Prostar Sleeper Window Trim - 56" & 73" Sleeper	-
TI-1409	International Lonestar / Prostar Sleeper Side Trim - 73" Sleeper	-
TI-1410	International Lonestar Prostar Sleeper Side Trim - 56 Sleeper"	-
TI-1411	International Lonestar / Prostar Sleeper Baggage Door Trim - 56" & 73" Sleeper	-

INTERNATIONAL 9000 SERIES

FLAT GLASS LOW ROOF HIGH RISE & DAY CAB SUNVISORS 1998 & EARLIER

Installs by replacing original factory brackets with TRUX brackets. Installs with 5 front brackets. Hardware kit included.

11"
DROP



TSUN-I2



TSUN-I4



TSUN-I4LF



TSUN-I4LFC



TSUN-I4LM



TSUN-I4LMC

PART NO.	DESCRIPTION	LIGHT QTY.	LIGHT PART NO.	
TSUN-I2	Blank	-	-	-
TSUN-I4	Slotted Light Holes	8	-	-
TSUN-I4LF	Flatline Marker Amber LEDs	8	TLED-FGA	
TSUN-I4LFC	Flatline Marker Clear Amber LEDs	8	TLED-FGCA	
TSUN-I4LM	Generation Amber Marker LEDs	8	TLED-G4A	
TSUN-I4LMC	Generation Clear Amber Marker LEDs	8	TLED-G4CA	

LOW ROOF, HIGH RISE & SKY RISE SUNVISORS 1999+

Installs by replacing original factory brackets with TRUX brackets. 5 front brackets and hardware kit are included.

12.5"
DROP



TSUN-I5



TSUN-I7



TSUN-I7LF



TSUN-I7LFC



TSUN-I7LM



TSUN-I7LMC

PART NO.	DESCRIPTION	LIGHT QTY.	LIGHT PART NO.	
TSUN-I5	Blank	-	-	-
TSUN-I7	Slotted Light Holes	8	-	-
TSUN-I7LF	Flatline Marker Amber LEDs	8	TLED-FGA	
TSUN-I7LFC	Flatline Marker Clear Amber LEDs	8	TLED-FGCA	
TSUN-I7LM	Generation Amber Marker LEDs	8	TLED-G4A	
TSUN-I7LMC	Generation Clear Amber Marker LEDs	8	TLED-G4CA	

INTERNATIONAL 9000 SERIES

DAY CAB WITH ROOF DEFLECTOR SUNVISORS 1999+

Installs by replacing original factory brackets with TRUX brackets. 5 front brackets and hardware kit are included.



TSUN-18



TSUN-19



TSUN-19LF



TSUN-19LFC







TSUN-19LM




TSUN-19LMC

DAY CAB SUNVISORS

PART NO.	DESCRIPTION	LIGHT QTY.	LIGHT PART NO.	
TSUN-18	Blank	-	-	-
TSUN-19	Slotted Light Holes	5	-	-
TSUN-19LF	Flatline Marker Amber LEDs	5	TLED-FGA	
TSUN-19LFC	Flatline Marker Clear Amber LEDs	5	TLED-FGCA	
TSUN-19LM	Generation Amber Marker LEDs	5	TLED-G4A	
TSUN-19LMC	Generation Clear Amber Marker LEDs	5	TLED-G4CA	

HOODSHIELD BUG DEFLECTORS

Drilling into hood is required. Comes with hardware kit.



THOD-IN99



THOD-IN92



THOD-IN94



THOD-IN93

BUG DEFLECTORS

PART NO.	DESCRIPTION	YEAR
THOD-IN99	Hoodshield Bug Deflector for International 9900 / 9900i	Fits All Years
THOD-IN94	Hoodshield Bug Deflector for International 9400	Fits All Years
THOD-IN93	Hoodshield Bug Deflector for International 9300	Fits All Years
THOD-IN92	Hoodshield Bug Deflector for International 9100 / 9200 / 9400	Fits All Years

INTERNATIONAL 9000 SERIES

GRILL KIT

Comes assembled including the bug screen. Install with existing hardware.

GRILL KIT

SOLD INDIVIDUALLY



PART NO.	DESCRIPTION
TI-1103	International 9900 / 9900ix Series Horizontal Grill kit

FENDER TRIM

Install using double sided 3M tape.

SIDE FENDER TRIM

SOLD IN PAIRS



PART NO.	DESCRIPTION
TFT-IN9000	International 9300 / 9900 Series Front Side Fender Trim

FRONT AIR FAIRING

Install using supplied hardware kit.

FRONT AIR FAIRING

SOLD IN PAIRS



PART NO.	DESCRIPTION
TI-1104	International 9300 / 9900 Blank Air Filter Fairing

9900 SERIES VENT TRIM

Install using doubled sided 3M tape.

VENT TRIM

SOLD IN PAIRS



PART NO.	DESCRIPTION
TI-1443	International 9900 Sleeper Vent Trim

9900 SERIES GRAB HANDLE TRIM

Install using doubled sided 3M tape.

GRAB HANDLE TRIM

SOLD IN PAIRS



PART NO.	DESCRIPTION
TI-1442	International 9900 Grab Handle Trim

INTERNATIONAL 9000 SERIES

DOOR & WINDOW TRIMS

Install using 3M tape and or supplied hardware kit.

DOOR & WINDOW TRIMS



TI-1418



TI-1436



TI-1437



TI-1438



TI-1439



TI-1441



TI-1440

PART NO.	DESCRIPTION	SOLD	YEAR
TI-1418	International 9200-9400-9900 Door Window Shade	Pairs	-
TI-1436	International 9900 Door Window Trim	Pairs	2014 & Earlier
TI-1437	International 9900 Upper Sleeper Front Window Trim	Individually	-
TI-1438	International 9900 Upper Sleeper Rear Window Trim	Individually	-
TI-1439	International 9900 Baggage Door Trim	Individually	-
TI-1440	International 9900 Door Handle Trim	Pairs	All Years
TI-1441	International 9900 Lower Door Trim	Pairs	-



INTERNATIONAL 9000 SERIES





FRONT AIR CLEANER LIGHT BARS

Attaches to the center of the air cleaner existing brackets. Harnesses are included.

FRONT AIR CLEANERS

DIMENSIONS 20" LONG
SOLD IN PAIRS







PART NO.	DESCRIPTION	LIGHT QTY.	LIGHT PART NO.		YEAR
TI-1801	Round Light Holes	10	-	-	1982-2009
TI-1801L	2" Amber LEDs with Bezel	10	TLED-2A & TBEZ-2CH4		1982-2009
TI-1801LC	2" Clear Amber LEDs with Bezel	10	TLED-2TA & TBEZ-2CH4		1982-2009
TI-1801LF	2" Amber Flatline LEDs with Bezel	10	TLED-F2A & TBEZ-2CH4		1982-2009
TI-1801LFC	2" Clear Amber Flatline LEDs with Bezel	10	TLED-F2CA & TBEZ-2CH4		1982-2009

FRONT AIR CLEANERS

DIMENSIONS 20" LONG
SOLD IN PAIRS



PART NO.	DESCRIPTION	LIGHT QTY.	LIGHT PART NO.		YEAR
TI-1802	Slotted Light Holes	4	-	-	1982-2009
TI-1802LF	Amber Flatline Marker LEDs	4	TLED-FGA		1982-2009
TI-1802LFC	Clear Amber Flatline Marker LEDs	4	TLED-FGCA		1982-2009
TI-1802LM	Amber Marker LEDs	4	TLED-G4A		1982-2009
TI-1802LMC	Clear Amber Marker LEDs	4	TLED-G4CA		1982-2009





REAR AIR CLEANER LIGHT BARS

Attaches to the center of the air cleaner existing brackets. Harnesses are included.

REAR AIR CLEANERS

DIMENSIONS 20" LONG
SOLD IN PAIRS







PART NO.	DESCRIPTION	LIGHT QTY.	LIGHT PART NO.		YEAR
TI-1803	Round Light Holes	10	-	-	1982-2009
TI-1803L	2" Red LEDs with Bezel	10	TLED-2R & TBEZ-2CH4		1982-2009
TI-1803LC	2" Clear Red LEDs with Bezel	10	TLED-2TR & TBEZ-2CH4		1982-2009
TI-1803LF	2" Red Flatline LEDs with Bezel	10	TLED-F2R & TBEZ-2CH4		1982-2009
TI-1803LFC	2" Clear Red Flatline LEDs with Bezel	10	TLED-F2CR & TBEZ-2CH4		1982-2009

REAR AIR CLEANERS

DIMENSIONS 20" LONG
SOLD IN PAIRS



PART NO.	DESCRIPTION	LIGHT QTY.	LIGHT PART NO.		YEAR
TI-1804	Slotted Light Holes	4	-	-	1982-2009
TI-1804LF	Red Flatline Marker LEDs	4	TLED-FGR		1982-2009
TI-1804LFC	Clear Red Flatline Marker LEDs	4	TLED-FGCR		1982-2009
TI-1804LM	Red Marker LEDs	4	TLED-G4R		1982-2009
TI-1804LMC	Clear Red Marker LEDs	4	TLED-G4CR		1982-2009

INTERNATIONAL 4000 SERIES

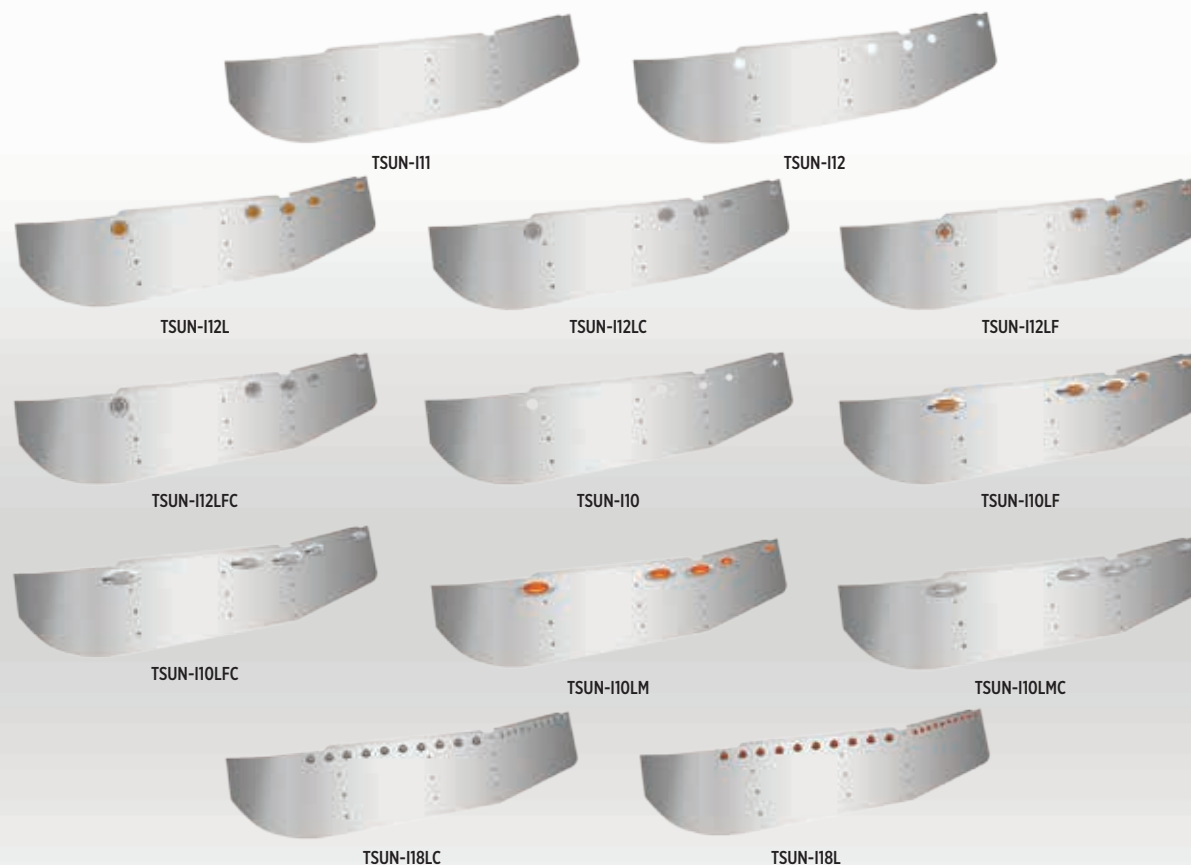


SUNVISORS 2002+

Installs by replacing original factory brackets with TRUX brackets. Installs with 5 front brackets. Hardware kit included.

12.5"

DROP



PART NO.	DESCRIPTION	LIGHT QTY.	LIGHT PART NO.	
TSUN-I11	Blank	-	-	-
TSUN-I12	Slotted Light Holes	5	-	-
TSUN-I12LF	Flatline Marker Amber LEDs	5	TLED-FGA	
TSUN-I12LFC	Flatline Marker Clear Amber LEDs	5	TLED-FGCA	
TSUN-I12LM	Generation Amber Marker LEDs	5	TLED-G4A	
TSUN-I12LMC	Generation Clear Amber Marker LEDs	5	TLED-G4CA	
TSUN-I10	Slotted Light Holes	6	-	-
TSUN-I10LF	Flatline Marker Amber LEDs	6	TLED-FGA	
TSUN-I10LFC	Flatline Marker Clear Amber LEDs	6	TLED-FGCA	
TSUN-I10LM	Generation Amber Marker LEDs	6	TLED-G4A	
TSUN-I10LMC	Generation Clear Amber Marker LEDs	6	TLED-G4CA	
TSUN-I18L	Amber Button LEDs	20	TLED-B3A	
TSUN-I18LC	Clear Amber Button LEDs	20	TLED-B3CA	

INTERNATIONAL 4000 SERIES

HOODSHIELD BUG DEFLECTORS

Drilling into hood is required. Comes with hardware kit.

BUG DEFLECTORS



THOD-IN40



PART NO.	DESCRIPTION	YEAR
THOD-IN40	Hoodshield Bug Deflector for International 4000	2002+
THOD-IN403	Hoodshield Bug Deflector for International 4000	1998 - 2001

BUMPER LIGHT BARS

Install using supplied hardware.

BUMPER LIGHT BARS

ALSO FITS
DURASTAR MODELS

PART NO.	DESCRIPTION	LIGHT QTY.	LIGHT PART NO.		ITEM
TI-1703	2" Light Holes	16	-	-	
TI-1703L	2" Amber LEDs with Bezels	16	TLED-2A / TBEZ-2CH4		
TI-1703LC	2" Clear Amber LEDs with Bezels	16	TLED-2TA / TBEZ-2CH4		
TI-1703LF	2" Flatline Amber LEDs with Bezels	16	TLED-F2A / TBEZ-2CH4		
TI-1703LFC	2" Flatline Clear Amber LEDs with Bezels	16	TLED-F2CA / TBEZ-2CH4		
TI-1717L	Amber Button LEDs	32	TLED-B3A		
TI-1717LC	Clear Amber Button LEDs	32	TLED-B3CA		



INTERNATIONAL MEDIUM DUTY

HOODSHIELD BUG DEFLECTORS

Drilling into hood is required. Comes with hardware kit.

BUG DEFLECTORS



THOD-INPS



THOD-INTS



THOD-INWS



THOD-INWS2

PART NO.	DESCRIPTION	DIMENSIONS	YEAR
THOD-INPS	Hoodshield Bug Deflector for International Paystar	-	1999 - 2012
THOD-INTS	Hoodshield Bug Deflector for International Terrastar	-	2011+
THOD-INWS	Hoodshield Bug Deflector for International Workstar	Width 60 1/2"	2008 - 2011
THOD-INWS2	Hoodshield Bug Deflector for International Workstar	-	2012+
THOD-INPS2	Hoodshield Bug Deflector for International Paystar 5900	-	2013+







MACK

SUNVISOR 1994+

Install by removing the original factory brackets & using TRUX brackets.

13" DROP

TSUN-M1: FIT ON TRUCKS WITH OR WITHOUT SLEEPERS



PART NO.	DESCRIPTION
TSUN-M1	13" Mack CH-CL-CX-CT-GU Vision & Granite Sunvisor

SUNVISOR 1994+

Installation does not require drilling, remove the original factory brackets & use TRUX brackets.

7.5" DROP



PART NO.	DESCRIPTION
TSUN-M2	7 1/2" Mack R-Series Sunvisor

SUNVISOR 2005 & EARLIER

Install by removing the original factory brackets & using TRUX brackets. Comes with 4 front brackets.

12" DROP




PART NO.	DESCRIPTION
TSUN-M3	12" Mack R Series Sunvisor

WIPER ARM COVER 1989+

Install using double sided 3M tape.

WIPER ARM COVER

SOLD IN PAIRS



PART NO.	DESCRIPTION
TM-1401	Mack Universal Wiper Arm Covers



BUG DEFLECTORS WITH GRILL SURROUND

Attach to the hood act as a bug deflector and grill deflector. Drilling into the hood may be required.

BUG & GRILL DEFLECTORS

SOLD AS A KIT



TM-1104



TM-1108



TM-1101



TM-1107

PART NO.	DESCRIPTION	YEAR
TM-1101	Mack Vision & Pinnacle Bug & Side Grill Deflector, Pinnacle	2000 - 2012, 2001+
TM-1104	Mack CX Bugshield Deflector with Grille Surround	2008+
TM-1107	Mack CH Grille Surround for Set Forward Axles	-
TM-1108	Mack Grille Surround Trim - Without Bug Deflector	-



HOODSHIELD BUG DEFLECTORS

Drilling into hood is required. Comes with hardware Kit

BUG DEFLECTORS



THOD-MCH



THOD-MCX



THOD-MGCT



THOD-MGR



THOD-MVIS



THOD-MVIS2



THOD-MT

PART NO.	DESCRIPTION
THOD-MCH	Hoodshield Bug Deflector for Mack CH 1993+
THOD-MCX	Hoodshield Bug Deflector for Mack CX 1998 - 2013 (Width 50")
THOD-MGCT	Hoodshield Bug Deflector for Mack Granite CT (2006+), GU Models 700-800 (2011+)
THOD-MGR	Hoodshield Bug Deflector for Mack Granite CV 2002 - 2012
THOD-MVIS	Hoodshield Bug Deflector for Mack Vision & CX613 PRE-2006
THOD-MVIS2	Hoodshield Bug Deflector for Mack & Pinnacle & CX 2007+
THOD-MT	Hoodshield Bug Deflector for Mack Titan 1996 - 2014 (Width 56")

FENDER GUARDS

Install using double sided 3M tape and/or existing hardware.

FENDER GUARDS

SOLD IN PAIRS



TM-1205



TM-1206



TM-1201



TM-1202

PART NO.	DESCRIPTION	YEAR
TM-1201	Mack Granite Below Headlight Fender Guard	2002+
TM-1202	Mack CH Under Headlight Fender Guard - For Set Forward Axle Models Only	1993+
TM-1205	Mack Titan Under Headlight Splash Guard	-
TM-1206	Mack GU813 Fender Guard	2008+

FENDER TRIMS 1993+

Install using double sided 3M tape.



SIDE FENDER TRIMS

SOLD IN PAIRS

PART NO.	DESCRIPTION
TFT-MP	Mack Pinnacle Front Side Fender Trim
TFT-MVIS	Mack Vision Front Side Fender Trim

HEADLIGHT VISORS

Headlight Visor attaches with existing hardware.



HEADLIGHT VISORS

SOLD IN PAIRS

PART NO.	DESCRIPTION	YEAR
TM-1203	Mack CH with set forward axles Single Headlight Visor	2004
TM-1204	Mack Granite GU 713 Headlight Visor	2008+



AIR INTAKE TRIMS

Install using double sided 3M tape and /or supplied hardware.

AIR INTAKE TRIMS

SOLD IN PAIRS




PART NO.	DESCRIPTION
TM-1102	Mack Vision & Pinnacle Air Intake Trim
TM-1103	Mack Granite CV Air Intake Trim

AIR INTAKE GRILLS

Install using double sided 3M tape and /or supplied hardware.

AIR INTAKE GRILLS

SOLD IN PAIRS
UNLESS STATED



PART NO.	DESCRIPTION
TM-1412	Mack CH Hood Air Intake Grill
TM-1411	Mack CH Air Intake Trim
TM-1109	Mack Granite Chrome Intake Grille - Driver Side
TM-1110	Mack Granite Chrome Intake Grille - Passenger Side
TM-1427	Mack CH Air Intake Trim with Mack

CX HOOD AIR INTAKE TRIM

4 Piece set that fits in the indentation of each air intake grill. To install use double sided 3M tape.

HOOD AIR INTAKE

SOLD AS A SET.



PART NO.	DESCRIPTION
TM-1417	Mack CX Hood Air Intake Trim


CH, CL & CX BUNK VENT COVER

Designed to fit over painted driver door vent. Install using double sided 3M tape.

BENT VENT COVER

SOLD AS A 3 PIECE SET

DIMENSIONS:
9.25" X 3.75" WIDE

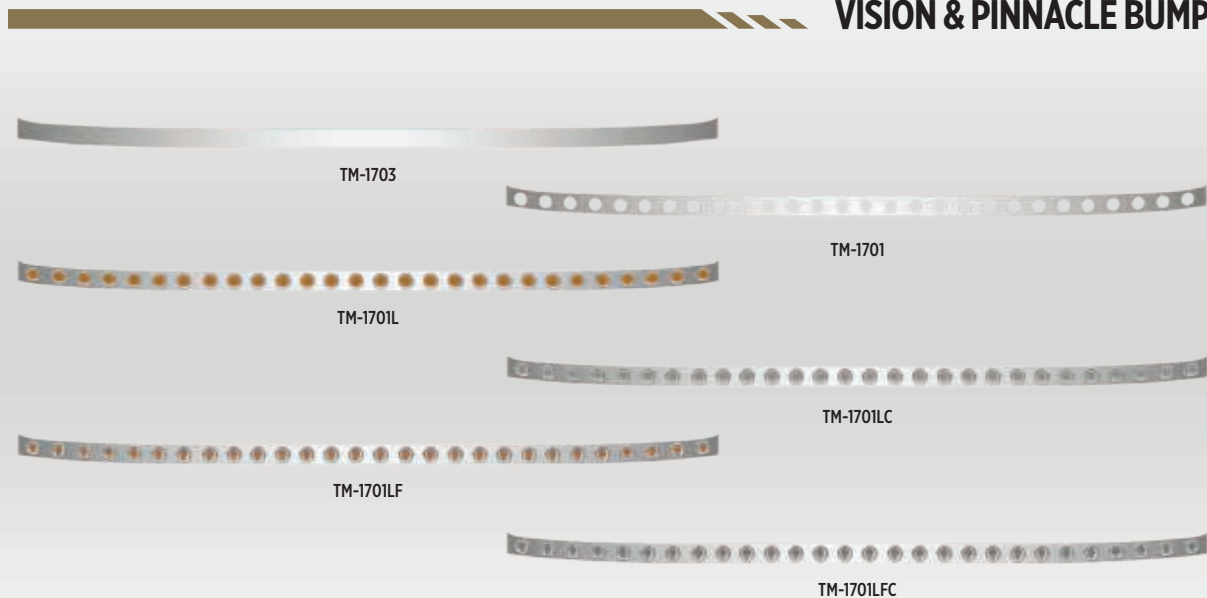


PART NO.	DESCRIPTION
TM-1415	Mack CH, CL & CX Bunk Vent Covers

VISION & PINNACLE BUMPER LIGHT BARS 1993+

Install using supplied hardware.

BUMPER LIGHT BARS



PART NO.	DESCRIPTION	LIGHT QTY.	LIGHT PART NO.	ITEM
TM-1703	Blank	-	-	-
TM-1701	2" Light Holes	28	-	-
TM-1701L	2" Amber LEDs with Bezels	28	TLED-2A / TBEZ-2CH4	
TM-1701LC	2" Clear Amber LEDs with Bezels	28	TLED-2TA / TBEZ-2CH4	
TM-1701LF	2" Flatline Amber LEDs with Bezels	28	TLED-F2A / TBEZ-2CH4	
TM-1701LFC	2" Flatline Clear Amber LEDs with Bezels	28	TLED-F2CA / TBEZ-2CH4	







TM-1701L

DOOR TRIMS

Install using double sided 3M tape.

DOOR TRIMS

SOLD IN PAIRS
UNLESS STATED



PART NO.	DESCRIPTION	YEAR
TM-1403	Mack Granite, Vision & Pinnacle Door Handle Trim	-
TM-1404	Mack Vision Passenger Safety Door Trim (Sold Separately)	-
TM-1407	Mack Vision & Pinnacle Sleeper Baggage Door Trim	-
TM-1402	Mack Vision & Pinnacle Sleeper Baggage Door Trim	-
TM-1416	Mack Door Handle Trim	-
TM-1420	Mack Door Handle Trim	2008+
TM-1431	Mack View Door Window Trim	-
TM-1432	Mack Granite Passenger Door Window Trim	2012+
TM-1433	Mack Bunk Access Door Handle Trim	-
TM-1429	Mack Door Window Trim with Mack Cutout	-

DOOR LOGO TRIMS 1993+

Install using double sided 3M tape.



TM-1405

TM-1406

DOOR LOGO TRIMS

SOLD IN PAIRS

PART NO.	DESCRIPTION
TM-1405	Mack Vision Door Logo Trim
TM-1406	Mack Granite Door Logo Trim

EXTERIOR TRIMS

All trims are installed with double sided 3M tape unless stated otherwise.

SLEEPER VENT TRIM

SOLD AS A KIT



PART NO.	DESCRIPTION
TM-1409	Mack Vision & Pinnacle Sleeper Vent Trim

DOOR WINDOW SHADE

SOLD AS A KIT



PART NO.	DESCRIPTION
TM-1413	Mack CH - Granite - Vision Door Window Shades



WINDOW TRIM

SOLD IN PAIRS

PART NO.	DESCRIPTION
TM-1414	Mack Granite, Vision & Pinnacle Window Deflector

REAR WINDOW VISOR

Install using supplied hardware.



WINDOW VISOR

SOLD AS A KIT

PART NO.	DESCRIPTION
TM-1422	Mack Rear Window Visor

DOOR KICK PLATES

All trims are installed with double sided 3M tape unless stated otherwise.

DOOR KICK PLATES

SOLD IN PAIRS

INSTALLS USING DOUBLE SIDED 3M TAPE & SUPPLIED HARDWARE



TM-1419



TM-1424



TM-1605



TM-1423



TM-1606

PART NO.	DESCRIPTION
TM-1419	Mack CH, CL, CX & Granite Plain Door Kick Plate
TM-1424	Mack CH, CL, CX & Granite Door Kick Plate with Granite Logo Cutout
TM-1605	Mack Vision-Granite-Pinnacle Kick Plate with Mack Logo - No Fairing
TM-1606	Mack Vision-Granite-Pinnacle Kick Plate
TM-1418	Mack CH, CL, CX & Granite Door Kick Plate
TM-1423	Mack Vision, Granite & Pinnacle Blank Kick Plate

WINDOW DEFLECTOR

Install using double sided 3M tape.

WINDOW DEFLECTOR

SOLD IN PAIRS



PART NO.	DESCRIPTION
TM-1421	Mack Granite, Vision & Pinnacle Window Deflector

MUD FLAP WEIGHT WITH MACK CUTOUT

Install using supplied hardware.

MUD FLAP

SOLD IN PAIRS



TM-1903



TM-1904




TM-1905

PART NO.	DESCRIPTION
TM-1903	24" Bolted Straight Bottom Mud Flap Weight with Mack Cutout
TM-1904	24" Bolted Curved Bottom Mud Flap Weight with Mack Cutout
TM-1905	24" Bolted Wave Bottom Mud Flap Weight with Mack Cutout

DOUBLE SIDED FIRE WALL LIGHT BARS 1993+

Fire wall light bar 15.5" Universal fit. Install using supplied hardware. Wire harnesses are included.

DOUBLE FACE LIGHT BARS SOLD IN PAIRS



PART NO.	DESCRIPTION	LIGHT QTY.	LIGHT PART NO.	
TM-1801L	2" Amber/Red LEDs with Bezel	16	TLED-2A, TLED-2R & TBEZ-2CH4	
TM-1801LC	2" Clear Amber/Red LEDs with Bezel	16	TLED-2TA, TLED-2TR & TBEZ-2CH4	
TM-1801LF	2" Flatline Amber/Red LEDs with Bezel	16	TLED-F2A, TLED-F2R & TBEZ-2CH4	
TM-1801LFC	2" Clear Flatline Amber/Red LEDs with Bezel	16	TLED-F2CA, TLED-F2CR & TBEZ-2CH4	

VISION & PINNACLE 39.5" CAB PANELS

Designed to fit Pinnacle and Vision comes with block heater hole.

PART NO.	DESCRIPTION	LIGHT QTY.	LIGHT PART NO.		ITEM
TM-1301	Blank	-	-	-	
TM-1302	Slotted Light Holes	6	-	-	
TM-1302LF	Amber Flatline Marker LEDs	6	TLED-FGA		
TM-1302LFC	Clear Amber Flatline Marker LEDs	6	TLED-FGCA		
TM-1302LM	Generation Amber Marker LEDs	6	TLED-G4A		
TM-1302LMC	Generation Clear Amber Marker LEDs	6	TLED-G4CA		

CAB PANELS

SOLD IN PAIRS
DIMENSIONS: 3" HEIGHT

VISION & PINNACLE 33.75" CAB PANELS WITH BLOCKHEATER HOLE

Designed with a block heater hole. Attach underneath the cab with supplied hardware. Wire harness included.

CAB PANELS

SOLD IN PAIRS
DIMENSIONS: 3" WIDE

PART NO.	DESCRIPTION	LIGHT QTY.	LIGHT PART NO.		ITEM
TM-1316	Slotted Light Holes	6	-	-	
TM-1316LF	Flatline Marker Amber LEDs	6	TLED-FGA		
TM-1316LFC	Flatline Marker Clear Amber LEDs	6	TLED-FGCA		
TM-1316LM	Generation Amber Marker LEDs	6	TLED-G4A		
TM-1316LMC	Generation Clear Amber Marker LEDs	6	TLED-G4CA		

VISION / PINNACLE CAB PANELS WITH NO BLOCKHEATER HOLE

Attach underneath the cab with supplied hardware. Wire harness included.

CAB PANELS

SOLD IN PAIRS

PART NO.	DESCRIPTION	LIGHT QTY.	LIGHT PART NO.		ITEM
TM-1317	Slotted Light Holes	6	-	-	
TM-1317LF	Flatline Marker Amber LEDs	6	TLED-FGA		
TM-1317LFC	Flatline Marker Clear Amber LEDs	6	TLED-FGCA		
TM-1317LM	Generation Amber Marker LEDs	6	TLED-G4A		
TM-1317LMC	Generation Clear Amber Marker LEDs	6	TLED-G4CA		



GRANITE GU713 CAB PANELS WITH BLOCKHEATER HOLE, RESERVOIR CUT OUT & LIGHT CUTOUT 2008

Designed with a block heater, reservoir and signal light holes. Attaches underneath the cab with supplied hardware. Wire harness included.

PART NO.	DESCRIPTION	LIGHT QTY.	LIGHT PART NO.		ITEM
TM-1305	Slotted Light Holes	8	-	-	
TM-1305LF	Flatline Marker Amber LEDs	8	TLED-FGA		
TM-1305LFC	Flatline Marker Clear Amber LEDs	8	TLED-FGCA		
TM-1305LM	Generation Amber Marker LEDs	8	TLED-G4A		
TM-1305LMC	Generation Clear Amber Marker LEDs	8	TLED-G4CA		

**CAB
PANELS**
SOLD IN PAIRS

CXP - CXU 613 DAYCAB CAB PANELS WITH BLOCKHEATER HOLE - NO TURN SIGNAL CUTOUT 2010+

Designed with a block heater only. Attach underneath the cab with supplied hardware. Wire harness is included.

PART NO.	DESCRIPTION	LIGHT QTY.	LIGHT PART NO.		ITEM
TM-1306	Slotted Light Holes	8	-	-	
TM-1306LF	Flatline Marker Amber LEDs	8	TLED-FGA		
TM-1306LFC	Flatline Marker Clear Amber LEDs	8	TLED-FGCA		
TM-1306LM	Generation Amber Marker LEDs	8	TLED-G4A		
TM-1306LMC	Generation Clear Amber Marker LEDs	8	TLED-G4CA		

**CAB
PANELS**
SOLD IN PAIRS



TM-1306LMC

CHU SIDE MOUNT EXHAUST CAB PANELS WITH BLOCKHEATER HOLE - NO TURN SIGNAL CUTOUT

Designed to fit Mack CHU models with side mount exhaust. Includes a block heater hole only. Wire harness is included.

CAB PANELS

SOLD IN PAIRS

PART NO.	DESCRIPTION	LIGHT QTY.	LIGHT PART NO.		ITEM
TM-1312	Slotted Light Holes	8	-	-	
TM-1312LF	Flatline Marker Amber LEDs	8	TLED-FGA		
TM-1312LFC	Flatline Marker Clear Amber LEDs	8	TLED-FGCA		
TM-1312LM	Generation Amber Marker LEDs	8	TLED-G4A		
TM-1312LMC	Generation Clear Amber Marker LEDs	8	TLED-G4CA		


VISION & PINNACLE 65.5" SLEEPER PANELS

Attach underneath sleeper with supplied hardware.

SLEEPER 65.5"

SOLD IN PAIRS

DIMENSIONS: 3" HEIGHT




PART NO.	DESCRIPTION	LIGHT QTY.	LIGHT PART NO.	
TM-1501	Mack Vision & Pinnacle Blank Sleeper Panel	-	-	-
TM-1503	Slotted Light Holes	12	-	-
TM-1503LF	Amber Flatline Marker LEDs	12	TLED-FGA	
TM-1503LFC	Clear Amber Flatline Marker LEDs	12	TLED-FGCA	
TM-1503LM	Generation Amber Marker LEDs	12	TLED-G4A	
TM-1503LMC	Generation Clear Amber Marker LEDs	12	TLED-G4CA	

VISION & PINNACLE EXTENSION PANELS 1993+

EXTENSION PANELS

SOLD IN PAIRS
DIMENSIONS: 3" WIDE



TM-1502



TM-1504



TM-1504LF







TM-1504LFC



TM-1504LM



TM-1504LMC

PART NO.	DESCRIPTION	LIGHT QTY.	DESCRIPTION	LIGHT PART NO.
TM-1502	Blank	-	-	-
TM-1504	Slotted Light Holes	4	-	-
TM-1504LF	Amber Flatline Marker LEDs	4	TLED-FGA	
TM-1504LFC	Clear Amber Flatline Marker LEDs	4	TLED-FGCA	
TM-1504LM	Generation Amber Marker LEDs	4	TLED-G4A	
TM-1504LMC	Generation Clear Amber Marker LEDs	4	TLED-G4CA	







WESTERN STAR

WESTERN STAR

SUNVISORS

Installs by removing the original factory brackets, drilling holes for additional brackets & using TRUX brackets. Drilling is required. Hardware and brackets are included.

13.5" CONSTELLATION

WIDTH 73"

DESIGNED TO FIT CONSTELLATION MODELS WITH STRATOSPHERE FLAT TOP MIRRORS ON DOORS



PART NO.	DESCRIPTION	YEAR
TSUN-W1	13.5" Western Star Constellation Sunvisor	1998+



11" HERITAGE

DESIGNED TO REPLACE THE OEM SUNVISOR. THIS SUNVISOR WILL NOT FIT EPA 2007 MODELS.

PART NO.	DESCRIPTION	YEAR
TSUN-W2	11" Western Star Heritage Sunvisor	1995-2006

16" STRATOSPHERE

DESIGNED TO REPLACE THE OEM SUNVISOR WITH A 16" DROP SUNVISOR



TSUN-W3



TSUN-W7

PART NO.	DESCRIPTION	YEAR
TSUN-W3	16" Western Star Stratosphere Sunvisor	1998-2009
TSUN-W7	16" Western Star Stratosphere Sunvisor with Cab Mounted Mirrors	2011+

HOODSHIELD BUG DEFLECTORS

BUG DEFLECTORS

DRILLING INTO HOOD IS REQUIRED.

COMES WITH HARDWARE KIT



THOD-WC



THOD-WCF



THOD-WH



THOD-WSA



THOD-WSB

PART NO.	DESCRIPTION	DIMENSIONS	YEAR
THOD-WC	Hoodshield Bug Deflector for Western Star Constellation - 4900CO	Width 46 1/2"	1993 - 2010
THOD-WCF	Bug Deflector for Western Star Constellation / Heritage 4964 FX, EX and SX models - Square Hood	Width 49"	1997 - 1999
THOD-WH	Hoodshield Bug Deflector for Western Star Heritage - 4900-FA-EX	Width 48"	1993 - 2010
THOD-WSA	Hoodshield Bug Deflector for Western Star 4800SB-4800TS, High Vision Hood & 4900SA	-	2011+ & 1993+
THOD-WSB	Hoodshield Bug Deflector for Western Star 4700SA	Width 54"	2012+

GRILL KITS

Install using supplied hardware. Drilling may be required.

GRILL KITS

SOLD AS KIT

PART NO.	DESCRIPTION	DIMENSIONS	YEAR
TW-1101	Western Star Horizontal Grill kit - 4900EX	42" x 33 5/32"	1995+
TW-1102	Western Star Horizontal Grill kit - LowMax	42" x 28"	2007+

SIDE GRILL DEFLECTORS

Mount behind the grill on paint. Drilling is required. Install using supplied hardware.



TW-1103



TW-1104

SIDE GRILL DEFLECTORS

SOLD IN PAIRS

PART NO.	DESCRIPTION	DIMENSIONS	YEAR
TW-1103	Western Star 123" - BBC- 4900FA Grill Deflector	30 1/2" Long	2007+ EPA
TW-1104	Western Star 123" - BBC- 4900FA Grill Deflector	26 1/2" Long	2007+ EPA

WIPER ARM COVERS 1998+

Install using double sided 3M tape.



TW-0104



TW-0105

WIPER ARM COVERS

SOLD IN PAIRS

PART NO.	DESCRIPTION
TW-0104	Western Star Wiper Arm Covers - For Bosch Wiper Arms
TW-0105	Western Star Wiper Arm Covers - For Sprague Wiper Arms

GRILL SURROUND 2012+

Install using supplied hardware. Drilling may be required.

GRILL SURROUND

SOLD AS A KIT



HEADLIGHT VISORS 1995+

Attach behind the headlight bezel with existing hardware.

HEADLIGHT VISORS

SOLD IN PAIRS



TW-1201



TW-1202

PART NO.	DESCRIPTION
TW-1105	Western Star 4700SB Grill Surround

PART NO.	DESCRIPTION
TW-1201	Western Star Single Headlight Visor
TW-1202	Western Star Double Headlight Visor

WINDOW TRIMS

Install using double sided 3M tape.

WINDOW DEFLECTORS

SOLD IN PAIRS



PART NO.	DESCRIPTION
TW-1401	Western Star Window Deflector (Mirror on Cab) - All Models All Years
TW-1404	Western Star Window Deflector (Mirror on Door) - All Models All Years

CHOP TOPS

SOLD IN PAIRS

PART NO.	DESCRIPTION
TW-1405	Western Star 5" Chop Top Door Mounting - All Models
TW-1406	Western Star 5" Flange Chop Top Door Mounting - All Models
TW-1407	Western Star 5" Chop Top Cab Mounting - All Models
TW-1408	Western Star 5" Flange Chop Top Cab Mounting - All Models

WINDOW SHADES

SOLD IN PAIRS

PART NO.	DESCRIPTION
TW-1409	Western Star Window Shade Door Mounting - All Models
TW-1410	Western Star Window Shade Cab Mounting - All Models

FENDER GUARDS

Drilling into hood required. Installs using supplied hardware.

FENDER GUARDS

SOLD IN PAIRS




TW-1208



TW-1205



TW-1206



TW-1203



TW-1207

PART NO.	DESCRIPTION	YEAR
TW-1203	Western Star Constellation Fender Guard	1996 - 2009
TW-1205	Western Star 4900SA Fender Guard	2010+
TW-1206	Western Star 4700SB Fender Guard	2012+
TW-1207	Western Star 4900 EX-FA Fender Guard	2010+
TW-1208	Western Star Constellation with Set Back Axle & High Vision Hood Fender Guard	1998+

LICENSE PLATE HOLDERS 1998+

Installs by attaching to existing bumper bolts with supplied hardware.



TW-1701



TW-1703



TW-1702

LICENSE PLATE HOLDERS

PART NO.	DESCRIPTION
TW-1701	Western Star Bumper Face License Plate - 1 License Plate
TW-1702	Western Star Bumper Face License Plate - 2 License Plates
TW-1703	Western Star Bumper Face License Plate - 3 License Plates

EPA LICENSE PLATE HOLDERS 2007+

Installs by attaching to existing bumper bolts with supplied hardware.



TW-1704



TW-1705

LICENSE PLATE HOLDERS

PART NO.	DESCRIPTION
TW-1704	Western Star Bumper Face License Plate Swing Plate - 1 License Plate
TW-1705	Western Star Bumper Face License Plate Swing Plate - 2 License Plates

BATTERY BOX & STEP COVERS 1998+

Installs using supplied hardware.



TW-1601



TW-1602

BATTERY BOX COVERS

SOLD IN PAIRS

PART NO.	DESCRIPTION
TW-1601	Western Star 48" Side Battery Box Cover - Old Latch Style
TW-1602	Western Star 4900EX Side Battery Box Cover - New Latch Style (48" Long)

PART NO.	DESCRIPTION
TW-1603	Western Star 48" Step Cover

STEP COVER

SOLD IN PAIRS



TRUX

WORK LAMPS

LED PROJECTOR HEADLIGHT

100W
5000K
5000LM

LED PROJECTOR HEADLIGHT

100W
5000K
5000LM

LED MUD FLAP HANGER


SUPPORT DARK SIDE DCI
LED POWER LOCKING

FEATURES	DETAILS
LED Lamps	Lowest Price
Quality Beams	Factory Direct
Free Mount	Free Ship
Spring Loaded	Mount Change
	Targeted Illumination



SELLING TOOLS

INFORMATION FLYERS



LEGEND
 BLUE: SOLD INDIVIDUALLY
 YELLOW: SOLD IN PAIRS

PART #
 FOR EASY
 ORDERING



TRUCK MODEL
 YEAR
 TRUCK

TRUX ACCESSORIES TRUCK FLYERS ARE DESIGNED TO OFFER CUSTOMERS INFORMATION ON THEIR PREFERRED TRUCK MODEL EXTERIOR ACCESSORIES. THE DOUBLE-SIDED FLYER ILLUSTRATES THE MANY TRUX ACCESSORY OPTIONS THAT ARE AVAILABLE FOR TRUCK SPECIFIC MODELS AND YEAR. ONE SIDE OF THE FLYER HAS A PICTURE OF A CERTAIN TRUCK MODEL WITH PART NUMBERS POINTED AT THE CORRECT EXTERIOR ITEM.

PLEASE NOTE: AS LONG AS THE MANUFACTURING DATE OF YOUR TRUCK IS IN BETWEEN THE YEARS SPECIFIED ON THE FLYER, ALL PART NUMBERS SHOWN WILL FIT ON YOUR TRUCK.

TRUCK FLYERS



(FRONT)



(BACK)

PART NO.	DESCRIPTION
TRX-082	Peterbilt 579 Flyer



(FRONT)



(BACK)

PART NO.	DESCRIPTION
TRX-025	Peterbilt 389 Flyer



(FRONT)



(BACK)

PART NO.	DESCRIPTION
TRX-024	Peterbilt 379 Flyer



(FRONT)



(BACK)

PART NO.	DESCRIPTION
TRX-017	Volvo VN Flyer

INFORMATION FLYERS

TRUCK FLYERS



(FRONT)



(BACK)

PART NO.	DESCRIPTION
TRX-074	Kenworth T680 Flyer



(FRONT)



(BACK)

PART NO.	DESCRIPTION
TRX-018	Kenworth W900L Flyer



(FRONT)



(BACK)

PART NO.	DESCRIPTION
TRX-020	Kenworth T660 Flyer



(FRONT)



(BACK)

PART NO.	DESCRIPTION
TRX-019	Kenworth T800 Flyer



(FRONT)



(BACK)

PART NO.	DESCRIPTION
TRX-032	Mack Granite Flyer



(FRONT)



(BACK)

PART NO.	DESCRIPTION
TRX-033	Mack Vision Flyer



(FRONT)



(BACK)

PART NO.	DESCRIPTION
TRX-039	Caterpillar CT660 Flyer



(FRONT)



(BACK)

PART NO.	DESCRIPTION
TRX-038	International Lonestar Flyer



(FRONT)



(BACK)

PART NO.	DESCRIPTION
TRX-022	International Prostar Flyer



(FRONT)



(BACK)

PART NO.	DESCRIPTION
TRX-023	Freightliner Cascadia Flyer

PRODUCT DISPLAYS

MAKE YOUR SHOWROOM MORE APPEALING WITH TRUX ACCESSORIES DISPLAYS SO CUSTOMERS WILL STAY AND SHOP! TRUX'S COUNTERTOP AND SLOT WALL DISPLAYS PROVE TO INCREASE SALES BY OFFERING ADDITIONAL INFORMATION IN AN INTERACTIVE WAY.

DUAL REVOLUTION DISPLAYS

READY TO PLUG INTO ANY WALL SOCKET



TRX-078



TRX-092



TRX-079

PART NO.	DESCRIPTION
TRX-078	Dual Revolution Counter Display (16.5" x 16.25" x 8")
TRX-079	Dual Revolution Slotwall Display (26" x 11" x 3")
TRX-092	Small Dual Revolution Counter Display (13" x 9")
TRX-093	Small Dual Revolution Slotwall Display (13" x 9")



WORK LAMP DISPLAYS

READY TO PLUG INTO ANY WALL SOCKET



TRX-085



TRX-081

PART NO.	DESCRIPTION
TRX-081	Mini Work Lamp & Light Bar Display (15.1/4" x 7 1/4" x 5.3/4")
TRX-085	LED Work Lamp Display (26.25" x 9.5" x 6")

LED LIGHTING DISPLAYS

STAINLESS STEEL

READY TO PLUG INTO ANY WALL SOCKET



TRX-036



TRX-094

PART NO.	DESCRIPTION
TRX-036	Trux Flatline LED Slot Wall Display (26" x 12" x 7")
TRX-094	Stander LED Display Board (27" x 22.75")

MINI DISPLAY



MINI BUTTON DISPLAY

READY TO PLUG INTO
ANY WALL SOCKET



PART NO.	DESCRIPTION
TRX-091	Trux Mini Button Display (26" x 5" x 3")



TRX-098



TRX-102



TRX-089



TRX-090

LED HEADLIGHT DISPLAYS


READY TO PLUG INTO
ANY WALL SOCKET

PART NO.	DESCRIPTION
TRX-089	4" x 6" LED Projector Headlight Counter Display- Display Dimensions: 8.5" x 13.75" x 8"
TRX-090	4" x 6" LED Projector Headlight Slot Wall Display- Display Dimensions: 8.5" x 13.75" x 8"
TRX-098	Large LED Headlight Display with multiple models - (TLED-H7/H8: 4" X 6") (TLED-H4/H52: 5" X 7") (TLED-H56: 5.75" Round) (TLED-H51/H53/H3: 7" Round) - Display Dimensions: 30" x 29" x 12"
TRX-102	LED Projector Headlight Display with multiple models - (TLED-H7: 4" X 6") (TLED-H4: 5" X 7") (TLED-H3: 7" Round) - Display Dimensions: 25.5" x 12.75" x 8"

SELLING TOOLS

PRODUCT DISPLAYS & ACCESSORIES

MINI BATTERY PACK



Warning Label

PART NO.	DESCRIPTION
TRX-054	Trux Mini Battery Pack with Trux Logo & Warning Label

STAINLESS STEEL DISPLAYS



TRX-005



TRX-006

PART NO.	DESCRIPTION
TRX-005	Trux Fender Display
TRX-006	Trux Mudflap Hanger Display
TRX-076	Exhaust display



MARKETING MATERIAL & ACCESSORIES

TRUX CATALOG

VOLUME 9



PART NO.	DESCRIPTION
TRX-100	Trux Catalog



TRUX CD

RESOURCE

PART NO.	DESCRIPTION
TRX-007	Trux Resource CD with Product Pictures, Barcodes, Descriptions & Installation Instructions



TRX-095



TRX-096

COUNTER

Mats

PART NO.	DESCRIPTION
TRX-095	Trux Led Headlight Counter Mats (19.68" x 15.74")
TRX-096	Trux Fender Counter Mats (19.68" x 15.74")

MARKETING SUPPORT

POSTERS TRUX



PART NO.	DESCRIPTION
TRX-072	Trux Logo Poster (30" x 24")

BANNER TRUX



PART NO.	DESCRIPTION
TRX-012	Trux Large Banner (4.25' x 2')



MARKETING SUPPORT

HALF MOON SIGN




TRX-014


PART NO.	DESCRIPTION
TRX-014	Trux Half Moon Sign (31" x 9")

SLOTWALL PRODUCTS & ACCESSORIES

SLOTWALL BLACK



TRX-200



TRX-201

PART NO.	DESCRIPTION
TRX-200	Black Melamine Slotwall - 48" x 48" (H x W)
TRX-201	Black Melamine Slotwall - 48" x 96" (H x W)



TRX-202 / TRX-203 /
TRX-204 / TRX-205



TRX-206

HOOKS SLOTWALL BLACK

PART NO.	DESCRIPTION
TRX-202	Black Slotwall Hook - 4"
TRX-203	Black Slotwall Hook - 8"
TRX-204	Black Slotwall Hook - 10"
TRX-205	Black Slotwall Hook - 12"
TRX-206	Black 6 Ball Waterfall Hook

SELLING TOOLS

SLOTWALL PRODUCTS & ACCESSORIES

BASKETS

SLOTWALL
BLACK



PART NO.	DESCRIPTION
TRX-208	Black Deep All-Purpose Basket

LITERATURE HOLDER

HOLDER



PART NO.	DESCRIPTION
TRX-029	Slotwall Hanging Literature holder (13" - 6.5" - 3")

BRACKET

KNIFE
BLACK



PART NO.	DESCRIPTION
TRX-214	Black Knife Bracket - 16"

TICKET

RE-STOCK



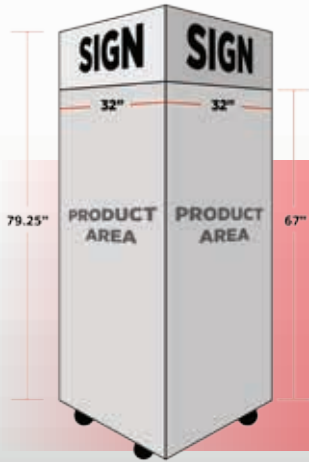
PART NO.	DESCRIPTION
TRX-209	Trux Re-Stock Tickets

Customized Trux Accessories Outside Salesman's Kit!

Speak to your account manager to customize your own 'TRUX Outside Salesman Kit' that will include TRUX's latest catalog, trucks flyers, LED battery pack, choice of samples, T-Shirt and hat.



TRUX CUSTOM RETAIL MOBILE DISPLAYS & ACCESSORIES



WANT TO SHOWCASE ALL YOUR ACCESSORIES BUT HAVE LIMITED SPACE? WHY NOT ASK YOUR TRUX ACCOUNT MANAGER TO COME UP WITH THE COMPLETE CUSTOMIZED MOBILE SOLUTION TO FIT YOUR NEEDS. TAKES ONLY 32" X 32" OF FLOOR SPACE BUT IT PROVIDES PRODUCT FOR 60 SQUARE FEET!



BELOW ARE JUST A FEW OF THE SOLUTIONS THE TEAM AT TRUX HAS PUT TOGETHER TO HELP OTHER BUSINESSES. CALL YOUR TRUX ACCOUNT MANAGER TODAY TO GET STARTED ON YOUR CUSTOMIZED LOOK!



PART NO.	DESCRIPTION
TRX-063	Trux Mobile Retail Display

TRUX MOBILE DISPLAY SIGNS & ACCESSORIES



PART NO.	DESCRIPTION
TRX-067	MRD "LED Lighting" Insert



PART NO.	DESCRIPTION
TRX-068	MRD "Universal Accessories" Insert



PART NO.	DESCRIPTION
TRX-069	MRD "Flatline" Insert



PART NO.	DESCRIPTION
TRX-070	MRD "Hub Accessories" Insert



PART NO.	DESCRIPTION
TRX-071	MRD "Work Lamps" Insert



PART NO.	DESCRIPTION
TRX-086	MRD "Information Center" Insert



PART NO.	DESCRIPTION
TRX-084	MRD "Dual Revolution" Insert



PART NO.	DESCRIPTION
TRX-103	MRD "Headlights" Insert

**CUSTOMIZE
YOUR OWN
DISPLAY**



TRUX CUSTOM DISPLAY

MAXIMIZE ANY WALL OR GONDOLA IN YOUR SHOW ROOM WITH ONE OF OUR CUSTOM DISPLAYS



WE WILL CUSTOMIZE YOUR DISPLAY WITH THE ANSWERS YOU RESPOND TO OUR QUESTIONNAIRE AND THE MEASUREMENTS OF YOUR SPACE PROVIDED. WE WILL BUILD A PRODUCT DIAGRAM AND A SUGGESTED ORDER FOR YOU TO APPROVE.

INCLUDED FREE OF CHARGE IN ALL CUSTOM DISPLAYS ARE:

- BLACK SLOT WALL CUT TO YOUR MEASUREMENTS
- SLOT WALL HOOKS
- HALF MOON TRUX SIGN
- TRUX BANNER
- TRUX CATALOG HOLDER



TRUX
CUSTOM DISPLAY PROGRAM



TRUX GEAR



HOODIES



T-SHIRTS



CAPS

**ASK ABOUT OUR TRUX GEAR IN YOUR NEXT ORDER!
YOU MAY BE ELIGIBLE FOR FREE TRUX GEAR!**

WARRANTY POLICIES

LED LIGHTING : 3 year warranty from date of purchase.

LED WORKLAMPS : 3 year warranty from date of purchase.

LED HEADLIGHTS (TLED-H3 / H4/ H6 / H7/ H8 / H56) : 7 year warranty from date of purchase.

SUPER VALUE LED HEADLIGHTS (TLED-H5 / H51/ H52) : 1 year warranty from date of purchase.

LED HEADLIGHTS (H53 / H48K): 3 year warranty from date of purchase.

HEADLIGHT ASSEMBLIES (HALOGEN BULB NOT INCLUDED) : 2 year warranty from date of purchase on LED marker & LED projector only.

STAINLESS STEEL PRODUCTS : 1 year warranty from date of purchase.

EXHAUST PRODUCTS : 1 year warranty from date of purchase.

* Products are guaranteed against defects in the manufacturing process.

Trux Accessories does not cover items that have failed due to driver error, modification and improper installation.

Trux Accessories does not warranty items that have been used in a non-standard application.

