



CONTENTS

HUBS & RELATED PARTS	5-6
lug nuts	5
wheel studs	5
dust covers	6
wheel adapters	6
wheel spacers	6
wheel supports	6
hat spacers	6
PIT EQUIPMENT	7
toe plates & accessories	7
BRAKE PARTS	8-13
brake hoses, fittings & related hardware	8-9
caliper brackets	10-13
<u>UPPER CONTROL ARMS & PARTS</u>	14-26
ball joint plates.....	14
inner shaft style control arms & parts	14-24
wide split plate uppers	18
Metric chassis	23
Pierce chassis	23
Chevella style.....	24
Camaro style	24
Street rod uppers	25
adjustable upper arms	25
heim joint upper control arms	26
LOWER CONTROL ARMS & PARTS.....	27-35
dirt style lower arms	29,31
asphalt style lower arms	30
misc replacement parts for UB lower control arms	32
replacement bushings for stock control arms	33
UMP lower control arms & parts	34
SPRING PARTS	36-39
coil over parts	36
coil spring parts for 5" & 5-1/2" springs	36-39
SHOCK MOUNTS	40-42
upper coil over shock mounts - angled style	40
round tube clamp-on shock mounts	41
round tube clamp-on weight mounts	41
square tube clamps	41
rear shock mounts	42
shock mount spacers	42
STEERING PARTS	43-45
couplers	44
u-joints	44
steering linkage	45
STABILIZER BARS & PARTS	46
stabilizer bars	46
sway bar adjusters	46
BALL JOINTS	47-50
lower ball joints	47
upper ball joints	48
ball joint sleeves	48-49
monoball pins	49-50


TRAILING ARMS	51
TIE RODS	52
SPINDLES & SPINDLE PARTS	53
FLOATER PARTS	54
REAR SUSPENSION PARTS	55-66
<i>tube clamps</i>	55
<i>trailing arm mounts</i>	56-57
<i>panhard bars</i>	58
<i>panhard bar mounts</i>	58-63
<i>panhard bar replacement parts</i>	58
<i>center section brackets</i>	63-64
<i>swing arms</i>	65
<i>spacers for center section brackets</i>	64
<i>spear rods</i>	65
<i>torque arm brackets</i>	66
<i>track locator brackets</i>	66
ROD ENDS	67-69
<i>monoballs & housings</i>	69
MOTOR MOUNTS	70-75
<i>motor plate mounting tabs</i>	75
CHASSIS BRACKETS	76-82
<i>chassis tabs</i>	77-81
<i>body mounting tabs</i>	78
<i>camber shims</i>	78
<i>upper control arm mounts</i>	78-79
<i>anti-dive slugs</i>	79
<i>lower control arm mounts</i>	79
<i>formed mounting brackets</i>	81
<i>rectangular caps</i>	81
<i>round caps</i>	81
ACCESSORIES	82-84
<i>scuff plates</i>	82
<i>hood pins</i>	83
<i>air cleaner nuts</i>	83
<i>Ford water neck housing & parts</i>	84
THROTTLE PARTS	85
<i>gas pedals</i>	85
BATTERY BOXES & REPLACEMENT PARTS	86
DRAG RACING PARTS	87-88
HARDWARE	89
<i>bolts</i>	89
<i>washers</i>	89
<i>jam nuts</i>	89
SPACERS & REDUCERS	90-95
<i>threaded inserts</i>	90
<i>weld nuts</i>	90
<i>step spacers</i>	90-91
<i>step bushings</i>	90
<i>shock mount spacers</i>	92
<i>motor mount spacers</i>	91
<i>tapered spacers</i>	92-93
<i>spacers for center section brackets</i>	93
INDEX	96-98

HUB PARTS



LUG NUTS

HARD COAT ANODIZED FOR DURABILITY



**HEAT TREATED!
HEX WILL NOT ROUND OFF**

SINGLE SIDED STEEL LUG NUTS

10-0410	7/16" FINE THREAD	
10-0415	12 MM	
10-0416	14 MM	
10-0420	1/2" FINE THREAD	
10-0421	5/8" FINE THREAD	
10-0423	5/8" COARSE THREAD	

STEEL LUG NUTS ARE USED BY NASCAR, ASA, ARCA AND NASCAR TRUCK SERIES TEAMS

SINGLE SIDED ALUM LUG NUTS

10-0422	5/8" FINE THREAD	
10-0424	5/8" COARSE THREAD	

10-0423-D


STEEL LUG NUT - 5/8" COARSE THREAD, DOUBLE CHAMFERED

10-0424-D


ALUMINUM LUG NUT - 5/8" COARSE THREAD, DOUBLE CHAMFERED




WHEEL STUDS




10-0510



10-0520




10-0511



10-0521



10-0522



10-0523

- HUB PARTS**
- PIT EQUIPMENT**
- BRAKE PARTS**
- UPPER ARMS**
- LOWER ARMS**
- SPRING PARTS**
- SHOCK MOUNTS**
- STEERING PARTS**
- STABILIZER PARTS**
- TRAILING ARMS**
- TIE ROD TUBES**
- SPINDLES**
- FLOATER PARTS**
- REAR SUSPENSION**
- HEIM JOINTS**
- MOTOR MOUNTS**
- CHASSIS BRACKETS**
- ACCESSORIES**
- THROTTLE PARTS**
- BATTERY BOXES**
- DRAG RACING PARTS**
- HARDWARE**
- SPACERS & REDUCERS**
- INDEX**



HUB PARTS

DUST COVERS

10-0600	WIDE FIVE, PLAIN
10-0601	WIDE FIVE, BLUE
10-0602	WIDE FIVE, GOLD
10-0603	WIDE FIVE, RED
10-0605	WIDE FIVE, BLACK



- Made from lightweight aluminum
- Will not distort, leak or crack
- Powder coated to resist corrosion, in your choice of colors

WHEEL ADAPTERS



10-0650

- Adapts 4-1/2" and 4-3/4" to 5" bolt pattern
- 1" thick
- Wheel studs included
- Machined from Billet aluminum

WHEEL SPACERS

10-0651

5 x 5" - 1" THICK

10-0652

5 x 4-1/2" - 1" THICK



- Bolt spacing
- Machined from Billet aluminum

10-0670

4 x 4-1/4" - 1/2" THICK



WHEEL SUPPORTS



10-0700	1/8" THICK
10-0702	.090" THICK
10-0705	1/4" THICK
10-0710	1/16" THICK
10-0715	3/16" THICK

HAT SPACERS



10-0701	1/8" THICK
10-0706	1/4" THICK
10-0711	1/16" THICK

UB MACHINE WHEEL SUPPORTS AND HAT SPACERS ARE:

- Precision ground to maintain parallelism and control wheel run out
- Made from premium pre-hardened alloy steel. This prevents crushing the plate under high loads, which causes the lug nuts to loosen
- Used by Sprint Cup, ASA, ARCA and NASCAR Truck Series teams

HUB PARTS

PIT EQUIPMENT

BRAKE PARTS

UPPER ARMS

LOWER ARMS

SPRING PARTS

SHOCK MOUNTS

STEERING PARTS

STABILIZER PARTS

TRAILING ARMS

TIE ROD TUBES

SPINDLES

FLOATER PARTS

REAR SUSPENSION

HEIM JOINTS

MOTOR MOUNTS

CHASSIS BRACKETS

ACCESSORIES

THROTTLE PARTS

BATTERY BOXES

DRAG RACING PARTS

HARDWARE


SPACERS & REDUCERS

INDEX

PIT EQUIPMENT



TOE PLATES & ACCESSORIES



- These plates allow you to check your toe-in at **race ride height on any surface** (pavement, dirt, grass or gravel)
- Eliminates errors due to wheel run out/tire run out
- No need to scribe tires
- Installs in seconds
- Also available for NASCAR, ARCA, ASA, Craftsman Truck, Busch, Pro Cup, Re Max, etc. (Anything with a 3-1/16" wheel locator)

NOTE: TWO ARE REQUIRED

PART #	DESCRIPTION
11-0100	TOE PLATE KIT FOR 3-1/16" WHEEL LOCATOR
11-0200	TOE PLATE KIT FOR WIDE 5 SPINDLES
11-0250	TOE PLATE
11-0255	ADAPTER FOR 3-1/16" WHEEL LOCATOR
11-0256	ADAPTER STUD FOR 3-1/16" WHEEL LOCATOR
11-0260	KNOB FOR TOE PLATE
11-0270	ADAPTER FOR WIDE 5 SNOUT
11-0271	WIDE 5 SPACER FOR 3" OFFSET
11-0271-A	STUD FOR 3" OFFSET (9")
11-0272	WIDE 5 SPACER FOR 5" OFFSET
11-0272-A	STUD FOR 5" OFFSET
11-0300	5 x 5 SQUARING PLATE
11-0310	WIDE 5 SQUARING PLATE



11-0255



11-0270




11-0271 (3")

11-0272 (5")



11-0300



11-0310



11-0500

SMALL SCREW-IN BALL JOINT SOCKET

11-0505

LARGE SCREW-IN BALL JOINT SOCKET



11-0510

SPINDLE NUT SOCKET
FITS WIDE 5, 5 x 5, HOWE, VOGEL,
AND PCR TYPE SPINDLES

- HUB PARTS
- PIT EQUIPMENT**
- BRAKE PARTS
- UPPER ARMS
- LOWER ARMS
- SPRING PARTS
- SHOCK MOUNTS
- STEERING PARTS
- STABILIZER PARTS
- TRAILING ARMS
- TIE ROD TUBES
- SPINDLES
- FLOATER PARTS
- REAR SUSPENSION
- HEIM JOINTS
- MOTOR MOUNTS
- CHASSIS BRACKETS
- ACCESSORIES
- THROTTLE PARTS
- BATTERY BOXES
- DRAG RACING PARTS
- HARDWARE
- SPACERS & REDUCERS
- INDEX



BRAKE PARTS

BRAKE FITTINGS & RELATED HARDWARE

- HUB PARTS
- PIT EQUIPMENT
- BRAKE PARTS**
- UPPER ARMS
- LOWER ARMS
- SPRING PARTS
- SHOCK MOUNTS
- STEERING PARTS
- STABILIZER PARTS
- TRAILING ARMS
- TIE ROD TUBES
- SPINDLES
- FLOATER PARTS
- REAR SUSPENSION
- HEIM JOINTS
- MOTOR MOUNTS
- CHASSIS BRACKETS
- ACCESSORIES
- THROTTLE PARTS
- BATTERY BOXES
- DRAG RACING PARTS
- HARDWARE
- SPACERS & REDUCERS
- INDEX



12-0100
BRAKE LINE TAB



12-0501
1/2" PISTON SPACER



12-0502
1/4" PISTON SPACER FOR METRIC CALIPER



12-0601
CALIPER BOLT - GM



12-0650
WILDWOOD RACING BRAKE FLUID



12-0651
BRAKE BIAS ADJUSTER

BRAKE HOSES



PART #	SIZE	DESCRIPTION
12-0118	-4 x 18" LONG	STRAIGHT FITTING ON BOTH ENDS
12-0118-90	-4 x 18" LONG	STRAIGHT ON ONE END, 90° ON THE OTHER END
12-0218	-3 x 18" LONG	STRAIGHT FITTING ON BOTH ENDS
12-0218-90	-3 x 18" LONG	STRAIGHT ON ONE END, 90° ON THE OTHER END

BRAKE PARTS



BRAKE FITTINGS & RELATED HARDWARE




12-0300

BRAKE FITTING STOCK GM CALIPER
-4 TO 7/16" -20 W/90°




12-0301

BRAKE FITTING -4 TO 1/8" PIPE W/90°




12-0302

BRAKE FITTING -4 TO 1/8" PIPE, STRAIGHT



12-0303

BRAKE FITTING -4 TO 3/8" -24
INVERTED FLARE



12-0304

BRAKE BLEEDER FOR ALUMINUM CALIPERS



12-0305

BRAKE LINE FITTING METRIC CALIPER -
STRAIGHT



12-0305-90

METRIC CALIPER 90°



12-0310

BRAKE FITTING CLIP

HUB PARTS

PIT EQUIPMENT

BRAKE PARTS

UPPER ARMS

LOWER ARMS

SPRING PARTS

SHOCK MOUNTS

STEERING PARTS

STABILIZER PARTS

TRAILING ARMS

TIE ROD TUBES

SPINDLES

FLOATER PARTS

REAR SUSPENSION

HEIM JOINTS

MOTOR MOUNTS

CHASSIS BRACKETS

ACCESSORIES

THROTTLE PARTS

BATTERY BOXES

DRAG RACING PARTS

HARDWARE

SPACERS & REDUCERS

INDEX



BRAKE PARTS

CALIPER BRACKETS

- HUB PARTS
- PIT EQUIPMENT
- BRAKE PARTS**
- UPPER ARMS
- LOWER ARMS
- SPRING PARTS
- SHOCK MOUNTS
- STEERING PARTS
- STABILIZER PARTS
- TRAILING ARMS
- TIE ROD TUBES
- SPINDLES
- FLOATER PARTS
- REAR SUSPENSION
- HEIM JOINTS
- MOTOR MOUNTS
- CHASSIS BRACKETS
- ACCESSORIES
- THROTTLE PARTS
- BATTERY BOXES
- DRAG RACING PARTS
- HARDWARE
- SPACERS & REDUCERS
- INDEX



12-0400

WELD-ON GM METRIC REAR CALIPER BRACKET - Fits 3" diameter axle tube

12-0400-A

WELD-ON GM METRIC REAR CALIPER BRACKET - Fits 3-1/2" diameter clamp



12-0400-C

CLAMP-ON GM METRIC REAR CALIPER BRACKET - Fits 3" diameter axle tube
**All of our clamp-on caliper brackets come with grade 8 hardware and a durable powder coat finish



12-0401

WELD-ON GM LARGE REAR CALIPER BRACKET - Fits 3" diameter axle tube

12-0402

WELD-ON GM LARGE REAR CALIPER BRACKET - Fits 3-1/2" diameter clamp



12-0403

CLAMP-ON GM LARGE REAR CALIPER BRACKET -Fits 3" diameter axle tube
**All of our clamp-on caliper brackets come with grade 8 hardware and a durable powder coat finish



12-0404-L

BOLT-ON GM METRIC FRONT CALIPER BRACKET
For Pinto spindles
Use with 11" diameter rotors
L/H side



12-0404-R

BOLT-ON GM METRIC FRONT CALIPER BRACKET
For Pinto spindles
Use with 11" diameter rotors
R/H side



CALIPER BRACKETS




12-0405-L

BOLT-ON LARGE GM FT CALIPER BRACKET
For Pinto spindles
Use with 11" diameter rotors
L/H side



12-0405-R

BOLT-ON LARGE GM FT CALIPER BRACKET
For Pinto spindles
Use with 11" diameter rotors
R/H side



12-0410

WELD-ON DYNALITE REAR CALIPER BRACKET - Fits 3" diameter axle tube

12-0411

WELD-ON DYNALITE REAR CALIPER BRACKET - Fits 3-1/2" diameter clamp



12-0412

CLAMP-ON DYNALITE REAR CALIPER BRACKET - Fits 3" diameter axle tube
**All of our clamp-on caliper brackets come with grade 8 hardware and a durable powder coat finish



5-1/4" BOLT SPACING

12-0414-L

WELD-ON DYNALITE FRONT CALIPER BRACKET
L/H side



5-1/4" BOLT SPACING

12-0414-R

WELD-ON DYNALITE FRONT CALIPER BRACKET
R/H side

- HUB PARTS
- PIT EQUIPMENT
- BRAKE PARTS**
- UPPER ARMS
- LOWER ARMS
- SPRING PARTS
- SHOCK MOUNTS
- STEERING PARTS
- STABILIZER PARTS
- TRAILING ARMS
- TIE ROD TUBES
- SPINDLES
- FLOATER PARTS
- REAR SUSPENSION
- HEIM JOINTS
- MOTOR MOUNTS
- CHASSIS BRACKETS
- ACCESSORIES
- THROTTLE PARTS
- BATTERY BOXES
- DRAG RACING PARTS
- HARDWARE
- SPACERS & REDUCERS
- INDEX



BRAKE PARTS

CALIPER BRACKETS

HUB PARTS

PIT EQUIPMENT

BRAKE PARTS

UPPER ARMS

LOWER ARMS

SPRING PARTS

SHOCK MOUNTS

STEERING PARTS

STABILIZER PARTS

TRAILING ARMS

TIE ROD TUBES

SPINDLES

FLOATER PARTS

REAR SUSPENSION

HEIM JOINTS

MOTOR MOUNTS

CHASSIS BRACKETS

ACCESSORIES

THROTTLE PARTS

BATTERY BOXES

DRAG RACING PARTS

HARDWARE

SPACERS & REDUCERS

INDEX



3-1/2" BOLT SPACING

12-0420

WELD-ON SUPERLITE REAR CALIPER BRACKET - Fits 3" diameter axle tube

12-0421

WELD-ON SUPERLITE REAR CALIPER BRACKET - Fits 3-1/2" diameter clamp

3-1/2" BOLT SPACING



12-0422

CLAMP-ON SUPERLITE REAR CALIPER BRACKET - Fits 3" diameter axle tube
**All of our clamp-on caliper brackets come with grade 8 hardware and a durable powder coat finish



3-1/2" BOLT SPACING

12-0423

CLAMP-ON SUPERLITE REAR CALIPER BRACKET
Use with 12.190" rotor
Fits 3" diameter axle tube
**All of our clamp-on caliper brackets come with grade 8 hardware and a durable powder coat finish

3-1/2" BOLT SPACING



12-0424-L

WELD-ON SUPERLITE FRONT CALIPER BRACKET
L/H side

3-1/2" BOLT SPACING



12-0424-R

WELD-ON SUPERLITE FRONT CALIPER BRACKET
R/H side



CALIPER BRACKETS



12-0450-L

METRIC CALIPER BRACKET
BRAKE FLOATER ASSEMBLY
L/H side



12-0450-R

METRIC CALIPER BRACKET
BRAKE FLOATER ASSEMBLY
R/H side

**PICTURE
NOT YET
AVAILABLE**

12-0460-L

LARGE GM CALIPER BRACKET
BRAKE FLOATER ASSEMBLY
L/H side

**PICTURE
NOT YET
AVAILABLE**

12-0460-R

LARGE GM CALIPER BRACKET
BRAKE FLOATER ASSEMBLY
R/H side

**PICTURE
NOT YET
AVAILABLE**

12-0470-L

SL CALIPER BRACKET
BRAKE FLOATER ASSEMBLY
L/H side

**PICTURE
NOT YET
AVAILABLE**

12-0470-R

SL CALIPER BRACKET
BRAKE FLOATER ASSEMBLY
R/H side

HUB PARTS

PIT EQUIPMENT

BRAKE PARTS

UPPER ARMS

LOWER ARMS

SPRING PARTS

SHOCK MOUNTS

STEERING PARTS

STABILIZER PARTS

TRAILING ARMS

TIE ROD TUBES

SPINDLES

FLOATER PARTS

REAR SUSPENSION

HEIM JOINTS

MOTOR MOUNTS

CHASSIS BRACKETS

ACCESSORIES

THROTTLE PARTS

BATTERY BOXES

DRAG RACING PARTS

HARDWARE

SPACERS & REDUCERS

INDEX



UPPER CONTROL ARMS

BALL JOINT PLATES

- HUB PARTS
- PIT EQUIPMENT
- BRAKE PARTS
- UPPER ARMS**
- LOWER ARMS
- SPRING PARTS
- SHOCK MOUNTS
- STEERING PARTS
- STABILIZER PARTS
- TRAILING ARMS
- TIE ROD TUBES
- SPINDLES
- FLOATER PARTS
- REAR SUSPENSION
- HEIM JOINTS
- MOTOR MOUNTS
- CHASSIS BRACKETS
- ACCESSORIES
- THROTTLE PARTS
- BATTERY BOXES
- DRAG RACING PARTS
- HARDWARE
- SPACERS & REDUCERS
- INDEX



14-0002

METRIC BALL JOINT PLATE - 3/16" THICK, FLAT
USES PART #40-3203



14-0003

METRIC BALL JOINT PLATE
USES PART #40-3203



15-0001

FORMED BALL JOINT PLATE
USES PART #40-3200



15-0001-D

SPLIT BALL JOINT PLATE (2 PIECES)
USES PART #40-3200

UPPER CONTROL ARMS



INNER SHAFT STYLE CONTROL ARM PARTS

15- SERIES (BOLT-IN BALL JOINT) UPPER CONTROL ARM PARTS

PART #	DESCRIPTION
15-0001	FORMED BALL JOINT PLATE - USES PART #40-3200
15-0001-D	SPLIT BALL JOINT PLATE (2PCS)
15-0010	INNER SHAFT 6" ALUMINUM
15-0011	INNER SHAFT 6" ALUMINUM - SLOTTED
15-0013	INNER SHAFT 6" STEEL - SLOTTED
15-0014	INNER SHAFT 6" STEEL
15-0015	INNER SHAFT 4-1/2" STEEL (71-73 PINTO)
15-0016	INNER SHAFT 5" STEEL (74-UP MUSTANG & PINTO)
15-0017	INNER SHAFT 5-1/2" STEEL
15-0018	INNER SHAFT 6-1/2" STEEL (64-72 CHEVELLE/67-70 CAMARO)
15-0019	INNER SHAFT 6-7/8" STEEL (78 & UP GM METRIC, S-10)
15-0022	INNER SHAFT 7-3/4" STEEL (70-81 CAMARO/73-77 CHEVELLE)
15-0040-A	CASTER SLUG 0" OFFSET
15-0040-B	CASTER SLUG 1/8" OFFSET
15-0040-C	CASTER SLUG 1/4" OFFSET
15-0040-D	CASTER SLUG 3/8" OFFSET
15-0040-E	CASTER SLUG 1/2" OFFSET
40-3200	BALL JOINT (MOOG #K6024)
990-7516-5	NUT FOR INNER SHAFT
999-2000	GREASE ZERK
999-5751-140	BUSHING FOR INNER SHAFT



15-0010

INNER SHAFT 6" ALUMINUM



15-0011

INNER SHAFT 6" ALUMINUM - SLOTTED



15-0013

INNER SHAFT 6" STEEL - SLOTTED



15-0014

INNER SHAFT 6" STEEL

CASTER SLUGS WITH 1/2" HOLE



15-0040-A	0" OFFSET
15-0040-B	1/8" OFFSET
15-0040-C	1/4" OFFSET
15-0040-D	3/8" OFFSET
15-0040-E	1/2" OFFSET

15-0040

SET OF 5

- HUB PARTS
- PIT EQUIPMENT
- BRAKE PARTS
- UPPER ARMS**
- LOWER ARMS
- SPRING PARTS
- SHOCK MOUNTS
- STEERING PARTS
- STABILIZER PARTS
- TRAILING ARMS
- TIE ROD TUBES
- SPINDLES
- FLOATER PARTS
- REAR SUSPENSION
- HEIM JOINTS
- MOTOR MOUNTS
- CHASSIS BRACKETS
- ACCESSORIES
- THROTTLE PARTS
- BATTERY BOXES
- DRAG RACING PARTS
- HARDWARE
- SPACERS & REDUCERS
- INDEX



UPPER CONTROL ARMS

INNER SHAFT STYLE CONTROL ARMS - BOLT-IN BALL JOINT



All of UB's uppers come black powder coated to resist corrosion and are built with a medium alloy tube. There is no seamwelded tubing in our arms.

15-XXX0

BOLT-IN BALL JOINT UPPER - ALUMINUM SHAFT
6" center-to-center on crossshaft
Uses part # 40-3200 ball joint
Large GM bolt-in ball joint

15-XXX4

BOLT-IN BALL JOINT UPPER - STEEL SHAFT

15-SERIES PART NUMBERS

LENGTH	ALUM SHAFT	STEEL SHAFT
6-1/4"	15-0610	15-0614
6-1/2"	15-0620	15-0624
6-3/4"	15-0630	15-0634
7"	15-0700	15-0704
7-1/4"	15-0710	15-0714
7-1/2"	15-0720	15-0724
7-3/4"	15-0730	15-0734
8"	15-0800	15-0804
8-1/4"	15-0810	15-0814
8-1/2"	15-0820	15-0824
8-3/4"	15-0830	15-0834
9"	15-0900	15-0904
9-1/4"	15-0910	15-0914
9-1/2"	15-0920	15-0924
9-3/4"	15-0930	15-0934
10"	15-1000	15-1004
10-1/4"	15-1010	15-1014
10-1/2"	15-1020	15-1024
10-3/4"	15-1030	15-1034
11"	15-1100	15-1104

NOTE: ALL UB MACHINE UPPER CONTROL ARMS ARE MEASURED FROM THE CENTER OF THE INNER SHAFT TO THE CENTER OF THE BALL JOINT.

PLEASE NOTE: UB MACHINE DOES NOT HAVE THE RESOURCES NOR SPACE AVAILABLE TO STOCK EVERY CONCEIVABLE UPPER THAT WE ARE CAPABLE OF BUILDING. PART NUMBERS ARE LISTED AS A CONVENIENCE TO OUR CUSTOMERS AND TO ENSURE ORDER ACCURACY. A PART NUMBER IN OUR CATALOG DOES NOT IMPLY THAT THE PART IS NECESSARILY IN STOCK, ONLY THAT WE CAN BUILD IT. PLEASE ASK YOUR SALES REPRESENTATIVE ABOUT STOCK STATUS WHEN PLACING YOUR ORDER.

OFFSET UPPERS- STEEL SHAFT



8-3/4" x 1-1/4" OFFSET	15-0834-5R	
8-3/4" x 1-1/4" OFFSET	15-0834-5L	
9-1/4" x 1-1/4" OFFSET	15-0914-5R	
9-1/4" x 1-1/4" OFFSET	15-0914-5L	
9-1/4" x 1-1/2" OFFSET	15-0914-6L	
9-1/4" x 1-1/2" OFFSET	15-0914-6R	
9-1/2" x 1-1/4" OFFSET	15-0924-5R	
9-1/2" x 1-1/4" OFFSET	15-0924-5L	

15-1020-HS

10-1/2" UPPER FOR BOLT-IN BALL JOINT
6" aluminum inner shaft
Wide, with heim joint pivots



- HUB PARTS
- PIT EQUIPMENT
- BRAKE PARTS
- UPPER ARMS**
- LOWER ARMS
- SPRING PARTS
- SHOCK MOUNTS
- STEERING PARTS
- STABILIZER PARTS
- TRAILING ARMS
- TIE ROD TUBES
- SPINDLES
- FLOATER PARTS
- REAR SUSPENSION
- HEIM JOINTS
- MOTOR MOUNTS
- CHASSIS BRACKETS
- ACCESSORIES
- THROTTLE PARTS
- BATTERY BOXES
- DRAG RACING PARTS
- HARDWARE
- SPACERS & REDUCERS
- INDEX

UPPER CONTROL ARMS



INNER SHAFT STYLE CONTROL ARMS & PARTS - BOLT-IN BALL JOINT

All of UB's uppers come black powder coated to resist corrosion and are built with a medium alloy tube. There is no seamwelded tubing in our arms.



SLUGS SOLD SEPARATELY

15-XXX1

BOLT-IN BALL JOINT UPPER - ALUMINUM SLOTTED SHAFT
Allows you to use caster slugs to set multi-caster settings using the same control arm

15-XXX3

BOLT-IN BALL JOINT UPPER - STEEL SLOTTED SHAFT

15-XXX1 AND 15-XXX3 SLOTTED PART NUMBERS (ANY LENGTH AVAILABLE)

LENGTH	ALUM SHAFT	STEEL SHAFT
6-1/2"	15-0621	15-0623
7"	15-0701	15-0703
7-1/4"	15-0711	15-0713
7-1/2"	15-0721	15-0723
7-3/4"	15-0731	15-0733
8"	15-0801	15-0803
8-1/4"	15-0811	15-0813
8-1/2"	15-0821	15-0823
8-3/4"	15-0831	15-0833
9"	15-0901	15-0903
9-1/4"	15-0911	15-0913
9-1/2"	15-0921	15-0923
9-3/4"	15-0931	15-0933
10"	15-1001	15-1003
10-1/4"	15-1011	15-1013
10-1/2"	15-1021	15-1023
10-3/4"	15-1031	15-1033
11"	15-1101	15-1103

NOTE: ALL UB MACHINE UPPER CONTROL ARMS ARE MEASURED FROM THE CENTER OF THE INNER SHAFT TO THE CENTER OF THE BALL JOINT.



15-0011

INNER SHAFT 6" ALUMINUM - SLOTTED



15-0013

INNER SHAFT 6" STEEL - SLOTTED

CASTER SLUGS WITH 1/2" HOLE



15-0040-A	0" OFFSET
15-0040-B	1/8" OFFSET
15-0040-C	1/4" OFFSET
15-0040-D	3/8" OFFSET
15-0040-E	1/2" OFFSET

15-0040

SET OF 5

- HUB PARTS
- PIT EQUIPMENT
- BRAKE PARTS
- UPPER ARMS**
- LOWER ARMS
- SPRING PARTS
- SHOCK MOUNTS
- STEERING PARTS
- STABILIZER PARTS
- TRAILING ARMS
- TIE ROD TUBES
- SPINDLES
- FLOATER PARTS
- REAR SUSPENSION
- HEIM JOINTS
- MOTOR MOUNTS
- CHASSIS BRACKETS
- ACCESSORIES
- THROTTLE PARTS
- BATTERY BOXES
- DRAG RACING PARTS
- HARDWARE
- SPACERS & REDUCERS
- INDEX



UPPER CONTROL ARMS

INNER SHAFT STYLE CONTROL ARMS - BOLT-IN BALL JOINT

All of UB's uppers come black powder coated to resist corrosion and are built with a medium alloy tube. There is no seamwelded tubing in our arms.

- HUB PARTS
- PIT EQUIPMENT
- BRAKE PARTS
- UPPER ARMS**
- LOWER ARMS
- SPRING PARTS
- SHOCK MOUNTS
- STEERING PARTS
- STABILIZER PARTS
- TRAILING ARMS
- TIE ROD TUBES
- SPINDLES
- FLOATER PARTS
- REAR SUSPENSION
- HEIM JOINTS
- MOTOR MOUNTS
- CHASSIS BRACKETS
- ACCESSORIES
- THROTTLE PARTS
- BATTERY BOXES
- DRAG RACING PARTS
- HARDWARE
- SPACERS & REDUCERS
- INDEX



WIDE SPLIT PLATE UPPER FOR BOLT-IN BALL JOINT
 With twin plates which separate to allow mounting around chassis
 6" aluminum or steel inner shaft (wide)

15-XXX0-WSP (ALUM)

15-XXX4-WSP (STEEL)



SLOTTED WIDE SPLIT PLATE UPPER FOR BOLT-IN BALL JOINT
 Allows you to use caster slugs to set multi-caster settings using the same control arm
 6" aluminum or steel inner shaft (wide)

15-XXX1-WSP (ALUM)

15-XXX3-WSP (STEEL)

WIDE SPLIT PLATE UPPER PART NUMBERS

LENGTH	ALUM SHAFT		STEEL SHAFT	
	ALUM SHAFT	STEEL SHAFT	ALUM SHAFT	STEEL SHAFT
10"	15-1000-WSP	15-1004-WSP	15-1004-WSP	15-1008-WSP
10-1/4"	15-1010-WSP	15-1014-WSP	15-1014-WSP	15-1018-WSP
10-1/2"	15-1020-WSP	15-1024-WSP	15-1024-WSP	15-1028-WSP
10-3/4"	15-1030-WSP	15-1034-WSP	15-1034-WSP	15-1038-WSP
11"	15-1100-WSP	15-1104-WSP	15-1104-WSP	15-1108-WSP
11-1/4"	15-1110-WSP	15-1114-WSP	15-1114-WSP	15-1118-WSP
11-1/2"	15-1120-WSP	15-1124-WSP*	15-1124-WSP*	15-1128-WSP*
11-3/4"	15-1130-WSP	15-1134-WSP*	15-1134-WSP*	15-1138-WSP*
12"	15-1200-WSP*	15-1204-WSP*	15-1204-WSP*	15-1208-WSP*

SLOTTED WIDE SPLIT PLATE UPPER PART NUMBERS

LENGTH	ALUM SHAFT		STEEL SHAFT	
	ALUM SHAFT	STEEL SHAFT	ALUM SHAFT	STEEL SHAFT
10"	15-1001-WSP	15-1003-WSP	15-1003-WSP	15-1005-WSP
10-1/4"	15-1011-WSP	15-1013-WSP	15-1013-WSP	15-1015-WSP
10-1/2"	15-1021-WSP	15-1023-WSP	15-1023-WSP	15-1025-WSP
10-3/4"	15-1031-WSP	15-1033-WSP	15-1033-WSP	15-1035-WSP
11"	15-1101-WSP	15-1103-WSP	15-1103-WSP	15-1105-WSP
11-1/4"	15-1111-WSP	15-1113-WSP	15-1113-WSP	15-1115-WSP
11-1/2"	15-1121-WSP	15-1123-WSP*	15-1123-WSP*	15-1125-WSP*
11-3/4"	15-1131-WSP	15-1133-WSP*	15-1133-WSP*	15-1135-WSP*
12"	15-1201-WSP*	15-1203-WSP*	15-1203-WSP*	15-1205-WSP*

*NOT STOCK ITEMS AT THIS TIME

NOTE: ALL UB MACHINE UPPER CONTROL ARMS ARE MEASURED FROM THE CENTER OF THE INNER SHAFT TO THE CENTER OF THE BALL JOINT.

UPPER CONTROL ARMS



INNER SHAFT STYLE CONTROL ARMS & PARTS - HIGH MISALIGNMENT MONOBALL

All of UB's uppers come black powder coated to resist corrosion and are built with a medium alloy tube. There is no seamwelded tubing in our arms.



**THIS IS THE HIGHEST STRENGTH,
LIGHT WEIGHT CONTROL ARM
ASSEMBLY OFFERED ANYWHERE.**

16-XXXX-A SERIES UPPER CONTROL ARM PARTS

PART #	DESCRIPTION
40-4185-A	BALL JOINT STUD ADAPTER
47-1085	5/8" MONOBALL HIGH MISALIGNMENT
48-5137	SNAP RING

16-XXX0-A (ALUM)

HIGH MISALIGNMENT MONOBALL UPPER CONTROLARM - ALUMINUM SHAFT
6" center-to-center on crossshaft
***NOTE: STUD & BEARING NOT INCLUDED**

16-XXX4-A (STEEL)

HIGH MISALIGNMENT MONOBALL UPPER CONTROLARM - STEEL SHAFT
6" center-to-center on crossshaft
***NOTE: STUD & BEARING NOT INCLUDED**

16-XXXX-A SERIES WITH 5/8" MONOBALL PART NUMBERS

LENGTH	ALUM SHAFT	STEEL SHAFT
6-1/2"	16-0620-A	16-0624-A
6-3/4"	16-0630-A	16-0634-A
7"	16-0700-A	16-0704-A
7-1/4"	16-0710-A	16-0714-A
7-1/2"	16-0720-A	16-0724-A
7-3/4"	16-0730-A	16-0734-A
8"	16-0800-A	16-0804-A
8-1/4"	16-0810-A	16-0814-A
8-1/2"	16-0820-A	16-0824-A
8-3/4"	16-0830-A	16-0834-A
9"	16-0900-A	16-0904-A
9-1/4"	16-0910-A	16-0914-A
9-1/2"	16-0920-A	16-0924-A
9-3/4"	16-0930-A	16-0934-A
10"	16-1000-A	16-1004-A
10-1/4"	16-1010-A	16-1014-A
10-1/2"	16-1020-A	16-1024-A
10-3/4"	16-1030-A	16-1034-A
11"	16-1100-A	16-1104-A

**NOTE: ALL UB MACHINE UPPER CONTROL ARMS
ARE MEASURED FROM THE CENTER OF THE INNER
SHAFT TO THE CENTER OF THE BALL JOINT.**

HUB PARTS

PIT EQUIPMENT

BRAKE PARTS

UPPER ARMS

LOWER ARMS

SPRING PARTS

SHOCK MOUNTS

STEERING PARTS

STABILIZER PARTS

TRAILING ARMS

TIE ROD TUBES

SPINDLES

FLOATER PARTS

REAR SUSPENSION

HEIM JOINTS

MOTOR MOUNTS

CHASSIS BRACKETS

ACCESSORIES

THROTTLE PARTS

BATTERY BOXES

DRAG RACING PARTS

HARDWARE

SPACERS & REDUCERS

INDEX

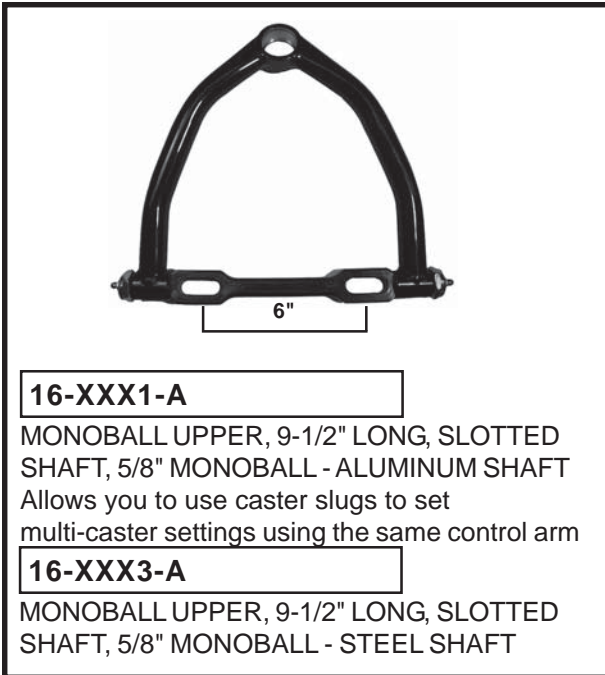


UPPER CONTROL ARMS

INNER SHAFT STYLE CONTROL ARMS & PARTS - HIGH MISALIGNMENT MONOBALL

All of UB's uppers come black powder coated to resist corrosion and are built with a medium alloy tube. There is no seamwelded tubing in our arms.

- HUB PARTS
- PIT EQUIPMENT
- BRAKE PARTS
- UPPER ARMS**
- LOWER ARMS
- SPRING PARTS
- SHOCK MOUNTS
- STEERING PARTS
- STABILIZER PARTS
- TRAILING ARMS
- TIE ROD TUBES
- SPINDLES
- FLOATER PARTS
- REAR SUSPENSION
- HEIM JOINTS
- MOTOR MOUNTS
- CHASSIS BRACKETS
- ACCESSORIES
- THROTTLE PARTS
- BATTERY BOXES
- DRAG RACING PARTS
- HARDWARE
- SPACERS & REDUCERS
- INDEX



16-XXX1-A

MONOBALL UPPER, 9-1/2" LONG, SLOTTED SHAFT, 5/8" MONOBALL - ALUMINUM SHAFT
Allows you to use caster slugs to set multi-caster settings using the same control arm


16-XXX3-A

MONOBALL UPPER, 9-1/2" LONG, SLOTTED SHAFT, 5/8" MONOBALL - STEEL SHAFT

NOTE: ALL UB MACHINE UPPER CONTROL ARMS ARE MEASURED FROM THE CENTER OF THE INNER SHAFT TO THE CENTER OF THE BALL JOINT.


16-XXX1 AND 16-XXX3 SLOTTED PART NUMBERS (ANY LENGTH AVAILABLE)

LENGTH	ALUM SHAFT	STEEL SHAFT
6-1/2"	16-0621-A	16-0623-A
7"	16-0701-A	16-0703-A
7-1/4"	16-0711-A	16-0713-A
7-1/2"	16-0721-A	16-0723-A
7-3/4"	16-0731-A	16-0733-A
8"	16-0801-A	16-0803-A
8-1/4"	16-0811-A	16-0813-A
8-1/2"	16-0821-A	16-0823-A
8-3/4"	16-0831-A	16-0833-A
9"	16-0901-A	16-0903-A
9-1/4"	16-0911-A	16-0913-A
9-1/2"	16-0921-A	16-0923-A
9-3/4"	16-0931-A	16-0933-A
10"	16-1001-A	16-1003-A
10-1/4"	16-1011-A	16-1013-A
10-1/2"	16-1021-A	16-1023-A
10-3/4"	16-1031-A	16-1033-A
11"	16-1101-A	16-1103-A



15-0011

INNER SHAFT 6" ALUMINUM - SLOTTED



15-0013

INNER SHAFT 6" STEEL - SLOTTED

CASTER SLUGS WITH 1/2" HOLE



15-0040-A	0" OFFSET
15-0040-B	1/8" OFFSET
15-0040-C	1/4" OFFSET
15-0040-D	3/8" OFFSET
15-0040-E	1/2" OFFSET

15-0040

SET OF 5

UPPER CONTROL ARMS



INNER SHAFT STYLE CONTROL ARMS & PARTS - SCREW-IN BALL JOINT

All of UB's uppers come black powder coated to resist corrosion and are built with a medium alloy tube. There is no seamwelded tubing in our arms.



19-XXX0

SCREW-IN BALL JOINT UPPER - ALUMINUM SHAFT

6" center-to-center on crossshaft
Uses part # 40-3202 ball joint
Small Chrysler screw-in ball joint

19-XXX4

SCREW-IN BALL JOINT UPPER - STEEL SHAFT

19-SERIES PART NUMBERS

	ALUM SHAFT	STEEL SHAFT
LENGTH		
6-1/4"	19-0610	19-0614
6-1/2"	19-0620	19-0624
6-3/4"	19-0630	19-0634
7"	19-0700	19-0704
7-1/4"	19-0710	19-0714
7-1/2"	19-0720	19-0724
7-3/4"	19-0730	19-0734
8"	19-0800	19-0804
8-1/4"	19-0810	19-0814
8-1/2"	19-0820	19-0824
8-3/4"	19-0830	19-0834
9"	19-0900	19-0904
9-1/4"	19-0910	19-0914
9-1/2"	19-0920	19-0924
9-3/4"	19-0930	19-0934
10"	19-1000	19-1004
10-1/4"	19-1010	19-1014
10-1/2"	19-1020	19-1024
10-3/4"	19-1030	19-1034
11"	19-1100	19-1104

OFFSET UPpers - STEEL SHAFT

19-0734-5	7-3/4" x 1-1/4" OFFSET
19-0834-5	8-3/4" x 1-1/4" OFFSET
19-0904-5	9" x 1-1/4" OFFSET
19-0914-5	9-1/4" x 1-1/4" OFFSET
19-0924-5	9-1/2" x 1-1/4" OFFSET

NOTE: ALL UB MACHINE UPPER CONTROL ARMS ARE MEASURED FROM THE CENTER OF THE INNER SHAFT TO THE CENTER OF THE BALL JOINT.

19-SERIES (SCREW-IN BALL JOINT) UPPER CONTROL ARM PARTS

PART #	DESCRIPTION
15-0010	INNER SHAFT 6" ALUMINUM
15-0014	INNER SHAFT 6" STEEL
15-0015	INNER SHAFT 4-1/2" STEEL (71-73 PINTO)
15-0016	INNER SHAFT 5" STEEL (74-UP MUSTANG & PINTO)
15-0017	INNER SHAFT 5-1/2" STEEL
15-0018	INNER SHAFT 6-1/2" STEEL (64-72 CHEVELLE/67-70 CAMARO)
15-0019	INNER SHAFT 6-7/8" STEEL (78 & UP GM METRIC, S-10)
15-0022	INNER SHAFT 7-3/4" STEEL (70-81 CAMARO/73-77 CHEVELLE)
40-3202	BALL JOINT (MOOG #K772)
40-3303	BALL JOINT SLEEVE
990-7516-5	NUT FOR INNER SHAFT
999-2000	GREASE ZERK
999-5751-140	BUSHING INNER SHAFT

- HUB PARTS
- PIT EQUIPMENT
- BRAKE PARTS
- UPPER ARMS**
- LOWER ARMS
- SPRING PARTS
- SHOCK MOUNTS
- STEERING PARTS
- STABILIZER PARTS
- TRAILING ARMS
- TIE ROD TUBES
- SPINDLES
- FLOATER PARTS
- REAR SUSPENSION
- HEIM JOINTS
- MOTOR MOUNTS
- CHASSIS BRACKETS
- ACCESSORIES
- THROTTLE PARTS
- BATTERY BOXES
- DRAG RACING PARTS
- HARDWARE
- SPACERS & REDUCERS
- INDEX

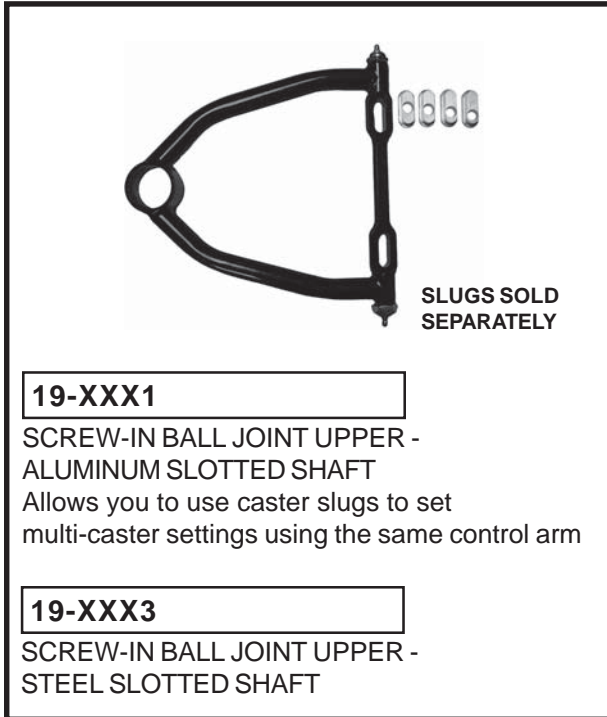


UPPER CONTROL ARMS

INNER SHAFT STYLE CONTROL ARMS & PARTS - SCREW-IN BALL JOINT

All of UB's uppers come black powder coated to resist corrosion and are built with a medium alloy tube. There is no seamwelded tubing in our arms.

- HUB PARTS
- PIT EQUIPMENT
- BRAKE PARTS
- UPPER ARMS**
- LOWER ARMS
- SPRING PARTS
- SHOCK MOUNTS
- STEERING PARTS
- STABILIZER PARTS
- TRAILING ARMS
- TIE ROD TUBES
- SPINDLES
- FLOATER PARTS
- REAR SUSPENSION
- HEIM JOINTS
- MOTOR MOUNTS
- CHASSIS BRACKETS
- ACCESSORIES
- THROTTLE PARTS
- BATTERY BOXES
- DRAG RACING PARTS
- HARDWARE
- SPACERS & REDUCERS
- INDEX



19-XXX1

SCREW-IN BALL JOINT UPPER - ALUMINUM SLOTTED SHAFT
Allows you to use caster slugs to set multi-caster settings using the same control arm

19-XXX3

SCREW-IN BALL JOINT UPPER - STEEL SLOTTED SHAFT

NOTE: ALSO AVAILABLE WITH NEEDLE BEARING PIVOT BUSHING

19-XXX3-NB

19-XXX1 AND 19-XXX3 SLOTTED PART NUMBERS (ANY LENGTH AVAILABLE)

LENGTH	ALUM SHAFT	STEEL SHAFT
6-1/2"	19-0621	19-0623
6-3/4"	19-0631	19-0633
7"	19-0701	19-0703
7-1/4"	19-0711	19-0713
7-1/2"	19-0721	19-0723
7-3/4"	19-0731	19-0733
8"	19-0801	19-0803
8-1/4"	19-0811	19-0813
8-1/2"	19-0821	19-0823
8-3/4"	19-0831	19-0833
9"	19-0901	19-0903
9-1/4"	19-0911	19-0913
9-1/2"	19-0921	19-0923
9-3/4"	19-0931	19-0933
10"	19-1001	19-1003
10-1/4"	19-1011	19-1013
10-1/2"	19-1021	19-1023
10-3/4"	19-1031	19-1033
11"	19-1101	19-1103



15-0011

INNER SHAFT 6" ALUMINUM - SLOTTED



15-0013

INNER SHAFT 6" STEEL - SLOTTED

CASTER SLUGS WITH 1/2" HOLE



15-0040-A	0" OFFSET
15-0040-B	1/8" OFFSET
15-0040-C	1/4" OFFSET
15-0040-D	3/8" OFFSET
15-0040-E	1/2" OFFSET

15-0040

SET OF 5

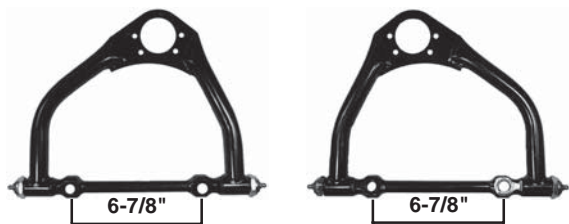
UPPER CONTROL ARMS

SPECIAL APPLICATION, INNER SHAFT STYLE CONTROL ARMS



All of UB's uppers come black powder coated to resist corrosion and are built with a medium alloy tube. There is no seamwelded tubing in our arms.


METRIC CHASSIS



14-XXXX-XX

UPPER WITH METRIC BALL JOINT -
6-7/8" SHAFT - USES PART #40-3203

14-0809-5R	8" x 1-1/4" OFFSET	RIGHT
14-0809-5L	8" x 1-1/4" OFFSET	LEFT
14-0829-6L	8-1/2" x 1-1/2" OFFSET	LEFT
14-0909-6L	9" x 1-1/2" OFFSET	LEFT
14-0929-6L	9-1/2" x 1-1/2" OFFSET	LEFT

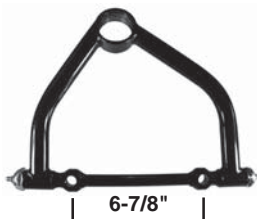


15-0809-5R

Fits R/H GM metric chassis
Standard bolt-in ball joint (#40-3200), 8" long, with
1-1/4" offset, 6-7/8" inner shaft

15-0829-6L

Fits L/H GM metric chassis
Standard bolt-in ball joint (#40-3200), 8-1/2" long,
with 1-1/2" offset, 6-7/8" inner shaft



19-0809-5R

Fits R/H GM metric chassis
Screw-in ball joint, 8" long, with 1-1/4" offset,
6-7/8" inner shaft



19-0829-6L

Fits L/H GM metric chassis
Screw-in ball joint, 8-1/2" long, with 1-1/2" offset,
6-7/8" inner shaft

PIERCE CHASSIS



15-093-1/8-9-6L-WSP

Fits L/H Pierce pre-2006 chassis
Bolt-in ball joint, 9-7/8" long, with 1-1/2" offset,
6-7/8" inner shaft

15-10-1/8-9-6L-WSP

Fits L/H Pierce 2007 and up chassis
Bolt-in ball joint, 10-1/8" long, with 1-1/2" offset,
6-7/8" inner shaft



15-0709-5

Fits R/H Pierce pre-2006 chassis
Bolt-in ball joint, 7" long, with 1-1/4" offset,
6-7/8" inner shaft

- HUB PARTS
- PIT EQUIPMENT
- BRAKE PARTS
- UPPER ARMS**
- LOWER ARMS
- SPRING PARTS
- SHOCK MOUNTS
- STEERING PARTS
- STABILIZER PARTS
- TRAILING ARMS
- TIE ROD TUBES
- SPINDLES
- FLOATER PARTS
- REAR SUSPENSION
- HEIM JOINTS
- MOTOR MOUNTS
- CHASSIS BRACKETS
- ACCESSORIES
- THROTTLE PARTS
- BATTERY BOXES
- DRAG RACING PARTS
- HARDWARE
- SPACERS & REDUCERS
- INDEX



UPPER CONTROL ARMS

SPECIAL APPLICATION, INNER SHAFT STYLE CONTROL ARMS

CHEVELLE STYLE

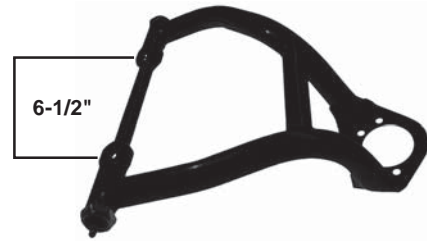


19-0928-5L

Fits L/H 64-72 Chevelle Frame
Screw-in ball joint, 9-1/2" long, with 1-1/4" offset,
6-1/2" inner shaft - Fits Dirtworks chassis

19-0908-5R

Fits R/H 64-72 Chevelle Frame
Screw-in ball joint, 9" long, with 1-1/4" offset,
6-1/2" inner shaft - Fits Dirtworks chassis



14-092+1/8-6+1/8-L

14-092+1/8-6+1/8-R

STOCK REPLACEMENT TUBULAR UPPER
Fits 68-72 Chevelle Frame
9-5/8" long with 1-5/8" offset
6-1/2" inner shaft

CAMARO STYLE



14-0912-1&1/8L

UPPER, CAMARO LH 70-81

14-0912-1&1/8R

UPPER, CAMARO RH 70-81



14-0938-15L

UPPER, CAMARO LH 67-69

14-0938-15R

UPPER, CAMARO RH 67-69



**15-SERIES
CAMARO STYLE
UPPERS***

*NOTE: 70-81 CAMARO STYLE UPPERS HAVE
7-3/4" STEEL INNER SHAFT. WILL NOT FIT
67-69 CAMARO.

LENGTH	PART #
7"	15-0702
7-1/4"	15-0712
7-1/2"	15-0722
7-3/4"	15-0732
8"	15-0802
8-1/4"	15-0812
8-1/2"	15-0822
8-3/4"	15-0832
9"	15-0902
9-1/4"	15-0912
9-1/2"	15-0922
9-3/4"	15-0932
10"	15-1002



15-0902-5RR

70-81 CAMARO UPPER 9" x 1-1/4" OFFSET
TO REAR RIGHT SIDE

15-0932-5LR

70-81 CAMARO UPPER 9-3/4" x 1-1/4" OFFSET
TO REAR LEFT SIDE

HUB PARTS

PIT EQUIPMENT

BRAKE PARTS

UPPER ARMS

LOWER ARMS

SPRING PARTS

SHOCK MOUNTS

STEERING PARTS

STABILIZER PARTS

TRAILING ARMS

TIE ROD TUBES

SPINDLES

FLOATER PARTS

REAR SUSPENSION

HEIM JOINTS

MOTOR MOUNTS

CHASSIS BRACKETS

ACCESSORIES

THROTTLE PARTS

BATTERY BOXES

DRAG RACING PARTS

HARDWARE

SPACERS & REDUCERS

INDEX

UPPER CONTROL ARMS

SPECIAL APPLICATION UPPER CONTROL ARMS



All of UB's uppers come black powder coated to resist corrosion and are built with a medium alloy tube. There is no seamwelded tubing in our arms.

NOTE: ALL UB MACHINE UPPER CONTROL ARMS ARE MEASURED FROM THE CENTER OF THE INNER SHAFT TO THE CENTER OF THE BALL JOINT.

STREET ROD UPPERS

OUR STREET ROD STYLE UPPERS ARE MANUFACTURED WITH A SMALL SCREW-IN BALL JOINT. 8" LONG AVAILABLE WITH A 4-1/2" OR 5" INNER SHAFT.

*STREET ROD UPPERS ARE BASED ON 71-73 PINTO OR 74-NEWER MUSTANG II INNER SHAFTS.
NOTE: TEFLON BUSHINGS ARE ALSO AVAILABLE.



OPTIONAL DESIGN

71-73 PINTO STYLE SHAFT (4-1/2")

74-NEWER MUSTANG II STYLE SHAFT (5")

19-0805
*19-0805-T

19-0806
*19-0806-T

*TEFLON BUSHINGS

*TEFLON BUSHINGS

ADJUSTABLE UPPER ARMS

ADJUSTABLE UPPERS ARE AVAILABLE FOR LEFTHANDER, MOON, DIRTWORKS, GRT, AND SHAW STYLE CHASSIS. THEY ARE MANUFACTURED WITH A SCREW-IN BALL JOINT, 5/8" THREADS.

PART #	DESCRIPTION
47-1000	5/8" CLEVIS
40-3202	BALL JOINT

LEFTHANDER CHASSIS

22-0150	R/H
22-0160	L/H



DIRTWORKS CHASSIS

22-0170	R/H
22-0175	L/H



MOON CHASSIS

22-0155	R/H
22-0165	L/H



GRT AND SHAW CHASSIS

22-0156	R/H
22-0156	L/H



55-0265

999-5621-043

UPPER CONTROL ARM MOUNTING BRACKETS AND SPACERS, 5/8" HOLE



- HUB PARTS
- PIT EQUIPMENT
- BRAKE PARTS
- UPPER ARMS**
- LOWER ARMS
- SPRING PARTS
- SHOCK MOUNTS
- STEERING PARTS
- STABILIZER PARTS
- TRAILING ARMS
- TIE ROD TUBES
- SPINDLES
- FLOATER PARTS
- REAR SUSPENSION
- HEIM JOINTS
- MOTOR MOUNTS
- CHASSIS BRACKETS
- ACCESSORIES
- THROTTLE PARTS
- BATTERY BOXES
- DRAG RACING PARTS
- HARDWARE
- SPACERS & REDUCERS
- INDEX



UPPER CONTROL ARMS

*HEIM JOINT UPPER CONTROL ARMS

All of UB's uppers come black powder coated to resist corrosion and are built with a medium alloy tube. There is no seamwelded tubing in our arms.

NOTE: ALL UB MACHINE UPPER CONTROL ARMS ARE MEASURED FROM THE CENTER OF THE INNER SHAFT TO THE CENTER OF THE BALL JOINT.

*HEIM JOINT LIGHTWEIGHT UPPERS DO **NOT** COME WITH THE HEIM. HEIMS ARE AVAILABLE SEPARATELY.



22-0115

"DWARF CAR" STYLE UPPER CONTROL ARM
(Uses Chevette ball joint)

22-SERIES UPPER CONTROL ARM PARTS

PART #	DESCRIPTION
40-3200	BOLT-IN BALL JOINT
40-3202	SCREW-IN BALL JOINT
47-0811	R/H 1/2" HEIM
47-1011	R/H 5/8" HEIM
47-1211	R/H 3/4" HEIM
999-3507-025	STEP SPACER 1/2" ID x 3/4" STEP x 1/4" FLANGE (4 REQUIRED)



BOLT-IN BALL JOINT

PART #	LENGTH	THREAD
22-0120	8-1/4"	1/2"
22-0121	9-1/4"	1/2"
22-0130	8-1/4"	5/8"
22-0131	6-3/4"	5/8"
22-0140	9-1/4"	5/8"



SCREW-IN BALL JOINT

PART #	LENGTH	THREAD
22-0135	8-1/4"	5/8"
22-0136	6-3/4"	5/8"
22-0141	9-1/4"	5/8"

- HUB PARTS
- PIT EQUIPMENT
- BRAKE PARTS
- UPPER ARMS**
- LOWER ARMS
- SPRING PARTS
- SHOCK MOUNTS
- STEERING PARTS
- STABILIZER PARTS
- TRAILING ARMS
- TIE ROD TUBES
- SPINDLES
- FLOATER PARTS
- REAR SUSPENSION
- HEIM JOINTS
- MOTOR MOUNTS
- CHASSIS BRACKETS
- ACCESSORIES
- THROTTLE PARTS
- BATTERY BOXES
- DRAG RACING PARTS
- HARDWARE
- SPACERS & REDUCERS
- INDEX

LOWER CONTROL ARMS



NOTE: ALL UB MACHINE LOWER CONTROL ARMS ARE MEASURED FROM THE CENTER OF THE BALL JOINT TO THE CENTER OF THE HEIM JOINT OR RUBBER BUSHING.



23-SERIES

RECTANGULAR TUBE LOWERS

- Available with a large press-in or large screw-in ball joint
- Comes with rubber bushing holder and "golf club" strut mount
- All of UB's lowers come black powder coated to resist corrosion

LARGE SCREW-IN BALL JOINT

LENGTH	PART #
15-5/8"	23-1155
16"	23-1160
16-5/8"	23-1165
17"	23-1170
17-5/8"	23-1175
18"	23-1180
19"	23-1190

LARGE PRESS-IN BALL JOINT

LENGTH	PART #
15-5/8"	23-2155
16"	23-2160
16-5/8"	23-2165
17"	23-2170
17-5/8"	23-2175
18"	23-2180
19"	23-2190

23-SERIES RECTANGULAR TUBE LOWER ARM PARTS

PART #	DESCRIPTION
40-3100	LARGE SCREW-IN BALL JOINT
40-3102	LARGE PRESS-IN BALL JOINT
23-0001	STRUT ROD END (GOLF CLUB)
23-0005	RUBBER BUSHING
23-0006	RUBBER BUSHING HOUSING
23-0007	STEPPED RUBBER BUSHING HOLDER



23-0001

STRUT ROD END (GOLF CLUB) - 6-1/2" LONG
3/4-16" LH THREADS, 1/2" HOLES



23-0005

RUBBER BUSHING



23-0007

STEPPED RUBBER BUSHING HOLDER

- HUB PARTS
- PIT EQUIPMENT
- BRAKE PARTS
- UPPER ARMS
- LOWER ARMS**
- SPRING PARTS
- SHOCK MOUNTS
- STEERING PARTS
- STABILIZER PARTS
- TRAILING ARMS
- TIE ROD TUBES
- SPINDLES
- FLOATER PARTS
- REAR SUSPENSION
- HEIM JOINTS
- MOTOR MOUNTS
- CHASSIS BRACKETS
- ACCESSORIES
- THROTTLE PARTS
- BATTERY BOXES
- DRAG RACING PARTS
- HARDWARE
- SPACERS & REDUCERS
- INDEX



LOWER CONTROL ARMS

NOTE: ALL UB MACHINE LOWER CONTROL ARMS ARE MEASURED FROM THE CENTER OF THE BALL JOINT TO THE CENTER OF THE HEIM JOINT OR RUBBER BUSHING.



25-SERIES

ROUND TUBE LOWERS

- Available with a large press-in or large screw-in ball joint (not included)
- Has 3/4" boss for front strut mount
- All of UB's lowers come black powder coated to resist corrosion

LENGTH	LARGE SCREW-IN 3/4" THREAD	LARGE SCREW-IN 5/8" THREAD	LARGE PRESS-IN 3/4" THREAD	LARGE PRESS-IN 5/8" THREAD
12-5/8"	25-1125	25-1125-5	25-2125	25-2125-5
13-5/8"	25-1135	25-1135-5	25-2135	25-2135-5
15-5/8"	25-1155	25-1155-5	25-2155	25-2155-5
16"	25-1160	25-1160-5	25-2160	25-2160-5
16-5/8"	25-1165	25-1165-5	25-2165	25-2165-5
17"	25-1170	25-1170-5	25-2170	25-2170-5
17-5/8"	25-1175	25-1175-5	25-2175	25-2175-5
18"	25-1180	25-1180-5	25-2180	25-2180-5
19"	25-1190	25-1190-5	25-2190	25-2190-5
19-5/8"	25-1195	25-1195-5		

25-SERIES ROUND TUBE LOWER ARM PARTS

PART #	DESCRIPTION
25-0005	SWAY BAR TAB
25-0015	FLANGED STRUT ROD BOSS
40-3100	LARGE SCREW-IN BALL JOINT
40-3102	LARGE PRESS-IN BALL JOINT
47-1002	5/8" SOLID ROD END 3/4" HOLE
47-1201	3/4" SOLID ROD END
47-1211	3/4" HEIM JOINT
999-5507-125	CROSS MEMBER SPACER 3/4"



25-0015

FLANGED STRUT ROD BOSS

25-0016

BOSS ONLY



47-1002

5/8" THREAD, 3/4" BORE



999-5507-125

STEP SPACER - 1/2" ID x 3/4" STEP x 1-1/4" LONG - STEEL



47-1201

3/4" THREAD, 3/4" BORE

- HUB PARTS
- PIT EQUIPMENT
- BRAKE PARTS
- UPPER ARMS
- LOWER ARMS**
- SPRING PARTS
- SHOCK MOUNTS
- STEERING PARTS
- STABILIZER PARTS
- TRAILING ARMS
- TIE ROD TUBES
- SPINDLES
- FLOATER PARTS
- REAR SUSPENSION
- HEIM JOINTS
- MOTOR MOUNTS
- CHASSIS BRACKETS
- ACCESSORIES
- THROTTLE PARTS
- BATTERY BOXES
- DRAG RACING PARTS
- HARDWARE
- SPACERS & REDUCERS
- INDEX

LOWER CONTROL ARMS



NOTE: ALL UB MACHINE LOWER CONTROL ARMS ARE MEASURED FROM THE CENTER OF THE BALL JOINT TO THE CENTER OF THE HEIM JOINT OR RUBBER BUSHING.

DIRT STYLE LOWER ARMS



25-SERIES

ROUND TUBE LOWER
Uses 3/4" heim pivot with "golf club" strut mount

LARGE SCREW-IN BALL JOINT

LENGTH	PART #
16-5/8"	25-1165-GS
17-5/8"	25-1175-GS
18"	25-1180-GS
19"	25-1190-GS

LARGE PRESS-IN BALL JOINT

LENGTH	PART #
16-5/8"	25-2165-GS
17-5/8"	25-2175-GS
18"	25-2180-GS
19"	25-2190-GS



25-SERIES

ROUND TUBE LOWER
Uses 5/8" heim pivot with "golf club" strut mount

LARGE SCREW-IN BALL JOINT

LENGTH	PART #
16-5/8"	25-1165-5GS
17-5/8"	25-1175-5GS
18"	25-1180-5GS
19"	25-1190-5GS

LARGE PRESS-IN BALL JOINT

LENGTH	PART #
16-5/8"	25-2165-5GS
17-5/8"	25-2175-5GS
18"	25-2180-5GS
19"	25-2190-5GS



25-SERIES

ROUND TUBE LOWER
Has rubber bushing pivot with 3/4" diameter strut mount boss

LARGE SCREW-IN BALL JOINT

LENGTH	PART #
16-5/8"	25-1165-RB
17-5/8"	25-1175-RB
18"	25-1180-RB
19"	25-1190-RB

LARGE PRESS-IN BALL JOINT

LENGTH	PART #
16-5/8"	25-2165-RB
17-5/8"	25-2175-RB
18"	25-2180-RB
19"	25-2190-RB



25-SERIES

ROUND TUBE LOWER
Has rubber bushing pivot with "golf club" strut mount

LARGE SCREW-IN BALL JOINT

LENGTH	PART #
16-5/8"	25-1165-RBGS
17-5/8"	25-1175-RBGS
18"	25-1180-RBGS
19"	25-1190-RBGS

LARGE PRESS-IN BALL JOINT

LENGTH	PART #
16-5/8"	25-2165-RBGS
17-5/8"	25-2175-RBGS
18"	25-2180-RBGS
19"	25-2190-RBGS

HUB PARTS

PIT EQUIPMENT

BRAKE PARTS

UPPER ARMS

LOWER ARMS

SPRING PARTS

SHOCK MOUNTS

STEERING PARTS

STABILIZER PARTS

TRAILING ARMS

TIE ROD TUBES

SPINDLES

FLOATER PARTS

REAR SUSPENSION

HEIM JOINTS

MOTOR MOUNTS

CHASSIS BRACKETS

ACCESSORIES

THROTTLE PARTS

BATTERY BOXES

DRAG RACING PARTS

HARDWARE

SPACERS & REDUCERS

INDEX



LOWER CONTROL ARMS

NOTE: ALL UB MACHINE LOWER CONTROL ARMS ARE MEASURED FROM THE CENTER OF THE BALL JOINT TO THE CENTER OF THE HEIM JOINT OR RUBBER BUSHING.

ASPHALT STYLE LOWER ARMS

- HUB PARTS
- PIT EQUIPMENT
- BRAKE PARTS
- UPPER ARMS
- LOWER ARMS**
- SPRING PARTS
- SHOCK MOUNTS
- STEERING PARTS
- STABILIZER PARTS
- TRAILING ARMS
- TIE ROD TUBES
- SPINDLES
- FLOATER PARTS
- REAR SUSPENSION
- HEIM JOINTS
- MOTOR MOUNTS
- CHASSIS BRACKETS
- ACCESSORIES
- THROTTLE PARTS
- BATTERY BOXES
- DRAG RACING PARTS
- HARDWARE
- SPACERS & REDUCERS
- INDEX

POST-1996 LARGE
SCREW-IN BALL JOINT

LENGTH	PART #
15-1/2" L/H	25-1154-PC
17-3/4" R/H	25-1176-PC



POST-1996 LARGE
PRESS-IN BALL JOINT

LENGTH	PART #
15-1/2" L/H	25-2154-PC
17-3/4" R/H	25-2176-PC

POST-1996 3/4"
MONOBALL STYLE

LENGTH	PART #
15-1/2" L/H	27-4154-PC
17-3/4" R/H	27-4176-PC

PRE-1996 LARGE
PRESS-IN BALL JOINT

LENGTH	PART #
15-1/8" L/H	25-2151-96
17-3/4" R/H	25-2176-96

PRE-1996 3/4"
MONOBALL STYLE

LENGTH	PART #
15-1/8" L/H	27-4151-96
17-3/4" R/H	27-4176-96

LOWER CONTROL ARMS



NOTE: ALL UB MACHINE LOWER CONTROL ARMS ARE MEASURED FROM THE CENTER OF THE BALL JOINT TO THE CENTER OF THE HEIM JOINT OR RUBBER BUSHING.

DIRT STYLE LOWER ARMS



ROCKET LOWER - MONOBALL 5/8" STRUT BOSS

LENGTH	PART #
15-1/8" L/H	27-4151-RBR
19-1/8" R/H	27-4191-RBR



27-SERIES MONOBALL LOWER ARMS

Has 3/4" threads, with a 3/4" front strut mount
Use a 3/4" monoball and stud (not included)

LENGTH	PART #
15-5/8"	27-4155
16"	27-4160
*16-5/8"	27-4165
17"	27-4170
*17-5/8"	27-4175
*18"	27-4180
*19"	27-4190

*FOR 5/8" THREADS, ADD A "-5" AT THE END OF THE PART #



999-5507-125A

STEP SPACER 1/2" ID x 3/4" STEP x 1-1/4" LONG - ALUMINUM

27-SERIES REPLACEMENT PARTS

PART #	DESCRIPTION
25-0001	STRUT ROD END
25-0015	FLANGED STRUT ROD BOSS
27-0100	NYLOCK MODIFIED FOR MONOBALL 5/8"-18
40-4171	STUD FOR LARGE SCREW-IN
40-4267	STUD FOR LARGE PRESS-IN
47-1211	3/4" HEIM JOINT
47-1255	3/4" TEFLON MONOBALL
48-1211	3/4" MONOBALL HOUSING
48-5143	SNAP RING
999-5507-125A	CROSS MEMBER SPACER 3/4"



25-0001

STRUT ROD END - 3/4-16" LH THREADS, 1/2" HOLE



25-0015

FLANGED STRUT ROD BOSS

HUB PARTS

PIT EQUIPMENT

BRAKE PARTS

UPPER ARMS

LOWER ARMS

SPRING PARTS

SHOCK MOUNTS

STEERING PARTS

STABILIZER PARTS

TRAILING ARMS

TIE ROD TUBES

SPINDLES

FLOATER PARTS

REAR SUSPENSION

HEIM JOINTS

MOTOR MOUNTS

CHASSIS BRACKETS

ACCESSORIES

THROTTLE PARTS

BATTERY BOXES

DRAG RACING PARTS

HARDWARE

SPACERS & REDUCERS

INDEX



LOWER CONTROL ARMS

MISC REPLACEMENT PARTS FOR UB LOWER CONTROL ARMS

- HUB PARTS
- PIT EQUIPMENT
- BRAKE PARTS
- UPPER ARMS
- LOWER ARMS**
- SPRING PARTS
- SHOCK MOUNTS
- STEERING PARTS
- STABILIZER PARTS
- TRAILING ARMS
- TIE ROD TUBES
- SPINDLES
- FLOATER PARTS
- REAR SUSPENSION
- HEIM JOINTS
- MOTOR MOUNTS
- CHASSIS BRACKETS
- ACCESSORIES
- THROTTLE PARTS
- BATTERY BOXES
- DRAG RACING PARTS
- HARDWARE
- SPACERS & REDUCERS
- INDEX



23-0001

STRUT ROD END - 6-1/2" LONG
3/4-16" LH THREADS, 1/2" HOLES



25-0001

STRUT ROD END
3/4-16" LH THREADS, 1/2" HOLE



23-0005

RUBBER BUSHING



23-0007

STEPPED RUBBER BUSHING HOLDER



25-0010

STRUT END MOUNT BRACKET



25-0014

REAR STRUT TAB 5/16" THICK



25-0015

FLANGED STRUT ROD BOSS



47-1002

5/8" SOLID ROD END, 3/4" HOLE



47-1001

STRUT ROD END 5/8" BORE, 5/8" THREAD

47-1201

STRUT ROD END 3/4" BORE, 3/4" THREAD

STEP SPACERS

*SEE PAGES 88-89 FOR ADDITIONAL OPTIONS



999-5506-131A

1/2" ID x 5/8" STEP x 1-5/16" LONG - ALUM

999-5507-125A

1/2" ID x 3/4" STEP x 1-1/4" LONG - ALUM

LOWER CONTROL ARMS

NOTE: ALL UB MACHINE LOWER CONTROL ARMS ARE MEASURED FROM THE CENTER OF THE BALL JOINT TO THE CENTER OF THE HEIM JOINT OR RUBBER BUSHING.



28-1165-5

UNISTRUT 16-5/8" CENTER TO CENTER - LRG SCREW-IN BALL JOINT-MASTERS LEFT SIDE

28-1175-5

UNISTRUT 17-5/8" CENTER TO CENTER - LRG SCREW-IN BALL JOINT-MASTERS RIGHT SIDE

28-1185-5

UNISTRUT 18-5/8" CENTER TO CENTER - LRG SCREW-IN BALL JOINT-MASTERS RIGHT SIDE



47-1006

TURNBUCKLE 5/8" RH & LH THREADS



32-0100

LOWER CONTROL ARM - NON-STRUT, HOWE STYLE, RIGHT SIDE (RUBBER BUSHING AND BALL JOINT INCLUDED)

REPLACEMENT BUSHINGS FOR STOCK CONTROL ARMS

PART #	DESCRIPTION
32-0350	442 78-88
32-0321	CAMARO 67-72
32-0322	CAMARO 73-74 WITH 1-3/8" DIA FRONT BUSHING
32-0325	CAMARO 73-74 WITH 1-5/8" DIA FRONT BUSHING
32-0324	CAMARO 82-92
32-0325	CAMARO 75-81
32-0321	CHEVELLE 67-72
32-0325	CHEVELLE 75-77
32-0330	CHEVELLE 73-74
32-0350	CHEVELLE 78-88
32-0325	CUTLASS 73-77
32-0350	CUTLASS 78-88
32-0350	F-85 78-88
32-0320	FULL SIZE FORD 79 & UP
32-0315	FULL SIZE FORD 65-78
32-0325	GRAN PRIX 73-77
32-0350	GRAN PRIX 78-88
32-0325	GRAND AM 73-77
32-0325	IMPALA ALL 71-96 EXCEPT 73-74
32-0295	IMPALA 73-74 - 1-3/8" DIA FRONT BUSHING (FOR 1-5/8" FRONT BUSHING USE 32-0325 KIT)
32-0325	LEMANS 73-77

AS FEATURED IN STOCK CAR MAGAZINE!



DESIGNED AS A DIRECT REPLACEMENT FOR FACTORY-STYLE RUBBER BUSHINGS, UB MACHINE'S NEW, SOLID BUSHINGS ELIMINATE DEFLECTION CAUSED BY STOCK RUBBER BUSHINGS.

32-0350	MALIBU 78-88
32-0350	MONTE CARLO 78-88
32-0316	MUSTANG 67-73
32-0360	MUSTANG 79-93
32-0325	REGAL 73-77
32-0350	REGAL 78-88
32-0325	TRANS AM FIREBIRD 74-90
46-1090	METRIC TRAILING ARM

- HUB PARTS
- PIT EQUIPMENT
- BRAKE PARTS
- UPPER ARMS
- LOWER ARMS**
- SPRING PARTS
- SHOCK MOUNTS
- STEERING PARTS
- STABILIZER PARTS
- TRAILING ARMS
- TIE ROD TUBES
- SPINDLES
- FLOATER PARTS
- REAR SUSPENSION
- HEIM JOINTS
- MOTOR MOUNTS
- CHASSIS BRACKETS
- ACCESSORIES
- THROTTLE PARTS
- BATTERY BOXES
- DRAG RACING PARTS
- HARDWARE
- SPACERS & REDUCERS
- INDEX




LOWER CONTROL ARMS

UMP LOWER CONTROL ARMS & PARTS

THE BEST FABRICATED LOWER ON THE MARKET!

CHEVELLE AND NOVA STYLE UMP LOWERS WITH MONOBALL PIVOTS - UMP LEGAL



32-3210-R

UMP LOWER TO FIT 68-72 CHEVELLE - RIGHT STOCK BALL JOINT

32-3210-L

UMP LOWER TO FIT 68-72 CHEVELLE - LEFT STOCK BALL JOINT

32-3220-R

UMP LOWER TO FIT 68-74 NOVA OR 67-69 CAMARO - RIGHT - STOCK BALL JOINT

32-3220-L

UMP LOWER TO FIT 68-74 NOVA OR 67-69 CAMARO - LEFT - STOCK BALL JOINT

32-1210-L	LARGE SCREW-IN BALL JOINT	L/H
32-1210-R	LARGE SCREW-IN BALL JOINT	R/H
32-2210-L	LARGE PRESS-IN BALL JOINT	L/H
32-2210-R	LARGE PRESS-IN BALL JOINT	R/H
32-4210-L	SMALL METRIC PRESS-IN BALL JOINT	L/H
32-4210-R	SMALL METRIC PRESS-IN BALL JOINT	R/H
32-5210-L	SMALL SCREW-IN BALL JOINT	L/H
32-5210-R	SMALL SCREW-IN BALL JOINT	R/H
32-6210-L	SMALL IMPALA PRESS-IN BALL JOINT 3/8" TALLER STUD	L/H
32-6210-R	SMALL IMPALA PRESS-IN BALL JOINT 3/8" TALLER STUD	R/H

32-1220-L	LARGE SCREW-IN BALL JOINT	L/H
32-1220-R	LARGE SCREW-IN BALL JOINT	R/H
32-2220-L	LARGE PRESS-IN BALL JOINT	L/H
32-2220-R	LARGE PRESS-IN BALL JOINT	R/H
32-4220-L	SMALL METRIC PRESS-IN BALL JOINT	L/H
32-4220-R	SMALL METRIC PRESS-IN BALL JOINT	R/H
32-5220-L	SMALL SCREW-IN BALL JOINT	L/H
32-5220-R	SMALL SCREW-IN BALL JOINT	R/H
32-6220-L	SMALL IMPALA PRESS-IN BALL JOINT 3/8" TALLER STUD	L/H
32-6220-R	SMALL IMPALA PRESS-IN BALL JOINT 3/8" TALLER STUD	R/H

ALSO AVAILABLE FOR UB MACHINE'S ADJUSTABLE MONOBALL WITH INTERCHANGEABLE STUDS - #40-3120 - UMP LEGAL



- HUB PARTS
- PIT EQUIPMENT
- BRAKE PARTS
- UPPER ARMS
- LOWER ARMS**
- SPRING PARTS
- SHOCK MOUNTS
- STEERING PARTS
- STABILIZER PARTS
- TRAILING ARMS
- TIE ROD TUBES
- SPINDLES
- FLOATER PARTS
- REAR SUSPENSION
- HEIM JOINTS
- MOTOR MOUNTS
- CHASSIS BRACKETS
- ACCESSORIES
- THROTTLE PARTS
- BATTERY BOXES
- DRAG RACING PARTS
- HARDWARE
- SPACERS & REDUCERS
- INDEX

LOWER CONTROL ARMS



STOCK REPLACEMENT LOWER CONTROL ARMS & PARTS



32-3210-RS

STOCK LOWER TO FIT 68-72 CHEVELLE
RIGHT - STOCK BALL JOINT -
STOCK SHOCK & SWAY BAR MOUNT

32-3210-LS

STOCK LOWER TO FIT 68-72 CHEVELLE
LEFT - STOCK BALL JOINT -
STOCK SHOCK & SWAY BAR MOUNT

32-3220-RS

STOCK LOWER TO FIT 68-74 NOVA OR 67-69
CAMARO - RIGHT - STOCK BALL JOINT -
STOCK SHOCK & SWAY BAR MOUNT

32-3220-LS

STOCK LOWER TO FIT 68-74 NOVA OR 67-69
CAMARO - LEFT - STOCK BALL JOINT -
STOCK SHOCK & SWAY BAR MOUNT

REPLACEMENT PARTS FOR LOWER CONTROL ARMS

32-0002	BIG COIL WELDED SPRING SEAT
47-1215	MONOBALL HOUSING 3/4" FOR METRIC TRAILING ARM PIVOTS
48-5143	SNAP RING FOR COM-12
999-5507-062A	STEP SPACER 5/8" LONG, 1/2" HOLE
999-5507-082A	STEP SPACER 1/2" ID x 3/4" STEP x 8/20" LONG, 1/2" HOLE
999-5507-162A	STEP SPACER 1-5/8" LONG, 1/2" HOLE



999-5507-062A

STEP SPACER 5/8" LONG, 1/2" HOLE - ALUM

999-5507-162A

STEP SPACER 1-5/8" LONG, 1/2" HOLE - ALUM



32-0002

BIG COIL WELDED SPRING SEAT

- HUB PARTS
- PIT EQUIPMENT
- BRAKE PARTS
- UPPER ARMS
- LOWER ARMS**
- SPRING PARTS
- SHOCK MOUNTS
- STEERING PARTS
- STABILIZER PARTS
- TRAILING ARMS
- TIE ROD TUBES
- SPINDLES
- FLOATER PARTS
- REAR SUSPENSION
- HEIM JOINTS
- MOTOR MOUNTS
- CHASSIS BRACKETS
- ACCESSORIES
- THROTTLE PARTS
- BATTERY BOXES
- DRAG RACING PARTS
- HARDWARE
- SPACERS & REDUCERS
- INDEX



SPRING PARTS

COIL OVER PARTS

HUB PARTS

PIT EQUIPMENT

BRAKE PARTS

UPPER ARMS

LOWER ARMS

SPRING PARTS

SHOCK MOUNTS

STEERING PARTS

STABILIZER PARTS

TRAILING ARMS

TIE ROD TUBES

SPINDLES

FLOATER PARTS

REAR SUSPENSION

HEIM JOINTS

MOTOR MOUNTS

CHASSIS BRACKETS

ACCESSORIES

THROTTLE PARTS

BATTERY BOXES

DRAG RACING PARTS

HARDWARE

SPACERS & REDUCERS

INDEX



35-0212

FLAT SHOCK TOP - PRO



35-0407

SPRING SPACER 1-1/2"



35-0500

ADJUSTABLE COIL OVER MOUNT

COIL SPRING PARTS FOR 5" & 5-1/2" SPRINGS


32-0002

BIG COIL WELDED SPRING SEAT



35-1001

SPRING BUCKET
1" x 8 THREAD



35-1001-5

JACK SCREW PLATE 5" DIAMETER
3/16" THICK - WITHOUT THREADED BOSS

35-1001-6

JACK SCREW PLATE 6" DIAMETER
3/16" THICK - WITHOUT THREADED BOSS

35-1001-A


JACK SCREW PLATE (COARSE THREAD)
6-1/4" DIAMETER, 1" x 8 THREAD

35-1001-B

JACK SCREW PLATE 5" DIAMETER
WITH 1" x 8 THREADED BOSS

35-1001-C

JACK SCREW PLATE 5" DIAMETER
WITH 3/4" x 10 THREADED BOSS



AVAILABLE IN 5" OR 6-1/4" DIAMETER

SPRING PARTS



COIL SPRING PARTS FOR 5" & 5-1/2" SPRINGS



35-1002

UPPER SPRING SEAT

35-1002-B

SPRING SEAT CAGE

35-1002-D

SPRING SEAT RING

HUB PARTS

PIT EQUIPMENT

BRAKE PARTS

UPPER ARMS

LOWER ARMS

SPRING PARTS

SHOCK MOUNTS

STEERING PARTS

STABILIZER PARTS

TRAILING ARMS

TIE ROD TUBES

SPINDLES

FLOATER PARTS

REAR SUSPENSION

HEIM JOINTS

MOTOR MOUNTS

CHASSIS BRACKETS

ACCESSORIES

THROTTLE PARTS

BATTERY BOXES

DRAG RACING PARTS

HARDWARE

SPACERS & REDUCERS

INDEX

35-1003-250

OFFSET LOWER SPRING SEAT



35-1003

LOWER SPRING SEAT



35-1004-A

UPPER SPRING SEAT WITH SOLID BOTTOM AND 1/2" x 20 WELD NUT



35-1005

ADJUSTABLE COIL SPRING SPACER



35-1006

NON-ADJUSTABLE COIL SPRING SPACER





SPRING PARTS

COIL SPRING PARTS FOR 5" & 5-1/2" SPRINGS

- HUB PARTS
- PIT EQUIPMENT
- BRAKE PARTS
- UPPER ARMS
- LOWER ARMS
- SPRING PARTS**
- SHOCK MOUNTS
- STEERING PARTS
- STABILIZER PARTS
- TRAILING ARMS
- TIE ROD TUBES
- SPINDLES
- FLOATER PARTS
- REAR SUSPENSION
- HEIM JOINTS
- MOTOR MOUNTS
- CHASSIS BRACKETS
- ACCESSORIES
- THROTTLE PARTS
- BATTERY BOXES
- DRAG RACING PARTS
- HARDWARE
- SPACERS & REDUCERS
- INDEX



OUR STEEL JACK BOLTS ARE GUN DRILLED TO PRODUCE THE LIGHTEST ON THE MARKET.

35-1102

WEIGHT JACK BOLT 8" - STEEL

35-1104

WEIGHT JACK BOLT 11" - STEEL

35-1106

WEIGHT JACK BOLT 14" - STEEL



35-1103

WEIGHT JACK BOLT 8" - ALUMINUM

35-1105

WEIGHT JACK BOLT 11" - ALUMINUM



35-1107

WEIGHT JACK BOLT 3/4" DIAMETER, 8" LONG - STEEL



35-1100

JACK BOLT BOSS

35-1101

WEIGHT JACK BOSS FOR 35-1107 BOLT, 3/4" THREAD



35-1100-200

JACK BOLT BOSS - 1" THREAD, 2" LONG



35-2001

U-BOLT 3" x 8"

990-5020-8

HIGH NUT

SPRING PARTS



COIL SPRING PARTS FOR 5" & 5-1/2" SPRINGS



35-2020

SPRING PERCH FOR 3" TUBE



35-2025

CLAMP-ON SPRING PAD FOR 3" TUBE

35-2090

SPRING SHACKLES ADJ STEEL

35-2093

SPRING SHACKLES ADJ ALUMINUM - GOLD

*4 IN A SET



35-2105

SPRING SLIDER ASSEMBLY

35-2110

NYLON BLOCKS

990-5013-475

1/2" -13 x 4-3/4" SLIDER BOLT

990-5013-6

LOCK NUT



OUR SLIDERS REQUIRE NO GREASE THAT ATTRACTS DIRT. THESE WILL NOT BIND UP AS DO THE BEARING TYPE, REQUIRING NOTHING MORE THAN A SIMPLE HOISING.



35-2130

NYLON WASHER FOR LEAF SPRING



35-2135

NYLON REAR LEAF SPRING BUSHING - 1 PC



35-2138

NYLON FRONT LEAF SPRING BUSHING - 3 PC



35-2145

NYLON SPRING BUSHING - 1 PC - 1-1/2" x 2-1/2"

HUB PARTS

PIT EQUIPMENT

BRAKE PARTS

UPPER ARMS

LOWER ARMS

SPRING PARTS

SHOCK MOUNTS

STEERING PARTS

STABILIZER PARTS

TRAILING ARMS

TIE ROD TUBES

SPINDLES

FLOATER PARTS

REAR SUSPENSION

HEIM JOINTS

MOTOR MOUNTS

CHASSIS BRACKETS

ACCESSORIES

THROTTLE PARTS

BATTERY BOXES

DRAG RACING PARTS

HARDWARE


SPACERS & REDUCERS

INDEX



SHOCK MOUNTS

UPPER COIL OVER SHOCK MOUNTS - ANGLED STYLE



35-3100 (RIGHT)

35-3110 (LEFT)


UPPER COIL OVER SHOCK MOUNTS - STRAIGHT, SHORT



35-3120 (RIGHT)

35-3130 (LEFT)

UPPER COIL OVER SHOCK MOUNTS - STRAIGHT, LONG



35-3140 (RIGHT)

35-3150 (LEFT)

SHOCK MOUNTS



35-3160

UPPER COIL OVER SHOCK MOUNT WITH RIGIDITY BAR MOUNT



35-3170

SHOCK AND RIGIDITY BAR MOUNT, LONG



35-3310

LOWER COIL OVER MOUNT - UNIVERSAL, WIDE



35-3325

LOWER COIL OVER MOUNT - UNIVERSAL, SHORT, NARROW



35-3310-QP

SHOCK PIN FOR WIDE SHOCK MOUNT




40-2124

RETAINER CLIP ONLY


- HUB PARTS
- PIT EQUIPMENT
- BRAKE PARTS
- UPPER ARMS
- LOWER ARMS
- SPRING PARTS
- SHOCK MOUNTS**
- STEERING PARTS
- STABILIZER PARTS
- TRAILING ARMS
- TIE ROD TUBES
- SPINDLES
- FLOATER PARTS
- REAR SUSPENSION
- HEIM JOINTS
- MOTOR MOUNTS
- CHASSIS BRACKETS
- ACCESSORIES
- THROTTLE PARTS
- BATTERY BOXES
- DRAG RACING PARTS
- HARDWARE
- SPACERS & REDUCERS
- INDEX

SHOCK MOUNTS



35-3320

5TH COIL MOUNT, CLAMP-ON, LONG



35-3329-2

3 BOLT CLAMP-ON SHOCK MOUNT FOR 1-3/4" TUBE 2" OFFSET (4" BOLT)

35-3329-3

3 BOLT CLAMP-ON SHOCK MOUNT FOR 1-3/4" TUBE 3" OFFSET (5-1/2" BOLT)

35-3331-2

3 BOLT CLAMP-ON SHOCK MOUNT FOR 1-1/2" TUBE 2" OFFSET (4" BOLT)

ROUND TUBE CLAMP-ON SHOCK MOUNTS



35-3319	1" TUBE
35-3321	1-1/4" TUBE
35-3322	1-1/2" TUBE
35-3322-90	1-1/2" TUBE, 90 DEGREE
35-3323	1-3/4" TUBE

ROUND TUBE CLAMP-ON WEIGHT MOUNTS



35-3318	1" TUBE
35-3324-B	FLAT MT 1-1/2" TUBE
35-3324	1-1/2" TUBE
35-3326	1-3/4" TUBE
35-3327	1-1/4" TUBE
35-3328	2" TUBE

SQUARE TUBE CLAMPS



SHOCK MOUNTS

35-3421	1-1/4" TUBE
35-3422	1-1/2" TUBE
35-3423	1-3/4" TUBE
35-3429	2" TUBE or 2" x 3"

WEIGHT MOUNTS



35-3424	1-1/2" TUBE
35-3426	1-3/4" TUBE
35-3427	1-1/4" TUBE
35-3428	2" TUBE
35-3428-A	2" x 2" CLAMP ONLY
35-3450	3" x 2" CLAMP ONLY

- HUB PARTS
- PIT EQUIPMENT
- BRAKE PARTS
- UPPER ARMS
- LOWER ARMS
- SPRING PARTS
- SHOCK MOUNTS**
- STEERING PARTS
- STABILIZER PARTS
- TRAILING ARMS
- TIE ROD TUBES
- SPINDLES
- FLOATER PARTS
- REAR SUSPENSION
- HEIM JOINTS
- MOTOR MOUNTS
- CHASSIS BRACKETS
- ACCESSORIES
- THROTTLE PARTS
- BATTERY BOXES
- DRAG RACING PARTS
- HARDWARE
- SPACERS & REDUCERS
- INDEX



SHOCK MOUNTS

REAR SHOCK MOUNTS

- HUB PARTS
- PIT EQUIPMENT
- BRAKE PARTS
- UPPER ARMS
- LOWER ARMS
- SPRING PARTS
- SHOCK MOUNTS**
- STEERING PARTS
- STABILIZER PARTS
- TRAILING ARMS
- TIE ROD TUBES
- SPINDLES
- FLOATER PARTS
- REAR SUSPENSION
- HEIM JOINTS
- MOTOR MOUNTS
- CHASSIS BRACKETS
- ACCESSORIES
- THROTTLE PARTS
- BATTERY BOXES
- DRAG RACING PARTS
- HARDWARE
- SPACERS & REDUCERS
- INDEX



35-3330
 LOWER COIL OVER SHOCK MOUNT -
 FOR MONO LEAF SPRINGS



35-3340
 LOWER COIL OVER SHOCK MOUNT -
 CLAMP-ON, 5" LONG

35-3350
 LOWER COIL OVER SHOCK MOUNT -
 CLAMP-ON, 7" LONG



35-3343-5
 5" RECT WELD-ON SHOCK MOUNT
 WITH BOSS

35-3343-7
 7" RECT WELD-ON SHOCK MOUNT
 WITH BOSS



999-4506-100
 TAPERED SHOCK MOUNT
 WITH TAPPED 1/2" HOLE

SHOCK MOUNT SPACERS



999-5507-025
 1/2" ID x 3/4" OD x .25" LONG

999-5507-050
 1/2" ID x 3/4" OD x .50" LONG

999-5507-075
 1/2" ID x 3/4" OD x .75" LONG

STEERING PARTS



40-0500
STEERING COLUMN MOUNT



40-0510
RACK & PINION MOUNT -
DIE FORMED



40-0511
NARROW RACK PLATE-
FORMED



40-0516-025
RACK SHIM PLATE 1/4" THICK
40-0516-050
RACK SHIM PLATE 1/2" THICK



40-0525
PINTO RACK & PINION MOUNT, RIGHT
40-0530
PINTO RACK & PINION MOUNT, LEFT



40-0610
FIREWALL BEARING FOR STEERING SHAFT



40-0620
3/4" STEERING SHAFT (SOLD BY FOOT)



40-0650
QUICK RELEASE HUB



40-0652
STUB SHAFT FOR QR HUB (HEX)



47-1261
3/4" OVERSIZED HEIM FOR STEERING SHAFT



55-0152
SHORT STEERING SHAFT SUPPORT

- HUB PARTS**
- PIT EQUIPMENT**
- BRAKE PARTS**
- UPPER ARMS**
- LOWER ARMS**
- SPRING PARTS**
- SHOCK MOUNTS**
- STEERING PARTS**
- STABILIZER PARTS**
- TRAILING ARMS**
- TIE ROD TUBES**
- SPINDLES**
- FLOATER PARTS**
- REAR SUSPENSION**
- HEIM JOINTS**
- MOTOR MOUNTS**
- CHASSIS BRACKETS**
- ACCESSORIES**
- THROTTLE PARTS**
- BATTERY BOXES**
- DRAG RACING PARTS**
- HARDWARE**
- SPACERS & REDUCERS**
- INDEX**



STEERING PARTS

COUPLERS

- HUB PARTS
- PIT EQUIPMENT
- BRAKE PARTS
- UPPER ARMS
- LOWER ARMS
- SPRING PARTS
- SHOCK MOUNTS
- STEERING PARTS**
- STABILIZER PARTS
- TRAILING ARMS
- TIE ROD TUBES
- SPINDLES
- FLOATER PARTS
- REAR SUSPENSION
- HEIM JOINTS
- MOTOR MOUNTS
- CHASSIS BRACKETS
- ACCESSORIES
- THROTTLE PARTS
- BATTERY BOXES
- DRAG RACING PARTS
- HARDWARE
- SPACERS & REDUCERS
- INDEX



40-0711
STEERING COUPLER - PINTO MALE



40-0712
STEERING COUPLER - PINTO FEMALE



PART #	DESCRIPTION
40-0710	3/4" x 48 SPLINE RACK
40-0711	9/16" x 26 SPLINE RACK - MALE (PINTO)
40-0712	9/16" x 26 SPLINE RACK - FEMALE (PINTO)
40-0713	3/4" x 30 SPLINE RACK (METRIC)
40-0714	3/4" x 36 SPLINE RACK (QUICKNER)
40-0715	13/16" x 36 SPLINE RACK

U-JOINTS



**QUALITY
BORGESON AND SWEET
U-JOINTS**

PART #	MANUFACTURER	DESCRIPTION
40-0718	BORGESON	3/4" x 3/4" PLAIN, BOTH ENDS 1" OD
40-0720	BORGESON	3/4" x 3/4" PLAIN, BOTH ENDS 1-1/4" OD
40-0721	BORGESON	3/4" x 48" SWEET, RACK & PINION, APPLETON, MANUAL
40-0722	BORGESON	3/4" x 36" GM MANUAL, 76 AND BEFORE PINTO PS
40-0723	BORGESON	13/36" x 36" 76 AND BEFORE GM PS
40-0724	BORGESON	3/4" x 30" 77 AND UP GM PS AND APPLETON PS
40-0725	BORGESON	9/16" x 26" 1-1/4" OD PINTO MANUAL
40-0726	BORGESON	9/16" x 26" 1" OD PINTO MANUAL
40-0727	BORGESON	5/8" x 36" VEGA
40-0820	SWEET	3/4" x 3/4" PLAIN, BOTH ENDS
40-0821	SWEET	3/4" BORE x 3/4" x 48" SPLINE
40-0822	SWEET	3/4" BORE x 3/4" x 36" SPLINE
40-0823	SWEET	13/36" x 36" 76 AND BEFORE GM PS
40-0824	SWEET	3/4" BORE x 3/4" x 30" SPLINE

STEERING PARTS



STEERING LINKAGE



40-1100

INNER TIE ROD -
FITS MOST RACK & PINION CARS




40-1400

TIE ROD SLEEVE - DRAG RACING
12" LONG 3/4" OD 7/16" x 20 RH ON ONE END




40-4370

STUD - FITS INNER END OF RACK
FOR 5/8" ROD END, 65-68 IMPALA
DRAGLINK AND SPINDLE



40-4429

STUD - PINTO TIE ROD END



44-0300

BUMP STEER SPACER KIT -
4 SPACERS AND 1 BOLT



44-0301	BUMP STEER SPACER .030 THICK
44-0302	BUMP STEER SPACER .060 THICK
44-0305	BUMP STEER SPACER .100 THICK
44-0310	BUMP STEER SPACER .200 THICK
44-0315	BUMP STEER SPACER .300 THICK
44-0320	BUMP STEER SPACER .500 THICK
44-0325	BUMP STEER SPACER .800 THICK

47-1007

TOE ADJUSTER 5/8" LEFT HAND MALE
AND 5/8" RIGHT HAND FEMALE

47-1208

TOE ADJUSTER 3/4" LEFT HAND MALE
AND 3/4" RIGHT HAND FEMALE




- HUB PARTS
- PIT EQUIPMENT
- BRAKE PARTS
- UPPER ARMS
- LOWER ARMS
- SPRING PARTS
- SHOCK MOUNTS
- STEERING PARTS**
- STABILIZER PARTS
- TRAILING ARMS
- TIE ROD TUBES
- SPINDLES
- FLOATER PARTS
- REAR SUSPENSION
- HEIM JOINTS
- MOTOR MOUNTS
- CHASSIS BRACKETS
- ACCESSORIES
- THROTTLE PARTS
- BATTERY BOXES
- DRAG RACING PARTS
- HARDWARE
- SPACERS & REDUCERS
- INDEX



STABILIZER BARS & PARTS


STABILIZER BARS



40-2100-100	1"
40-2100-106	1-1/16"
40-2100-112	1-1/8"
40-2100-125	1-1/4"

- HUB PARTS
- PIT EQUIPMENT
- BRAKE PARTS
- UPPER ARMS
- LOWER ARMS
- SPRING PARTS
- SHOCK MOUNTS
- STEERING PARTS
- STABILIZER PARTS**
- TRAILING ARMS
- TIE ROD TUBES
- SPINDLES
- FLOATER PARTS
- REAR SUSPENSION
- HEIM JOINTS
- MOTOR MOUNTS
- CHASSIS BRACKETS
- ACCESSORIES
- THROTTLE PARTS
- BATTERY BOXES
- DRAG RACING PARTS
- HARDWARE
- SPACERS & REDUCERS
- INDEX

SWAY BAR ADJUSTERS - MEASURED BY OVERALL LENGTH



40-2103

EYE BOLT - SHORT, LEFT
8-1/2" LONG WITH 1-3/8" EYE

40-2106

EYE BOLT - SHORT, LEFT, ALUMINUM
8-7/8" LONG WITH 1-1/2" EYE



40-2109

EYE BOLT - LONG, RIGHT
11-1/2" LONG WITH 1-3/8" EYE

40-2109-162

EYE BOLT, LONG
11-1/2" LONG WITH 1-5/8" EYE

40-2111

EYE BOLT - LONG, RIGHT, ALUMINUM
12" LONG WITH 1-1/2" EYE



40-2115

EYE BOLT - STEEL 3/4" x 10
11-1/8" LONG WITH 1-3/8" EYE



990-8709-2R

ADJUSTER NUT



40-2120 (FOR 1-1/4" BAR)

EASY ACCESS SWAY BAR ADJUSTER -
RETRO KIT

40-2125 (FOR 1-3/8" BAR)

EASY ACCESS SWAY BAR ADJUSTER -
RETRO KIT, 1-5/8" EYE

40-2130 (FOR METRIC CHASSIS)

EASY ACCESS SWAY BAR ADJUSTER -
RETRO KIT

CONVENIENTLY FITS EXISTING TUBE. SPRING LOADED DETENT ELIMINATES THE NEED FOR JAM NUTS. EASILY REMOVABLE EYE FOR QUICK SWAY BAR CHANGES. 3/4" HEX SOCKET IS THE ONLY TOOL REQUIRED TO MAKE ADJUSTMENTS AND IT'S IMCA LEGAL.

REPLACEMENT PARTS AVAILABLE

PART #	DESCRIPTION
40-2121	11" ADJUSTER SCREW
40-2122	EYE FOR 1-1/4" BAR
40-2122-162	EYE FOR 1-5/8" BAR
40-2123	THREAD INSERT 3/4-10
40-2123-D	THREAD INSERT 3/4-10 DETENT
40-2124	RETAINER CLIP
40-2126	13" ADJUSTER ROD

BALL JOINTS



LOWER BALL JOINTS



40-3100

LARGE SCREW-IN, MOOG (K-727)



40-3102

LARGE PRESS-IN, MOOG (K-6141)

40-3101

SMALL PRESS-IN, S-10, MOOG (K-6145)



40-3104

71-76 IMPALA PRESS-IN (K-6117),
3/8" LONGER THAN STOCK



40-3105

64-72 CHEVELLE/67-69 CAMARO STOCK
LOWER BALL JOINT (K-5103)



40-3110

MONOBALL BALL JOINT ASSEMBLY FOR
LARGE PRESS-IN

40-3111

MONOBALL JOINT ADAPTER HOUSING FOR
LARGE GM PRESS-IN



40-3120

MONOBALL JOINT KIT FOR 68-72 CHEVELLE

40-3121

ADAPTER HOUSING FOR 68-72 CHEVELLE



40-3140

MONOBALL JOINT KIT FOR FULL SIZE FORD

40-3141

MONOBALL JOINT ADAPTER HOUSING FOR
65-74 FULL SIZE FORD

HUB PARTS

PIT EQUIPMENT

BRAKE PARTS

UPPER ARMS

LOWER ARMS

SPRING PARTS

SHOCK MOUNTS

STEERING PARTS

STABILIZER PARTS

TRAILING ARMS

TIE ROD TUBES

SPINDLES

FLOATER PARTS

REAR SUSPENSION

HEIM JOINTS

MOTOR MOUNTS

CHASSIS BRACKETS

ACCESSORIES

THROTTLE PARTS

BATTERY BOXES

DRAG RACING PARTS

HARDWARE

SPACERS & REDUCERS

INDEX



BALL JOINTS

UPPER BALL JOINTS

- HUB PARTS
- PIT EQUIPMENT
- BRAKE PARTS
- UPPER ARMS
- LOWER ARMS
- SPRING PARTS
- SHOCK MOUNTS
- STEERING PARTS
- STABILIZER PARTS
- TRAILING ARMS
- TIE ROD TUBES
- SPINDLES
- FLOATER PARTS
- REAR SUSPENSION
- HEIM JOINTS
- MOTOR MOUNTS
- CHASSIS BRACKETS
- ACCESSORIES
- THROTTLE PARTS
- BATTERY BOXES
- DRAG RACING PARTS
- HARDWARE
- SPACERS & REDUCERS
- INDEX



40-3200
MOOG (K-6024), 4 BOLT STANDARD



40-3202
SMALL SCREW-IN, SMALL STUD
MOOG (K-772)



40-3202-MB
MONOBALL JOINT KIT -
REPLACES SMALL SCREW-IN BALL JOINT

40-3103
SMALL SCREW-IN, LARGE STUD
MOOG (K-719)




40-3203
BALL JOINT, UPPER 4-BOLT
(K-1268) UPPER CAMARO

40-3202-A
MONOBALL ADAPTER HOUSING FOR SMALL
SCREW-IN BALL JOINT



40-3204
4-BOLT (K-6136), 3/8" LONGER THAN STOCK



40-3221
MONOBALL BALL JOINT ASSEMBLY,
HI-MISALIGNMENT

BALL JOINT SLEEVES

40-3300
LARGE SCREW-IN

40-3300-137
LARGE SCREW-IN, 1-3/8" LONG

40-3303
SMALL SCREW-IN



BALL JOINTS



BALL JOINT SLEEVES

PART #	BALL JOINT SLEEVE FOR:
40-3301	70-99 CAMARO, 77-96 IMPALA, 73-77 CHEVELLE, 73-88 MONTE CARLO, 83-94 S-10 #K-6145, #MQN-FA921, #TRW-1277 - 2.090" DIAMETER x 1" TALL
40-3302	71-76 IMPALA #K-6141, #MQN-FA692, #TRW-1267 - 2.190" DIAMETER x 1" TALL
40-3304	71-76 IMPALA #K-6141, MQN-FA692, #TRW-1267 - 2.190" DIAMETER x 1-3/8" TALL
40-3305	67-69 CAMARO, 64-72 CHEVELLE, 69-74 NOVA #K-5103, #MQN-FA993, #TRW-1197 - 2.015" DIAMETER x 1-1/4" TALL
40-3306	70-02 CAMARO, 77-96 IMPALA, 73-77 CHEVELLE, 73-88 MONTE CARLO, 83-94 S-10 #K-6145, #MQN-FA921, #TRW-1277 - 2.090" DIAMETER x 1-1/4" TALL
40-3307	70-93 DODGE TRUCK #K-7025, #MQN-FA598, #TRW-1226 - 2.010" DIAMETER x 1" TALL
40-3308	71-90 GMC TRUCK #K-6117, MQN-FA1014, #TRW-1264 - 1.970" DIAMETER x 1" TALL



11-0500

SMALL SCREW-IN BALL JOINT SOCKET

11-0505

LARGE SCREW-IN BALL JOINT SOCKET

MONOBALL PINS

5-1/2"



40-4117-075

STUD FOR GM PRESS-IN
3/8" LONGER & 3/4" ADJUSTMENT

4-11/16"



40-4171

STUD FOR LARGE SCREW-IN

4-3/8"



40-4185

STUD FOR UPPER 3/4" MONOBALL

4-7/8"



40-4185-A

STUD FOR UPPER 5/8" HI-MISALIGNMENT
MONOBALL

5"



40-4185-075

STUD FOR LOWER 3/4" MONOBALL

HUB PARTS

PIT EQUIPMENT

BRAKE PARTS

UPPER ARMS

LOWER ARMS

SPRING PARTS

SHOCK MOUNTS

STEERING PARTS

STABILIZER PARTS

TRAILING ARMS

TIE ROD TUBES

SPINDLES

FLOATER PARTS

REAR SUSPENSION

HEIM JOINTS

MOTOR MOUNTS

CHASSIS BRACKETS

ACCESSORIES

THROTTLE PARTS

BATTERY BOXES

DRAG RACING PARTS

HARDWARE

SPACERS & REDUCERS

INDEX



BALL JOINTS

MONOBALL PINS

- HUB PARTS
- PIT EQUIPMENT
- BRAKE PARTS
- UPPER ARMS
- LOWER ARMS
- SPRING PARTS
- SHOCK MOUNTS
- STEERING PARTS
- STABILIZER PARTS
- TRAILING ARMS
- TIE ROD TUBES
- SPINDLES
- FLOATER PARTS
- REAR SUSPENSION
- HEIM JOINTS
- MOTOR MOUNTS
- CHASSIS BRACKETS
- ACCESSORIES
- THROTTLE PARTS
- BATTERY BOXES
- DRAG RACING PARTS
- HARDWARE
- SPACERS & REDUCERS
- INDEX

4-13/16"



40-4203

STUD FOR METRIC TIE ROD END

4-1/2"



40-4267

STUD FOR GM PRESS-IN

5-1/4"



40-4267-075

SAME AS STUD FOR GM PRESS-IN,
3/4" LONGER

4-3/8"



40-4277

STUD FOR S-10 LOWER


3-3/8"



40-4370

STUD - FITS INNER END OF RACK
FOR 5/8" ROD END, 65-68 IMPALA
DRAGLINK AND SPINDLE

4-5/8"



40-4429

STUD FOR PINTO TIE ROD END

4-9/16"



40-4688

STUD FOR METRIC UPPER - 5/8" MONOBALL

5"



40-4921

STUD FOR METRIC LOWER BALL JOINT -
3/4" MONOBALL

4-3/4"



40-4993

STUD FOR 68-72 CHEVELLE LOWER -
3/4" MONOBALL

3-1/4"



40-4021

STUD FOR CHEVETTE SPINDLE

TRAILING ARMS



LENGTH	1" OD	1-1/4" OD		
5"	42-0502-A			
6"	42-0602-A			
7"	42-0702-A		42-0701-A	
7.5"	42-0722-A			
8"	42-0802-A		42-0801-A	
9"	42-0902-A		42-0901-A	
10"	42-1002-A		42-1001-A	
11"	42-1102-A		42-1101-A	
12"	42-1202-A		42-1201-A	
13"	42-1302-A		42-1301-A	
14"	42-1402-A		42-1401-A	
15"	42-1502-A		42-1501-A	
16"	42-1602-A		42-1601-A	
17"	42-1702-A		42-1701-A	
18"	42-1802-A		42-1801-A	
18.5"	42-1822-A		42-1821-A	
19"	42-1902-A		42-1901-A	
19.5"			42-1921-A	
20"	42-2002-A		42-2001-A	
21"	42-2102-A		42-2101-A	
22"***	42-2202-A		42-2201-A	
23"***	42-2302-A		42-2301-A	
24"	42-2402-A		42-2401-A	
25"	42-2502-A		42-2501-A	
26"	42-2602-A		42-2601-A	
27"	42-2702-A		42-2701-A	
28"	42-2802-A		42-2801-A	
29"	42-2902-A		42-2901-A	
30"	42-3002-A		42-3001-A	
31"	42-3102-A		42-3101-A	
32"	42-3202-A		42-3201-A	
33"	42-3302-A		42-3301-A	
34"	42-3402-A		42-3401-A	
35"	42-3502-A		42-3501-A	
36"	42-3602-A		42-3601-A	
37"	42-3702-A		42-3701-A	
38"	42-3802-A		42-3801-A	
39"	42-3902-A		42-3901-A	
40"	42-4002-A		42-4001-A	
41"	42-4102-A		42-4101-A	
42"	42-4202-A		42-4201-A	
43"	42-4302-A		42-4301-A	
44"			42-4401-A	
45"			42-4501-A	
46"	42-4602-A		42-4601-A	
47"			42-4701-A	
48"			42-4801-A	

HERE ARE THE TUBES EVERYONE WANTS - UB'S FAMOUS LIGHTWEIGHT SWEDGE TUBES 3/4" THREADS RIGHT AND LEFT HAND

****THESE ARE AVAILABLE IN 3/4" THREAD RIGHT AND 5/8" THREAD LEFT.**



- HUB PARTS**
- PIT EQUIPMENT**
- BRAKE PARTS**
- UPPER ARMS**
- LOWER ARMS**
- SPRING PARTS**
- SHOCK MOUNTS**
- STEERING PARTS**
- STABILIZER PARTS**
- TRAILING ARMS**
- TIE ROD TUBES**
- SPINDLES**
- FLOATER PARTS**
- REAR SUSPENSION**
- HEIM JOINTS**
- MOTOR MOUNTS**
- CHASSIS BRACKETS**
- ACCESSORIES**
- THROTTLE PARTS**
- BATTERY BOXES**
- DRAG RACING PARTS**
- HARDWARE**
- SPACERS & REDUCERS**
- INDEX**



TIE RODS



- HUB PARTS**
- PIT EQUIPMENT**
- BRAKE PARTS**
- UPPER ARMS**
- LOWER ARMS**
- SPRING PARTS**
- SHOCK MOUNTS**
- STEERING PARTS**
- STABILIZER PARTS**
- TRAILING ARMS**
- TIE ROD TUBES**
- SPINDLES**
- FLOATER PARTS**
- REAR SUSPENSION**
- HEIM JOINTS**
- MOTOR MOUNTS**
- CHASSIS BRACKETS**
- ACCESSORIES**
- THROTTLE PARTS**
- BATTERY BOXES**
- DRAG RACING PARTS**
- HARDWARE**
- SPACERS & REDUCERS**
- INDEX**

LENGTH	1/2" THREAD 3/4" x .065"	5/8" THREAD 7/8" x .095"	5/8" THREAD 1" x .095"	5/8" RH, 11/16" LH 1" x .095"
3.5"		42-0323-C		
4"		42-0403-C	42-0402-C	
4.25"				42-0413-CB
4.5"		42-0423-C		
5"	42-0505-E	42-0503-C	42-0502-C	
5.5"		42-0523-C	42-0522-C	
6"	42-0605-E	42-0603-C	42-0602-C	42-0602-CB
6.5"		42-0623-C	42-0622-C	
7"	42-0705-E	42-0703-C	42-0702-C	42-0702-CB
7.5"		42-0723-C		
8"	42-0805-E	42-0803-C	42-0802-C	
9"	42-0905-E	42-0903-C	42-0902-C	42-0902-CB
9.5"		42-0923-C		
10"	42-1005-E	42-1003-C	42-1002-C	42-1002-CB
11"	42-1105-E	42-1103-C	42-1102-C	42-1102-CB
11.5"		42-1123-C		
12"	42-1205-E	42-1203-C	42-1202-C	
13"	42-1305-E	42-1303-C	42-1302-C	
14"	42-1405-E	42-1403-C	42-1402-C	
14.5"		42-1423-C		
15"	42-1505-E	42-1503-C	42-1502-C	
16"	42-1605-E	42-1603-C	42-1602-C	
17"	42-1705-E	42-1703-C	42-1702-C	
18"	42-1805-E	42-1803-C	42-1802-C	
19"	42-1905-E	42-1903-C	42-1902-C	
19.5"		42-1923-C	42-1922-C	
20"	42-2005-E	42-2003-C	42-2002-C	
21"	42-2105-E	42-2103-C	42-2102-C	
22"	42-2205-E	42-2203-C	42-2202-C	
23"	42-2305-E	42-2303-C	42-2302-C	
24"	42-2405-E	42-2403-C	42-2402-C	
25"	42-2505-E	42-2503-C	42-2502-C	
26"	42-2605-E	42-2603-C	42-2602-C	
27"	42-2705-E	42-2703-C	42-2702-C	
27.5"	42-2723-E**			
28"	42-2805-E	42-2803-C	42-2802-C	
29"		42-2903-C	42-2902-C	
30"	42-3005-E		42-3002-C	
31.5"	42-3125-E			
32"			42-3202-C	
34"			42-3402-C	
37"			42-3702-C	

SPINDLES & SPINDLE PARTS



11-0510

SPINDLE NUT SOCKET
FITS WIDE 5, 5 x 5, HOWE, VOGEL,
AND PCR TYPE SPINDLES



44-0120

WIDE 5 SPINDLE SNOUT



44-0300

BUMP STEER SPACER KIT
4 SPACERS AND 1 BOLT



44-0200	TAPERED BUSHING FOR LARGE SCREW-IN BALL JOINT	
44-0210	TAPERED BUSHING FOR LARGE PRESS-IN BALL JOINT	
44-0220	TAPERED BUSHING FOR UPPER BALL JOINT	



44-0301	BUMP STEER SPACER .030 THICK	
44-0302	BUMP STEER SPACER .060 THICK	
44-0305	BUMP STEER SPACER .100 THICK	
44-0310	BUMP STEER SPACER .200 THICK	
44-0315	BUMP STEER SPACER .300 THICK	
44-0320	BUMP STEER SPACER .500 THICK	
44-0325	BUMP STEER SPACER .800 THICK	

5/8 ID"

2-1/8"



44-0340

BUMP STEER SPACER FOR PINTO SPINDLE

44-0350

BOSS SPINDLE STEERING ARM



44-0500 (RIGHT)

44-0510 (LEFT)

MUSTANG II PINTO SPINDLES

44-0400-R

44-0400-L

SPINDLE SAVER - METRIC SPINDLE
(RIGHT AND LEFT SOLD SEPARATELY)



DIRT SPINDLES



44-1110

RT W/XL OR SL ON 11-3/4" x 1-1/4" ROTOR

44-1120	RT W/DL OR MINI GN ON 11-3/4" x 1-1/4" ROTOR
44-3110	LT W/XL OR SL ON 11-3/4" x 1-1/4" ROTOR
44-3120	LT W/DL OR MINI GN ON 11-3/4" x 1-1/4" ROTOR

**ALL OF OUR SPINDLES ARE BUILT WITH HIGH FORM
ALLOY MATERIALS, GIVING GREATER STRENGTH
WITH LESS WEIGHT.**

HUB PARTS

PIT EQUIPMENT

BRAKE PARTS

UPPER ARMS

LOWER ARMS

SPRING PARTS

SHOCK MOUNTS

STEERING PARTS

STABILIZER PARTS

TRAILING ARMS

TIE ROD TUBES

SPINDLES

FLOATER PARTS

REAR SUSPENSION

HEIM JOINTS

MOTOR MOUNTS

CHASSIS BRACKETS

ACCESSORIES

THROTTLE PARTS

BATTERY BOXES

DRAG RACING PARTS

HARDWARE

SPACERS & REDUCERS

INDEX



FLOATER PARTS

46-0100	FLOATER 2" LONG
46-0105	FLOATER 2-1/2" LONG
46-0110	FLOATER 3" LONG
46-0112	FLOATER 4" LONG
46-0115	FLOATER 5" LONG
46-0120	FLOATER 7" LONG



- HUB PARTS
- PIT EQUIPMENT
- BRAKE PARTS
- UPPER ARMS
- LOWER ARMS
- SPRING PARTS
- SHOCK MOUNTS
- STEERING PARTS
- STABILIZER PARTS
- TRAILING ARMS
- TIE ROD TUBES
- SPINDLES
- FLOATER PARTS**
- REAR SUSPENSION
- HEIM JOINTS
- MOTOR MOUNTS
- CHASSIS BRACKETS
- ACCESSORIES
- THROTTLE PARTS
- BATTERY BOXES
- DRAG RACING PARTS
- HARDWARE
- SPACERS & REDUCERS
- INDEX



46-0125
BIRDCAGE LOCKUP TAB



46-0126
BIRDCAGE LOCKUP CLAMP



46-0129
FLOATER TAB





46-0135	RETAINER CLAMP 3-1/4" OD
46-0145	RETAINER CLAMP 3-1/2" OD
46-0145-1	BEARING RETAINER CLAMP 5/8" LONG
46-0142-2	BEARING RETAINER CLAMP 1" LONG




46-0138
LIFT BAR STABILIZER

A	46-0140	FLOATER BRACKET, 1/8" THICK
B	46-0141	SWING ARM FLOATER BRACKET
C	46-0142	FLOATER SHOCK MOUNT
D	46-0143	FLOATER BRACKET, 3/16" THICK, 3/4" HOLE
D	46-0143-B	FLOATER BRACKET, 3/16" THICK, 5/8" HOLE



46-0300



46-0303
SPRING AND SHOCK FLOATER



46-0305
WELD-ON SHOCK AND COIL OVER ELIMINATOR MOUNT

REAR SUSPENSION PARTS



TUBE CLAMPS

PART #	DESCRIPTION
46-0146	2 PC 2 BOLT CLAMP 3" ID x 3-1/2" OD x 1" WIDE
46-0147	1 BOLT PINCH CLAMP 3" ID x 3-1/2" OD x 1" WIDE
46-0149	2 BOLT CLAMP 3" ID x 3-1/2" OD x 3-1/4" WIDE - 3/8" BOLT
46-0150	1 BOLT PINCH CLAMP 3" ID x 3-1/4" OD x 2" WIDE
46-0155	2 BOLT PINCH CLAMP 3" ID x 3-1/4" OD x 2-1/2" WIDE
46-0160	2 BOLT PINCH CLAMP 3" ID x 3-1/4" OD x 3-1/2" WIDE
46-0170	1 BOLT PINCH CLAMP 3" ID x 3-1/2" OD x 2" WIDE
46-0200	2 PC 2 BOLT CLAMP 3" ID x 3-1/4" OD x 2" WIDE
46-0205	2 PC 2 BOLT CLAMP 3" ID x 3-1/2" OD x 1" WIDE
46-0206	2 PC 2 BOLT CLAMP 3" ID x 3-1/2" OD x 1-1/2" WIDE
46-0209	2 PC 4 BOLT CLAMP 3" ID x 3-3/8" OD x 3" WIDE
46-0210	2 PC 2 BOLT CLAMP 3" ID x 3-1/2" OD x 2" WIDE
46-0211	2 PC 4 BOLT CLAMP 3" ID x 3-1/2" OD x 3" WIDE
46-0211-2	2 PC 4 BOLT CLAMP 3" ID x 3-1/2" OD x 3" WIDE
46-0212	2 PC 4 BOLT CLAMP 3" ID x 3-1/4" OD x 3-1/4" WIDE
46-0215	2 PC 2 BOLT CLAMP 1" ID x 1-3/4" WIDE
46-0216	2 PC 2 BOLT CLAMP 1" ID x 2" WIDE
46-0218	2 PC 2 BOLT CLAMP 1-1/4" ID x 1-3/4" WIDE
46-0219	2 PC 2 BOLT CLAMP 1-1/4" ID x 2" WIDE
46-0220	2 PC 2 BOLT CLAMP 1-1/2" ID x 1-3/4" WIDE
46-0225	2 PC 2 BOLT CLAMP 1-1/2" ID x 2" WIDE
46-0226	2 PC 2 BOLT CLAMP 1-3/4" ID x 1" WIDE - 1/4" BOLTS
46-0227	2 PC 4 BOLT CLAMP 1-1/2" ID x 2-1/2" WIDE
46-0230	2 PC 2 BOLT CLAMP 1-3/4" ID x 1-3/4" WIDE
46-0235	2 PC 2 BOLT CLAMP 1-3/4" ID x 2" WIDE
46-0240	2 PC 2 BOLT CLAMP 2" ID x 1-3/4" WIDE



46-0160

2 BOLT PINCH CLAMP 3" ID x 3-1/4" OD x 3-1/2" WIDE



46-0200

2 PC 2 BOLT CLAMP 3" ID x 3-1/4" OD x 2" WIDE



46-0210

2 PC 2 BOLT CLAMP 3" ID x 3-1/2" OD x 2" WIDE



46-0211

2 PC 4 BOLT CLAMP 3" ID x 3-1/2" OD x 3" WIDE

- HUB PARTS**
- PIT EQUIPMENT**
- BRAKE PARTS**
- UPPER ARMS**
- LOWER ARMS**
- SPRING PARTS**
- SHOCK MOUNTS**
- STEERING PARTS**
- STABILIZER PARTS**
- TRAILING ARMS**
- TIE ROD TUBES**
- SPINDLES**
- FLOATER PARTS**
- REAR SUSPENSION**
- HEIM JOINTS**
- MOTOR MOUNTS**
- CHASSIS BRACKETS**
- ACCESSORIES**
- THROTTLE PARTS**
- BATTERY BOXES**
- DRAG RACING PARTS**
- HARDWARE**
- SPACERS & REDUCERS**
- INDEX**



REAR SUSPENSION PARTS



46-0310-R

46-0310-L

SPRING AND SHOCK MOUNT - CLAMP-ON

46-0311

FLOATER SPRING AND SHOCK MOUNT - RIGHT SIDE (PIERCE CARS)

HUB PARTS

PIT EQUIPMENT

BRAKE PARTS

UPPER ARMS

LOWER ARMS

SPRING PARTS

SHOCK MOUNTS

STEERING PARTS

STABILIZER PARTS

TRAILING ARMS

TIE ROD TUBES

SPINDLES

FLOATER PARTS

REAR SUSPENSION

HEIM JOINTS

MOTOR MOUNTS

CHASSIS BRACKETS

ACCESSORIES

THROTTLE PARTS


BATTERY BOXES

DRAG RACING PARTS

HARDWARE


SPACERS & REDUCERS

INDEX



46-0312

SPRING, SHOCK AND TRAILING ARM MOUNT
-CLAMP-ON



46-1000

TRAILING ARM MOUNT, CLAMP-ON

BOLT PATTERN ON 18" RADIUS FOR THE FOLLOWING BRACKETS:

46-1040	5 HOLE TRAILING ARM MOUNT, 1/8" THICK, 3/4" HOLES
46-1040-B	5 HOLE TRAILING ARM MOUNT, 1/8" THICK, 5/8" HOLES
46-1041	6 HOLE TRAILING ARM MOUNT, 1/8" THICK, 3/4" HOLES
46-1041-A	6 HOLE TRAILING ARM MOUNT, 1/8" THICK, 1/2" HOLES
46-1041-B	6 HOLE TRAILING ARM MOUNT, 1/8" THICK, 5/8" HOLES
46-1041-C	6 HOLE TRAILING ARM MOUNT, 1/4" THICK, 3/4" HOLES



46-1045

FRONT TRAILING ARM MOUNT, 1/2" HOLES



46-1049

TRAILING ARM MOUNT 1/2" SLOT



46-1050

SLOTTED TRAILING ARM MOUNT

46-1051

SLOTTED C-LINK MOUNT

REAR SUSPENSION PARTS



46-1035

4 LINK BOLT



46-1055

LEAF SPRING FRONT MOUNT, 5/8" HOLES




46-1070

PULL BAR TAB



46-0343	REAR UPPER BUSHING FOR 71-76 IMPALA (1 PAIR)
46-1086	TRAILING ARM PIVOT KIT FOR 65-77 CHEVELLE (254) USES (2) 46-0397-A
46-1087	LOWER TRAILING ARM PIVOT KIT FOR 71-96 CAPRICE USES (2) 46-0370-A
46-1088	UPPER TRAILING ARM PIVOT KIT FOR 71-77 CAPRICE USES (1) 46-0343-A AND (1) 46-0370-A
46-1089	UPPER TRAILING ARM PIVOT KIT FOR 78-96 CAPRICE USES (1) 46-0370-A AND (1) 46-0382-A
46-1090	METRIC TRAILING ARM PIVOT KIT



46-1091

METRIC UPPER TRAILING ARM MOUNTS
REAR WITH MONOBALL BEARING (PAIR)



46-1091-A

METRIC UPPER TRAILING ARM MOUNTS
REAR WITHOUT BUSHING (PAIR)



46-1092

METRIC LOWER TRAILING ARM MOUNTS
REAR (PAIR)

46-1091-B

STEEL SLEEVE FOR METRIC TRAILING ARM
BUSHING

46-1095-KIT

METRIC TRAILING ARM MOUNTS - UPPER
AND LOWER (KIT) -
INCLUDES 46-1091-A AND 46-1092

HUB PARTS

PIT EQUIPMENT

BRAKE PARTS

UPPER ARMS

LOWER ARMS

SPRING PARTS

SHOCK MOUNTS

STEERING PARTS

STABILIZER PARTS

TRAILING ARMS

TIE ROD TUBES

SPINDLES

FLOATER PARTS

REAR SUSPENSION

HEIM JOINTS

MOTOR MOUNTS

CHASSIS BRACKETS

ACCESSORIES

THROTTLE PARTS

BATTERY BOXES

DRAG RACING PARTS

HARDWARE

SPACERS & REDUCERS


INDEX



REAR SUSPENSION PARTS

PANHARD BARS - MEASURED CENTER TO CENTER

- HUB PARTS
- PIT EQUIPMENT
- BRAKE PARTS
- UPPER ARMS
- LOWER ARMS
- SPRING PARTS
- SHOCK MOUNTS
- STEERING PARTS
- STABILIZER PARTS
- TRAILING ARMS
- TIE ROD TUBES
- SPINDLES
- FLOATER PARTS
- REAR SUSPENSION**
- HEIM JOINTS
- MOTOR MOUNTS
- CHASSIS BRACKETS
- ACCESSORIES
- THROTTLE PARTS
- BATTERY BOXES
- DRAG RACING PARTS
- HARDWARE
- SPACERS & REDUCERS
- INDEX



46-1120
25-1/2" PANHARD BAR WITH HEIM


46-1120-190	19"
46-1120-210	21"
46-1120-212	21.5"
46-1120-241	24.25"
46-1120-250	25"
46-1120-252	25.5"
46-1120-260	26"



46-1125
ASPHALT 32" PANHARD BAR WITH HEIM



46-1126
PANHARD BAR 1-1/4" DOUBLE BEND WITHOUT BEARINGS



46-1130
DIRT 90° PANHARD BAR WITH 3/4" HEIM, MONOBALL AND SNAP RING INCLUDED



46-1140
ENERGY ABSORBING PANHARD BAR (KIT)

46-1160
ENERGY ABSORBING PANHARD BAR 90° (KIT)

PANHARD BAR REPLACEMENT PARTS

PART #	DESCRIPTION
46-1146	SLIDER BOLT
46-1147	RUBBER BUSHING
46-1148	2-1/2" WASHER
46-1149	FINE THREAD PANHARD BAR ADJ
47-1215	3/4" MONOBALL
48-1211	MONOBALL HOUSING 3/4"



46-1147
RUBBER BUSHING



46-1149
FINE THREAD PANHARD BAR ADJUSTER

REAR SUSPENSION PARTS



PANHARD BAR MOUNTS




46-1500

HAWK PINION MOUNT, ALUMINUM

46-1503

HAWK PINION MOUNT, STEEL W/BACKET




46-1505


QC PINION MOUNT, ALUMINUM, 2 HOLE

46-1506

QC PINION MOUNT, ALUMINUM, 4 HOLE



**O-RING INCLUDED,
SERRATED 1/4"
INCREMENTS**




46-1508

ADJUSTABLE PANHARD BAR MOUNT FOR QUICK CHANGE - WITH SEAL


46-1509

DOUBLE ADJUSTABLE PANHARD BAR MOUNT WITH SEAL



46-1515

QUICK CHANGE PINION MOUNT - ALUMINUM, LEFT AND RIGHT



46-1516

QUICK CHANGE PINION MOUNT - STEEL, DOUBLE



46-1518

PANHARD BAR MOUNT FOR 9" FORD, STEEL

46-1518-A

PANHARD BAR MOUNT FOR 9" FORD, ALUM



46-1519

FORD PINION MOUNT, STEEL, LT & RT

46-1520

FORD PINION MOUNT, ALUMINUM, LT & RT

HUB PARTS

PIT EQUIPMENT

BRAKE PARTS

UPPER ARMS

LOWER ARMS

SPRING PARTS

SHOCK MOUNTS

STEERING PARTS

STABILIZER PARTS

TRAILING ARMS

TIE ROD TUBES

SPINDLES

FLOATER PARTS

REAR SUSPENSION

HEIM JOINTS

MOTOR MOUNTS

CHASSIS BRACKETS

ACCESSORIES

THROTTLE PARTS

BATTERY BOXES

DRAG RACING PARTS

HARDWARE

SPACERS & REDUCERS

INDEX



REAR SUSPENSION PARTS

PANHARD BAR MOUNTS

HUB PARTS

PIT EQUIPMENT

BRAKE PARTS

UPPER ARMS

LOWER ARMS

SPRING PARTS

SHOCK MOUNTS

STEERING PARTS

STABILIZER PARTS

TRAILING ARMS

TIE ROD TUBES

SPINDLES

FLOATER PARTS

REAR SUSPENSION

HEIM JOINTS

MOTOR MOUNTS

CHASSIS BRACKETS

ACCESSORIES

THROTTLE PARTS


BATTERY BOXES

DRAG RACING PARTS

HARDWARE

SPACERS & REDUCERS

INDEX




46-1521

REVERSIBLE PANHARD BAR MOUNT FOR 9" FORD, 1/4" ADJUSTMENT



46-1523

DOUBLE SIDED PANHARD BAR MOUNT FOR 9" FORD - RADIUSED



46-1526

PANHARD BAR MOUNT FOR 3" AXLE TUBES



46-1530

PRO SERIES DOUBLE SLOTTED PANHARD BAR MOUNT FOR QC WITH SEAL




46-1531

TANG WASHER FOR PANHARD BAR MOUNT



46-1531-A

TANG WASHER FOR SHORT PANHARD BAR MOUNT



46-1535

QUICK CHANGE PINION MOUNT - ALUMINUM



46-1600

PANHARD BAR MOUNT FOR LEFT SIDE, FRONT OF QC - CLAMP-ON

REAR SUSPENSION PARTS



SERRATED BLOCKS AND PLATES

ALL UB SERRATED BLOCKS AND PLATES ARE 1/4" ADJUSTMENT



46-1601-A	3/4" HOLE
46-1601-B	5/8" HOLE
46-1601-C	3/4" HOLE W/SIDES




46-1602

SERRATED PLATE 1/2" x 2" x 6" WITH 3/4" SLOT WITH 1/4" SPACING

46-1604


SERRATED PLATE 1/2" x 2" x 6" WITH 5/8" SLOT WITH 1/4" SPACING

PANHARD BAR MOUNTS




46-1607

ANGLED AXLE MOUNT, ABOVE CENTERLINE - 4 BOLT - ADJUSTABLE



46-1620

PANHARD BAR MOUNT FOR REAR SIDE OF QC - ADJUSTABLE - LONG



46-1610

PANHARD BAR MOUNT FOR REAR SIDE OF 9" FORD - ADJUSTABLE - SHORT

46-1610-A

SIDE PLATE FOR 46-1610 PANHARD BAR MT

PICTURE NOT YET AVAILABLE

46-1625

ADJUSTABLE PANHARD BAR MOUNT - AXLE END

PICTURE NOT YET AVAILABLE

46-1625-1

ADJUSTABLE PANHARD BAR MOUNT - FRAME END

- HUB PARTS
- PIT EQUIPMENT
- BRAKE PARTS
- UPPER ARMS
- LOWER ARMS
- SPRING PARTS
- SHOCK MOUNTS
- STEERING PARTS
- STABILIZER PARTS
- TRAILING ARMS
- TIE ROD TUBES
- SPINDLES
- FLOATER PARTS
- REAR SUSPENSION**
- HEIM JOINTS
- MOTOR MOUNTS
- CHASSIS BRACKETS
- ACCESSORIES
- THROTTLE PARTS
- BATTERY BOXES
- DRAG RACING PARTS
- HARDWARE
- SPACERS & REDUCERS
- INDEX



REAR SUSPENSION PARTS

PANHARD BAR MOUNTS

- HUB PARTS
- PIT EQUIPMENT
- BRAKE PARTS
- UPPER ARMS
- LOWER ARMS
- SPRING PARTS
- SHOCK MOUNTS
- STEERING PARTS
- STABILIZER PARTS
- TRAILING ARMS
- TIE ROD TUBES
- SPINDLES
- FLOATER PARTS
- REAR SUSPENSION**
- HEIM JOINTS
- MOTOR MOUNTS
- CHASSIS BRACKETS
- ACCESSORIES
- THROTTLE PARTS
- BATTERY BOXES
- DRAG RACING PARTS
- HARDWARE
- SPACERS & REDUCERS
- INDEX



46-1650
 PANHARD BAR MOUNT FRAME END 1-3/4"



46-1651
 PANHARD BAR BRACKET 1-3/4" W/BOSS

46-1655
 PANHARD BAR MOUNT FRAME END 1-1/2"

46-1656
 PANHARD BAR BRACKET 1-1/2" W/ADJ BOSS


ROUND TUBE



PART #	DESCRIPTION
46-1800	CLAMP FOR 1-1/4" TUBE, 1/2" ROD END
46-1805	CLAMP FOR 1-1/4" TUBE, 5/8" ROD END
46-1820	CLAMP FOR 1-1/2" TUBE, 1/2" ROD END
46-1825	CLAMP FOR 1-1/2" TUBE, 5/8" OR 3/4" ROD END
46-1825-HD	4 BOLT CLAMP FOR 1-1/2" TUBE, 5/8" OR 3/4" ROD END
46-1840	CLAMP FOR 1-3/4" TUBE, 1/2" ROD END
46-1845	CLAMP FOR 1-3/4" TUBE, 5/8" OR 3/4" ROD END
46-1845-HD	4 BOLT CLAMP FOR 1-3/4" TUBE, 5/8" OR 3/4" ROD END

SQUARE TUBE

PART #	DESCRIPTION
46-1849	PANHARD BAR MOUNT - FRAME END FOR 1-1/2" x 1-1/2" SQUARE
46-1850	PANHARD BAR MOUNT - FRAME END FOR 1-3/4" x 1-3/4"
46-1851	PANHARD BAR MOUNT - FRAME END FOR 1-3/4" x 1-3/4" WITH ADJUSTER
46-1855	PANHARD BAR MOUNT - FRAME END FOR 2" x 2"
46-1856	PANHARD BAR MOUNT - FRAME END FOR 2" x 2" WITH ADJUSTER



46-1826
 1-1/2" Z-LINK CLAMP, 5/8" BOLT



46-1844
 TAB FOR PANHARD BAR MOUNT 5/8" HOLE

REAR SUSPENSION PARTS



PANHARD BAR MOUNTS




46-1865	FOR 2" SQUARE - ALUMINUM
46-1870	FOR 1-1/2" SQUARE - STEEL
46-1873	FOR 1-3/4" SQUARE - STEEL
46-1875	FOR 2" SQUARE - STEEL

- HUB PARTS
- PIT EQUIPMENT
- BRAKE PARTS
- UPPER ARMS
- LOWER ARMS
- SPRING PARTS
- SHOCK MOUNTS
- STEERING PARTS
- STABILIZER PARTS
- TRAILING ARMS
- TIE ROD TUBES
- SPINDLES
- FLOATER PARTS
- REAR SUSPENSION**
- HEIM JOINTS
- MOTOR MOUNTS
- CHASSIS BRACKETS
- ACCESSORIES
- THROTTLE PARTS
- BATTERY BOXES
- DRAG RACING PARTS
- HARDWARE
- SPACERS & REDUCERS
- INDEX



46-1880

CLAMP-ON 2" x 2" - DOUBLE ANGLE



46-1880-B

3/4" x 10 OVAL NUT FOR PANHARD MOUNT

CENTER SECTION BRACKETS



46-1900

THIRD LINK TORQUE ABSORBER KIT

REPLACEMENT PARTS FOR 46-1900

PART #	DESCRIPTION
46-1903	PIVOT WASHER
46-1904	SMALL PLATE
46-1905	LARGE SNUBBER PLATE
46-1906	MONOBALL PIVOT
46-1907	STUD
46-1908	RUBBER SPRING
46-1909	4" WASHER
46-1910	SPACER 4-3/4" LONG 1/2" ID



46-1901

SNUBBER MOUNT BRKT RIGHT SIDE -LONG

46-1902

SNUBBER MOUNT BRKT LEFT SIDE -SHORT



REAR SUSPENSION PARTS

CENTER SECTION BRACKETS

WITH A TEMPLATE OR PRINT, CUSTOM BRACKETS MAY BE BUILT FOR A SLIGHT ADDITIONAL CHARGE



46-2104

CENTER SECTION BRACKET TALL WITH 2-3/4" HOLES



46-2106

CENTER SECTION BRACKET TALL WITH 4 HOLES



46-2107

CENTER SECTION BRACKET - GRAND AM



46-2109

CENTER SECTION BRACKET FOR QUICK CHANGE - STEEL

SPACERS FOR CENTER SECTION BRACKETS*



*SEE PAGE 93 FOR ADDITIONAL OPTIONS

999-5751-050	1/2" LONG - STEEL
999-5751-075	3/4" LONG - STEEL
999-5751-100	1" LONG - STEEL
999-5751-150	1-1/2" LONG - STEEL
999-5751-318	3-3/16" LONG - STEEL

- HUB PARTS
- PIT EQUIPMENT
- BRAKE PARTS
- UPPER ARMS
- LOWER ARMS
- SPRING PARTS
- SHOCK MOUNTS
- STEERING PARTS
- STABILIZER PARTS
- TRAILING ARMS
- TIE ROD TUBES
- SPINDLES
- FLOATER PARTS
- REAR SUSPENSION**
- HEIM JOINTS
- MOTOR MOUNTS
- CHASSIS BRACKETS
- ACCESSORIES
- THROTTLE PARTS
- BATTERY BOXES
- DRAG RACING PARTS
- HARDWARE
- SPACERS & REDUCERS
- INDEX



46-2320

RUBBER TRAILING ARM END - RIGHT

46-2330

RUBBER TRAILING ARM END - LEFT

46-2322

STUD - 3/4"-16 x 3" RH

46-2332

STUD - 3/4"-16 x 3" LH

46-2325

NYLON BUSHING END 3/4" RH X 1/2"

46-2335

NYLON BUSHING END 3/4" LH X 1/2"



REAR SUSPENSION PARTS



SWING ARMS

SWING ARMS ARE MEASURED FROM THE CENTER OF THE HEIM TO THE CENTER OF THE HEIM.



46-2400-144

SWING ARM 14-1/2" CENTER TO CENTER
3/4" HEIM

46-2400-204

SWING ARM 20-1/2" CENTER TO CENTER
3/4" HEIM




46-2415

17" SWING ARM WITH 1/2" MB & 5/8" THREAD




46-2450

SWING ARM BIRDCAGE



46-2460

RAYBURN BIRDCAGE



46-2461

4 BAR FLOATER WITH LOCK UP TABS



46-3025

SPEAR ROD WITH OFFSET

HUB PARTS

PIT EQUIPMENT

BRAKE PARTS

UPPER ARMS

LOWER ARMS

SPRING PARTS

SHOCK MOUNTS

STEERING PARTS

STABILIZER PARTS

TRAILING ARMS

TIE ROD TUBES

SPINDLES

FLOATER PARTS

REAR SUSPENSION

HEIM JOINTS

MOTOR MOUNTS

CHASSIS BRACKETS

ACCESSORIES

THROTTLE PARTS

BATTERY BOXES

DRAG RACING PARTS

HARDWARE

SPACERS & REDUCERS

INDEX



REAR SUSPENSION PARTS

TORQUE ARM BRACKETS

- HUB PARTS
- PIT EQUIPMENT
- BRAKE PARTS
- UPPER ARMS
- LOWER ARMS
- SPRING PARTS
- SHOCK MOUNTS
- STEERING PARTS
- STABILIZER PARTS
- TRAILING ARMS
- TIE ROD TUBES
- SPINDLES
- FLOATER PARTS
- REAR SUSPENSION**
- HEIM JOINTS
- MOTOR MOUNTS
- CHASSIS BRACKETS
- ACCESSORIES
- THROTTLE PARTS
- BATTERY BOXES
- DRAG RACING PARTS
- HARDWARE
- SPACERS & REDUCERS
- INDEX



46-3500

TORQUE ARM BRACKET - 3 HOLE MOUNT



46-3501

TORQUE ARM BRACKET



46-3502

LOWER TORQUE ARM BRACKET WITH 5/8" HOLE




46-3505

TORQUE ARM BRACKET 2 HOLE MOUNT WITH 5/8" HOLE



46-3510

TORQUE ARM BRACKET - 2 HOLE MOUNT



46-3512

SPRING PLATE FOR TORQUE ARM

TRACK LOCATOR BRACKETS




46-3550	1/2" HOLE, 3/4" WIDTH
46-3555	5/8" HOLE, 1" WIDTH
46-3560	3/4" HOLE, 1-1/8" WIDTH
46-3561	5/8" HOLE, 1-1/8" WIDTH

ROD ENDS




47-1000

5/8" x 18 RH CLEVIS, 3/8" HOLE, 3/8" SLOT



47-1005

5/8" x 18 RH CLEVIS, 3/8" HOLE, 3/16" SLOT



47-1001

5/8" x 18 SOLID ROD END



47-1002

5/8" SOLID ROD END, 3/4" HOLE

47-1201

3/4" x 16 SOLID ROD END



47-1006

TURNBUCKLE 5/8" RH & LH THREADS

47-1206

TURNBUCKLE 3/4" RH & LH THREADS

47-1007

TOE ADJUSTER 5/8" LEFT HAND MALE AND 5/8" RIGHT HAND FEMALE

47-1208

TOE ADJUSTER 3/4" LEFT HAND MALE AND 3/4" RIGHT HAND FEMALE



- HUB PARTS**
- PIT EQUIPMENT**
- BRAKE PARTS**
- UPPER ARMS**
- LOWER ARMS**
- SPRING PARTS**
- SHOCK MOUNTS**
- STEERING PARTS**
- STABILIZER PARTS**
- TRAILING ARMS**
- TIE ROD TUBES**
- SPINDLES**
- FLOATER PARTS**
- REAR SUSPENSION**
- HEIM JOINTS**
- MOTOR MOUNTS**
- CHASSIS BRACKETS**
- ACCESSORIES**
- THROTTLE PARTS**
- BATTERY BOXES**
- DRAG RACING PARTS**
- HARDWARE**
- SPACERS & REDUCERS**
- INDEX**



ROD ENDS

ROD ENDS (HEIM JOINTS)

- HUB PARTS**
- PIT EQUIPMENT**
- BRAKE PARTS**
- UPPER ARMS**
- LOWER ARMS**
- SPRING PARTS**
- SHOCK MOUNTS**
- STEERING PARTS**
- STABILIZER PARTS**
- TRAILING ARMS**
- TIE ROD TUBES**
- SPINDLES**
- FLOATER PARTS**
- REAR SUSPENSION**
- HEIM JOINTS**
- MOTOR MOUNTS**
- CHASSIS BRACKETS**
- ACCESSORIES**
- THROTTLE PARTS**
- BATTERY BOXES**
- DRAG RACING PARTS**
- HARDWARE**
- SPACERS & REDUCERS**
- INDEX**

SIZE HOLE/THREAD/HAND			ECONOMY MALE	ECONOMY FEMALE	PRECISION MALE	CHROMOLY PRECISION MALE	EXTRA STRENGTH MALE	2 PC CHROMOLY
1/4"	1/4"	RH	47-0411	47-0412				
1/4"	1/4"	LH	47-0413	47-0414				
5/16"	5/16"	RH	47-0511	47-0512				
5/16"	5/16"	LH	47-0513	47-0514				
3/8"	3/8"	RH	47-0611	47-0612		47-0631		
3/8"	3/8"	LH	47-0613	47-0614		47-0633		
7/16"	7/16"	RH	47-0711	47-0712		47-0731		
7/16"	7/16"	LH	47-0713	47-0714		47-0733		
1/2"	1/2"	RH	47-0811	47-0812		47-0831		47-0881
1/2"	1/2"	LH	47-0813	47-0814		47-0833		47-0883
1/2"	5/8"	RH			47-0841	47-0861		
1/2"	5/8"	LH			47-0843	47-0863		
5/8"	5/8"	RH	47-1011	47-1012	47-1021	47-1031	47-1071	47-1081
5/8"	5/8"	LH	47-1013	47-1014	47-1023	47-1033	47-1073	47-1083
5/8"	3/4"	RH			47-1041			
5/8"	3/4"	LH			47-1043			
3/4"	3/4"	RH	47-1211	47-1212	47-1221	47-1231	47-1271	47-1281
3/4"	3/4"	LH	47-1213	47-1214	47-1223	47-1233	47-1273	47-1283
3/4"	OVERSIZE	RH	47-1261					



MONOBALL HOUSINGS



48-0812

1/2" MONOBALL HOUSING -
1-1/4" OD x 1-1/4" LONG

HUB PARTS

PIT EQUIPMENT

BRAKE PARTS

UPPER ARMS

LOWER ARMS

SPRING PARTS

SHOCK MOUNTS

STEERING PARTS

STABILIZER PARTS

TRAILING ARMS

TIE ROD TUBES

SPINDLES

FLOATER PARTS

REAR SUSPENSION

HEIM JOINTS

MOTOR MOUNTS

CHASSIS BRACKETS

ACCESSORIES

THROTTLE PARTS

BATTERY BOXES

DRAG RACING PARTS

HARDWARE

SPACERS & REDUCERS

INDEX

48-1010

5/8" MONOBALL HOUSING HAB-10T -
1-3/4" OD x 7/8" LONG x 1-3/8" ID



48-1211

3/4" MONOBALL HOUSING -
1-3/4" OD x 7/8" LONG x 1-7/16" ID



48-1212

3/4" MONOBALL HOUSING -
1-3/4" OD x 2" LONG



48-1213

3/4" MONOBALL HOUSING -
1-5/8" OD x 1-3/4" LONG

	SNAP RINGS		BEARINGS		BEARINGS W/TEFLON		HOUSINGS		
1/2" MONOBALL	48-5100		47-0815		47-0855		48-0812		1-1/4" OD x 1-1/4" LONG
5/8" MONOBALL	48-5118		47-1015		47-1055		48-1011		1-1/2" OD x 13/16" LONG
5/8" HIGH MISALIGNMENT	48-5137				47-1085		48-1010		1-3/4" OD x 7/8" LONG x 1-3/8" ID
3/4" HIGH MISALIGNMENT	48-5156				47-1285		48-1210		1-7/8" OD x 1" LONG
3/4" MONOBALL	48-5143		47-1215		47-1255		48-1211		1-3/4" OD x 7/8" LONG x 1-7/16" ID
3/4" MONOBALL	48-5143						48-1212		1-3/4" OD x 2" LONG
3/4" MONOBALL	48-5143						48-1213		1-5/8" OD x 1-3/4" LONG

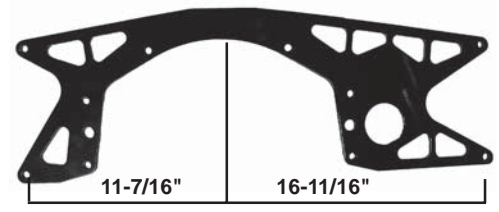


MOTOR MOUNTS

- HUB PARTS
- PIT EQUIPMENT
- BRAKE PARTS
- UPPER ARMS
- LOWER ARMS
- SPRING PARTS
- SHOCK MOUNTS
- STEERING PARTS
- STABILIZER PARTS
- TRAILING ARMS
- TIE ROD TUBES
- SPINDLES
- FLOATER PARTS
- REAR SUSPENSION
- HEIM JOINTS
- MOTOR MOUNTS**
- CHASSIS BRACKETS
- ACCESSORIES
- THROTTLE PARTS
- BATTERY BOXES
- DRAG RACING PARTS
- HARDWARE
- SPACERS & REDUCERS
- INDEX

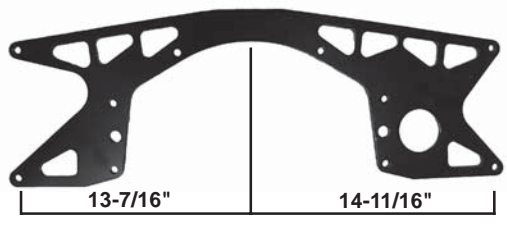
50-0100
 2-5/8" OFFSET CHEVY
 FITS PRE 99 MASTERSBILT WARRIOR

50-0100-N
 2-5/8" OFFSET CHEVY, NARROW

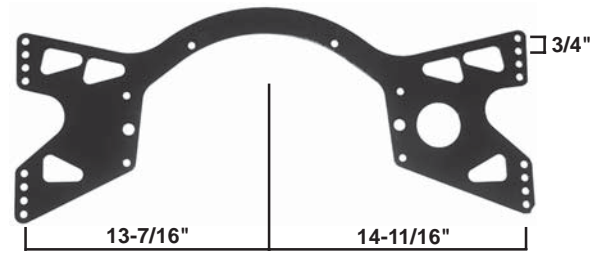


50-0101
 5/8" OFFSET CHEVY
 FITS MASTERSBILT, BULLITT, DW, PIERCE,
 NULLYNSKI, GRT

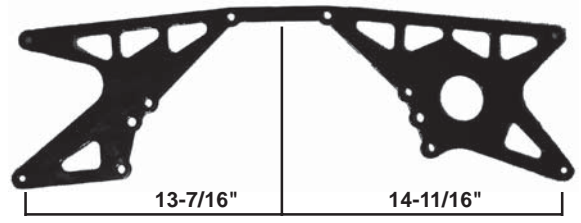
50-0101-N
 5/8" OFFSET CHEVY, NARROW



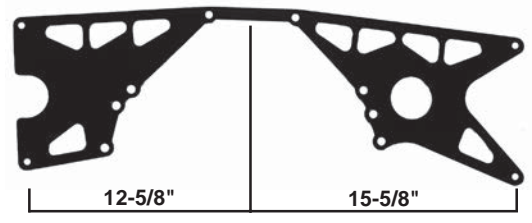
50-0101-A
 5/8" OFFSET CHEVY - ADJUSTABLE
 FITS MASTERSBILT, BULLITT, DW, PIERCE,
 NULLYNSKI, GRT



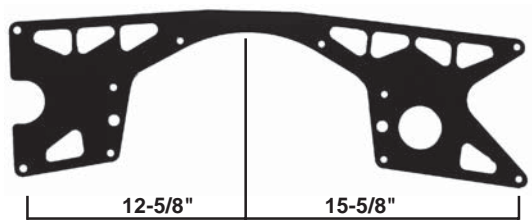
50-0101-F
 5/8" OFFSET FORD
 FITS SAME CHASSIS AS 50-0101



50-0102
 1-1/8" OFFSET FORD
 FITS RAYBURN, STINGER, SHAW, HARRIS

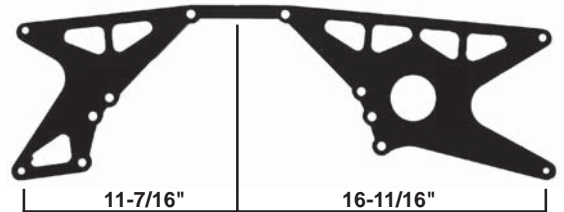


50-0103
 1-1/8" OFFSET CHEVY
 FITS SAME CHASSIS AS 50-0102



50-0104
 2-5/8" OFFSET FORD
 FITS PRE 99 MASTERSBILT WARRIOR

50-0104-N
 2-5/8" OFFSET FORD, NARROW

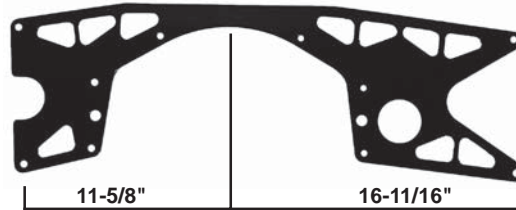


MOTOR MOUNTS



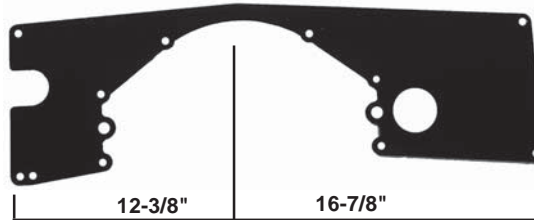
50-0105

MOTOR PLATE CHEVY 2-1/8" OFFSET
RAYBURN



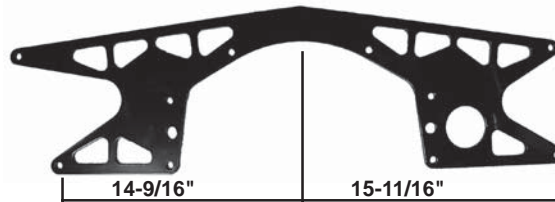
50-0105-1

MOTOR PLATE CHEVY 2-1/8" OFFSET
SAME AS AFKO 80660



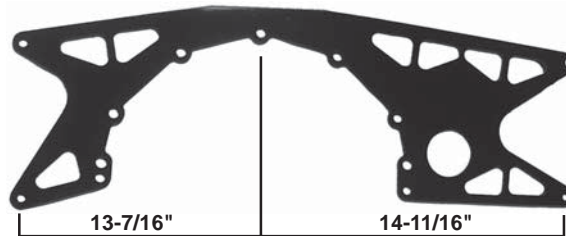
50-0107

1/2" OFFSET CHEVY
FITS SWARTZ



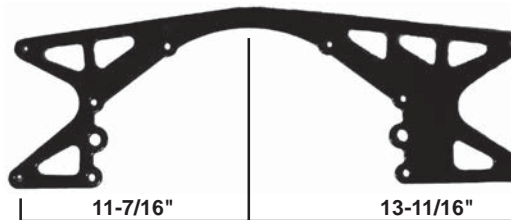
50-0108

MOTOR PLATE CHRYSLER 5/8" OFFSET
1 PIECE



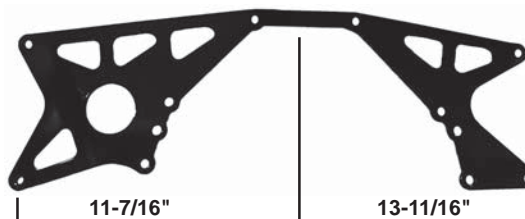
50-0110

CHEVY
FITS PERFORMANCE CHASSIS




50-0110-F

MOTOR PLATE FORD
FITS PERFORMANCE CHASSIS



50-0111

5/8" OFFSET CHEVY
FITS GRT CHASSIS



- HUB PARTS**
- PIT EQUIPMENT**
- BRAKE PARTS**
- UPPER ARMS**
- LOWER ARMS**
- SPRING PARTS**
- SHOCK MOUNTS**
- STEERING PARTS**
- STABILIZER PARTS**
- TRAILING ARMS**
- TIE ROD TUBES**
- SPINDLES**
- FLOATER PARTS**
- REAR SUSPENSION**
- HEIM JOINTS**
- MOTOR MOUNTS**
- CHASSIS BRACKETS**
- ACCESSORIES**
- THROTTLE PARTS**
- BATTERY BOXES**
- DRAG RACING PARTS**
- HARDWARE**
- SPACERS & REDUCERS**
- INDEX**



MOTOR MOUNTS

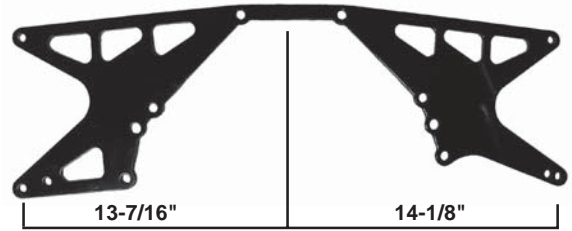
- HUB PARTS
- PIT EQUIPMENT
- BRAKE PARTS
- UPPER ARMS
- LOWER ARMS
- SPRING PARTS
- SHOCK MOUNTS
- STEERING PARTS
- STABILIZER PARTS
- TRAILING ARMS
- TIE ROD TUBES
- SPINDLES
- FLOATER PARTS
- REAR SUSPENSION
- HEIM JOINTS
- MOTOR MOUNTS**
- CHASSIS BRACKETS
- ACCESSORIES
- THROTTLE PARTS
- BATTERY BOXES
- DRAG RACING PARTS
- HARDWARE
- SPACERS & REDUCERS
- INDEX

50-0112

5/8" OFFSET FORD
FITS GRT CHASSIS

50-0114

FORD MID PLATE
FITS STACY CHASSIS




50-0190

FRONT MOTOR MOUNTS FORD



50-0200

FRONT MOTOR MOUNTS CHEVY - STEEL



**USED UNDER MOTOR MOUNTS TO
ADJUST ENGINE HEIGHT**

999-5501-037A

3/8" THICK ALUMINUM SPACER
1-1/2" OD x 1/2" ID

999-5501-050A

1/2" THICK ALUMINUM SPACER
1-1/2" OD x 1/2" ID

999-5501-075A

3/4" THICK ALUMINUM SPACER
1-1/2" OD x 1/2" ID



50-0240-L

50-0240-R

50-0240 R&L

FORD REAR MOTOR MOUNTS



50-0250

50-0250

CHEVY REAR MOTOR
MOUNTS (PAIR)



50-0250-25AL

LEFT REAR MOTOR PLATE -
ALUMINUM

MOTOR MOUNTS




50-0300

CHEVY 2 PC MID PLATE
2-5/8" OFFSET USES:

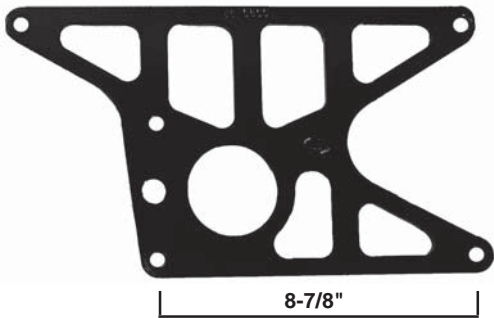
50-0300-A (RIGHT)

50-0300-B (LEFT)



3-5/8"

8-7/8"



8-7/8"

50-0300-A


MOTOR PLATE HALF



3-5/8"

50-0300-B

MOTOR PLATE HALF



6-7/8"

50-0300-C

MOTOR PLATE HALF



5-7/8"

50-0300-C1

MOTOR PLATE HALF



1-1/16"

50-0300-D

MOTOR PLATE HALF



5-5/8"

50-0300-E

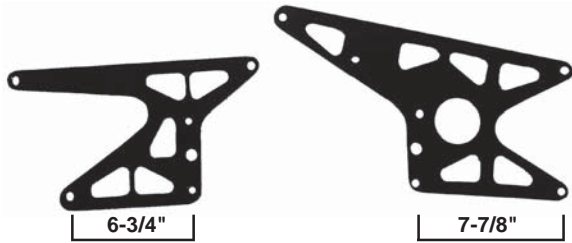
MOTOR PLATE HALF

- HUB PARTS
- PIT EQUIPMENT
- BRAKE PARTS
- UPPER ARMS
- LOWER ARMS
- SPRING PARTS
- SHOCK MOUNTS
- STEERING PARTS
- STABILIZER PARTS
- TRAILING ARMS
- TIE ROD TUBES
- SPINDLES
- FLOATER PARTS
- REAR SUSPENSION
- HEIM JOINTS
- MOTOR MOUNTS**
- CHASSIS BRACKETS
- ACCESSORIES
- THROTTLE PARTS
- BATTERY BOXES
- DRAG RACING PARTS
- HARDWARE
- SPACERS & REDUCERS
- INDEX




MOTOR MOUNTS

- HUB PARTS
- PIT EQUIPMENT
- BRAKE PARTS
- UPPER ARMS
- LOWER ARMS
- SPRING PARTS
- SHOCK MOUNTS
- STEERING PARTS
- STABILIZER PARTS
- TRAILING ARMS
- TIE ROD TUBES
- SPINDLES
- FLOATER PARTS
- REAR SUSPENSION
- HEIM JOINTS
- MOTOR MOUNTS**
- CHASSIS BRACKETS
- ACCESSORIES
- THROTTLE PARTS
- BATTERY BOXES
- DRAG RACING PARTS
- HARDWARE
- SPACERS & REDUCERS
- INDEX



50-0306
 CHEVY 2 PC
 FITS SWARTZ



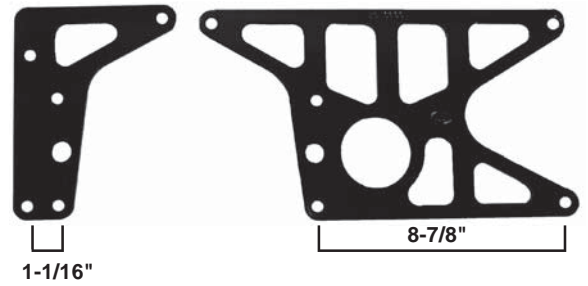
50-0307
 FORD 2 PC
 FITS SWARTZ

50-0308

CHEVY 2 PC
 FITS EARLY ELLIS PRE 01, USES:

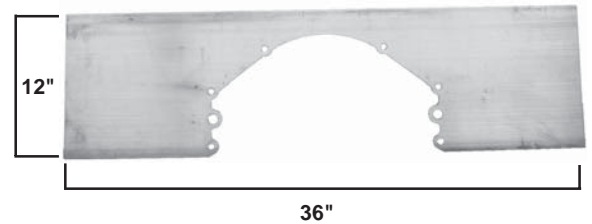
50-0300-A (RIGHT)

50-0300-D (LEFT)



50-0150

REAR MOTOR PLATE - CHEVY UNIVERSAL

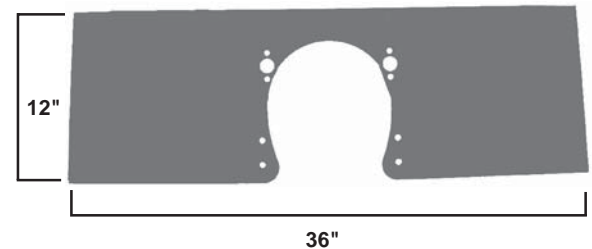


50-0500

FRONT MOTOR PLATE 1/4" x 36"
 FITS SB CHEVY - ALUMINUM

50-0530

REAR MOTOR PLATE 1/4" x 2' x 2'
 FITS SB CHEVY - ALUMINUM

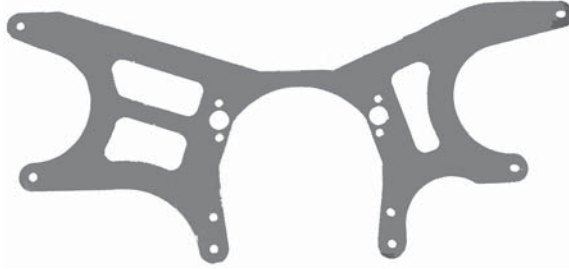


MOTOR MOUNTS




50-0505

FRONT MOTOR PLATE, CHEVY
FITS STACY CHASSIS



50-0550

REAR MID PLATE 429-460 FORD TO
POWERGLIDE, 3/8" THICK



50-0900

FORD WINDSOR HEADER FLANGE



MOTOR PLATE MOUNTING TABS



55-0150

MOTOR PLATE MOUNTING TAB-ADJUSTABLE
3/8" SLOT, 1/8" THICK




55-0154 (R & L)

3/8" SLOT, 1/8" THICK
NOTCHED AND GUSSETED

55-0156 (R & L)

3/8" SLOT, 1/8" THICK



- HUB PARTS**
- PIT EQUIPMENT**
- BRAKE PARTS**
- UPPER ARMS**
- LOWER ARMS**
- SPRING PARTS**
- SHOCK MOUNTS**
- STEERING PARTS**
- STABILIZER PARTS**
- TRAILING ARMS**
- TIE ROD TUBES**
- SPINDLES**
- FLOATER PARTS**
- REAR SUSPENSION**
- HEIM JOINTS**
- MOTOR MOUNTS**
- CHASSIS BRACKETS**
- ACCESSORIES**
- THROTTLE PARTS**
- BATTERY BOXES**
- DRAG RACING PARTS**
- HARDWARE**
- SPACERS & REDUCERS**
- INDEX**



CHASSIS BRACKETS

CHASSIS BRACKETS

- HUB PARTS
- PIT EQUIPMENT
- BRAKE PARTS
- UPPER ARMS
- LOWER ARMS
- SPRING PARTS
- SHOCK MOUNTS
- STEERING PARTS
- STABILIZER PARTS
- TRAILING ARMS
- TIE ROD TUBES
- SPINDLES
- FLOATER PARTS
- REAR SUSPENSION
- HEIM JOINTS
- MOTOR MOUNTS
- CHASSIS BRACKETS**
- ACCESSORIES
- THROTTLE PARTS
- BATTERY BOXES
- DRAG RACING PARTS
- HARDWARE
- SPACERS & REDUCERS
- INDEX



54-1206-L

REAR BUMPER BRACE



54-1206-R

REAR BUMPER BRACE



54-1506

CHASSIS BRACE, 5/16" HOLE, 15" LONG



55-0010

RIGIDITY BAR MOUNT - 1/2" HOLE, 3/8" THICK



55-0015

QUICK STEER MOUNT



55-0150

3/8" SLOT, 1/8" THICK

55-0151

NO SLOT




55-0152

STEERING SHAFT SUPPORT, 1/8" THICK, 3/4" HOLE



55-0154 (L & R)

MOTOR PLATE MOUNTING TAB, 1/8" THICK, 3/8" SLOT



55-0156 (L & R)

MOTOR PLATE MOUNTING TAB-ADJUSTABLE 3/8" SLOT, 1/8" THICK

CHASSIS BRACKETS



CHASSIS TABS



55-0160

3/8" HOLE, 1/8" THICK



55-0161

3/8" HOLE, .083" THICK



55-0170

1/2" HOLE, 3/16" THICK



55-0171

1/2" HOLE, 1/8" THICK



55-0172

1/2" HOLE, 3/16" THICK




55-0173

1/2" HOLE, 3/16" THICK



55-0180

1/2" HOLE, 3/16" THICK - NOTCHED



55-0182

1/2" HOLE, 3/16" THICK

55-0181

NO HOLE, 3/16" THICK - NOTCHED

55-0186

HANGING PEDAL MOUNT

55-0187

HANGING PEDAL MOUNT 90°



- HUB PARTS
- PIT EQUIPMENT
- BRAKE PARTS
- UPPER ARMS
- LOWER ARMS
- SPRING PARTS
- SHOCK MOUNTS
- STEERING PARTS
- STABILIZER PARTS
- TRAILING ARMS
- TIE ROD TUBES
- SPINDLES
- FLOATER PARTS
- REAR SUSPENSION
- HEIM JOINTS
- MOTOR MOUNTS
- CHASSIS BRACKETS**
- ACCESSORIES
- THROTTLE PARTS
- BATTERY BOXES
- DRAG RACING PARTS
- HARDWARE
- SPACERS & REDUCERS
- INDEX



CHASSIS BRACKETS

BODY MOUNTING TABS



55-0190
1/4" HOLE, .083" THICK



55-0191
1/4" HOLE, 1/8" THICK



55-0191-056
9/16" HOLE, 1/8" THICK -
FOR RAYBURN



55-0192
1/4" HOLE, 1/8" THICK,
1-1/2" NOTCH



55-0193
1/4" HOLE, .060" THICK



55-0194
5/16" HOLE, 1/8" THICK -
FOR RAYBURN

55-0248
ADJUSTABLE UPPER CONTROL ARM MOUNT
FOR ROLL CENTER - 3/8" THICK
1/2" SLOT, 6" CENTERS



3-3/4"

CAMBER SHIMS




55-0249-012	1/8" THICK
55-0249-025	1/4" THICK
55-0249-037	3/8" THICK
55-0249-050	1/2" THICK
55-0249-100	1" THICK

**FOR UPPER CONTROL ARM MOUNTS -
6" CENTERS**

UPPER CONTROL ARM MOUNTS

55-0250
SLOTTED

55-0251
NO SLOTS



2-1/8"

55-0253	SERRATED BLOCK, 9/16" SLOT
55-0253-A	SERRATED WASHER, 9/16" HOLE
55-0254	SERRATED BLOCK, 1/2" SLOT
55-0254-A	SERRATED WASHER 1/2" HOLE

- HUB PARTS
- PIT EQUIPMENT
- BRAKE PARTS
- UPPER ARMS
- LOWER ARMS
- SPRING PARTS
- SHOCK MOUNTS
- STEERING PARTS
- STABILIZER PARTS
- TRAILING ARMS
- TIE ROD TUBES
- SPINDLES
- FLOATER PARTS
- REAR SUSPENSION
- HEIM JOINTS
- MOTOR MOUNTS
- CHASSIS BRACKETS**
- ACCESSORIES
- THROTTLE PARTS
- BATTERY BOXES
- DRAG RACING PARTS
- HARDWARE
- SPACERS & REDUCERS
- INDEX

CHASSIS BRACKETS



UPPER CONTROL ARM MOUNTS



55-0257


1/2" HOLES, 3/8" THICK
6" CENTERS



55-0258

UPPER CONTROL ARM MOUNT
(FOR OFFSET SLUGS)
2-1/4" FROM CENTER OF SLOT TO BOTTOM
OF EDGE PLATE, 6" CENTERS

ANTI-DIVE SLUGS WITH 1/2" HOLE



55-0258-A	0" OFFSET
55-0258-B	1/8" OFFSET
55-0258-C	1/4" OFFSET
55-0258-D	3/8" OFFSET



55-0260

PEDAL BRACKET, 3/8" HOLES, 1/8" THICK



55-0265

UPPER CONTROL ARM MOUNT FOR
22-SERIES - 5/8" HOLE

LOWER CONTROL ARM MOUNTS



55-0315

LCA MOUNT FOR F-CAR (4 PIECE KIT)

55-0310

RIGHT FRONT LCA MOUNT FOR F-CAR

55-0311

LEFT FRONT LCA MOUNT FOR F-CAR

55-0312

RIGHT REAR LCA MOUNT FOR F-CAR

55-0313

LEFT REAR LCA MOUNT FOR F-CAR

- HUB PARTS
- PIT EQUIPMENT
- BRAKE PARTS
- UPPER ARMS
- LOWER ARMS
- SPRING PARTS
- SHOCK MOUNTS
- STEERING PARTS
- STABILIZER PARTS
- TRAILING ARMS
- TIE ROD TUBES
- SPINDLES
- FLOATER PARTS
- REAR SUSPENSION
- HEIM JOINTS
- MOTOR MOUNTS
- CHASSIS BRACKETS**
- ACCESSORIES
- THROTTLE PARTS
- BATTERY BOXES
- DRAG RACING PARTS
- HARDWARE
- SPACERS & REDUCERS
- INDEX



CHASSIS BRACKETS

CHASSIS TABS

- HUB PARTS
- PIT EQUIPMENT
- BRAKE PARTS
- UPPER ARMS
- LOWER ARMS
- SPRING PARTS
- SHOCK MOUNTS
- STEERING PARTS
- STABILIZER PARTS
- TRAILING ARMS
- TIE ROD TUBES
- SPINDLES
- FLOATER PARTS
- REAR SUSPENSION
- HEIM JOINTS
- MOTOR MOUNTS
- CHASSIS BRACKETS**
- ACCESSORIES
- THROTTLE PARTS
- BATTERY BOXES
- DRAG RACING PARTS
- HARDWARE
- SPACERS & REDUCERS
- INDEX



55-0270
1/8" THICK, 1/2" HOLE




55-0271
1/8" THICK, NO HOLE

55-0270-A
1/8" THICK, NO HOLE - ALUMINUM



55-0300
DRIVE SHAFT HOOP, 1" DIAMETER TUBE




55-0600
1/8" THICK, 3/4" HOLE




55-0601
REINFORCEMENT PLATE WITH 1/2" THREADED BOSS




55-0620
TRIANGLE .125" THICK




55-0621
TRIANGLE .078" THICK



55-0622
TRIANGLE .078" THICK



55-0623
TRIANGLE .078" THICK



55-0624
TRIANGLE .078" THICK

CHASSIS BRACKETS



CHASSIS TABS



55-0630

REINFORCEMENT PLATE
2-1/4" x 2-1/8"



55-0640

REINFORCEMENT PLATE, 1/8" THICK,
3/4" x 2-1/4"



55-0640-90

ANGLE TAB, 1/8" THICK,
3/4" WIDE



55-0641

TAB, 1/8" THICK, 1/2" x 2-1/2"



55-0642

TAB, 1/8" THICK, 1/2" x 1-1/2"

FORMED MOUNTING BRACKETS



55-0660

2" LONG



55-0670


3" LONG



55-0680

4-3/4" LONG

RECTANGULAR CAPS



55-2020

2" x 2"

55-2030

2" x 3"

ROUND CAPS

55-0750	3/4" DIAMETER
55-1000	1" DIAMETER
55-1250	1-1/4" DIAMETER
55-1375	1-3/8" DIAMETER
55-1500	1-1/2" DIAMETER
55-1750	1-3/4" DIAMETER
55-1900	1-15/16" DIAMETER
55-2000	2" DIAMETER
55-2125	2-1/8" DIAMETER
55-2500	2-1/2" DIAMETER



- HUB PARTS
- PIT EQUIPMENT
- BRAKE PARTS
- UPPER ARMS
- LOWER ARMS
- SPRING PARTS
- SHOCK MOUNTS
- STEERING PARTS
- STABILIZER PARTS
- TRAILING ARMS
- TIE ROD TUBES
- SPINDLES
- FLOATER PARTS
- REAR SUSPENSION
- HEIM JOINTS
- MOTOR MOUNTS
- CHASSIS BRACKETS**
- ACCESSORIES
- THROTTLE PARTS
- BATTERY BOXES
- DRAG RACING PARTS
- HARDWARE
- SPACERS & REDUCERS
- INDEX



CHASSIS BRACKETS

- HUB PARTS
- PIT EQUIPMENT
- BRAKE PARTS
- UPPER ARMS
- LOWER ARMS
- SPRING PARTS
- SHOCK MOUNTS
- STEERING PARTS
- STABILIZER PARTS
- TRAILING ARMS
- TIE ROD TUBES
- SPINDLES
- FLOATER PARTS
- REAR SUSPENSION
- HEIM JOINTS
- MOTOR MOUNTS
- CHASSIS BRACKETS**
- ACCESSORIES
- THROTTLE PARTS
- BATTERY BOXES
- DRAG RACING PARTS
- HARDWARE
- SPACERS & REDUCERS
- INDEX



55-9000-R & L

ASA IGNITION BOX MOUNTING BRACKET - CLAMP-ON (PAIR)



55-9005-R & L

ASA IGNITION BOX MOUNTING BRACKET - WELD-ON (PAIR)



55-9050

ASA IGNITION BOX PLATE (CRANE)


ACCESSORIES



60-0010
TORSION CLIP




60-0015
HAIR PIN CLIP



60-0020
PANEL HOLD DOWN CLIP

SCUFF PLATES



60-0115	POLISHED
60-0215	BLUE
60-0315	GOLD
60-0415	RED



60-0515
STAINLESS STEEL, 3/8" HOLE

60-0516
ALUMINUM, 3/8" HOLE



60-0130

CLAMP-ON HOOD PIN BOSS FOR 1-3/4" TUBE

60-0131

CLAMP-ON HOOD PIN BOSS FOR 1-1/2" TUBE



999-4507-075

HOOD PIN BOSS 1/2" x 20" x 3/4" LONG

HOOD PINS



ALUMINUM

60-0100	1/2" x 2-3/4" PLAIN
60-0200	1/2" x 2-3/4" BLUE
60-0300	1/2" x 2-3/4" GOLD
60-0400	1/2" x 2-3/4" RED
60-0101	1/2" x 3-3/4" PLAIN
60-0201	1/2" x 3-3/4" BLUE
60-0301	1/2" x 3-3/4" GOLD
60-0401	1/2" x 3-3/4" RED
60-0102	1/2" x 6" PLAIN

STEEL

60-0502	3/8" DIAMETER, 2" LONG
60-0503	3/8" DIAMETER, 3" LONG
60-0504	3/8" DIAMETER, 4" LONG
60-0505	3/8" DIAMETER, 5" LONG

AIR CLEANER NUTS



60-0620-025	1/4" PLAIN
60-0620-031	5/16" PLAIN
60-0621-025	1/4" BLUE
60-0621-031	5/16" BLUE
60-0623-025	1/4" RED
60-0623-031	5/16" RED
60-0626-025	1/4" PURPLE
60-0626-031	5/16" PURPLE

- HUB PARTS
- PIT EQUIPMENT
- BRAKE PARTS
- UPPER ARMS
- LOWER ARMS
- SPRING PARTS
- SHOCK MOUNTS
- STEERING PARTS
- STABILIZER PARTS
- TRAILING ARMS
- TIE ROD TUBES
- SPINDLES
- FLOATER PARTS
- REAR SUSPENSION
- HEIM JOINTS
- MOTOR MOUNTS
- CHASSIS BRACKETS
- ACCESSORIES**
- THROTTLE PARTS
- BATTERY BOXES
- DRAG RACING PARTS
- HARDWARE
- SPACERS & REDUCERS
- INDEX



ACCESSORIES

- HUB PARTS
- PIT EQUIPMENT
- BRAKE PARTS
- UPPER ARMS
- LOWER ARMS
- SPRING PARTS
- SHOCK MOUNTS
- STEERING PARTS
- STABILIZER PARTS
- TRAILING ARMS
- TIE ROD TUBES
- SPINDLES
- FLOATER PARTS
- REAR SUSPENSION
- HEIM JOINTS
- MOTOR MOUNTS
- CHASSIS BRACKETS
- ACCESSORIES**
- THROTTLE PARTS
- BATTERY BOXES
- DRAG RACING PARTS
- HARDWARE
- SPACERS & REDUCERS
- INDEX



60-1050
ENGINE LIFT PLATE




60-1100
FORD WATER PUMP BACKING PLATE



60-1200
FORD TRANSPORT STAND

60-1210
CHEVY TRANSPORT STAND



60-1215
CARBURETOR JET PLATE - RED

FORD WATER NECK HOUSING AND PARTS



60-1250
FORD WATER NECK HOUSING WITH -16 FITTING



60-1616
-16 FITTING TO AN PORT

60-1250-A	HOUSING ONLY
990-0217	O-RING #217 BUNA
990-3118-075	5/16" - 18 x 3/4" 12 POINT BOLT
990-3120-SS	5/16" SAE STAINLESS STEEL WASHER



60-1540
NOVUS #1 CLEANER FOR LEXAN

60-1550
NOVUS #2 CLEANER FOR LEXAN

60-1560
NOVUS #3 LEXAN POLISH

THROTTLE PARTS



GAS PEDALS

60-1300	STANDARD
60-1306	MOUNTING PLATE
60-1309	STANDARD WITH STEEL PIVOT BUSHING, NO PLATE
60-1310	WITH SHORT TOP
60-1320	STANDARD WITH ANGLED PLATE
60-1330	SHORT WITH ANGLED PLATE



60-1300-R
STANDARD WITH ROLLER FOOT PEDAL

60-1320-R
GAS PEDAL WITH ANGLED PLATE
WITH NYLON ROLLER INSTALLED



60-1340
GAS PEDAL FOR FIREWALL MOUNT



60-1340-R
GAS PEDAL, FIREWALL MOUNT
WITH NYLON ROLLER INSTALLED



60-1400-18
THROTTLE ROD 18"

60-1400-24
THROTTLE ROD 24"



60-1405
CARBURETOR BUSHING



47-0412-S
THROTTLE ROD HEIM WITH STUD

- HUB PARTS
- PIT EQUIPMENT
- BRAKE PARTS
- UPPER ARMS
- LOWER ARMS
- SPRING PARTS
- SHOCK MOUNTS
- STEERING PARTS
- STABILIZER PARTS
- TRAILING ARMS
- TIE ROD TUBES
- SPINDLES
- FLOATER PARTS
- REAR SUSPENSION
- HEIM JOINTS
- MOTOR MOUNTS
- CHASSIS BRACKETS
- ACCESSORIES
- THROTTLE PARTS**
- BATTERY BOXES
- DRAG RACING PARTS
- HARDWARE
- SPACERS & REDUCERS
- INDEX



BATTERY BOXES

OUR DEDICATION TO MAKING THE LIGHTEST, STRONGEST, MOST DURABLE PARTS IS REFLECTED IN EVERYTHING WE PRODUCE.

★ DIE FORMED STEEL, ONE PIECE BOX CONSTRUCTION WITH RADIUS REINFORCED LIGHTENING HOLES AND ALUMINUM STRAP MAKE THIS PIECE SUPER TOUGH AND REDUCES WEIGHT

★ PIVOTING REPLACEABLE BOLTS AVAILABILITY IN TWO SIZES MAKE IT PERFECT FOR ALMOST EVERY APPLICATION

**YOU DEPEND ON EVERY PART IN YOUR CAR
WE FEEL EVERY PART SHOULD GET THIS KIND OF ATTENTION**

- HUB PARTS
- PIT EQUIPMENT
- BRAKE PARTS
- UPPER ARMS
- LOWER ARMS
- SPRING PARTS
- SHOCK MOUNTS
- STEERING PARTS
- STABILIZER PARTS
- TRAILING ARMS
- TIE ROD TUBES
- SPINDLES
- FLOATER PARTS
- REAR SUSPENSION
- HEIM JOINTS
- MOTOR MOUNTS
- CHASSIS BRACKETS
- ACCESSORIES
- THROTTLE PARTS
- BATTERY BOXES**
- DRAG RACING PARTS
- HARDWARE
- SPACERS & REDUCERS
- INDEX



60-3000
BATTERY BOX ASSEMBLY 9-1/2" WITH HOOKS




60-3001
BATTERY BOX ASSEMBLY 9-1/2" W/O HOOKS

60-3010
BATTERY BOX ASSEMBLY 11" WITH HOOKS

60-3011
BATTERY BOX ASSEMBLY 11" W/O HOOKS

60-3012
BATTERY BOX ASSEMBLY 11" BOLT-ON



BATTERY BOX REPLACEMENT PARTS

60-3005	9-1/2" BATTERY BOX PAN
60-3006	11" BATTERY BOX PAN
60-3015	BATTERY BOX BOLT
60-3020	BATTERY BOX RETAINER 9-1/2"
60-3025	BATTERY BOX RETAINER 11"
60-3030	SIDE PLATE - SHORT
60-3040	SIDE PLATE - HOOK STYLE



DRAG RACING PARTS



65-0220	LOWER CONTROL ARM ALSTON REPLACEMENT - RIGHT
65-0230	LOWER CONTROL ARM ALSTON REPLACEMENT - LEFT 11-1/2" CENTER TO CENTER
65-0225	BUSHING FOR ALSTON LOWER



65-0240
TUBULAR LOWER FOR MUSTANG II - RIGHT

65-0250
TUBULAR LOWER FOR MUSTANG II - LEFT

PART #	PEDAL DESCRIPTION	PLATE SURFACE	FINISH
65-1000-A	GAS PEDAL	STANDARD	BLACK POWDER
65-1000-B	GAS PEDAL	EXPANDED METAL PAD	BLACK POWDER
65-1000-C	GAS PEDAL	STANDARD	CHROME
65-1000-D	GAS PEDAL	EXPANDED METAL PAD	CHROME
65-1100-A	BRAKE PEDAL	STANDARD	BLACK POWDER
65-1100-B	BRAKE PEDAL	EXPANDED METAL PAD	BLACK POWDER
65-1100-C	BRAKE PEDAL	STANDARD	CHROME
65-1100-D	BRAKE PEDAL	EXPANDED METAL PAD	CHROME
65-1200-A	CLUTCH PEDAL	STANDARD	BLACK POWDER
65-1200-B	CLUTCH PEDAL	EXPANDED METAL PAD	BLACK POWDER
65-1200-C	CLUTCH PEDAL	STANDARD	CHROME
65-1200-D	CLUTCH PEDAL	EXPANDED METAL PAD	CHROME
65-1202-A	CLUTCH ANGLED PEDAL	STANDARD	BLACK POWDER
65-1202-B	CLUTCH ANGLED PEDAL	EXPANDED METAL PAD	BLACK POWDER
65-1202-C	CLUTCH ANGLED PEDAL	STANDARD	CHROME
65-1202-D	CLUTCH ANGLED PEDAL	EXPANDED METAL PAD	CHROME



HUB PARTS

PIT EQUIPMENT

BRAKE PARTS

UPPER ARMS

LOWER ARMS

SPRING PARTS

SHOCK MOUNTS

STEERING PARTS

STABILIZER PARTS

TRAILING ARMS

TIE ROD TUBES

SPINDLES

FLOATER PARTS

REAR SUSPENSION

HEIM JOINTS

MOTOR MOUNTS

CHASSIS BRACKETS

ACCESSORIES

THROTTLE PARTS

BATTERY BOXES

DRAG RACING PARTS

HARDWARE

SPACERS & REDUCERS

INDEX



65-1125
NYLON BUSHING



65-1130
BRAKE ROD 5/16" x 24



65-1300
CLUTCH CROSS SHAFT



DRAG RACING PARTS

- HUB PARTS
- PIT EQUIPMENT
- BRAKE PARTS
- UPPER ARMS
- LOWER ARMS
- SPRING PARTS
- SHOCK MOUNTS
- STEERING PARTS
- STABILIZER PARTS
- TRAILING ARMS
- TIE ROD TUBES
- SPINDLES
- FLOATER PARTS
- REAR SUSPENSION
- HEIM JOINTS
- MOTOR MOUNTS
- CHASSIS BRACKETS
- ACCESSORIES
- THROTTLE PARTS
- BATTERY BOXES
- DRAG RACING PARTS**
- HARDWARE
- SPACERS & REDUCERS
- INDEX



65-1305

CROSS SHAFT END - 4 HOLES



65-1315

SHAFT SUPPORT - SHORT



65-1325

SHAFT SUPPORT - LONG



65-1340

CLUTCH ROD



65-1400

LADDER BAR ADJUSTER



65-1450

DRAG RACE LOWER SHOCK MOUNT (PAIR)



65-1455

MOUNT FOR ADJ SHOCK BRACKET




65-1500

STEERING SHAFT BUSHING (NYLON)



65-1600

ENGINE STABILIZER



65-1800

DOOR HINGE KIT - 2 HINGE ASSEMBLIES PER KIT



65-2000

AXLE BEARING RETAINER SMALL FORD



65-2010

AXLE BEARING RETAINER LARGE FORD

TRACK LOCATOR BRACKETS



46-3550	1/2" HOLE, 3/4" WIDTH
46-3555	5/8" HOLE, 1" WIDTH
46-3560	3/4" HOLE, 1-1/8" WIDTH
46-3561	5/8" HOLE, 1-1/8" WIDTH



BOLTS

990-2520-200	1/4"-20 x 2" HEX - GRADE 5
990-3716-150	3/8"-16 x 1-1/2" HEX - GRADE 5
990-3716-200	3/8"-16 x 2" HEX - GRADE 5
990-3716-300	3/8"-16 x 3" HEX - GRADE 5
990-4324-125	7/16"-24 x 1-1/4" HEX - GRADE 8
990-5013-225	1/2"-13 x 2-1/4" HEX - GRADE 2
990-5013-275	1/2"-13 x 2-3/4" HEX - GRADE 2
990-5013-475	1/2"-13 x 4-3/4" HEX - GRADE 5
990-5020-150	1/2"-20 x 1-1/2" HEX - GRADE 8
990-7510-300	3/4"-10 x 3" HEX - GRADE 5
990-7510-350	3/4"-10 x 3-1/2" HEX - GRADE 5



HUB PARTS

PIT EQUIPMENT

BRAKE PARTS

UPPER ARMS

LOWER ARMS

SPRING PARTS

SHOCK MOUNTS

STEERING PARTS

STABILIZER PARTS

TRAILING ARMS

TIE ROD TUBES

SPINDLES

FLOATER PARTS

REAR SUSPENSION

HEIM JOINTS

MOTOR MOUNTS

CHASSIS BRACKETS

ACCESSORIES

THROTTLE PARTS

BATTERY BOXES

DRAG RACING PARTS

HARDWARE

SPACERS & REDUCERS

INDEX



990-0106

ALUMINUM MALE WELD IN BUNG-6

990-3718-PIPE

3/8" ALUMINUM PIPE PLUG FOR QC

NYLOK NUTS

990-2520-4	1/4" x 20
990-3716-4	3/8" x 16
990-3724-4	3/8" x 24
990-6211-4	5/8" x 11
990-6218-4	5/8" x 18
990-6218-5	5/8" x 18
990-7510-4	3/4" x 10
990-7516-5	3/4" x 16

WASHERS



990-2500	1/4" SAE FLAT
990-3700	3/8" FLAT
990-5000	1/2" SAE FLAT WASHER FOR U-BOLTS

JAM NUTS



HOLE	SIZE THREAD	HAND	PART #
1/4"	28	RH	990-2528-2R
1/4"	28	LH	990-2528-2L
5/16"	24	RH	990-3124-2R
5/16"	24	LH	990-3124-2L
3/8"	24	RH	990-3724-2R
3/8"	24	LH	990-3724-2L
7/16"	20	RH	990-4320-2R
7/16"	20	LH	990-4320-2L
1/2"	20	RH	990-5020-2R
1/2"	20	LH	990-5020-2L
5/8"	18	RH	990-6218-2R
5/8"	18	LH	990-6218-2L
11/16"	18	RH	990-6818-2R
11/16"	18	LH	990-6818-2L
3/4"	16	RH	990-7516-2R
3/4"	16	LH	990-7516-2L
7/8"	9	RH	990-8709-2R
1"	8	RH	990-9908-2R



990-2531-100A

1/4" ALUMINUM COUNTERSUNK WASHER
1" DIAMETER



990-3137-137A

5/16" ALUMINUM COUNTERSUNK WASHER
1-3/8" DIAMETER



SPACERS & REDUCERS

WELD NUTS




999-2520-050	1/4" x 20 THREAD - 1/2" OD
999-3118-050	5/16" x 18 THREAD - 1/2" OD
999-3716-050	3/8" x 16 THREAD - 1/2" OD
999-3724-034	3/8" x 24 THREAD x 11/32" LONG
999-3724-062	3/8" x 24 THREAD x 1/2" STEP x 5/8" LONG
999-4320-037	7/16" x 20 THREAD x 3/8" LONG

- HUB PARTS
- PIT EQUIPMENT
- BRAKE PARTS
- UPPER ARMS
- LOWER ARMS
- SPRING PARTS
- SHOCK MOUNTS
- STEERING PARTS
- STABILIZER PARTS
- TRAILING ARMS
- TIE ROD TUBES
- SPINDLES
- FLOATER PARTS
- REAR SUSPENSION
- HEIM JOINTS
- MOTOR MOUNTS
- CHASSIS BRACKETS
- ACCESSORIES
- THROTTLE PARTS
- BATTERY BOXES
- DRAG RACING PARTS
- HARDWARE
- SPACERS & REDUCERS**
- INDEX

THREADED INSERTS

999-2533-662	1/2" x 20 THREAD FOR 1" x .095" TUBE
999-2533-663	5/8" x 18 THREAD FOR 1" X .095" TUBE
999-2533-664	5/8" x 18 THREAD FOR 1-1/4" X .095" TUBE
999-2533-665	1/2" x 13 THREAD FOR 1-1/4" x .095" TUBE



999-3118-1x1
WELD NUT PLATE FOR 1 x 1 x .065" TUBE



999-3406-225
RIGIDITY BAR MOUNTING BOSS FOR 3/8" BOLT - 5/8" OD x .406" ID x 2.250" LONG



999-3506-050
STEP BUSHING - STEEL 5/8" TO 1/2" W/.500" FLANGE, INCREASES TRAVEL ON 5/8" HEIM

999-3627-050
STEP BUSHING - STEEL 3/4" TO 5/8" W/.500" FLANGE, INCREASES TRAVEL ON 3/4" HEIM

999-5506-072A
STEP SPACER FOR 68-73 MUSTANG LOWER



999-3506-030
INNER TIE ROD REDUCER 5/8" TO 1/2"



999-3506-075
REDUCER 5/8" TO 1/2"

999-3627-087
REDUCER 3/4" TO 5/8"

SPACERS & REDUCERS



STEP SPACERS AND STEP BUSHINGS

PART #	DESCRIPTION
999-3506-020	STEP BUSHING 5/8" TO 1/2" WITH .200 FLANGE - STEEL
999-3506-040	STEP BUSHING 5/8" TO 1/2" WITH .400 FLANGE - STEEL
999-3507-010	STEP SPACER 1/2" ID x 3/4" STEP x .10 FLANGE - STEEL
999-3507-025	STEP SPACER 1/2" ID x 3/4" STEP x .25 FLANGE - STEEL
999-3507-025A	STEP SPACER 1/2" ID x 3/4" STEP x .25 FLANGE - ALUMINUM
999-3507-075	STEP BUSHING 1/2" ID x 3/4" STEP x .75 FLANGE - STEEL
999-3627-025	STEP SPACER 5/8" ID x 3/4" STEP x .25 FLANGE - STEEL
999-5506-050	STEP SPACER 1/2" ID x 5/8" STEP x .50 FLANGE - STEEL
999-5507-056A	STEP BUSHING 1/2" ID x 3/4" STEP x .56 FLANGE - ALUMINUM



999-3716-1x1

3/8"-16 PLATE NUT FOR 1 x 1 SQUARE - STEEL



999-4506-100


TAPERED THREADED BOSS WITH TAPPED 1/2" HOLE - 1-1/4" OD x 1" LONG



999-4506-100-1

TAPERED THREADED BOSS WITH TAPPED 1/2" HOLE - 1-1/4" OD x 1" LONG - NOTCHED

MOTOR MOUNT SPACERS



999-5501-037A

3/8" THICK ALUMINUM SPACER 1-1/2" OD x 1/2" ID

999-5501-050A

1/2" THICK ALUMINUM SPACER 1-1/2" OD x 1/2" ID

999-5501-075A

3/4" THICK ALUMINUM SPACER 1-1/2" OD x 1/2" ID



999-4507-075

HOOD PIN BOSS 1/2" x 20 THREAD x 3/4" LONG

999-4376-075

THREADED BOSS 3/8" x 24 THREAD x 3/4" LONG - 5/8" OD

HUB PARTS

PIT EQUIPMENT

BRAKE PARTS

UPPER ARMS

LOWER ARMS

SPRING PARTS

SHOCK MOUNTS

STEERING PARTS

STABILIZER PARTS

TRAILING ARMS

TIE ROD TUBES

SPINDLES

FLOATER PARTS

REAR SUSPENSION

HEIM JOINTS

MOTOR MOUNTS

CHASSIS BRACKETS

ACCESSORIES

THROTTLE PARTS

BATTERY BOXES

DRAG RACING PARTS

HARDWARE

SPACERS & REDUCERS

INDEX



SPACERS & REDUCERS

- HUB PARTS
- PIT EQUIPMENT
- BRAKE PARTS
- UPPER ARMS
- LOWER ARMS
- SPRING PARTS
- SHOCK MOUNTS
- STEERING PARTS
- STABILIZER PARTS
- TRAILING ARMS
- TIE ROD TUBES
- SPINDLES
- FLOATER PARTS
- REAR SUSPENSION
- HEIM JOINTS
- MOTOR MOUNTS
- CHASSIS BRACKETS
- ACCESSORIES
- THROTTLE PARTS
- BATTERY BOXES
- DRAG RACING PARTS
- HARDWARE
- SPACERS & REDUCERS**
- INDEX

STEP SPACERS



999-5506-131A

1/2" ID x 5/8" STEP x 1-5/16" LONG - ALUMINUM

999-5507-125A

1/2" ID x 3/4" STEP x 1-1/4" LONG - ALUMINUM

999-5507-125

1/2" ID x 3/4" STEP x 1-1/4" LONG - STEEL

999-5627-114A

STEP SPACER FOR 32-0360-A MB HOUSING

999-5627-122A

STEP SPACER FOR 32-0360-B MB HOUSING

SHOCK MOUNT SPACERS



999-5507-021	1/2" ID x 3/4" OD x .217" LONG
999-5507-025	1/2" ID x 3/4" OD x .25" LONG
999-5507-050	1/2" ID x 3/4" OD x .50" LONG
999-5507-075	1/2" ID x 3/4" OD x .75" LONG

999-5621-043

TAPERED SPACER - 5/8" ID x 7/16" LONG

999-5621-018

TAPERED SPACER - 5/8" ID x .180" LONG



SPACERS & REDUCERS



TAPERED SPACERS

999-6501-025	1/2" ID x 1" OD x 1/4" THICK
999-6621-025	5/8" ID x 1-1/4" OD x 1/4" THICK
999-6751-025	3/4" ID x 1-1/2" OD x 1/4" THICK



999-6751-062

TAPERED SPACER FOR 3/4" ID x 5/8" LONG

999-6621-062

TAPERED SPACER FOR 5/8" ID x 1-1/4" OD x 5/8" LONG

999-6751-087-A

TAPERED SPACER FOR 3/4" ID x 7/8" LONG - ALUMINUM

SPACERS FOR CENTER SECTION BRACKETS



ALUMINUM	STEEL	DESCRIPTION
	999-5751-012	3/4" ID x 1" OD x .125" LONG
	999-5751-025	3/4" ID x 1" OD x 1/4" LONG
999-5751-030A	999-5751-030	3/4" ID x 1" OD x .307" LONG
999-5751-043A		3/4" ID x 1" OD x .432" LONG
999-5751-050A	999-5751-050	3/4" ID x 1" OD x 1/2" LONG
999-5751-062A		3/4" ID x 1-1/4" OD x 5/8" LONG
999-5751-075A	999-5751-075	3/4" ID x 1" OD x 3/4" LONG
999-5751-100A	999-5751-100	3/4" ID x 1" OD x 1" LONG
999-5751-112A		3/4" ID x 1-1/4" OD x 1-1/8" LONG
999-5751-137A		3/4" ID x 1-1/4" OD x 1-3/8" LONG
	999-5751-140	3/4" ID x 1" OD x 1.400" LONG
999-5751-150A	999-5751-150	3/4" ID x 1" OD x 1-1/2" LONG
	999-5751-200	3/4" ID x 1" OD x 2" LONG
999-5751-262A		3/4" ID x 1-1/4" OD x 2-5/8" LONG
999-5751-318A	999-5751-318	3/4" ID x 1" OD x 3-3/16" LONG

HUB PARTS

PIT EQUIPMENT

BRAKE PARTS

UPPER ARMS

LOWER ARMS

SPRING PARTS

SHOCK MOUNTS

STEERING PARTS

STABILIZER PARTS

TRAILING ARMS

TIE ROD TUBES

SPINDLES

FLOATER PARTS

REAR SUSPENSION

HEIM JOINTS

MOTOR MOUNTS

CHASSIS BRACKETS

ACCESSORIES

THROTTLE PARTS

BATTERY BOXES

DRAG RACING PARTS

HARDWARE

SPACERS & REDUCERS

INDEX



SPACERS & REDUCERS

PART #	DESCRIPTION
999-2000	ZERK 1/4" x 28 THREAD
999-2520-050	WELD NUT 1/4" x 20 THREAD - 1/2" OD
999-2533-662	THREADED INSERT 1/2" x 20 THREAD FOR 1" x .095" TUBE
999-2533-663	THREADED INSERT 5/8" x 18 THREAD FOR 1" x .095" TUBE
999-2533-664	THREADED INSERT 5/8" x 18 THREAD FOR 1-1/4" x .095" TUBE
999-2533-665	THREADED INSERT 1/2" x 13 THREAD FOR 1-1/4" x .095" TUBE
999-3118-050	WELD NUT 5/16" x 18 THREAD - 1/2" OD
999-3118-1x1	WELD PLATE 5/16" x 18 THREAD FOR 1 x 1 x .065" TUBE
999-3406-225	STEP BUSHING 5/8" OD x .406" ID x 2.250" LONG STEP - STEEL
999-3445-080	C/O SHOCK EYE REDUCER 1/2" TO 7/16" - 1/2" OD x .440" ID x .080" THICK FLG
999-3506-020	STEP BUSHING 5/8" TO 1/2" WITH .200" FLANGE - STEEL
999-3506-030	INNER TIE ROD REDUCER 5/8" TO 1/2"
999-3506-040	STEP BUSHING 5/8" TO 1/2" WITH .400" FLANGE - STEEL
999-3506-050	STEP BUSHING 5/8" TO 1/2" WITH .500" FLANGE - STEEL
999-3506-075	REDUCER 5/8" TO 1/2"
999-3507-010	STEP SPACER 1/2" ID x 3/4" STEP x .10" FLANGE - STEEL
999-3507-025	STEP SPACER 1/2" ID x 3/4" STEP x .25" FLANGE - STEEL
999-3507-025A	STEP SPACER 1/2" ID x 3/4" STEP x .25" FLANGE - ALUMINUM
999-3507-075	STEP SPACER 1/2" ID x 3/4" STEP x .75" FLANGE - STEEL
999-3508-225	SPACER 2-1/4" LONG x 7/8" OD - STEEL
999-3627-025	STEP SPACER 5/8" ID x 3/4" STEP x .25" FLANGE - STEEL
999-3627-050	STEP BUSHING 3/4" TO 5/8" WITH .500" FLANGE - STEEL
999-3627-087	REDUCER 3/4" TO 5/8"
999-3716-1x1	3/8"-16 PLATE NUT FOR 1" x 1" SQUARE - STEEL
999-3716-050	WELD NUT 3/8" x 16 THREAD - 1/2" OD
999-3724-034	WELD NUT 3/8" x 24 THREAD x 11/32" LONG
999-3724-062	WELD NUT 3/8" x 24 THREAD x 1/2" STEP x 5/8" LONG
999-4320-037	WELD NUT 7/16" x 20 THREAD x 3/8" LONG
999-4376-075	THREADED BOSS 3/8" x 24 THREAD x 3/4" LONG x 5/8" OD
999-4501-100	THREADED STEP BUSHING 1/2" x 13 THREAD - STEEL
999-4506-100	TAPERED THREADED BOSS 1/2" x 13 THREAD x 1-1/4" OD x 1" LONG
999-4506-100-1	TAPERED THREADED BOSS 1/2" x 13 THREAD x 1-1/4" OD x 1" LONG NOTCHED
999-4506-300	HOOD PIN BOSS 1/2" x 20 RH THREAD x 5/8" OD x 3" LONG
999-4507-075	HOOD PIN BOSS 1/2" x 20 THREAD x 3/4" LONG
999-4507-125	THREADED BOSS 1/2" x 20 THREAD x 1-1/4" LONG
999-4507-150	THREADED BOSS 1/2" x 20 THREAD x 1-1/2" LONG
999-4507-200	THREADED BOSS 1/2" x 20 THREAD x 2" LONG
999-4507-225	THREADED BOSS 1/2" x 20 THREAD x 2-1/4" LONG
999-4507-250	THREADED STEP BUSHING 1/2" x 13 THREAD WITH 3/4" STEP x 2-1/2" LONG
999-4508-225	THREADED BOSS 1/2" x 20 THREAD x 2-1/4" LONG x 7/8" OD
999-4628-150	THREADED BOSS 5/8" x 18 THREAD x 1-1/2" LONG
999-4628-200	THREADED BOSS 5/8" x 18 THREAD x 2" LONG
999-4628-300	THREADED BOSS 5/8" x 18 THREAD x 3" LONG
999-4751-100	THREADED BOSS 3/4" x 16 THREAD x 1" LONG
999-4751-125	THREADED BOSS 3/4" x 16 THREAD x 1-1/4" LONG
999-4751-175	THREADED BOSS 3/4" x 16 THREAD x 1-3/4" LONG
999-4751-200	THREADED BOSS 3/4" x 16 THREAD x 2" LONG
999-4751-225	THREADED BOSS 3/4" x 16 THREAD x 2-1/4" LONG
999-4751-275	THREADED BOSS 3/4" x 16 THREAD x 2-3/4" LONG
999-4751-300	THREADED BOSS 3/4" x 16 THREAD x 3" LONG
999-4751-400	THREADED BOSS 3/4" x 16 THREAD x 4" LONG
999-5315-037	SPACER 5/16" ID x 1/2" OD x 3/8" LONG - STEEL
999-5376-150	BUSHING 3/8" ID x 5/8" OD x 1-1/2" LONG - STEEL
999-5436-022	SPACER 7/16" ID x 5/8" OD x .219" LONG - STEEL
999-5501-037A	SPACER 1/2" ID x 1-1/2" OD x 3/8" LONG - ALUMINUM
999-5501-050A	SPACER 1/2" ID x 1-1/2" OD x 1/2" THICK - ALUMINUM
999-5501-075A	SPACER 1/2" ID x 1-1/2" OD x 3/4" THICK - ALUMINUM
999-5506-050	SPACER 1/2" ID x 5/8" STEP x .50" FLANGE - STEEL
999-5506-072A	STEP SPACER FOR 68-73 MUSTANG LOWER - ALUMINUM
999-5506-082A	STEP SPACER 1/2" ID x 5/8" STEP x .820" LONG - ALUMINUM
999-5506-088A	STEP SPACER 1/2" ID x 5/8" STEP x .880" LONG - ALUMINUM
999-5506-118A	STEP SPACER 1/2" ID x 5/8" STEP x 1.180" LONG - ALUMINUM
999-5506-125A	STEP SPACER 1/2" ID x 5/8" STEP x 1.250" LONG - ALUMINUM

- HUB PARTS**
- PIT EQUIPMENT**
- BRAKE PARTS**
- UPPER ARMS**
- LOWER ARMS**
- SPRING PARTS**
- SHOCK MOUNTS**
- STEERING PARTS**
- STABILIZER PARTS**
- TRAILING ARMS**
- TIE ROD TUBES**
- SPINDLES**
- FLOATER PARTS**
- REAR SUSPENSION**
- HEIM JOINTS**
- MOTOR MOUNTS**
- CHASSIS BRACKETS**
- ACCESSORIES**
- THROTTLE PARTS**
- BATTERY BOXES**
- DRAG RACING PARTS**
- HARDWARE**
- SPACERS & REDUCERS**
- INDEX**

SPACERS & REDUCERS



PART #	DESCRIPTION
999-5506-131A	STEP SPACER 1/2" ID x 5/8" STEP x 1-5/16" LONG - ALUMINUM
999-5506-132	STEP BUSHING FOR 65-78 FORD - STEEL
999-5506-132A	STEP BUSHING FOR 65-78 FORD - ALUMINUM
999-5507-021	SPACER 3/4" OD x 1/2" ID x .217" LONG - STEEL
999-5507-025	SPACER 3/4" OD x 1/2" ID x 1/4" LONG - STEEL
999-5507-050	SPACER 3/4" OD x 1/2" ID x 1/2" LONG - STEEL
999-5507-056A	STEP BUSHING 1/2" ID x 3/4" DIA x .560" FLANGE - ALUMINUM
999-5507-062A	STEP SPACER 5/8" LONG, 1/2" HOLE - CAMARO/NOVA UMP LOWER - ALUM
999-5507-075	SPACER 3/4" OD x 1/2" ID x 3/4" LONG - STEEL
999-5507-082A	STEP SPACER FOR METRIC TRAILING ARM PIVOT 1/2" ID x 3/4" STEP - ALUM
999-5507-092A	STEP BUSHING FOR 46-0343 TRAILING ARM BUSHING - ALUMINUM
999-5507-123A	STEP SPACER FOR FORD PIVOT - ALUMINUM
999-5507-125	STEP SPACER 1/2" ID x 3/4" STEP x 1-1/4" LONG - STEEL
999-5507-125A	STEP SPACER 1/2" ID x 3/4" STEP x 1-1/4" LONG - ALUMINUM
999-5507-162A	STEP SPACER 1-5/8" LONG, 1/2" HOLE - CAMARO/NOVA UMP LOWER - ALUM
999-5508-225	SPACER 17/32" ID x 7/8" OD x 2-1/4" LONG - STEEL
999-5537-018	SPACER 17/32" ID x 3/4" OD x 3/16" LONG - STEEL
999-5537-112A	SPACER 17/32" ID x 3/4" OD x 1-1/8" LONG - ALUMINUM
999-5537-148	SPACER 17/32" ID x 3/4" OD x 1.480" LONG - STEEL
999-5537-150	SPACER 17/32" ID x 3/4" OD x 1-1/2" LONG - STEEL
999-5537-170	SPACER 17/32" ID x 3/4" OD x 1.700" LONG - STEEL
999-5537-175	SPACER 17/32" ID x 3/4" OD x 1-3/4" LONG - STEEL
999-5537-175A	SPACER 17/32" ID x 3/4" OD x 1-3/4" LONG - ALUMINUM
999-5566-088A	STEP BUSHING 9/16" ID x 5/8" STEP x 7/8" LONG - ALUMINUM
999-5567-082A	STEP SPACER 9/16" ID x 3/4" STEP x .825" LONG - ALUMINUM
999-5567-092A	STEP BUSHING FOR 46-0370 & 46-0343 TRAILING ARM BUSHING - ALUMINUM
999-5621-018	SPACER 5/8" ID TAPERED 1" OD x .180 LONG - STEEL
999-5621-043	TAPERED SPACER 5/8" ID x 7/16" LONG - STEEL
999-5627-092A	STEP BUSHING FOR #370 TRAILING ARM BUSHING - ALUMINUM
999-5627-114A	STEP SPACER FOR 32-0360-A MONOBALL HOUSING - ALUMINUM
999-5627-122A	STEP SPACER FOR 32-0360-B MONOBALL HOUSING - ALUMINUM
999-5628-175	SPACER 5/8" ID x 7/8" OD x 1-3/4" LONG FOR NYLON TA END - STEEL
999-5638-037	IDLER ARM CENTER LINK SPACER .375" - STEEL
999-5638-070	IDLER ARM CENTER LINK SPACER .700" - STEEL
999-5751-012	SPACER 3/4" ID x .125" LONG - STEEL
999-5751-025	SPACER 3/4" ID x .250" LONG - STEEL
999-5751-030	SPACER 3/4" ID x .307" LONG - STEEL
999-5751-030A	SPACER 3/4" ID x .307" LONG - ALUMINUM
999-5751-043A	SPACER 3/4" ID x .432" LONG - ALUMINUM
999-5751-050	SPACER 3/4" ID x 1/2" LONG - STEEL
999-5751-050A	SPACER 3/4" ID x 1/2" LONG - ALUMINUM
999-5751-062A	SPACER 3/4" ID x 1-1/4" OD x 5/8" LONG - ALUMINUM
999-5751-075	SPACER 3/4" ID x 3/4" LONG - STEEL
999-5751-075A	SPACER 3/4" ID x 3/4" LONG - ALUMINUM
999-5751-100	SPACER 3/4" ID x 1" LONG - STEEL
999-5751-100A	SPACER 3/4" ID x 1" LONG - ALUMINUM
999-5751-112A	SPACER 3/4" ID x 1-1/4" OD x 1-1/8" LONG - ALUMINUM
999-5751-137A	SPACER 3/4" ID x 1-1/4" OD x 1-3/8" LONG - ALUMINUM
999-5751-137T	TEFLON BUSHING FOR UPPERS
999-5751-140	SPACER 3/4" ID x 1" OD x 1.400" LONG - STEEL
999-5751-150	SPACER 3/4" ID x 1-1/2" LONG - STEEL
999-5751-150A	SPACER 3/4" ID x 1-1/2" LONG - ALUMINUM
999-5751-200	SPACER 3/4" ID x 1" OD x 2" LONG - STEEL
999-5751-262A	SPACER 3/4" ID x 1-1/4" OD x 2-5/8" LONG - ALUMINUM
999-5751-318	SPACER 3/4" ID x 3-3/16" LONG - STEEL
999-5751-318A	SPACER 3/4" ID x 3-3/16" LONG - ALUMINUM
999-6501-025	TAPERED SPACER 1/2" ID x 1" OD x 1/4" THICK - STEEL
999-6621-025	TAPERED SPACER 5/8" ID x 1-1/4" OD x 1/4" THICK - STEEL
999-6621-062	TAPERED SPACER 5/8" ID x 1-1/4" OD x 5/8" LONG - STEEL
999-6751-025	TAPERED SPACER 3/4" ID x 1-1/2" OD x 1/4" THICK - STEEL
999-6751-062	TAPERED SPACER FOR 3/4" ID x 5/8" LONG - STEEL
999-6751-087A	TAPERED SPACER 3/4" ID x 7/8" LONG - ALUMINUM

- HUB PARTS**
- PIT EQUIPMENT**
- BRAKE PARTS**
- UPPER ARMS**
- LOWER ARMS**
- SPRING PARTS**
- SHOCK MOUNTS**
- STEERING PARTS**
- STABILIZER PARTS**
- TRAILING ARMS**
- TIE ROD TUBES**
- SPINDLES**
- FLOATER PARTS**
- REAR SUSPENSION**
- HEIM JOINTS**
- MOTOR MOUNTS**
- CHASSIS BRACKETS**
- ACCESSORIES**
- THROTTLE PARTS**
- BATTERY BOXES**
- DRAG RACING PARTS**
- HARDWARE**
- SPACERS & REDUCERS**
- INDEX**



A

Accessories 82, 83, 84
Air cleaner nuts 83
Anti-dive slugs 79
Axle bearing retainers 88

B

Ball joint sleeves 48, 49
Ball joint sockets 7, 49
Ball joints 47, 48, 49, 50
Battery boxes 86
 Replacement parts 86
Birdcage lockup clamps 54
Birdcage lockup tabs 54
Body mounting tabs 78
Bolts 89
Brackets and tabs 76, 77, 78, 79, 80, 81, 82
Brake bias adjusters 8
Brake bleeders 9
Brake fitting clips 9
Brake fittings 9
Brake floater assembly 13
Brake fluid 8
Brake hoses 8
Brake line fittings 9
Brake line tabs 8
Brake parts 8, 9, 10, 11, 12, 13
Brake pedals 87
Brake rods 87
Bump steer spacer kits 45, 53
Bump steer spacers 45, 53
Bumper braces 76
Bungs 89
Bushing ends 64
Bushings 33, 90, 91, 94, 95
 Carburetor 85
 For control arms 33
 Nylon 39, 87, 88
 Rubber 27, 32, 58
 Steering shaft 88
 Step 90, 91, 94, 95
 Tapered 53
 Teflon 95

C

C-link mounts 56
Caliper bolts 8
Caliper brackets 10, 11, 12, 13
Camber shims 78
Caps 81
Carburetor bushings 85
Carburetor jet plates 84
Caster slugs 15, 17, 20, 22
Center link spacers 95
Center section brackets 63, 64
 Replacement parts 63

Chassis braces 76
Chassis brackets & tabs
 76, 77, 78, 79, 80, 81, 82
Clamps 54, 55, 62
Clips 9, 40, 46, 82
Clutch angled pedals 87
Clutch cross shafts 87
Clutch pedals 87
Clutch rods 88
Coil over parts 36
Coil spring parts 36, 37, 38, 39
Couplers 44

D

Door hinge kits 88
Drag race lower shock mounts 88
Drag racing parts 87, 88
Drive shaft hoops 80
Dust covers 6

E

Engine lift plates 84
Engine stabilizers 88
Eye bolts 46

F

Firewall bearings 43
Flanges 75
Floater parts 54
Floater tabs 54
Floaters 54, 65
Ford water neck housing and parts 84

G

Gas pedals 85, 87
Gussets 80

H

Hair pin clips 82
Hardware 89
Hat spacers 6
Heim joints 67, 68, 69
Heims for steering shafts 43
Hood pin bosses 83, 91, 94
Hood pins 82, 83

I

Ignition box mounting brackets 82
Ignition box plates 82
Inner shafts 15, 17, 20, 21, 22
Inner tie rod reducers 90
Inner tie rods 45
Inserts 90, 94

HUB PARTS

PIT EQUIPMENT

BRAKE PARTS

UPPER ARMS

LOWER ARMS

SPRING PARTS

SHOCK MOUNTS

STEERING PARTS

STABILIZER PARTS

TRAILING ARMS

TIE ROD TUBES

SPINDLES

FLOATER PARTS

REAR SUSPENSION

HEIM JOINTS

MOTOR MOUNTS

CHASSIS BRACKETS

ACCESSORIES

THROTTLE PARTS

BATTERY BOXES

DRAG RACING PARTS

HARDWARE

SPACERS & REDUCERS

INDEX

**J**

Jack bolt bosses 38
 Jack bolts 38
 Jack screw plates 36
 Jam nuts 89

L

Ladder bar adjusters 88
 Leaf spring mounts 57
 Lift bar stabilizers 54
 Lower control arm mounts 29
 Lower control arms
 27, 28, 29, 30, 31, 32, 33, 34, 35
 ASA & asphalt style 30
 Dirt style 29, 31
 Drag racing 87
 Rectangular tube 27
 Replacement parts 27, 28, 31, 32, 33, 34, 35
 Round tube 28, 29
 UMP lower control arms 35
 Replacement parts 35
 Stickers 34
 Unistrut 33
 Lug nuts 5

M

Metric calipers 9
 Mid plates 72, 73, 75
 Mini spools 95
 Monoball housings 47, 48, 69
 Monoball joint kits 47, 48
 Monoball pins 49, 50
 Motor mount spacers 72, 91, 94
 Motor mounts 70, 71, 72, 73, 74, 75
 Motor plate mounting tabs 75, 76
 Motor plates 70, 71, 72, 73, 74, 75
 Mounting brackets 81

N

Novis cleaner 84
 Nylon blocks 39
 Nylon bushing ends 64
 Nylon bushings 39, 87
 Nylon leaf spring bushings 39
 Nylon steering shaft bushings 88

P

Panhard bar adjusters 58
 Panhard bar brackets 62
 Panhard bar mount frame ends 62
 Panhard bar mounts 59, 60, 61, 62, 63
 Panhard bars and replacement parts 58
 Pedal brackets 79
 Pedal mounts 77
 Pedals 87
 Pinion mounts 59

Pipe plugs 89
 Piston spacers 8
 Pit equipment 7
 Pull bar tabs 57

Q

Quick release hubs 43
 Quick steer mounts 76

R

Rack & pinion mounts 43
 Rack plates 43
 Rack shim plates 43
 Rear suspension parts
 55, 56, 57, 58, 59, 60, 61, 62, 63, 64, 65, 66
 Reducers 90, 91, 92, 93, 94, 95
 Reinforcement plates 80, 81
 Replacement bushings for control arms 33
 Retainer clamps 54
 Retainer clips 40, 46
 Rigidity bar mounting bosses 90
 Rigidity bar mounts 76
 Rod ends 27, 28, 31, 32, 43, 67, 68, 69
 Rubber bushing holders 27, 32
 Rubber bushings 27, 32, 58
 Rubber trailing arm ends 64

S

Scuff plates 82
 Seat belt tabs 77
 Serrated blocks 61, 78
 Serrated plates 61
 Serrated washers 78
 Shaft supports 43, 88
 Shock and rigidity bar mounts 40
 Shock bracket mounts 88
 Shock mount spacers 42, 92
 Shock mounts 40, 41, 42, 54, 56, 88
 Clamp-on coil spring trailing arm mounts
 54, 56
 Drag race 88
 Lower coil over shock mounts 40, 42
 Rear shock mounts 42
 Round tube clamp-on 41
 Square tube clamp-on 41
 Tapered 42
 Upper coil over shock mounts 40
 Weld-on 42
 Weld-on shock and c/o eliminator mount 54
 Shock pins 40
 Shock tops 36
 Slider bolts 39
 Slugs
 Anti-dive 79
 Caster 15, 17, 20, 22
 Snubber mount brackets 63

HUB PARTS**PIT EQUIPMENT****BRAKE PARTS****UPPER ARMS****LOWER ARMS****SPRING PARTS****SHOCK MOUNTS****STEERING PARTS****STABILIZER PARTS****TRAILING ARMS****TIE ROD TUBES****SPINDLES****FLOATER PARTS****REAR SUSPENSION****HEIM JOINTS****MOTOR MOUNTS****CHASSIS BRACKETS****ACCESSORIES****THROTTLE PARTS****BATTERY BOXES****DRAG RACING PARTS****HARDWARE****SPACERS & REDUCERS****INDEX**



INDEX

- HUB PARTS**
- PIT EQUIPMENT**
- BRAKE PARTS**
- UPPER ARMS**
- LOWER ARMS**
- SPRING PARTS**
- SHOCK MOUNTS**
- STEERING PARTS**
- STABILIZER PARTS**
- TRAILING ARMS**
- TIE ROD TUBES**
- SPINDLES**
- FLOATER PARTS**
- REAR SUSPENSION**
- HEIM JOINTS**
- MOTOR MOUNTS**
- CHASSIS BRACKETS**
- ACCESSORIES**
- THROTTLE PARTS**
- BATTERY BOXES**
- DRAG RACING PARTS**
- HARDWARE**
- SPACERS & REDUCERS**
- INDEX**

Spacers
 36, 37, 42, 53, 64, 72, 90, 91, 92, 93, 94, 95
 Bump steer spacers 45, 53
 Center link 95
 For center section brackets 64, 93, 95
 Motor mount 72
 Piston spacers 8
 Shock mount 42, 92, 95
 Spring spacers 37
 Step spacers 90, 92, 94, 95
 Tapered 93, 94, 95

Spear rods 65
 Spindle nut sockets 7, 53
 Spindle savers 53
 Spindles & spindle parts 53
 Spring buckets 36
 Spring mounts 56
 Spring pads 39
 Spring parts 36, 37, 38, 39
 Spring perches 39
 Spring plates 66
 Spring seat cages 37
 Spring seat rings 37
 Spring seats 35, 36, 37
 Spring shackles 39
 Spring slider assemblies 39
 Squaring plates 7
 Stabilizer bars & parts 46
 Steering column mounts 43
 Steering linkage 45
 Steering parts 43, 44, 45
 Steering shaft bushings 88
 Steering shaft supports 76
 Steering shafts 43
 Strut end mount brackets 32
 Strut rod bosses 28, 31, 32
 Strut rod ends 27, 31, 32
 Strut tabs 32
 Studs 5, 45, 49, 50
 Sway bar adjusters and replacement parts 46
 Swedge tubes 51
 Swing arm birdcages 65
 Swing arms 65

T

Tabs 57, 62, 76, 77, 78, 80, 81
 Body mounting 78
 Break line 8
 Chassis 76, 77, 78, 80, 81
 For panhard bar mounts 62
 Motor plate mounting 76
 Pull bar 57
 Tang washers 60
 Third link torque absorber kits 63
 Threaded bosses 94
 Threaded inserts 90, 94
 Throttle rods and parts 85
 Tie rod sleeves 45
 Tie rods 45, 52

Toe adjusters 45, 67
 Toe plates & accessories 7
 Torque arm brackets 66
 Torsion clips 82
 Track locator brackets 66, 88
 Trailing arm ends 64
 Trailing arm mounts 56, 57
 Trailing arm pivot kits 57
 Trailing arms 51
 Triangles 80
 Tube clamps 55
 Tubes 51, 52
 Tubing caps 81
 Turnbuckles 33, 67

U

U-bolts 38
 U-joints 44
 UMP lower control arms and parts 35
 UMP stickers 34
 Upper control arm mounts 78, 79
 Upper control arms
 14, 15, 16, 17, 18, 19, 20, 21, 22, 23, 24, 25, 26
 Adjustable 25
 Heim joint 26
 Inner shaft style control arms & parts
 15, 16, 17, 18, 19, 20, 21, 22, 23, 24
 High misalignment monoball 19
 Monoball 20
 Needle bearing pivot bushing 22
 Slotted shaft 20, 22
 Wide split plate 18
 Special application, inner shaft style 23, 24
 Camaro style 24
 Metric chassis 23
 Pierce Chassis 23
 Street rod uppers 25

W

Washers 89
 Nylon 39
 Serrated 78
 Tang 60
 Water neck housing 84
 Weight jack bolts 38
 Weight mounts 41
 Weld nut plates 90, 94
 Weld nuts 90, 94
 Wheel adapters 6
 Wheel spacers 6
 Wheel studs 5
 Wheel supports 6

Z

Z-link clamps 62
 Zerks 94