



MODEL SPECIFIC GUIDE

Hidden Hinge Version

Model 2168 Ford F150 Std/Ext/Crew Cab

6.5' Short Bed 2015

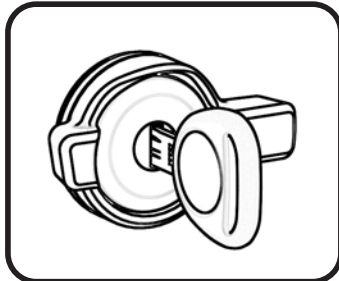


Note: This Cover will work with or without a tailgate step.



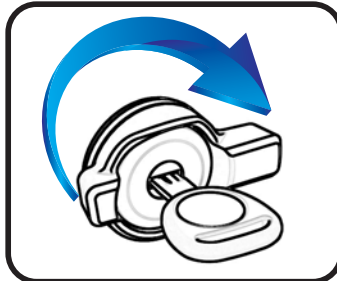
Program Your Key

WARNING
IF KEY IS NOT FULLY INSERTED PRIOR TO ROTATING - DAMAGE TO LOCK *WILL* OCCUR.



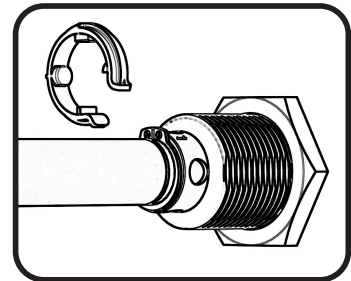
STEP ONE

REMOVE LABEL,
FULLY INSERT KEY



STEP TWO

ROTATE CLOCKWISE
180 DEGREES



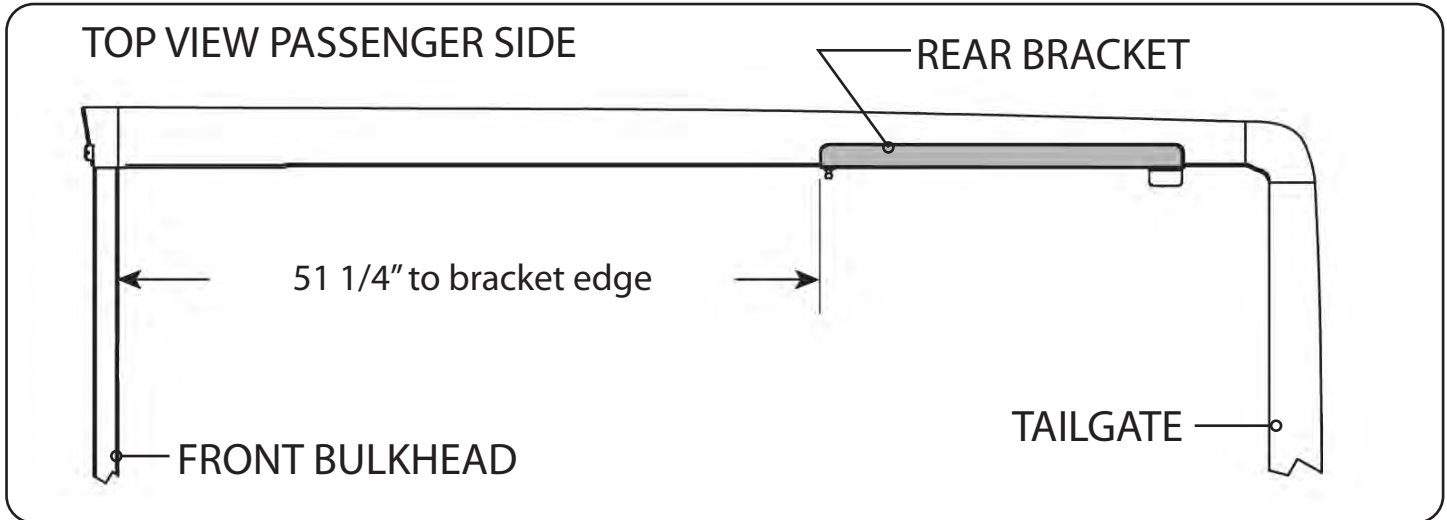
STEP THREE

REMOVE PLASTIC CLIP
BY PUSHING ON TABS.
DISCARD CLIP.

MODEL SPECIFIC GUIDE Hidden Hinge Version Model 2168 Ford F-150 6.5' Short Bed 2015

RE: Step 2 on the Quick Start Guide

Measurement for the rear mounting bracket is 51 1/4" from the back side of the bulkhead to the front edge of the bracket.



RE: Step 3 on the Quick Start Guide

Measurement for the front mounting bracket is 16 1/2" from the back side of the bulkhead to the end of the bracket.

The fit of the cover to the truck bed is determined by the front mounting brackets. This measurement is a good starting point. Unfortunately not all truck beds are assembled 100% square, so some adjustments may be necessary after the cover is set on the truck.

