

INSTALLATION INSTRUCTION

PART# VGFRG-1057SS | Front Runner SS

1. Remove the engine splash shield from underneath the vehicle.
2. Follow the installation process as depicted in the images.
3. After mounting the brackets, you may reattach the engine splash shield with cutouts for the bracket areas.



Fig. 1



Fig. 2




Fig. 3



Fig. 4




Fig. 5




Fig. 6



Fig. 7