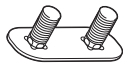
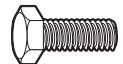






D141

PART #	DESCRIPTION	QTY	ITEM
S062	DOUBLE SLIDER 1 3/8" BOLT TO BOLT	1	
B065	5/16" X 1" HEX BOLT	2	
N005	5/16" NYLON NUT	4	
W008	5/16" X 3/4" WASHER	6	
A11	LADDER BASE	1	
A15	STOPPER	1	

ITEM NOT DRAWN TO SCALE

