

WE'RE
FORGING
SOMETHING
STRONGER
THAN ANY
TOOL.



RESPECT.

FORGING WRENCHES.

FORGING RATCHETS.

FORGING SOCKETS.

FORGING ATTACHMENTS.

FORGING RESPECT™.



FOR ALMOST 100 YEARS WE'VE BEEN INNOVATING, ENGINEERING, AND FORGING TOOLS THAT EXCEED WHERE OTHERS FAIL.

At Wright, our vision has always been to ensure confidence and protect those that are building our tomorrow. And when we do that, we're forging more than just tools. We're forging partnerships. We're forging respect. Something we don't intend to lose anytime soon.

Terry Taylor
CEO & PRESIDENT

Patricia Taylor
EXECUTIVE VICE PRESIDENT

Tom Futey
CHIEF FINANCIAL OFFICER

AMERICAN MADE QUALITY.

Since 1927, the Wright Tool Company has manufactured the highest quality hand tools in the industry. No exceptions. Upon striking the first forging here in Ohio, our tools have been engineered and crafted by hardworking Americans, for hardworking Americans. We have no intentions on slowing down either—Wright has continued to innovate when everyone else says “good enough”—and we have the patents to prove it. All of these are reasons why our tools aren’t inexpensive, because frankly, you get what you pay for. We forge tools for those who understand value isn’t represented by a price tag, but rather downtime and replacement.

Professionals working in the world’s harshest environments demand performance and safety that exceeds the standard, because failure is not an option. This is why we only use the best—Wright alloy steel. The use of our proprietary steel, precision heat treating, and advanced manufacturing techniques results in products of long life, durability and toughness. The end result are products built to exceed industry standards, because good enough is never good enough.

We finish that American innovation and hard work off with an equally hardworking lifetime warranty—one that you’ll likely never need.



WE CONFIDENTLY BACK OUR TOOLS WITH A LIFETIME WARRANTY

Therefore for as long as you own it, any product manufactured by Wright Tool which fails to render service due to defect in workmanship or materials will be replaced at no charge.

TOUGH TOOLS MADE FOR TOUGH WORK

Oil & Gas

Mining

Power

Construction

Military

Industrial MRO

Government

Automotive

WHEN YOU’VE BEEN FORGING FOR THIS
LONG, YOU LEARN A LOT. THE MOST
IMPORTANT? DON’T PUT YOUR NAME
ON SOMETHING THAT ISN’T THE BEST.

WRIGHT

WRIGHT GRIP™ 2.0

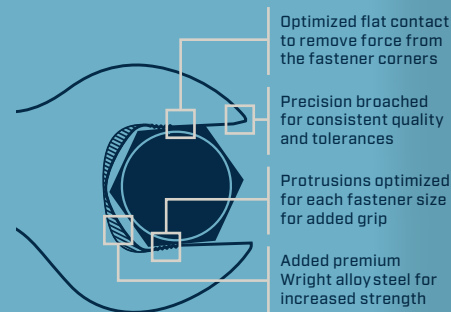
THE WRENCH THEY WERE AFRAID YOU'D FIND

Our advanced opening profile places more metal in high-stress areas to stiffen the jaws, increase tool strength and reduce permanent jaw spread—now a standard feature on the Wright open-end of combination wrenches. Precision placed protrusions are custom engineered for each wrench size to keep it seated on the fastener, increase torque and reduce slippage. Simply put, you won't find a better wrench. Period.

NOTICEABLE PERFORMANCE

50%
More protrusion engagement than all wrenches

80%
Stronger than all wrenches



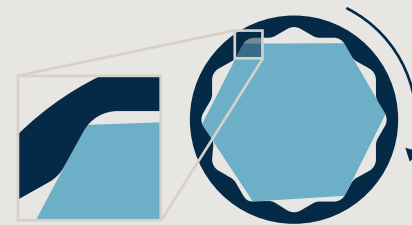
Learn more on page 81.



WRIGHT DRIVE®

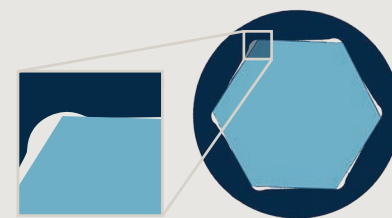
WE STRESSED THE DETAILS, SO YOU DON'T STRESS THE CORNERS.

The Wright Drive design distributes contact stress more effectively than any other wrench system available. It spreads stress evenly over a larger contact area and away from the fastener corners.



WRIGHT DRIVE® 12-POINT

The Wright Drive 12-point has up to ten times more tool-to-fastener contact area than conventional 12-point wrenches. This design improves fastener torque load while decreasing rounding and distortion of the fastener.



WRIGHT DRIVE® 6-POINT

The Wright Drive 6-point moves the contact area away from the corners, creating greater strength, more torque. Its circle diameter reduces fastener rounding and allows better grip on undersized fasteners and previously rounded corners.



NOTICEABLE PERFORMANCE

10x
More contact than conventional 12-point designs

1.7x
More contact than 2nd gen. AS954 12-point

Learn more on page 127.



PERFECT PERFORMANCE FOR ALL MOST 100 YEARS

**OUR MISSION IS TO
PERFECT PERFORMANCE**

We deliver this by forging the most innovative, tenacious wrenches, ratchets, sockets and attachments able to handle the world's toughest jobs. And we are committed to maintaining a readily available product line, so we can be counted on when needed most.

WE TAKE EXTRA STEPS TO BUILD TOOLS THAT ARE SAFER TO USE AND DESIGNED TO PREVENT TOOL FAILURE.

We engineer our tools for higher strength, better performance, longer-lasting durability and long-term reliability.

Some might say that we “over-engineer” our tools. We take that as a compliment. Where others might make a tool thinner to fit a tight space, we’ve designed a way to make the tool fit without sacrificing strength or contact area.

We are always looking out for the users of our products. We know that you need the safest possible tools in your arsenal. That’s why we don’t stop with “good enough.” We constantly strive to make our tools the safest in the industry.



THE WRIGHT WAY SAFETY PROGRAM

There's always the easy way, and then there's the Wright Way. Hard work has been more than just a slogan and 'easy' just isn't part of our family vocabulary. Getting the job done is the truest test of any tool, however, ensuring your safety is our company's purpose.



WE SHIP 98%

OF OUR TOOLS

WITHIN 36 HOURS.

BECAUSE PERFECTION

IS POINTLESS

IF IT'S NOT THERE

WHEN NEEDED.

TABLE OF CONTENTS

MASTER SETS

Mega Master Set.....	14
Master Sets	16
Intermediate Set.....	18
General Maintenance Set.....	20
Mechanics Set.....	21
General Service Set.....	22
Basic Service Set.....	23
Starter Set.....	24
Apprentice Set.....	25
Industrial Maintenance Set.....	26
Aircraft Mechanic's Set.....	27
Metric Add-On Set.....	28
Master Metric Maintenance Set.....	29
Metric Service Set.....	30
Metric Apprentice Set.....	31
Mega Master Set.....	32-35
Master Sets.....	39-41
Intermediate Set.....	44-46
General Maintenance Set.....	48
Mechanics Set.....	49
General Service Set.....	50
Basic Service Set.....	51
Starter Set.....	52
Apprentice Set.....	53
Industrial Maintenance Set.....	54
Aircraft Mechanic Set.....	55
Metric Add-On Set.....	56
Master Metric Maintenance Set.....	57
Metric Service Set.....	59
Metric Apprentice Set.....	60

TOOL CHESTS, CABINETS & BOXES

Cabinet Reference Diagram.....	64
Tool Chests & Roller Cabinets.....	65-74
Tool Chests, Roller Cabinets & Storage Boxes.....	75
Tool Storage Boxes.....	76
Clip Rails, Denim Tool Rolls & Pouches.....	78
Wrench Racks.....	79

WRENCHES

Wrench Sets.....	84-98
Combination Wrenches.....	100-104
Open-End Wrenches.....	106
Box End Wrenches.....	108
Flare Nut Wrenches.....	109

Flare Nut & Ratcheting Flare Nut Wrenches.....	110
Crowfoot Wrenches.....	111
Crowfoot & Service Wrenches.....	112
Adjustable Spanner Wrenches.....	113
Adjustable Wrenches.....	114
Pipe Wrenches.....	115
Flange Jack & Construction— Structural Wrenches.....	116
Construction—Structural Wrenches.....	117
Construction—Bull & Barrel Pins.....	118
Striking Wrenches.....	119-120
Strike-Free Leverage Wrenches & Ratcheting Box Wrenches.....	122
Ratcheting Box Wrenches.....	123-124

SOCKETS, RATCHETS & ATTACHMENTS

1/4" 1/4" Drive Sets.....	130-134
1/4" Drive Ratchets & Handles.....	135
1/4" Drive Handles & Attachments.....	136
1/4" Drive Sockets.....	138-140
1/4" Drive Hex & Screwdriver Sockets & Bits.....	141
1/4" Drive Screwdriver Sockets & Bits.....	142
1/4" Drive Torx® Sockets, Bits & Holders.....	143
3/8" 3/8" Drive Sets.....	144-154
3/8" Drive Crowfoot Wrench Sets.....	155
3/8" Drive socket sets & Impact & Power Socket Sets.....	156
3/8" Drive Impact & Power Socket Sets.....	158
3/8" Drive Ratchets & Renewal Kits.....	160-166
3/8" Drive Sockets.....	167-170
3/8" Drive Black Industrial Finish Sockets.....	172
3/8" Drive Impact Sockets.....	174
3/8" Drive Universal power Sockets.....	176
3/8" Drive Hex Sockets & Bits.....	177
3/8" Drive long Hex Sockets & Bits.....	178
3/8" Drive Impact Hex Sockets & Bits, Screwdriver Sockets & Bits.....	179
3/8" Drive Torx® Sockets & Bits.....	180
3/8" Drive Torx® Bits Holders & Holder sets.....	181

1/2" 1/2" Drive Sets.....	182-188
1/2" Drive & Crowfoot Wrench Sets.....	190
1/2" Drive Impact Socket Sets.....	191-194
1/2" Drive Adaptor Sets.....	195
1/2" Drive Ratchets & Renewal Kits.....	196
1/2" Drive Handles & Attachments.....	198-200
1/2" Drive Sockets.....	202-206
1/2" Drive Black Industrial Finish Sockets.....	207-208
1/2" Drive Impact Sockets.....	209-212
1/2" Drive Hex Sockets & Bits.....	213-214
1/2" Drive Hex Sockets & Bits & Torx® Bits & Holders.....	215
3/4" 3/4" Drive Sets.....	216-218
3/4" Drive Impact Socket Sets.....	219-220
3/4" Drive Ratchets, Handles & Attachments.....	222
3/4" Drive Handles & Attachments.....	223
3/4" Drive Impact Attachments.....	224
3/4" Drive Sockets.....	226
3/4" Drive Impact Sockets.....	228-234
3/4" Drive Power & Impact Sockets.....	235
3/4" Drive Impact Sockets.....	236
1" 1" Drive Sets.....	238
1" Drive Ratchets, Handles & Attachments.....	239-240
1" Drive Impact Attachments.....	241
1" Drive Sockets.....	242
1" Drive Impact Sockets.....	243-248
1" Drive Truck Wheel Sockets & Impact attachments.....	249
1-1/2" 1-1/2" Drive Impact Attachments.....	250
1-1/2" Drive Impact Sockets.....	252
1-1/2" Drive Metric Impact Sockets.....	254
1-1/2" Drive Castellated/ Spanner Sockets.....	255
2-1/2" 2-1/2" Drive Castellated/ Spanner Sockets.....	255
2-1/2" Drive Impact Sockets.....	256-258
3-1/2" 3-1/2" Drive Impact Sockets.....	259
#5 SPLINE #5 Spline Drive Impact Sockets & Attachments.....	260
#5 Spline Drive Impact Sockets.....	261

TORQUE WRENCHES & TOOLS

Torque Wrenches.....	264
Torque Screwdrivers.....	266
Torque Multipliers.....	268

SCREWDRIVERS & NUT DRIVERS

Screwdriver Sets & Screwdrivers.....	272
Screwdrivers.....	274
Nut Driver Sets & Nut Drivers.....	276

HEX KEYS

Pouched Sets & Clamshell Sets.....	280
Metal Box & L-Key Holder Sets.....	282
Metal Fold-Up Sets.....	284
Resin Fold-Up Sets.....	286
Vinyl Grip & Loop Grip T-Handle Sets.....	288
Vinyl Grip Ball Hex T-Handle Sets.....	289
BALL Hex Sets.....	290
BALL Torx® Set.....	291

PLIERS & SNIPS

Retaining Ring Pliers & Stripper/Cutter Pliers.....	294
Code Blue™ Reference Diagram.....	296
Code Blue™ Pliers.....	297
Pliers.....	298-302
Snips.....	303

HAMMERS, PUNCHES & CHISELS

Hammers.....	306-308
Punch & Chisel Sets.....	310-314
Punches & Chisels.....	315-318

CLAMPS

C-Clamps.....	322
---------------	-----

MISCELLANEOUS TOOLS

Pullers & Torx® Tools & Tool Sets.....	326
Torx® Tools.....	328
Scrapers & Knives.....	329
Scrapers, Knives & Screw Extractors.....	330
Safety Items & Miscellaneous Tools.....	331
Miscellaneous Tools.....	332

DISPLAY BOARDS

Flat Wrenches.....	336-338
Adjustable Wrenches.....	340
Chrome Sockets & Accessories.....	342-347
Chrome Sockets.....	348-350
Chrome Accessories.....	351
Impact Sockets & Accessories.....	352
Impact Sockets.....	354-356
Screwdrivers.....	357
Display Board Components.....	358

CHARTS & INDEX

Conversion Chart.....	360
Wright Bolt Sizing Chart.....	362
Wright Safety Fit Table.....	363
Ret-Ring® Interchange.....	364
Numerical Index.....	365-374
Patents & Trademarks.....	375
Safety Information.....	376-378



MASTER SETS

WRIGHT TOOL COMPANY OFFERS AN IMPRESSIVE SELECTION OF MASTER SETS FOR PROFESSIONALS. FROM OUR MEGA MASTER SET WITH OVER 550 TOOLS TO OUR SMALLER APPRENTICE AND BASIC SERVICE SETS, THERE'S SOMETHING FOR EVERYONE—EVEN METRIC SETS. EACH SET CONTAINS QUALITY TOOLS, CAREFULLY SELECTED ACCORDING TO NEED AND COVERAGE.



MEGA MASTER SET




MEGA FRACTIONAL MASTER SET—1/4", 3/8", 1/2" & 3/4" DRIVES

SET NUMBER 102

425 Pieces (Tools Only—Recommended Storage WTCHD4610RD / WRCHD4612RD).

See Page 32 for contents.



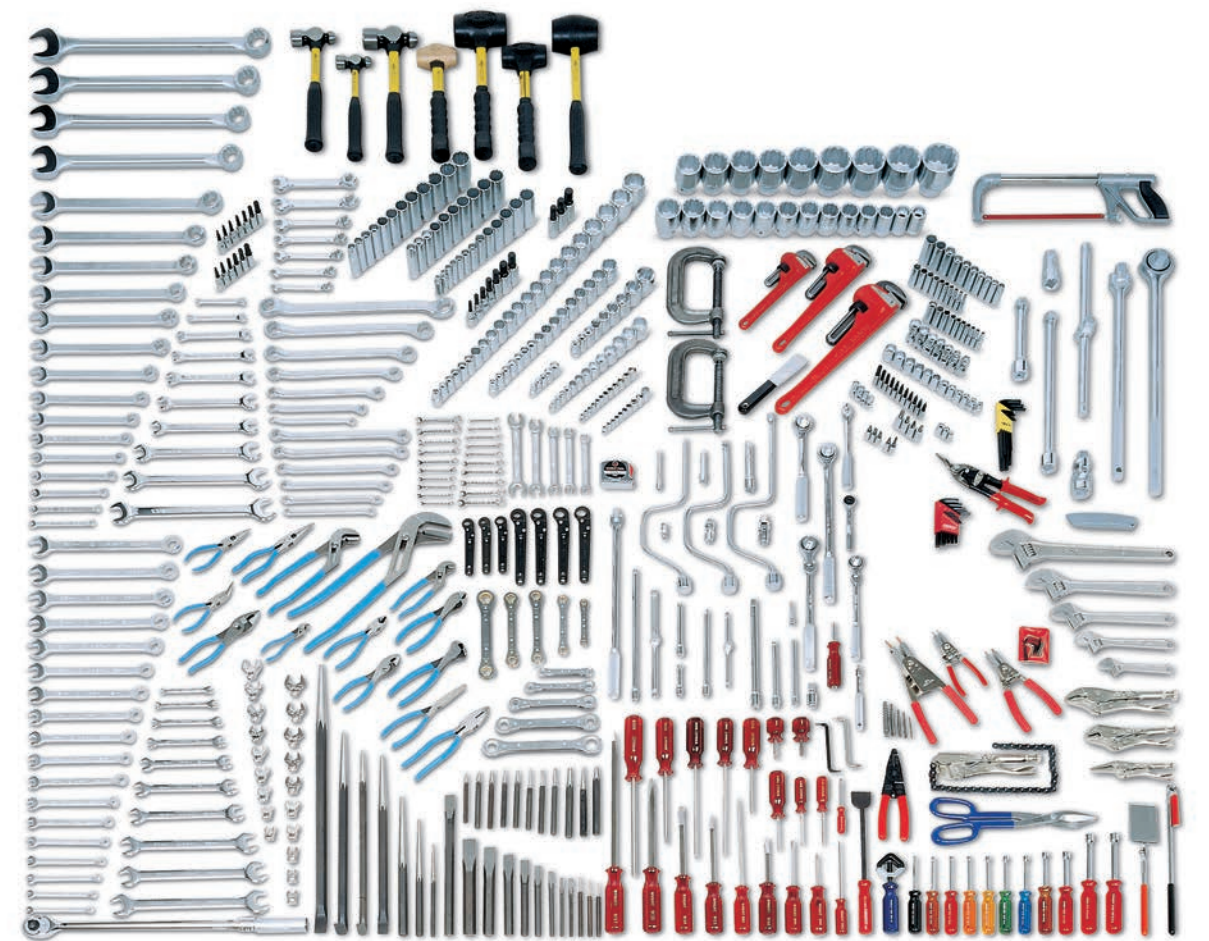
MASTER SETS

MEGA FRACTIONAL & METRIC MASTER SET—1/4", 3/8", 1/2" & 3/4" DRIVES

SET NUMBER 107

556 Pieces (Tools Only—Recommended Storage WTCHD4610RD / WRCHD4612RD).

See Page 35 for contents.



MASTER SETS



MASTER SETS



MASTER FRACTIONAL & METRIC SET—1/4", 3/8", 1/2" & 3/4" DRIVES

SET NUMBER 113

278 Pieces (Tools Only—Recommended Storage WTCHD2904RD / WRCHD2907RD).

See Page 39 for contents.



MASTER MAINTENANCE SET—1/4", 3/8" & 1/2" DRIVES

SET NUMBER 122

368 Pieces (Tools Only—Recommended Storage WTCHD2904RD / WRCHD2907RD).

See Page 41 for contents.



INTERMEDIATE SET




INTERMEDIATE SET—1/4", 3/8", 1/2" & 3/4" DRIVES

SET NUMBER 126

255 Pieces (Tools Only—Recommended Storage WRCHD4612RD).

See Page 44 for contents.




MASTER SETS

INTERMEDIATE SET—1/4", 3/8" & 1/2" DRIVES

SET NUMBER 131

218 Pieces (Tools Only—Recommended Storage WTCHD2904RD).

See Page 46 for contents.



MASTER SETS



GENERAL MAINTENANCE SET

GENERAL MAINTENANCE SET—1/4", 3/8" & 1/2" DRIVES

SET NUMBER 136

134 Pieces (Tools Only—Recommended Storage WT2103RD).

See Page 48 for contents.



MASTER SETS




MECHANICS SET

MECHANICS SET—1/4", 3/8" & 1/2" DRIVES

SET NUMBER 141

135 Pieces (Tools Only—Recommended Storage WT2103RD).

See Page 49 for contents.



MASTER SETS



GENERAL SERVICE SET

GENERAL SERVICE SET—1/4", 3/8" & 1/2" DRIVES

SET NUMBER 152

119 Pieces (Tools Only—Recommended Storage WT2100RD).

See Page 50 for contents.



MASTER SETS



WRIGHT


BASIC SERVICE SET

BASIC SERVICE SET—1/4", 3/8" & 1/2" DRIVES

SET NUMBER 161

97 Pieces (Tools Only—Recommended Storage WT2100RD).

See Page 51 for contents.



MASTER SETS




STARTER SET

STARTER SET—3/8" & 1/2" DRIVES

SET NUMBER 166

96 Pieces (Tools Only—Recommended Storage WT2100RD).

See Page 52 for contents.



MASTER SETS



WRIGHT

APPRENTICE SET

APPRENTICE SET—3/8" DRIVE

SET NUMBER 171

53 Pieces (Tools Only—Recommended Storage WT2100RD).

See Page 53 for contents.



MASTER SETS



WARNING: WEAR SAFETY GOGGLES USER AND BYSTANDER

WARNING: TOOL SAFETY INFO READ PAGES 376-378

WARNING: COMFORT OR PLASTIC GRIPS DO NOT PROTECT AGAINST ELECTRIC SHOCK

WARNING: WEAR SAFETY GOGGLES USER AND BYSTANDER

WARNING: TOOL SAFETY INFO READ PAGES 376-378

WARNING: COMFORT OR PLASTIC GRIPS DO NOT PROTECT AGAINST ELECTRIC SHOCK

INDUSTRIAL MAINTENANCE SET

INDUSTRIAL MAINTENANCE SET—1/4", 3/8" & 1/2" DRIVES

SET NUMBER 181

104 Pieces (Tools Only—Recommended Storage WTCH02904RD).

See Page 54 for contents.



MASTER SETS



AIRCRAFT MECHANIC'S SET

AIRCRAFT MECHANIC'S STARTER SET—1/4", 3/8" & 1/2" DRIVES

SET NUMBER 186

97 Pieces (Tools Only—Recommended Storage WT2103RD).

See Page 55 for contents.



MASTER SETS




METRIC ADD-ON SET

METRIC ADD-ON SET—1/4", 3/8" & 1/2" DRIVES

SET NUMBER 189

151 Pieces (Tools Only).

See Page 56 for contents.



MASTER SETS



WRIGHT

MASTER METRIC MAINTENANCE SET

MASTER METRIC MAINTENANCE SET—1/4", 3/8" & 1/2" DRIVES

SET NUMBER 191

260 Pieces (Tools Only—Recommended Storage WTCHD2904RD / WRCHD2907RD).

See Page 57 for contents.



MASTER SETS



METRIC SERVICE SET

METRIC SERVICE SET—1/4", 3/8" & 1/2" DRIVES

SET NUMBER 195

122 Pieces (Tools Only—Recommended Storage WT2103RD)

See Page 59 for contents.



MASTER SETS



WRIGHT

METRIC APPRENTICE SET

METRIC APPRENTICE SET—3/8" & 1/2" DRIVES

SET NUMBER 199

75 Pieces Including WT1900RD Tool Box w/ Tray.

See Page 60 for contents.



MASTER SETS



WARNING: WEAR SAFETY GOGGLES USER AND BYSTANDER

WARNING: TOOL SAFETY INFO READ PAGES 376-378

WARNING: COMFORT OR PLASTIC GRIPS DO NOT PROTECT AGAINST ELECTRIC SHOCK

WARNING: WEAR SAFETY GOGGLES USER AND BYSTANDER

WARNING: TOOL SAFETY INFO READ PAGES 376-378

WARNING: COMFORT OR PLASTIC GRIPS DO NOT PROTECT AGAINST ELECTRIC SHOCK

MEGA MASTER SET



MEGA FRACTIONAL MASTER SET 1/4", 3/8", 1/2" & 3/4" DRIVES

SET NUMBER 102

425 Pieces. See Page 14 for photograph.

PART NUMBER	DESCRIPTION	SIZE
FLAT WRENCHES		
E1012	3/8" Drive Crowfoot Wrench	3/8"
E1014	3/8" Drive Crowfoot Wrench	7/16"
1016	3/8" Drive Crowfoot Wrench	1/2"
E1018	3/8" Drive Crowfoot Wrench	9/16"
1020	3/8" Drive Crowfoot Wrench	5/8"
1022	3/8" Drive Crowfoot Wrench	11/16"
E1024	3/8" Drive Crowfoot Wrench	3/4"
1026	3/8" Drive Crowfoot Wrench	13/16"
1028	3/8" Drive Crowfoot Wrench	7/8"
E1032	3/8" Drive Crowfoot Wrench	1"
1108	Combination Wrench, 12 Pt.	1/4"
1110	Combination Wrench, 12 Pt.	5/16"
1112	Combination Wrench, 12 Pt.	3/8"
1114	Combination Wrench, 12 Pt.	7/16"
1116	Combination Wrench, 12 Pt.	1/2"
1118	Combination Wrench, 12 Pt.	9/16"
1120	Combination Wrench, 12 Pt.	5/8"
1122	Combination Wrench, 12 Pt.	11/16"
1124	Combination Wrench, 12 Pt.	3/4"
1126	Combination Wrench, 12 Pt.	13/16"
1128	Combination Wrench, 12 Pt.	7/8"
1130	Combination Wrench, 12 Pt.	15/16"
1132	Combination Wrench, 12 Pt.	1"
1134	Combination Wrench, 12 Pt.	1-1/16"
1136	Combination Wrench, 12 Pt.	1-1/8"
1140	Combination Wrench, 12 Pt.	1-1/4"
1142	Combination Wrench, 12 Pt.	1-5/16"
1144	Combination Wrench, 12 Pt.	1-3/8"
1146	Combination Wrench, 12 Pt.	1-7/16"
1148	Combination Wrench, 12 Pt.	1-1/2"
1152	Combination Wrench, 12 Pt.	1-5/8"
1310	Open End Wrench	1/4" x 5/16"
1314	Open End Wrench	3/8" x 7/16"
1316	Open End Wrench	7/8" x 1/2"
1318	Open End Wrench	1/2" x 9/16"
1320	Open End Wrench	9/16" x 5/8"
1322	Open End Wrench	5/8" x 11/16"
1326	Open End Wrench	3/4" x 13/16"
1330	Open End Wrench	7/8" x 15/16"
1332	Open End Wrench	15/16" x 1"
1340	Open End Wrench	1-1/8" x 1-1/4"
1614	Flare Nut Wrench	3/8" x 7/16"
1618	Flare Nut Wrench	1/2" x 9/16"
1622	Flare Nut Wrench	5/8" x 11/16"
51012	12 Pt. Box Wrench—Modified Offset	5/16" x 3/8"
51416	12 Pt. Box Wrench—Modified Offset	7/16" x 1/2"

PART NUMBER	DESCRIPTION	SIZE
51820	12 Pt. Box Wrench—Modified Offset	9/16" x 5/8"
52224	12 Pt. Box Wrench—Modified Offset	11/16" x 3/4"
52628	12 Pt. Box Wrench—Modified Offset	13/16" x 7/8"
53032	12 Pt. Box Wrench—Modified Offset	15/16" x 1"
53436	12 Pt. Box Wrench—Modified Offset	1-1/16" x 1-1/8"
1/4" DRIVE SOCKETS & ATTACHMENTS		
2005	6 Pt. Standard Socket	5/32"
2006	6 Pt. Standard Socket	3/16"
2007	6 Pt. Standard Socket	7/32"
2008	6 Pt. Standard Socket	1/4"
2009	6 Pt. Standard Socket	9/32"
2010	6 Pt. Standard Socket	5/16"
2011	6 Pt. Standard Socket	11/32"
2012	6 Pt. Standard Socket	3/8"
2014	6 Pt. Standard Socket	7/16"
2016	6 Pt. Standard Socket	1/2"
2202	Hex Bit Socket	1/16"
2203	Hex Bit Socket	5/64"
2204	Hex Bit Socket	3/32"
2205	Hex Bit Socket	7/64"
2206	Hex Bit Socket	1/8"
2207	Hex Bit Socket	9/64"
2208	Hex Bit Socket	5/32"
2210	Hex Bit Socket	3/16"
2212	Hex Bit Socket	7/32"
2214	Hex Bit Socket	1/4"
2218	Hex Bit Socket	5/16"
2308	8 Pt. Standard Socket	1/4"
2310	8 Pt. Standard Socket	5/16"
2312	8 Pt. Standard Socket	3/8"
2506	6 Pt. Deep Socket	3/16"
2507	6 Pt. Deep Socket	7/32"
2508	6 Pt. Deep Socket	1/4"
2509	6 Pt. Deep Socket	9/32"
2510	6 Pt. Deep Socket	5/16"
2511	6 Pt. Deep Socket	11/32"
2512	6 Pt. Deep Socket	3/8"
2514	6 Pt. Deep Socket	7/16"
2516	6 Pt. Deep Socket	1/2"
2402	2" Extension	
2404	4" Extension	
2406	6" Extension	
2410	10" Extension	
2414	14" Extension	
2435	Flex Handle	
2441	Spinner	
2453	Adaptor 1/4" F x 3/8" M	
2475	Universal	
13	Metal Box	
3/8" DRIVE SOCKETS & ATTACHMENTS		
3108	12 Pt. Standard Socket	1/4"
3110	12 Pt. Standard Socket	5/16"
3112	12 Pt. Standard Socket	3/8"
3114	12 Pt. Standard Socket	7/16"
3116	12 Pt. Standard Socket	1/2"
3118	12 Pt. Standard Socket	9/16"
3120	12 Pt. Standard Socket	5/8"

PART NUMBER	DESCRIPTION	SIZE
3122	12 Pt. Standard Socket	11/16"
3124	12 Pt. Standard Socket	3/4"
3126	12 Pt. Standard Socket	13/16"
3128	12 Pt. Standard Socket	7/8"
3130	12 Pt. Standard Socket	15/16"
3132	12 Pt. Standard Socket	1"
3204	Hex Bit Socket	1/8"
3205	Hex Bit Socket	5/32"
3206	Hex Bit Socket	3/16"
3207	Hex Bit Socket	7/32"
3208	Hex Bit Socket	1/4"
3210	Hex Bit Socket	5/16"
3212	Hex Bit Socket	3/8"
3260	Standard Screwdriver Socket with Bit	1/4"
3262	Standard Screwdriver Socket with Bit	3/8"
3265	Phillips Screwdriver Socket with Bit	#1
3266	Phillips Screwdriver Socket with Bit	#2
3267	Phillips Screwdriver Socket with Bit	#3
3268	Phillips Screwdriver Socket with Bit	#4
3308	8 Pt. Standard Socket	1/4"
3310	8 Pt. Standard Socket	5/16"
3312	8 Pt. Standard Socket	3/8"
3314	8 Pt. Standard Socket	7/16"
3316	8 Pt. Standard Socket	1/2"
3318	8 Pt. Standard Socket	9/16"
3320	8 Pt. Standard Socket	5/8"
3322	8 Pt. Standard Socket	11/16"
3324	8 Pt. Standard Socket	3/4"
3326	8 Pt. Standard Socket	13/16"
3328	8 Pt. Standard Socket	7/8"
3402	1-1/2" Extension	
3403	3" Extension	
3405	5" Extension	
3408	8" Extension	
3426	Ratchet	
3435	Flex Handle	
3443	Sliding T	
3445L	Speeder, 14-1/2"	
3452	Adaptor, 3/8" F x 1/4" M	
3454	Adaptor, 3/8" F x 1/2" M	
3475	Universal	
3612	12 Pt. Deep Socket	3/8"
3614	12 Pt. Deep Socket	7/16"
3616	12 Pt. Deep Socket	1/2"
3618	12 Pt. Deep Socket	9/16"
3620	12 Pt. Deep Socket	5/8"
3622	12 Pt. Deep Socket	11/16"
3624	12 Pt. Deep Socket	3/4"
3626	12 Pt. Deep Socket	13/16"
3628	12 Pt. Deep Socket	7/8"
3630	12 Pt. Deep Socket	15/16"
3632	12 Pt. Deep Socket	1"
3712	12 Pt. Flex Socket	3/8"
3714	12 Pt. Flex Socket	7/16"
3716	12 Pt. Flex Socket	1/2"
3718	12 Pt. Flex Socket	9/16"
3720	12 Pt. Flex Socket	5/8"

PART NUMBER	DESCRIPTION	SIZE
3722	12 Pt. Flex Socket	11/16"
3724	12 Pt. Flex Socket	3/4"
1/2" DRIVE SOCKETS & ATTACHMENTS		
2492	Ratchet, 5-1/4"	
4112	12 Pt. Standard Socket	3/8"
4114	12 Pt. Standard Socket	7/16"
4116	12 Pt. Standard Socket	1/2"
4118	12 Pt. Standard Socket	9/16"
4120	12 Pt. Standard Socket	5/8"
4122	12 Pt. Standard Socket	11/16"
4124	12 Pt. Standard Socket	3/4"
4126	12 Pt. Standard Socket	13/16"
4128	12 Pt. Standard Socket	7/8"
4130	12 Pt. Standard Socket	15/16"
4132	12 Pt. Standard Socket	1"
4134	12 Pt. Standard Socket	1-1/16"
4136	12 Pt. Standard Socket	1-1/8"
4138	12 Pt. Standard Socket	1-3/16"
4140	12 Pt. Standard Socket	1-1/4"
4142	12 Pt. Standard Socket	1-5/16"
4144	12 Pt. Standard Socket	1-3/8"
4146	12 Pt. Standard Socket	1-7/16"
4148	12 Pt. Standard Socket	1-1/2"
4208	Hex Bit Socket	1/4"
4210	Hex Bit Socket	5/16"
4212	Hex Bit Socket	3/8"
4214	Hex Bit Socket	7/16"
4216	Hex Bit Socket	1/2"
4218	Hex Bit Socket	9/16"
4220	Hex Bit Socket	5/8"
4312	8 Pt. Standard Socket	3/8"
4314	8 Pt. Standard Socket	7/16"
4316	8 Pt. Standard Socket	1/2"
4318	8 Pt. Standard Socket	9/16"
4320	8 Pt. Standard Socket	5/8"
4322	8 Pt. Standard Socket	11/16"
4324	8 Pt. Standard Socket	3/4"
4326	8 Pt. Standard Socket	13/16"
4328	8 Pt. Standard Socket	7/8"
4330	8 Pt. Standard Socket	15/16"
4332	8 Pt. Standard Socket	1"
4334	8 Pt. Standard Socket	1-1/16"
4336	8 Pt. Standard Socket	1-1/8"
4340	8 Pt. Standard Socket	1-1/4"
4402	2" Extension	
4405	5" Extension	
4410	10" Extension	
4420	20" Extension	
4425	Ratchet—Long Handle	
4426	Ratchet	
4435	Flex Handle	
4443	Sliding T	
4445L	Speeder	
4453	Adaptor, 1/2" F x 3/8" M	
4475	Universal	
4478	Micro-Adjustable Torque Wrench, 30-250 Ft. Lbs.	
4612	12 Pt. Deep Socket	3/8"

PART NUMBER	DESCRIPTION	SIZE
4614	12 Pt. Deep Socket	7/16"
4616	12 Pt. Deep Socket	1/2"
4618	12 Pt. Deep Socket	9/16"
4620	12 Pt. Deep Socket	5/8"
4622	12 Pt. Deep Socket	11/16"
4624	12 Pt. Deep Socket	3/4"
4626	12 Pt. Deep Socket	13/16"
4628	12 Pt. Deep Socket	7/8"
4630	12 Pt. Deep Socket	15/16"
4632	12 Pt. Deep Socket	1"
4634	12 Pt. Deep Socket	1-1/16"
4636	12 Pt. Deep Socket	1-1/8"
4638	12 Pt. Deep Socket	1-3/16"
4640	12 Pt. Deep Socket	1-1/4"
4642	12 Pt. Deep Socket	1-5/16"
4644	12 Pt. Deep Socket	1-3/8"
4646	12 Pt. Deep Socket	1-7/16"
4648	12 Pt. Deep Socket	1-1/2"
3/4" DRIVE SOCKETS & ATTACHMENTS		
6124	12 Pt. Standard Socket	3/4"
6126	12 Pt. Standard Socket	13/16"
6128	12 Pt. Standard Socket	7/8"
6130	12 Pt. Standard Socket	15/16"
6132	12 Pt. Standard Socket	1"
6134	12 Pt. Standard Socket	1-1/16"
6136	12 Pt. Standard Socket	1-1/8"
6138	12 Pt. Standard Socket	1-3/16"
6140	12 Pt. Standard Socket	1-1/4"
6142	12 Pt. Standard Socket	1-5/16"
6144	12 Pt. Standard Socket	1-3/8"
6146	12 Pt. Standard Socket	1-7/16"
6148	12 Pt. Standard Socket	1-1/2"
6150	12 Pt. Standard Socket	1-9/16"
6152	12 Pt. Standard Socket	1-5/8"
6154	12 Pt. Standard Socket	1-11/16"
6156	12 Pt. Standard Socket	1-3/4"
6158	12 Pt. Standard Socket	1-13/16"
6160	12 Pt. Standard Socket	1-7/8"
6164	12 Pt. Standard Socket	2"
6166	12 Pt. Standard Socket	2-1/16"
6168	12 Pt. Standard Socket	2-1/8"
6170	12 Pt. Standard Socket	2-3/16"
6172	12 Pt. Standard Socket	2-1/4"
6176	12 Pt. Standard Socket	2-3/8"
6400	Ratchet	
6403	3-1/2" Extension	
6408	8" Extension	
6416	16" Extension	
6435	Flex Handle	
6443	Sliding T	
6475	Universal	
6900	Impact Adaptor, 3/4" F x 1/2" M	
6901	Impact Adaptor, 3/4" F x 1" M	
SERVICE TOOLS		
E787	Miniature Combination Wrench Set, 10 Pieces	
E9020	Stud Remover	
9022	Rubber Mallet, 2-5/8" Head Dia. x 16-3/4" Length	

PART NUMBER	DESCRIPTION	SIZE
9023	Dead Blow Hammer with Super Grip, 1 Lb.	
9029	Brass Hammer with Super Grip, 2.5 Lbs.	
9032	Soft Face Hammer, 37 oz., 1.75"	
9040	Ball Peen Hammer, Fiberglass Handle, 8 Oz.	
9042	Ball Peen Hammer, Fiberglass Handle, 16 Oz.	
9045	Ball Peen Hammer, Fiberglass Handle, 32 Oz.	
90404B	Deep Throat Forged Steel C-Clamp, Black Oxide, 4", 2 each	
9101	Phillips Screwdriver #2—1/2"	
9104	Phillips Screwdriver #1—3"	
9105	Phillips Screwdriver #2—4"	
9106	Phillips Screwdriver #3—6"	
9109	Phillips Screwdriver #4—8"	
9113	Cabinet Tip Screwdriver, 1/8"—5"	
9162	Cabinet Tip Screwdriver, 3/16"—3"	
9115	Cabinet Tip Screwdriver, 3/16"—4"	
9116	Cabinet Tip Screwdriver, 3/16"—6"	
9117	Cabinet Tip Screwdriver, 3/16"—8"	
9122	Round Shank Screwdriver, 1/4" Stubby	
9123	Round Shank Screwdriver, 1/4"—4"	
9124	Round Shank Screwdriver, 1/4"—6"	
9125	Round Shank Screwdriver, 5/16"—6"	
9126	Round Shank Screwdriver, 3/8"—8"	
9132	Square Shank Screwdriver, 1/4"—4"	
9134	Square Shank Screwdriver, 5/16"—6"	
9135	Square Shank Standard Tip, 3/8"—8"	
9136	Square	

**MEGA FRACTIONAL MASTER SET—1/4", 3/8", 1/2" & 3/4" DRIVES
SET NUMBER 102 CONTINUED**

CONTENTS OF MASTER SETS

PART NUMBER	DESCRIPTION	SIZE
9283	Torx® T-40, 5/16" Hex x 1-1/8" Long	
9284	Torx® T-45, 5/16" Hex x 1-1/8" Long	
9285	Torx® T-47, 5/16" Hex x 1-1/8" Long	
9286	Torx® T-50, 5/16" Hex x 1-1/8" Long	
9290	5/16" Hex x 3/8" Sq. Dr. Bit Holder	
9424	Ratchet Box Wrench, 12 Pt. Offset Rev., 1/4" x 5/16"	
9425	Ratchet Box Wrench, 12 Pt. Offset Rev., 3/8" x 7/16"	
9426	Ratchet Box Wrench, 12 Pt. Offset Rev., 1/2" x 9/16"	
9427	Ratchet Box Wrench, 12 Pt. Offset Rev., 5/8" x 11/16"	
9428	Ratchet Box Wrench, 12 Pt. Offset Rev., 3/4" x 7/8"	
9471	Stripper/Crimper/Cutter 10-20 AWG	
9488	Flexible Scraper Blade, 1-1/4"	
9507	Tape Measure, 3/4" x 16'	
9521	Carbon Steel Blades—10 Pieces	
9523	Hacksaw	
9526	Utility Knife	
9530	Feeler Gauge	
9535	Magnetic Pick-up Tool	
9575	Pinch Bar, 1/2" x 4"	
9577	Pinch Bar, 3/4" x 20"	
9630	Spanner Wrench, Adj. Hook, Black 3/4" to 2", 1/8" Hook	
9632	Spanner Wrench, Adj. Hook, Black 2" to 4-3/4", 3/16" Hook	
9666	Master Punch & Chisel Kit—24 Pieces	
9685	Punch & Chisel Holder	
9702	Rectangular Inspection Mirror, 2-1/8" x 3-1/2", 11-1/2" x 15-1/2" Long	
9AC08	Adjustable Wrench, 8"	
9AC10	Adjustable Wrench, 10"	
9AC12	Adjustable Wrench, 12"	
9AC15	Adjustable Wrench, 15"	
9C317	Long Nose Pliers w/Side Cutter, 7-1/2"	
9C318	Long Nose Pliers w/Side Cutter, 8"	
9C326	Long Nose Pliers w/Side Cutter, 6"	
9C388	Bent Long Nose Plier w/Cutter 8"	
9C357	Pliers, End Cutting	
9C386	Long Nose Pliers, Curved w/Serrated Jaws, 6"	
9C424	Tongue and Groove Pliers, 4-1/2"	
9C430	Tongue and Groove Pliers, 10"	
9C440	Tongue and Groove Pliers, 12"	
9C447	Cutting Pliers, Curved Diagonal, Box Joint, 7-3/4"	
9C460	Tongue and Groove Pliers, 16"	
9C718	Duck Bill Needle Nose, 7"	
9G95202	Screw Extractor Set—5 Pieces	
9H1234	Retaining Ring Pliers w/Replaceable Tips	
9M424	Rolling Head Pry Bar [Lady Slipper], 7/16" x 12"	
9M426	Rolling Head Pry Bar [Lady Slipper], 9/16" x 16"	
9V10WR	Curved Jaw Locking Pliers, w/Wire Cutter, 10"	
9V20R	Locking Chain Clamp RIDGID Pipe Wrench, 11"	
9P6716S	Aviation Snips, Cuts Straight, Yellow, 10"	
9V6LN	Long Nose Locking Pliers, w/Wire Cutter, 6"	
9V7R	Straight Jaw Locking Pliers	
9E10113	Fractional L-Key Set, Short Arm in Tool Holder—13 Pieces	
9M42007	Dominator Carbon Scraper, 1-1/2"	



**MEGA FRACTIONAL & METRIC
MASTER SET—1/4", 3/8", 1/2"
& 3/4" DRIVES**

SET NUMBER 107

556 Pieces. See Page 15 for photograph.

PART NUMBER	DESCRIPTION	SIZE
FLAT WRENCHES		
10-10mm	3/8" Drive Metric Crowfoot Wrench	10mm
10-11mm	3/8" Drive Metric Crowfoot Wrench	11mm
10-12mm	3/8" Drive Metric Crowfoot Wrench	12mm
10-13mm	3/8" Drive Metric Crowfoot Wrench	13mm
10-14mm	3/8" Drive Metric Crowfoot Wrench	14mm
10-15mm	3/8" Drive Metric Crowfoot Wrench	15mm
10-16mm	3/8" Drive Metric Crowfoot Wrench	16mm
10-17mm	3/8" Drive Metric Crowfoot Wrench	17mm
M10-18mm	3/8" Drive Metric Crowfoot Wrench	18mm
10-19mm	3/8" Drive Metric Crowfoot Wrench	19mm
1012	3/8" Drive Crowfoot Wrench	3/8"
E1014	3/8" Drive Crowfoot Wrench	7/16"
1016	3/8" Drive Crowfoot Wrench	1/2"
E1018	3/8" Drive Crowfoot Wrench	9/16"
1020	3/8" Drive Crowfoot Wrench	5/8"
1022	3/8" Drive Crowfoot Wrench	11/16"
E1024	3/8" Drive Crowfoot Wrench	3/4"
1026	3/8" Drive Crowfoot Wrench	13/16"
1028	3/8" Drive Crowfoot Wrench	7/8"
1040	Combination Open End Flare Nut Wrench	3/8"
1042	Combination Open End Flare Nut Wrench	7/16"
1044	Combination Open End Flare Nut Wrench	1/2"
1046	Combination Open End Flare Nut Wrench	9/16"
1048	Combination Open End Flare Nut Wrench	5/8"
1050	Combination Open End Flare Nut Wrench	11/16"
1052	Combination Open End Flare Nut Wrench	3/4"
11-07mm	Metric Combination Wrench, 12 Pt.	7mm
11-08mm	Metric Combination Wrench, 12 Pt.	8mm
11-09mm	Metric Combination Wrench, 12 Pt.	9mm
11-10mm	Metric Combination Wrench, 12 Pt.	10mm
11-11mm	Metric Combination Wrench, 12 Pt.	11mm
11-12mm	Metric Combination Wrench, 12 Pt.	12mm
11-13mm	Metric Combination Wrench, 12 Pt.	13mm
11-14mm	Metric Combination Wrench, 12 Pt.	14mm
11-15mm	Metric Combination Wrench, 12 Pt.	15mm
11-16mm	Metric Combination Wrench, 12 Pt.	16mm
11-17mm	Metric Combination Wrench, 12 Pt.	17mm
11-18mm	Metric Combination Wrench, 12 Pt.	18mm
11-19mm	Metric Combination Wrench, 12 Pt.	19mm
11-20mm	Metric Combination Wrench, 12 Pt.	20mm
11-21mm	Metric Combination Wrench, 12 Pt.	21mm
11-22mm	Metric Combination Wrench, 12 Pt.	22mm
11-23mm	Metric Combination Wrench, 12 Pt.	23mm
11-24mm	Metric Combination Wrench, 12 Pt.	24mm

PART NUMBER	DESCRIPTION	SIZE
1110	Combination Wrench, 12 Pt.	5/16"
1112	Combination Wrench, 12 Pt.	3/8"
1114	Combination Wrench, 12 Pt.	7/16"
1116	Combination Wrench, 12 Pt.	1/2"
1118	Combination Wrench, 12 Pt.	9/16"
1120	Combination Wrench, 12 Pt.	5/8"
1122	Combination Wrench, 12 Pt.	11/16"
1124	Combination Wrench, 12 Pt.	3/4"
1126	Combination Wrench, 12 Pt.	13/16"
1128	Combination Wrench, 12 Pt.	7/8"
1130	Combination Wrench, 12 Pt.	15/16"
1132	Combination Wrench, 12 Pt.	1"
1134	Combination Wrench, 12 Pt.	1-1/16"
1136	Combination Wrench, 12 Pt.	1-1/8"
1140	Combination Wrench, 12 Pt.	1-1/4"
1142	Combination Wrench, 12 Pt.	1-5/16"
1144	Combination Wrench, 12 Pt.	1-3/8"
1146	Combination Wrench, 12 Pt.	1-7/16"
1148	Combination Wrench, 12 Pt.	1-1/2"
13-0607mm	Full Polish Metric Open End Wrench	6mm x 7mm
13-0809mm	Full Polish Metric Open End Wrench	8mm x 9mm
13-1011mm	Full Polish Metric Open End Wrench	10mm x 11mm
13-1213mm	Full Polish Metric Open End Wrench	12mm x 13mm
13-1415mm	Full Polish Metric Open End Wrench	14mm x 15mm
13-1617mm	Full Polish Metric Open End Wrench	16mm x 17mm
13-1819mm	Full Polish Metric Open End Wrench	18mm x 19mm
13-2022mm	Full Polish Metric Open End Wrench	20mm x 22mm
13-2123mm	Full Polish Metric Open End Wrench	21mm x 23mm
13-2426mm	Full Polish Metric Open End Wrench	24mm x 26mm
1310	Open End Wrench	1/4" x 5/16"
1312	Open End Wrench	3/8" x 5/16"
1316	Open End Wrench	7/16" x 1/2"
1318	Open End Wrench	1/2" x 9/16"
1320	Open End Wrench	9/16" x 5/8"
1324	Open End Wrench	5/8" x 3/4"
1325	Open End Wrench	11/16" x 3/4"
1329	Open End Wrench	13/16" x 7/8"
1332	Open End Wrench	15/16" x 1"
1336	Open End Wrench	1-1/16" x 1-1/8"
16-11mm	Metric Flare Nut Wrench, 6 Pt.	9mm x 11mm
16-12mm	Metric Flare Nut Wrench, 6 Pt.	10mm x 12mm
16-14mm	Metric Flare Nut Wrench, 6 Pt.	13mm x 14mm
16-17mm	Metric Flare Nut Wrench, 6 Pt.	15mm x 17mm

PART NUMBER	DESCRIPTION	SIZE
16-21mm	Metric Flare Nut Wrench, 6 Pt.	19mm x 21mm
1642	Ratcheting Flare Nut Wrench	3/8"
1644	Ratcheting Flare Nut Wrench	7/16"
1646	Ratcheting Flare Nut Wrench	1/2"
1648	Ratcheting Flare Nut Wrench	9/16"
1650	Ratcheting Flare Nut Wrench	5/8"
1652	Ratcheting Flare Nut Wrench	11/16"
1654	Ratcheting Flare Nut Wrench	3/4"
51012	12 Pt. Box Wrench—Modified Offset	5/16" x 3/8"
51416	12 Pt. Box Wrench—Modified Offset	7/16" x 1/2"
51820	12 Pt. Box Wrench—Modified Offset	9/16" x 5/8"
52224	12 Pt. Box Wrench—Modified Offset	11/16" x 3/4"
52628	12 Pt. Box Wrench—Modified Offset	13/16" x 7/8"
53032	12 Pt. Box Wrench—Modified Offset	15/16" x 1"
53436	12 Pt. Box Wrench—Modified Offset	1-1/16" x 1-1/8"
50810mm	Metric 12 Pt. Box Wrench—Modified Offset	8mm x 10mm
51011mm	Metric 12 Pt. Box Wrench—Modified Offset	10mm x 11mm
51213mm	Metric 12 Pt. Box Wrench—Modified Offset	12mm x 13mm
51415mm	Metric 12 Pt. Box Wrench—Modified Offset	14mm x 15mm
51618mm	Metric 12 Pt. Box Wrench—Modified Offset	16mm x 18mm
51719mm	Metric 12 Pt. Box Wrench—Modified Offset	17mm x 19mm
1/4" DRIVE SOCKETS & ATTACHMENTS		
20-04mm	6 Pt. Standard Metric Socket	4mm
20-05mm	6 Pt. Standard Metric Socket	5mm
20-05.5mm	6 Pt. Standard Metric Socket	5.5mm
20-06mm	6 Pt. Standard Metric Socket	6mm
20-07mm	6 Pt. Standard Metric Socket	7mm
20-08mm	6 Pt. Standard Metric Socket	8mm
20-09mm	6 Pt. Standard Metric Socket	9mm
20-10mm	6 Pt. Standard Metric Socket	10mm
20-11mm	6 Pt. Standard Metric Socket	11mm
20-12mm	6 Pt. Standard Metric Socket	12mm
20-13mm	6 Pt. Standard Metric Socket	13mm
20-14mm	6 Pt. Standard Metric Socket	14mm
2006	6 Pt. Standard Socket	3/16"
2007	6 Pt. Standard Socket	7/32"
2008	6 Pt. Standard Socket	1/4"
2009	6 Pt. Standard Socket	9/32"
2010	6 Pt. Standard Socket	5/16"
2011	6 Pt. Standard Socket	11/32"
2012	6 Pt. Standard Socket	3/8"
2014	6 Pt. Standard Socket	7/16"
2016	6 Pt. Standard Socket	1/2"
2118	12 Pt. Standard Socket	9/16"
2202	Hex Bit Socket	1/16"
2203	Hex Bit Socket	5/64"
2204	Hex Bit Socket	3/32"
2205	Hex Bit Socket	7/64"
2206	Hex Bit Socket	1/8"

CONTENTS OF MASTER SETS



**MEGA FRACTIONAL & METRIC MASTER SET—1/4", 3/8", 1/2" & 3/4" DRIVES
SET NUMBER 107 CONTINUED**



PART NUMBER	DESCRIPTION	SIZE
2207	Hex Bit Socket	9/64"
2208	Hex Bit Socket	5/32"
2210	Hex Bit Socket	3/16"
2212	Hex Bit Socket	7/32"
2214	Hex Bit Socket	1/4"
2218	Hex Bit Socket	5/16"
2260	Standard Screwdriver Socket with Bit (9204)	3/16"
2261	Standard Screwdriver Socket with Bit (9205)	1/4"
2263	Standard Screwdriver Socket with Bit	23/64"
2265	Phillips Screwdriver Socket with Bit (9200) #1	#1
2267	Phillips Screwdriver Socket with Bit (9201) #2	#2
2308	8 Pt. Standard Socket	1/4"
2310	8 Pt. Standard Socket	5/16"
2312	8 Pt. Standard Socket	3/8"
2402	2" Extension	
2404	4" Extension	
2406	6" Extension	
2435	Flex Handle	
2442	Spinner w/female end	
2445L	Speed Handle	
2475	Universal Joint	
2492	Ratchet, 5-1/4"	
25-04mm	6 Pt. Deep Metric Socket	4mm
25-05mm	6 Pt. Deep Metric Socket	5mm
25-06mm	6 Pt. Deep Metric Socket	6mm
25-07mm	6 Pt. Deep Metric Socket	7mm
25-08mm	6 Pt. Deep Metric Socket	8mm
25-09mm	6 Pt. Deep Metric Socket	9mm
25-10mm	6 Pt. Deep Metric Socket	10mm
25-11mm	6 Pt. Deep Metric Socket	11mm
25-12mm	6 Pt. Deep Metric Socket	12mm
25-13mm	6 Pt. Deep Metric Socket	13mm
2506	6 Pt. Deep Socket	3/16"
2507	6 Pt. Deep Socket	7/32"
2508	6 Pt. Deep Socket	1/4"
2509	6 Pt. Deep Socket	9/32"
2510	6 Pt. Deep Socket	5/16"
2511	6 Pt. Deep Socket	11/32"
2512	6 Pt. Deep Socket	3/8"
2514	6 Pt. Deep Socket	7/16"
2516	6 Pt. Deep Socket	1/2"
2618	12 Pt. Deep Socket	9/16"
2708	12 Pt. Standard Universal Socket	1/4"
2710	12 Pt. Standard Universal Socket	5/16"
2712	12 Pt. Standard Universal Socket	3/8"
2714	12 Pt. Standard Universal Socket	7/16"
3/8" DRIVE SOCKETS & ATTACHMENTS		
31-08mm	12 Pt. Standard Metric Socket	8mm
31-09mm	12 Pt. Standard Metric Socket	9mm
31-10mm	12 Pt. Standard Metric Socket	10mm
31-11mm	12 Pt. Standard Metric Socket	11mm
31-12mm	12 Pt. Standard Metric Socket	12mm
31-13mm	12 Pt. Standard Metric Socket	13mm
31-14mm	12 Pt. Standard Metric Socket	14mm
31-15mm	12 Pt. Standard Metric Socket	15mm
31-16mm	12 Pt. Standard Metric Socket	16mm

PART NUMBER	DESCRIPTION	SIZE
31-17mm	12 Pt. Standard Metric Socket	17mm
31-18mm	12 Pt. Standard Metric Socket	18mm
31-19mm	12 Pt. Standard Metric Socket	19mm
3108	12 Pt. Standard Socket	1/4"
3110	12 Pt. Standard Socket	5/16"
3112	12 Pt. Standard Socket	3/8"
3114	12 Pt. Standard Socket	7/16"
3116	12 Pt. Standard Socket	1/2"
3118	12 Pt. Standard Socket	9/16"
3120	12 Pt. Standard Socket	5/8"
3122	12 Pt. Standard Socket	11/16"
3124	12 Pt. Standard Socket	3/4"
3126	12 Pt. Standard Socket	13/16"
3128	12 Pt. Standard Socket	7/8"
3130	12 Pt. Standard Socket	15/16"
3132	12 Pt. Standard Socket	1"
32-04mm	Metric Hex Bit Socket	4mm
32-05mm	Metric Hex Bit Socket	5mm
32-06mm	Metric Hex Bit Socket	6mm
32-07mm	Metric Hex Bit Socket	7mm
32-08mm	Metric Hex Bit Socket	8mm
32-10mm	Metric Hex Bit Socket	10mm
3204	Hex Bit Socket	1/8"
3205	Hex Bit Socket	5/32"
3206	Hex Bit Socket	3/16"
3207	Hex Bit Socket	7/32"
3208	Hex Bit Socket	1/4"
3210	Hex Bit Socket	5/16"
3212	Hex Bit Socket	3/8"
3260	Standard Screwdriver Socket with Bit	1/4"
3266	Phillips Screwdriver Socket with Bit	#2
3267	Phillips Screwdriver Socket with Bit	#3
3268	Phillips Screwdriver Socket with Bit	#4
3308	8 Pt. Standard Socket	1/4"
3310	8 Pt. Standard Socket	5/16"
3312	8 Pt. Standard Socket	3/8"
3314	8 Pt. Standard Socket	7/16"
3316	8 Pt. Standard Socket	1/2"
3403	3" Extension	
3405	5" Extension	
3408	8" Extension	
3410	3" Wobble Extension	
3411	6" Wobble Extension	
3412	12" Extension	
3426	Ratchet, 7" Knurled Grip	
3427	Flex Head Ratchet, 9-11/16" Knurled Steel Grip	
3435	Flex Handle	
3443	Sliding T	
3445L	Speeder, 14-1/2"	
3475	Universal	
35-16mm	6 Pt. Deep Metric Socket	16mm
35-18mm	6 Pt. Deep Metric Socket	18mm
3508	6 Pt. Deep Socket	1/4"
3510	6 Pt. Deep Socket	5/16"
36-10mm	12 Pt. Deep Metric Socket	10mm
36-11mm	12 Pt. Deep Metric Socket	11mm
36-12mm	12 Pt. Deep Metric Socket	12mm

PART NUMBER	DESCRIPTION	SIZE
36-13mm	12 Pt. Deep Metric Socket	13mm
36-14mm	12 Pt. Deep Metric Socket	14mm
36-15mm	12 Pt. Deep Metric Socket	15mm
36-17mm	12 Pt. Deep Metric Socket	17mm
36-19mm	12 Pt. Deep Metric Socket	19mm
3612	12 Pt. Deep Socket	3/8"
3614	12 Pt. Deep Socket	7/16"
3616	12 Pt. Deep Socket	1/2"
3618	12 Pt. Deep Socket	9/16"
3620	12 Pt. Deep Socket	5/8"
3622	12 Pt. Deep Socket	11/16"
3624	12 Pt. Deep Socket	3/4"
3626	12 Pt. Deep Socket	13/16"
3628	12 Pt. Deep Socket	7/8"
3630	12 Pt. Deep Socket	15/16"
3632	12 Pt. Deep Socket	1"
3712	12 Pt. Flex Socket	3/8"
3714	12 Pt. Flex Socket	7/16"
3716	12 Pt. Flex Socket	1/2"
3718	12 Pt. Flex Socket	9/16"
3720	12 Pt. Flex Socket	5/8"
3722	12 Pt. Flex Socket	11/16"
3724	12 Pt. Flex Socket	3/4"
1/2" DRIVE SOCKETS & ATTACHMENTS		
41-10mm	12 Pt. Standard Metric Socket	10mm
41-11mm	12 Pt. Standard Metric Socket	11mm
41-12mm	12 Pt. Standard Metric Socket	12mm
41-13mm	12 Pt. Standard Metric Socket	13mm
41-14mm	12 Pt. Standard Metric Socket	14mm
41-15mm	12 Pt. Standard Metric Socket	15mm
41-16mm	12 Pt. Standard Metric Socket	16mm
41-17mm	12 Pt. Standard Metric Socket	17mm
41-18mm	12 Pt. Standard Metric Socket	18mm
41-19mm	12 Pt. Standard Metric Socket	19mm
41-20mm	12 Pt. Standard Metric Socket	20mm
41-21mm	12 Pt. Standard Metric Socket	21mm
41-22mm	12 Pt. Standard Metric Socket	22mm
41-23mm	12 Pt. Standard Metric Socket	23mm
41-24mm	12 Pt. Standard Metric Socket	24mm
41-26mm	12 Pt. Standard Metric Socket	26mm
4112	12 Pt. Standard Socket	3/8"
4114	12 Pt. Standard Socket	7/16"
4116	12 Pt. Standard Socket	1/2"
4118	12 Pt. Standard Socket	9/16"
4119	12 Pt. Standard Socket	19/32"
4120	12 Pt. Standard Socket	5/8"
4122	12 Pt. Standard Socket	11/16"
4124	12 Pt. Standard Socket	3/4"
4125	12 Pt. Standard Socket	25/32"
4126	12 Pt. Standard Socket	13/16"
4128	12 Pt. Standard Socket	7/8"
4129	12 Pt. Standard Socket	29/32"
4130	12 Pt. Standard Socket	15/16"
4132	12 Pt. Standard Socket	1"
4134	12 Pt. Standard Socket	1-1/16"
4136	12 Pt. Standard Socket	1-1/8"
4138	12 Pt. Standard Socket	1-3/16"

PART NUMBER	DESCRIPTION	SIZE
4140	12 Pt. Standard Socket	1-1/4"
4142	12 Pt. Standard Socket	1-5/16"
4144	12 Pt. Standard Socket	1-3/8"
4146	12 Pt. Standard Socket	1-7/16"
4148	12 Pt. Standard Socket	1-1/2"
42-12mm	Hex Bit Socket	12mm
42-14mm	Hex Bit Socket	14mm
42-17mm	Hex Bit Socket	17mm
4208	Hex Bit Socket	1/4"
4210	Hex Bit Socket	5/16"
4212	Hex Bit Socket	3/8"
4214	Hex Bit Socket	7/16"
4216	Hex Bit Socket	1/2"
4218	Hex Bit Socket	9/16"
4220	Hex Bit Socket	5/8"
4312	8 Pt. Standard Socket	3/8"
4314	8 Pt. Standard Socket	7/16"
4316	8 Pt. Standard Socket	1/2"
4318	8 Pt. Standard Socket	9/16"
4320	8 Pt. Standard Socket	5/8"
4322	8 Pt. Standard Socket	11/16"
4324	8 Pt. Standard Socket	3/4"
4328	8 Pt. Standard Socket	7/8"
4332	8 Pt. Standard Socket	1"
4402	2" Extension	
4405	5" Extension	
4410	10" Extension	
4425	Ratchet—Long Handle	
4426	Ratchet, 10-1/2" Knurled Grip	
4427	Flex Head Ratchet	
4435	Flex Handle	
4443	Sliding T	
4445	Speeder	
4475	Universal	
4478	Micro-Adjustable Torque Wrench, 30-250 Ft. Lbs.	
46-16mm	12 Pt. Deep Metric Socket	16mm
46-17mm	12 Pt. Deep Metric Socket	17mm
46-18mm	12 Pt. Deep Metric Socket	18mm
46-19mm	12 Pt. Deep Metric Socket	19mm
46-20mm	12 Pt. Deep Metric Socket	20mm
46-21mm	12 Pt. Deep Metric Socket	21mm
46-22mm	12 Pt. Deep Metric Socket	22mm
46-24mm	12 Pt. Deep Metric Socket	24mm
46-25mm	12 Pt. Deep Metric Socket	25mm
46-26mm	12 Pt. Deep Metric Socket	26mm
4616	12 Pt. Deep Socket	1/2"
4618	12 Pt. Deep Socket	9/16"
4620	12 Pt. Deep Socket	5/8"
4622	12 Pt. Deep Socket	11/16"
4624	12 Pt. Deep Socket	3/4"
4626	12 Pt. Deep Socket	13/16"
4628	12 Pt. Deep Socket	7/8"
4630	12 Pt. Deep Socket	15/16"
4632	12 Pt. Deep Socket	1"
4634	12 Pt. Deep Socket	1-1/16"
4636	12 Pt. Deep Socket	1-1/8"
4640	12 Pt. Deep Socket	1-1/4"

PART NUMBER	DESCRIPTION	SIZE
6128	12 Pt. Standard Socket	7/8"
6130	12 Pt. Standard Socket	15/16"
6132	12 Pt. Standard Socket	1"
6134	12 Pt. Standard Socket	1-1/16"
6136	12 Pt. Standard Socket	1-1/8"
6138	12 Pt. Standard Socket	1-3/16"
6140	12 Pt. Standard Socket	1-1/4"
6142	12 Pt. Standard Socket	1-5/16"
6144	12 Pt. Standard Socket	1-3/8"
6146	12 Pt. Standard Socket	1-7/16"
6148	12 Pt. Standard Socket	1-1/2"
6150	12 Pt. Standard Socket	1-9/16"
6152	12 Pt. Standard Socket	1-5/8"
6154	12 Pt. Standard Socket	1-11/16"
6156	12 Pt. Standard Socket	1-3/4"
6158	12 Pt. Standard Socket	1-13/16"
6160	12 Pt. Standard Socket	1-7/8"
6164	12 Pt. Standard Socket	2"
6168	12 Pt. Standard Socket	2-1/8"
6170	12 Pt. Standard Socket	2-3/16"
6172	12 Pt. Standard Socket	2-1/4"
6176	12 Pt. Standard Socket	2-3/8"
6400	Ratchet	
6403	3-1/2" Extension	
6408	8" Extension	
6416	16" Extension	
6435	Flex Handle	
6443	Sliding T	
6475	Universal	
SERVICE TOOLS		
E787	Miniature Combination Wrench Set, 10 Pieces	
M788	Miniature Metric Combination Wrench Set, 10 Pieces	
90404B	Deep Throat Forged Steel C-Clamp, Black Oxide, 4", 2 each	
9022	Rubber Mallet, 2-5/8" Head Dia. x 16-3/4" Length	
9023	Dead Blow Hammer with Super Grip, 1 Lb.	
9025	Dead Blow Hammer with Super Grip, 3 Lbs.	
9029	Brass Hammer with Super Grip, 2.5 Lbs.	
9040	Ball Peen Hammer, Fiberglass Handle, 8 Oz.	
9042	Ball Peen Hammer, Fiberglass Handle, 16 Oz.	
9045	Ball Peen Hammer, Fiberglass Handle, 32 Oz.	
9101	Phillips Screwdriver #2	
9103	Phillips Screwdriver #0—1-1/2"	
9104	Phillips Screwdriver #1—3"	
9105	Phillips Screwdriver #2—4"	
9106	Phillips Screwdriver #3—6"	
9107	Phillips Screwdriver #1—6"	
9108	Phillips Screwdriver #2—6"	
9109	Phillips Screwdriver #4—8"	
9112	Cabinet Tip Screwdriver, 1/8"—3"	
9113	Cabinet Tip Screwdriver, 1/8"—5"	
9162	Cabinet Tip Screwdriver, 3/16"—3"	
9115	Cabinet Tip Screwdriver, 3/16"—4"	
9117	Cabinet Tip Screwdriver, 3/16"—8"	
9122	Round Shank Screwdriver, 1/4"—1-1/2"	
9132	Square Shank Screwdriver, 1/4"—4"	

PART NUMBER	DESCRIPTION	SIZE
9133	Square Shank Screwdriver, 1/4"—6"	
9134	Square Shank Screwdriver, 5/16"—6"	
9135	Square Shank Standard Tip, 3/8"—8"	
9137	Square Shank Standard Tip 3/8"—12"	
9161	Two-in-One Flip Screwdriver w/Pocket Clip #1 Phillips and 5/32" Slotted Blades. OAL 4-3/4"	
9164	Offset Screwdriver, 5/16"	
9220	Hollow Shaft Nut Driver, 3/16"	
9221	Hollow Shaft Nut Driver, 7/32"	
9222	Hollow Shaft Nut Driver, 1/4"	
9223	Hollow Shaft Nut Driver, 9/32"	
9224	Hollow Shaft Nut Driver, 5/16"	
9225	Hollow Shaft Nut Driver, 11/32"	
9226	Hollow Shaft Nut Driver, 3/8"	
9227	Hollow Shaft Nut Driver, 7/16"	
9228	Hollow Shaft Nut Driver, 1/2"	
9229	Hollow Shaft Nut Driver, 9/16"	
9381	Ratcheting Box Wrench, 6 Pt., 1/4" x 5/16"	
9382	Ratcheting Box Wrench, 6 Pt., 3/8" x 7/16"	
9383	Ratcheting Box Wrench, 6 Pt., 1/2" x 9/16"	
9384	Ratcheting Box Wrench, 12 Pt., 5/8" x 11/16"	
9386	Ratcheting Box Wrench, 12 Pt., 3/4" x 7/16"	
9416	Metric Ratcheting Box Wrench, 6 Pt. Rev., 7mm x 8mm	
9417	Metric Ratcheting Box Wrench, 6 Pt. Rev., 9mm x 10mm	
9418	Metric Ratcheting Box Wrench, 6 Pt., 11mm x 12mm	
9419	Metric Ratcheting Box Wrench, 6 Pt., 13mm x 14mm	
9421	Metric Ratcheting Box Wrench, 12 Pt., 15mm x 17mm	
9471	Stripper/Crimper/Cutter, 10-20 AWG	
9488	Flexible Scraper Blade, 1-1/4"	
9507	Tape Measure, 3/4" x 16"	
9523	Hacksaw	
9526	Utility Knife	
9535	Magnetic Pick-up Tool	
9538	Center Punch, 3/8" x 5"	
9539	Center Punch, 1/2" x 6"	
9553	Starter Punch, 1/8" x 5"	
9555	Starter Punch, 5/32" x 6"	
9556	Starter Punch, 3/16" x 5"	
9557	Starter Punch, 1/4" x 5"	
9558	Starter Punch, 5/16" x 6"	
9563	Prick Punch, 5/16" x 4-1/4"	
9576	Punch Bar, 5/8" x 18"	
9581	Line-Up Punch, 1/8" x 8"	
9583	Line-Up Punch, 3/16" x 10"	
9584	Line-Up Punch, 1/4" x 12"	
9591	Pin Punch, 3/32" x 4-1/2"	
9592	Pin Punch, 1/8" x 4-3/4"	
9593	Pin Punch, 5/32" x 5"	
9594	Pin Punch, 3/16" x 5-1/4"	
9595	Pin Punch, 7/32" x 5-1/2"	
9596	Pin Punch, 1/4" x 5-3/4"	
9600	Cold Chisel, 1/4" x 5"	
9601	Cold Chisel, 5/16" x 5"	
9602	Cold Chisel, 3/8" x 5-1/2"	
9603	Cold Chisel, 1/2" x 6"	
9604	Cold Chisel, 5/8" x 6-1/2"	



WARNING: WEAR SAFETY GOGGLES USER AND BYSTANDER



WARNING: TOOL SAFETY INFO READ

**MEGA FRACTIONAL & METRIC MASTER SET—1/4", 3/8", 1/2" & 3/4" DRIVES
SET NUMBER 107 CONTINUED**

CONTENTS OF MASTER SETS

PART NUMBER	DESCRIPTION	SIZE
9605	Cold Chisel, 3/4" x 7"	
9606	Cold Chisel, 7/8" x 7-1/2"	
9607	Cold Chisel, 1" x 8"	
9609	Cold Chisel, 3/4" x 12"	
9685	Punch & Chisel Holder	
9702	Rectangular Inspection Mirror, 2-1/8" x 3-1/2", 11-1/2" x 15-1/2" Long	
9AC06	Adjustable Wrench, 6"	
9AC08	Adjustable Wrench, 8"	
9AC10	Adjustable Wrench, 10"	
9AC12	Adjustable Wrench, 12"	
9AC15	Adjustable Wrench, 15"	
9C317	Long Nose Pliers w/Side Cutter, 7-1/2"	
9C326	Long Nose Pliers w/Side Cutter, 6"	
9C337	Pliers, Lap Joint	
9C388	Bent Long Nose Pliers w/Cutter, 8"	
9C357	Pliers, End Cutting	
9C386	Long Nose Pliers, Curved w/Serrated Jaws, 6"	
9C424	Tongue and Groove Pliers, 4-1/2"	
9C426	Tongue and Groove Pliers, 6-1/2"	
9C430	Tongue and Groove Pliers, 10"	
9C436	Pliers, Box Joint	
9C460	Tongue and Groove Pliers, 16"	
9C526	Slip Joint Pliers Wire Cutting Shear, 6"	
9C537	Slip Joint Pliers, 7"	
9C718	Duck Bill Needle Nose, 7"	
9E10113	Fractional L-Key Set, Short Arm in Tool Holder—13 Pieces	
9E10609	9-Piece Hex Torx® Key Set	
9G95202	Screw Extractor Set—5 Pieces	
9H1265K	Snap Ring Plier Set—3 Pieces	
9M42007	Dominator Carbon Scraper, 1-1/2"	
9M472	Pinch Bar, 3/4" x 24"	
9M482	Rolling Head Pry Bar, 1/2" x 16"	
9M483	Rolling Head Pry Bar, 5/8" x 18"	
9P127S	Metal Cutting Snips—Straight, 7"	
9P6716L	Aviation Snips, Cuts Left, Red, 10"	
9R31010	RIDGID Pipe Wrench, 10"	
9R31020	RIDGID Pipe Wrench, 14"	
9R31025	RIDGID Pipe Wrench, 18"	
9V10CR	Curved Jaw Locking Pliers, 10"	
9V20R	Locking Chain Clamp RIDGID Pipe Wrench, 11"	
9V6LN	Long Nose Locking Pliers, 6"	
9V7R	Straight Jaw Locking Pliers, 7"	

MASTER SETS



WRIGHT

MASTER FRACTIONAL & METRIC SET—1/4", 3/8", 1/2" & 3/4" DRIVES

SET NUMBER 113

278 Pieces. See Page 16 for photograph.

PART NUMBER	DESCRIPTION	SIZE
FLAT WRENCHES		
1012	3/8" Drive Crowfoot Wrench	3/8"
E1014	3/8" Drive Crowfoot Wrench	7/16"
1016	3/8" Drive Crowfoot Wrench	1/2"
E1018	3/8" Drive Crowfoot Wrench	9/16"
1020	3/8" Drive Crowfoot Wrench	5/8"
1022	3/8" Drive Crowfoot Wrench	11/16"
E1024	3/8" Drive Crowfoot Wrench	3/4"
1026	3/8" Drive Crowfoot Wrench	13/16"
1028	3/8" Drive Crowfoot Wrench	7/8"
E1032	3/8" Drive Crowfoot Wrench	1"
11-07mm	Metric Combination Wrench, 12 Pt.	7mm
11-08mm	Metric Combination Wrench, 12 Pt.	8mm
11-09mm	Metric Combination Wrench, 12 Pt.	9mm
11-10mm	Metric Combination Wrench, 12 Pt.	10mm
11-11mm	Metric Combination Wrench, 12 Pt.	11mm
11-12mm	Metric Combination Wrench, 12 Pt.	12mm
11-13mm	Metric Combination Wrench, 12 Pt.	13mm
11-14mm	Metric Combination Wrench, 12 Pt.	14mm
11-15mm	Metric Combination Wrench, 12 Pt.	15mm
11-16mm	Metric Combination Wrench, 12 Pt.	16mm
11-17mm	Metric Combination Wrench, 12 Pt.	17mm
11-18mm	Metric Combination Wrench, 12 Pt.	18mm
11-19mm	Metric Combination Wrench, 12 Pt.	19mm
1108	Combination Wrench, 12 Pt.	1/4"
1110	Combination Wrench, 12 Pt.	5/16"
1112	Combination Wrench, 12 Pt.	3/8"
1114	Combination Wrench, 12 Pt.	7/16"
1116	Combination Wrench, 12 Pt.	1/2"
1118	Combination Wrench, 12 Pt.	9/16"
1120	Combination Wrench, 12 Pt.	5/8"
1122	Combination Wrench, 12 Pt.	11/16"
1124	Combination Wrench, 12 Pt.	3/4"
1126	Combination Wrench, 12 Pt.	13/16"
1128	Combination Wrench, 12 Pt.	7/8"
1130	Combination Wrench, 12 Pt.	15/16"
1132	Combination Wrench, 12 Pt.	1"
1134	Combination Wrench, 12 Pt.	1-1/16"
1136	Combination Wrench, 12 Pt.	1-1/8"
1140	Combination Wrench, 12 Pt.	1-1/4"
1310	Open End Wrench	1/4" x 5/16"
1314	Open End Wrench	3/8" x 7/16"
1318	Open End Wrench	1/2" x 9/16"
1322	Open End Wrench	5/8" x 11/16"
1326	Open End Wrench	3/4" x 13/16"

PART NUMBER	DESCRIPTION	SIZE
1330	Open End Wrench	7/8" x 15/16"
1/4" DRIVE SOCKETS & ATTACHMENTS		
2005	6 Pt. Standard Socket	5/32"
2006	6 Pt. Standard Socket	3/16"
2007	6 Pt. Standard Socket	7/32"
2008	6 Pt. Standard Socket	1/4"
2009	6 Pt. Standard Socket	9/32"
2010	6 Pt. Standard Socket	5/16"
2011	6 Pt. Standard Socket	11/32"
2012	6 Pt. Standard Socket	3/8"
2014	6 Pt. Standard Socket	7/16"
2016	6 Pt. Standard Socket	1/2"
2308	8 Pt. Standard Socket	1/4"
2310	8 Pt. Standard Socket	5/16"
2312	8 Pt. Standard Socket	3/8"
2506	6 Pt. Deep Socket	3/16"
2508	6 Pt. Deep Socket	1/4"
2509	6 Pt. Deep Socket	9/32"
2510	6 Pt. Deep Socket	5/16"
2511	6 Pt. Deep Socket	11/32"
2512	6 Pt. Deep Socket	3/8"
2514	6 Pt. Deep Socket	7/16"
2516	6 Pt. Deep Socket	1/2"
2402	2" Extension	
2406	6" Extension	
2435	Flex Handle	
2441	Spinner	
2492	Ratchet, 5-1/4"	
3/8" DRIVE SOCKETS & ATTACHMENTS		
3008	6 Pt. Standard Socket	1/4"
3010	6 Pt. Standard Socket	5/16"
3012	6 Pt. Standard Socket	3/8"
3014	6 Pt. Standard Socket	7/16"
3016	6 Pt. Standard Socket	1/2"
3018	6 Pt. Standard Socket	9/16"
30-06mm	6 Pt. Standard Metric Socket	6mm
30-07mm	6 Pt. Standard Metric Socket	7mm
30-08mm	6 Pt. Standard Metric Socket	8mm
30-09mm	6 Pt. Standard Metric Socket	9mm
30-10mm	6 Pt. Standard Metric Socket	10mm
30-11mm	6 Pt. Standard Metric Socket	11mm
30-12mm	6 Pt. Standard Metric Socket	12mm
30-13mm	6 Pt. Standard Metric Socket	13mm
30-14mm	6 Pt. Standard Metric Socket	14mm
30-15mm	6 Pt. Standard Metric Socket	15mm
30-16mm	6 Pt. Standard Metric Socket	16mm
30-17mm	6 Pt. Standard Metric Socket	17mm
30-18mm	6 Pt. Standard Metric Socket	18mm
30-19mm	6 Pt. Standard Metric Socket	19mm
3120	12 Pt. Standard Socket	5/8"
3122	12 Pt. Standard Socket	11/16"
3124	12 Pt. Standard Socket	3/4"
3126	12 Pt. Standard Socket	13/16"
3128	12 Pt. Standard Socket	7/8"
3130	12 Pt. Standard Socket	15/16"
3132	12 Pt. Standard Socket	1"
32-02mm	Metric Hex Bit Socket	2mm

PART NUMBER	DESCRIPTION	SIZE
32-02.5mm	Metric Hex Bit Socket	2.5mm
32-03mm	Metric Hex Bit Socket	3mm
32-04mm	Metric Hex Bit Socket	4mm
32-05mm	Metric Hex Bit Socket	5mm
32-06mm	Metric Hex Bit Socket	6mm
32-07mm	Metric Hex Bit Socket	7mm
32-08mm	Metric Hex Bit Socket	8mm
32-10mm	Metric Hex Bit Socket	10mm
3204	Hex Bit Socket	1/8"
3205	Hex Bit Socket	5/32"
3206	Hex Bit Socket	3/16"
3207	Hex Bit Socket	7/32"
3208	Hex Bit Socket	1/4"
3210	Hex Bit Socket	5/16"
3212	Hex Bit Socket	3/8"
3260	Standard Screwdriver Socket with Bit	1/4"
3262	Standard Screwdriver Socket with Bit	3/8"
3266	Phillips Screwdriver Socket with Bit	#2
3267	Phillips Screwdriver Socket with Bit	#3
3268	Phillips Screwdriver Socket with Bit	#4
3403	3" Extension	
3405	5" Extension	
3412	12" Extension	
3426	Ratchet, 7" Contour Grip	
3427	Flex Head Ratchet, 9-11/16" Knurled Steel Grip	
3435	Flex Handle	
3443	Sliding T	
3445L	Speeder, 14-1/2"	
3452	Adaptor, 3/8" F x 1/4" M	
3454	Adaptor, 3/8" F x 1/2" M	
3475	Universal	
3508	6 Pt. Deep Socket	1/4"
3510	6 Pt. Deep Socket	5/16"
3512	6 Pt. Deep Socket	3/8"
3514	6 Pt. Deep Socket	7/16"
3516	6 Pt. Deep Socket	1/2"
3518	6 Pt. Deep Socket	9/16"
3520	6 Pt. Deep Socket	5/8"
3522	6 Pt. Deep Socket	11/16"
3524	6 Pt. Deep Socket	3/4"
3526	6 Pt. Deep Socket	13/16"
3528	6 Pt. Deep Socket	7/8"
3530	6 Pt. Deep Socket	15/16"
3532	6 Pt. Deep Socket	1"
35-06mm	6 Pt. Deep Metric Socket	6mm
35-07mm	6 Pt. Deep Metric Socket	7mm
35-08mm	6 Pt. Deep Metric Socket	8mm
35-09mm	6 Pt. Deep Metric Socket	9mm
35-10mm	6 Pt. Deep Metric Socket	10mm
35-11mm	6 Pt. Deep Metric Socket	11mm
35-12mm	6 Pt. Deep Metric Socket	12mm
35-13mm	6 Pt. Deep Metric Socket	13mm
35-14mm	6 Pt. Deep Metric Socket	14mm
35-15mm	6 Pt. Deep Metric Socket	15mm
35-16mm	6 Pt. Deep Metric Socket	16mm
35-17mm	6 Pt. Deep Metric Socket	17mm
35-18mm	6 Pt. Deep Metric Socket	18mm

CONTENTS OF MASTER SETS



WARNING: WEAR SAFETY GOGGLES USER AND BYSTANDER



WARNING: TOOL SAFETY INFO READ PAGES 376-378



WARNING: COMFORT OR PLASTIC GRIPS DO NOT PROTECT AGAINST ELECTRIC SHOCK



WARNING: WEAR SAFETY GOGGLES USER AND BYSTANDER



WARNING: TOOL SAFETY INFO READ PAGES 376-378



WARNING: COMFORT OR PLASTIC GRIPS DO NOT PROTECT AGAINST ELECTRIC SHOCK

**MASTER FRACTIONAL & METRIC SET—1/4", 3/8", 1/2" & 3/4" DRIVES
SET NUMBER 113 CONTINUED**

MASTER SETS



PART NUMBER	DESCRIPTION	SIZE
35-19mm	6 Pt. Deep Metric Socket	19mm
3712	12 Pt. Flex Socket	3/8"
3714	12 Pt. Flex Socket	7/16"
3716	12 Pt. Flex Socket	1/2"
3718	12 Pt. Flex Socket	9/16"
3720	12 Pt. Flex Socket	5/8"
3722	12 Pt. Flex Socket	11/16"
3724	12 Pt. Flex Socket	3/4"

1/2" DRIVE SOCKETS & ATTACHMENTS

4112	12 Pt. Standard Socket	3/8"
4114	12 Pt. Standard Socket	7/16"
4116	12 Pt. Standard Socket	1/2"
4118	12 Pt. Standard Socket	9/16"
4120	12 Pt. Standard Socket	5/8"
4122	12 Pt. Standard Socket	11/16"
4124	12 Pt. Standard Socket	3/4"
4126	12 Pt. Standard Socket	13/16"
4128	12 Pt. Standard Socket	7/8"
4130	12 Pt. Standard Socket	15/16"
4132	12 Pt. Standard Socket	1"
4134	12 Pt. Standard Socket	1-1/16"
4136	12 Pt. Standard Socket	1-1/8"
4140	12 Pt. Standard Socket	1-1/4"

4405	5" Extension	
4410	10" Extension	
4420	20" Extension	
4426	Ratchet, 10-1/2" Series 400, Knurled Grip	
4435	Flex Handle	
4445L	Speeder	
4453	Adaptor, 1/2" F x 3/8" M	
4475	Universal	
4612	12 Pt. Deep Socket	3/8"
4614	12 Pt. Deep Socket	7/16"
4616	12 Pt. Deep Socket	1/2"
4618	12 Pt. Deep Socket	9/16"
4620	12 Pt. Deep Socket	5/8"
4622	12 Pt. Deep Socket	11/16"
4624	12 Pt. Deep Socket	3/4"
4626	12 Pt. Deep Socket	13/16"
4628	12 Pt. Deep Socket	7/8"
4630	12 Pt. Deep Socket	15/16"
4632	12 Pt. Deep Socket	1"
4634	12 Pt. Deep Socket	1-1/16"
4636	12 Pt. Deep Socket	1-1/8"
4638	12 Pt. Deep Socket	1-3/16"
4640	12 Pt. Deep Socket	1-1/4"

3/4" DRIVE SOCKETS & ATTACHMENTS

6128	12 Pt. Standard Socket	7/8"
6130	12 Pt. Standard Socket	15/16"
6132	12 Pt. Standard Socket	1"
6134	12 Pt. Standard Socket	1-1/16"
6136	12 Pt. Standard Socket	1-1/8"
6140	12 Pt. Standard Socket	1-1/4"
6142	12 Pt. Standard Socket	1-5/16"
6144	12 Pt. Standard Socket	1-3/8"
6146	12 Pt. Standard Socket	1-7/16"
6148	12 Pt. Standard Socket	1-1/2"

PART NUMBER	DESCRIPTION	SIZE
6152	12 Pt. Standard Socket	1-5/8"
6154	12 Pt. Standard Socket	1-11/16"
6156	12 Pt. Standard Socket	1-3/4"
6158	12 Pt. Standard Socket	1-13/16"
6160	12 Pt. Standard Socket	1-7/8"
6164	12 Pt. Standard Socket	2"

6400	Ratchet	
6408	8" Extension	
6435	Flex Handle	

SERVICE TOOLS

E787	Miniature Combination Wrench Set, 10 Pieces	
E798	Miniature Combination Wrench Set, 7/32"-7/16", 8 Pieces	
9030	Soft Face Hammer	
9042	Ball Peen Hammer, Fiberglass Handle, 16 Oz.	
9105	Phillips Screwdriver #2-4"	
9106	Phillips Screwdriver #3-6"	
9123	Round Shank Screwdriver, 1/4"-4"	
9125	Round Shank Screwdriver, 5/16"-6"	
9126	Round Shank Screwdriver, 3/8"-8"	
9132	Square Shank Screwdriver, 1/4"-4"	
9134	Square Shank Screwdriver, 5/16"-6"	
9136	Square Shank Screwdriver, 3/8"-10"	
9181	Two-in-One Flip Screwdriver w/Pocket Clip #1 Phillips and 5/32" Slotted Blades. DAL 4-3/4"	
9184	Offset Screwdriver, 5/16"	
9M42007	Gasket Scraper, 1-1/2"	
9523	Hacksaw	
9536	Center Punch, 1/4"	
9556	Starter Punch, 3/16" x 5"	
9576	Punch Bar, 5/8" x 18"	
9594	Pin Punch, 3/16" x 5-1/4"	
9602	Cold Chisel, 3/8" x 5-1/2"	
9604	Cold Chisel, 5/8" x 6-1/2"	
9685	Punch & Chisel Holder	
9702	Rectangular Inspection Mirror, 2-1/8" x 3-1/2"	
9AC10	Adjustable Wrench, Chrome, 10"	
9C326	Long Nose Pliers w/Side Cutter, 6"	
9C430	Tongue and Groove Pliers, (Channellock #430G), 10"	
9C437	Pliers, Box Joint (Channellock #326G), 6"	
9CS26	Slip Joint Pliers Wire Cutting Shear, (Channellock #526G), 6"	
9E10113	Hex Key Set, Short Arm—13 Pieces. .050"-3/8" Long	

**MASTER MAINTENANCE SET
1/4", 3/8" & 1/2" DRIVES**

SET NUMBER 122

368 Pieces. See Page 17 for photograph.

FLAT WRENCHES

PART NUMBER	DESCRIPTION	SIZE
1012	3/8" Drive Crowfoot Wrench	3/8"
E1014	3/8" Drive Crowfoot Wrench	7/16"
1016	3/8" Drive Crowfoot Wrench	1/2"
E1018	3/8" Drive Crowfoot Wrench	9/16"
1020	3/8" Drive Crowfoot Wrench	5/8"
E1022	3/8" Drive Crowfoot Wrench	11/16"
E1024	3/8" Drive Crowfoot Wrench	3/4"
1026	3/8" Drive Crowfoot Wrench	13/16"
1028	3/8" Drive Crowfoot Wrench	7/8"
1040	Combination Open End Flare Nut Wrench	3/8"
1042	Combination Open End Flare Nut Wrench	7/16"
1044	Combination Open End Flare Nut Wrench	1/2"
1046	Combination Open End Flare Nut Wrench	9/16"
1048	Combination Open End Flare Nut Wrench	5/8"
1050	Combination Open End Flare Nut Wrench	11/16"
1052	Combination Open End Flare Nut Wrench	3/4"
1110	Combination Wrench, 12 Pt.	5/16"
1112	Combination Wrench, 12 Pt.	3/8"
1114	Combination Wrench, 12 Pt.	7/16"
1116	Combination Wrench, 12 Pt.	1/2"
1118	Combination Wrench, 12 Pt.	9/16"
1120	Combination Wrench, 12 Pt.	5/8"
1122	Combination Wrench, 12 Pt.	11/16"
1124	Combination Wrench, 12 Pt.	3/4"
1126	Combination Wrench, 12 Pt.	13/16"
1128	Combination Wrench, 12 Pt.	7/8"
1130	Combination Wrench, 12 Pt.	15/16"
1132	Combination Wrench, 12 Pt.	1"
1134	Combination Wrench, 12 Pt.	1-1/16"
1136	Combination Wrench, 12 Pt.	1-1/8"
1140	Combination Wrench, 12 Pt.	1-1/4"
1310	Open End Wrench	1/4" x 5/16"
1312	Open End Wrench	5/16" x 3/8"
1316	Open End Wrench	7/16" x 1/2"
1318	Open End Wrench	1/2" x 9/16"
1320	Open End Wrench	9/16" x 5/8"
1324	Open End Wrench	5/8" x 3/4"
1325	Open End Wrench	11/16" x 3/4"
1329	Open End Wrench	13/16" x 7/8"
1332	Open End Wrench	15/16" x 1"
1336	Open End Wrench	1-1/16" x 1-1/8"
1642	Ratcheting Flare Nut Wrench	3/8"
1644	Ratcheting Flare Nut Wrench	7/16"
1646	Ratcheting Flare Nut Wrench	1/2"
1648	Ratcheting Flare Nut Wrench	9/16"
1650	Ratcheting Flare Nut Wrench	5/8"

PART NUMBER	DESCRIPTION	SIZE
1652	Ratcheting Flare Nut Wrench	11/16"
1654	Ratcheting Flare Nut Wrench	3/4"
51012	12 Pt. Box Wrench—Modified Offset	5/16" x 3/8"
51214	12 Pt. Box Wrench—Modified Offset	3/8" x 7/16"
51416	12 Pt. Box Wrench—Modified Offset	7/16" x 1/2"
51618	12 Pt. Box Wrench—Modified Offset	1/2" x 9/16"
51820	12 Pt. Box Wrench—Modified Offset	9/16" x 5/8"
52024	12 Pt. Box Wrench—Modified Offset	5/8" x 3/4"
52224	12 Pt. Box Wrench—Modified Offset	11/16" x 3/4"
52628	12 Pt. Box Wrench—Modified Offset	13/16" x 7/8"
53032	12 Pt. Box Wrench—Modified Offset	15/16" x 1"
53436	12 Pt. Box Wrench—Modified Offset	1-1/16" x 1-1/8"

1/4" DRIVE SOCKETS & ATTACHMENTS

2006	6 Pt. Standard Socket	3/16"
2007	6 Pt. Standard Socket	7/32"
2008	6 Pt. Standard Socket	1/4"
2009	6 Pt. Standard Socket	9/32"
2010	6 Pt. Standard Socket	5/16"
2011	6 Pt. Standard Socket	11/32"
2012	6 Pt. Standard Socket	3/8"
2014	6 Pt. Standard Socket	7/16"
2016	6 Pt. Standard Socket	1/2"
2118	12 Pt. Standard Socket	9/16"
2202	Hex Bit Socket	1/16"
2203	Hex Bit Socket	5/64"
2204	Hex Bit Socket	3/32"
2205	Hex Bit Socket	7/64"
2206	Hex Bit Socket	1/8"
2207	Hex Bit Socket	9/64"
2208	Hex Bit Socket	5/32"
2210	Hex Bit Socket	3/16"
2212	Hex Bit Socket	7/32"
2214	Hex Bit Socket	1/4"
2218	Hex Bit Socket	5/16"
2260	Standard Screwdriver Socket with Bit (9204)	3/16"
2261	Standard Screwdriver Socket with Bit (9205)	1/4"
2263	Standard Screwdriver Socket with Bit	3/8"
2265	Phillips Screwdriver Socket with Bit (9200)	#1
2267	Long Phillips Screwdriver Socket with Bit (9202)	#1
2308	8 Pt. Standard Socket	1/4"
2310	8 Pt. Standard Socket	5/16"
2312	8 Pt. Standard Socket	3/8"
2402	2" Extension	
2404	4" Extension	
2406	6" Extension	
2492	Ratchet	
2435	Flex Handle	
2442	Spinner w/female end	
2445L	Speed Handle	
2475	Universal Joint	
2506	6 Pt. Deep Socket	3/16"
2507	6 Pt. Deep Socket	7/32"
2508	6 Pt. Deep Socket	1/4"
2509	6 Pt. Deep Socket	9/32"

PART NUMBER	DESCRIPTION	SIZE
2510	6 Pt. Deep Socket	5/16"
2511	6 Pt. Deep Socket	11/32"
2512	6 Pt. Deep Socket	3/8"
2514	6 Pt. Deep Socket	7/16"
2516	6 Pt. Deep Socket	1/2"
2618	12 Pt. Deep Socket	9/16"
2708	12 Pt. Standard Universal Socket	1/4"
2710	12 Pt. Standard Universal Socket	5/16"
2712	12 Pt. Standard Universal Socket	3/8"
2714	12 Pt. Standard Universal Socket	7/16"

3/8" DRIVE SOCKETS & ATTACHMENTS

3108	12 Pt. Standard Socket	1/4"
3110	12 Pt. Standard Socket	5/16"
3112	12 Pt. Standard Socket	3/8"
3114	12 Pt. Standard Socket	7/16"
3116	12 Pt. Standard Socket	1/2"
3118	12 Pt. Standard Socket	9/16"
3120	12 Pt. Standard Socket	5/8"
3122	12 Pt. Standard Socket	11/16"
3124	12 Pt. Standard Socket	3/4"
3126	12 Pt. Standard Socket	13/16"
3128	12 Pt. Standard Socket	7/8"
3130	12 Pt. Standard Socket	15/16"
3132	12 Pt. Standard Socket	1"
3204	Hex Bit Socket	1/8"
3205	Hex Bit Socket	5/32"
3206	Hex Bit Socket	3/16"
3207	Hex Bit Socket	7/32"
3208	Hex Bit Socket	1/4"
3210	Hex Bit Socket	5/16"
3212	Hex Bit Socket	3/8"
3260	Standard Screwdriver Socket with Bit	1/4"
3266	Phillips Screwdriver Socket with Bit	#2
3267	Phillips Screwdriver Socket with Bit	#3
3268	Phillips Screwdriver Socket with Bit	#4
3308	8 Pt. Standard Socket	1/4"
3310	8 Pt. Standard Socket	5/16"
3312	8 Pt. Standard Socket	3/8"
3314	8 Pt. Standard Socket	7/16"
3316	8 Pt. Standard Socket	1/2"
3403	3" Extension	
3405	5" Extension	
3408	8" Extension	
3410	3" Wobble Extension	
3411	6" Wobble Extension	
3412	12" Extension	
3426	Ratchet, 7" Contour Grip	
3427	Flex Head Ratchet, 9-11/16" Knurled Steel Grip	
3435	Flex Handle	
3443	Sliding T	
3445L	Speeder, 14-1/2"	
3475	Universal	
3508	6 Pt. Deep Socket	1/4"
3510	6 Pt. Deep Socket	5/16"
3612	12 Pt. Deep Socket	3/8"
3614	12 Pt. Deep Socket	7/16"
3616	12 Pt. Deep Socket	1/2"



**MASTER MAINTENANCE SET—1/4", 3/8" & 1/2" DRIVES
SET NUMBER I22 CONTINUED**



PART NUMBER	DESCRIPTION	SIZE	PART NUMBER	DESCRIPTION	SIZE	PART NUMBER	DESCRIPTION	SIZE	PART NUMBER	DESCRIPTION	SIZE
3618	12 Pt. Deep Socket	9/16"	4410	10" Extension		9227	Hollow Shaft Nut Driver, 7/16"		9685101	Screw Extractor, #1	
3620	12 Pt. Deep Socket	5/8"	4425	Ratchet—Long Handle		9228	Hollow Shaft Nut Driver, 1/2"		9685102	Screw Extractor, #2	
3622	12 Pt. Deep Socket	11/16"	4426	Ratchet		9229	Hollow Shaft Nut Driver, 9/16"		9685103	Screw Extractor, #3	
3624	12 Pt. Deep Socket	3/4"	4427	Flex Head Ratchet		9381	Ratcheting Box Wrench, 6 Pt., 1/4" x 5/16"		9685104	Screw Extractor, #4	
3626	12 Pt. Deep Socket	13/16"	4435	Flex Handle		9382	Ratcheting Box Wrench, 6 Pt., 3/8" x 7/16"		9685105	Screw Extractor, #5	
3628	12 Pt. Deep Socket	7/8"	4443	Sliding T		9383	Ratcheting Box Wrench, 6 Pt., 1/2" x 9/16"		9H1221S	Retaining Ring Plier w/Adjustable Stop	
3630	12 Pt. Deep Socket	15/16"	4445L	Speeder		9384	Ratcheting Box Wrench, 12 Pt., 5/8" x 11/16"		9H1234	Retaining Ring Plier w/Replaceable Tips	
3632	12 Pt. Deep Socket	1"	4475	Universal		9386	Ratcheting Box Wrench, 12 Pt., 3/4" x 7/16"		9M472	Pinch Bar, 3/4" x 24"	
3712	12 Pt. Flex Socket	3/8"	4477	Micro-Adjustable Metal Handle Torque Wrench		9R31005	RIDGID Pipe Wrench, 8"		9M482	Rolling Head Pry Bar, 1/2" x 16"	
3714	12 Pt. Flex Socket	7/16"	4616	12 Pt. Deep Socket	1/2"	9R31010	RIDGID Pipe Wrench, 10"		9M483	Rolling Head Pry Bar, 5/8" x 18"	
3716	12 Pt. Flex Socket	1/2"	4618	12 Pt. Deep Socket	9/16"	9R31020	RIDGID Pipe Wrench, 14"		9P6716S	Aviation Snips, Cuts Straight, Yellow, 10"	
3718	12 Pt. Flex Socket	9/16"	4620	12 Pt. Deep Socket	5/8"	9471	Stripper/Crimper/Cutter, 10-20 AWG		9V10CR	Curved Jaw Locking Pliers, 10"	
3720	12 Pt. Flex Socket	5/8"	4622	12 Pt. Deep Socket	11/16"	9488	Flexible Scraper Blade, 1-1/4"		9V6LN	Long Nose Locking Pliers, w/Wire Cutter, 6"	
3722	12 Pt. Flex Socket	11/16"	4624	12 Pt. Deep Socket	3/4"	9507	Tape Measure, 3/4" x 16"		9V7R	Straight Jaw Locking Pliers	
3724	12 Pt. Flex Socket	3/4"	4626	12 Pt. Deep Socket	13/16"	9523	Hacksaw		9P127S	Metal Cutting Snips, Straight—10"	
1/2" DRIVE SOCKETS & ATTACHMENTS			4628	12 Pt. Deep Socket	7/8"	9526	Utility Knife				
4112	12 Pt. Standard Socket	3/8"	4630	12 Pt. Deep Socket	15/16"	9535	Magnetic Pick-up Tool				
4114	12 Pt. Standard Socket	7/16"	4632	12 Pt. Deep Socket	1"	9537	Center Punch, 1/4" x 3-1/2"				
4116	12 Pt. Standard Socket	1/2"	4634	12 Pt. Deep Socket	1-1/16"	9538	Center Punch, 3/8" x 5"				
4118	12 Pt. Standard Socket	9/16"	4636	12 Pt. Deep Socket	1-1/8"	9539	Center Punch, 1/2" x 6"				
4119	12 Pt. Standard Socket	19/32"	4640	12 Pt. Deep Socket	1-1/4"	9557	Starter Punch, 1/4" x 5"				
4120	12 Pt. Standard Socket	5/8"	SERVICE TOOLS			9563	Prick Punch, 5/16" x 4-1/4"				
4122	12 Pt. Standard Socket	11/16"	E787	Miniature Combination Wrench Set, 10 Pieces		9576	Punch Bar, 5/8" x 18"				
4124	12 Pt. Standard Socket	3/4"	E798	Miniature Open End Wrench Set, 9 Pieces		9581	Line-Up Punch, 1/8" x 8"				
4125	12 Pt. Standard Socket	25/32"	9022	Rubber Mallet, 2-5/8" Head Dia. x 16-3/4" Length		9583	Line-Up Punch, 3/16" x 10"				
4126	12 Pt. Standard Socket	13/16"	9023	Dead Blow Hammer with Super Grip, 1 Lb.		9584	Line-Up Punch, 1/4" x 12"				
4128	12 Pt. Standard Socket	7/8"	9040	Ball Peen Hammer, Fiberglass Handle, 8 Oz.		9592	Pin Punch, 1/8" x 4-3/4"				
4129	12 Pt. Standard Socket	29/32"	9042	Ball Peen Hammer, Fiberglass Handle, 16 Oz.		9593	Pin Punch, 5/32" x 5"				
4130	12 Pt. Standard Socket	15/16"	9045	Ball Peen Hammer, Fiberglass Handle, 32 Oz.		9594	Pin Punch, 3/16" x 5-1/4"				
4132	12 Pt. Standard Socket	1"	90404B (2)	Deep Throat Forged Steel C-Clamp, Black Oxide, 4"		9595	Pin Punch, 7/32" x 5-1/2"				
4134	12 Pt. Standard Socket	1-1/16"	9101	Phillips Screwdriver #2—1-1/2"		9596	Pin Punch, 1/4" x 5-3/4"				
4136	12 Pt. Standard Socket	1-1/8"	9103	Phillips Screwdriver #0—1-1/2"		9600	Cold Chisel, 1/4" x 5"				
4138	12 Pt. Standard Socket	1-3/16"	9104	Phillips Screwdriver #1—3"		9601	Cold Chisel, 5/16" x 5"				
4140	12 Pt. Standard Socket	1-1/4"	9105	Phillips Screwdriver #2—4"		9603	Cold Chisel, 1/2" x 6"				
4142	12 Pt. Standard Socket	1-5/16"	9106	Phillips Screwdriver #3—6"		9604	Cold Chisel, 5/8" x 6-1/2"				
4144	12 Pt. Standard Socket	1-3/8"	9107	Phillips Screwdriver #1—6"		9605	Cold Chisel, 3/4" x 7"				
4146	12 Pt. Standard Socket	1-7/16"	9108	Phillips Screwdriver #2—6"		9606	Cold Chisel, 7/8" x 7-1/2"				
4148	12 Pt. Standard Socket	1-1/2"	9109	Phillips Screwdriver #4—8"		9607	Cold Chisel, 1" x 8"				
4208	Hex Bit Socket	1/4"	9112	Cabinet Tip Screwdriver, 1/8"—3"		9685	Punch & Chisel Holder				
4210	Hex Bit Socket	5/16"	9113	Cabinet Tip Screwdriver, 1/8"—5"		9702	Rectangular Inspection Mirror, 2-1/8" x 3-1/2"				
4212	Hex Bit Socket	3/8"	9162	Cabinet Tip Screwdriver, 3/16"—3"		9AC06	Adjustable Wrench, 6"				
4214	Hex Bit Socket	7/16"	9115	Cabinet Tip Screwdriver, 3/16"—4"		9AC08	Adjustable Wrench, 8"				
4216	Hex Bit Socket	1/2"	9117	Cabinet Tip Screwdriver, 3/16"—8"		9AC10	Adjustable Wrench, 10"				
4218	Hex Bit Socket	9/16"	9122	Round Shank Screwdriver, 1/4"—1-1/2"		9AC12	Adjustable Wrench, 12"				
4220	Hex Bit Socket	5/8"	9132	Square Shank Screwdriver, 1/4"—4"		9C317	Long Nose Pliers w/Side Cutter, 7-1/2"				
4312	8 Pt. Standard Socket	3/8"	9134	Square Shank Screwdriver, 5/16"—6"		9C337	Pliers, Lap Joint				
4314	8 Pt. Standard Socket	7/16"	9135	Square Shank Standard Tip, 3/8"—8"		9C369	Linesmen's Round Nose Pliers, 9-1/2"				
4316	8 Pt. Standard Socket	1/2"	9137	Square Standard Tip 3/8"—12"		9C357	Pliers, End Cutting				
4318	8 Pt. Standard Socket	9/16"	9181	Two-in-One Flip Screwdriver w/Pocket Clip #1 Phillips and 5/32" Slotted Blades. OAL 4-3/4"		9C388	Bent Long Nose Plier w/Cutter, 8"				
4320	8 Pt. Standard Socket	5/8"	9220	Hollow Shaft Nut Driver, 3/16"		9C420	Tongue and Groove Pliers, 9-1/2"				
4322	8 Pt. Standard Socket	11/16"	9221	Hollow Shaft Nut Driver, 7/32"		9C424	Tongue and Groove Pliers, 4-1/2"				
4324	8 Pt. Standard Socket	3/4"	9222	Hollow Shaft Nut Driver, 1/4"		9C426	Tongue and Groove Pliers, 6-1/2"				
4326	8 Pt. Standard Socket	13/16"	9223	Hollow Shaft Nut Driver, 9/32"		9C436	Pliers, Box Joint				
4328	8 Pt. Standard Socket	7/8"	9224	Hollow Shaft Nut Driver, 5/16"		9C537	Slip Joint Pliers, 16"				
4332	8 Pt. Standard Socket	1"	9224	Hollow Shaft Nut Driver, 5/16"		9C718	Duck Bill Needle Nose, 7"				
4402	2" Extension		9225	Hollow Shaft Nut Driver, 11/32"		9E10113	Fractional L-Key Set, Short Arm in Tool Holder—13 Pieces				
4405	5" Extension		9226	Hollow Shaft Nut Driver, 3/8"							



INTERMEDIATE SET

INTERMEDIATE SET—1/4", 3/8", 1/2" & 3/4" DRIVES

SET NUMBER 126

255 Pieces. See Page 18 for photograph.

PART NUMBER	DESCRIPTION	SIZE
FLAT WRENCHES		
1040	Combination Open End Flare Nut Wrench	3/8"
1042	Combination Open End Flare Nut Wrench	7/16"
1044	Combination Open End Flare Nut Wrench	1/2"
1046	Combination Open End Flare Nut Wrench	9/16"
1048	Combination Open End Flare Nut Wrench	5/8"
1050	Combination Open End Flare Nut Wrench	11/16"
1052	Combination Open End Flare Nut Wrench	3/4"
1110	Combination Wrench, 12 Pt.	5/16"
1112	Combination Wrench, 12 Pt.	3/8"
1114	Combination Wrench, 12 Pt.	7/16"
1116	Combination Wrench, 12 Pt.	1/2"
1118	Combination Wrench, 12 Pt.	9/16"
1120	Combination Wrench, 12 Pt.	5/8"
1122	Combination Wrench, 12 Pt.	11/16"
1124	Combination Wrench, 12 Pt.	3/4"
1126	Combination Wrench, 12 Pt.	13/16"
1128	Combination Wrench, 12 Pt.	7/8"
1130	Combination Wrench, 12 Pt.	15/16"
1132	Combination Wrench, 12 Pt.	1"
1134	Combination Wrench, 12 Pt.	1-1/16"
1136	Combination Wrench, 12 Pt.	1-1/8"
1140	Combination Wrench, 12 Pt.	1-1/4"
1142	Combination Wrench, 12 Pt.	1-5/16"
1144	Combination Wrench, 12 Pt.	1-3/8"
1146	Combination Wrench, 12 Pt.	1-7/16"
1148	Combination Wrench, 12 Pt.	1-1/2"
1310	Open End Wrench	1/4" x 5/16"
1312	Open End Wrench	3/8" x 5/16"
1316	Open End Wrench	7/8" x 1/2"
1318	Open End Wrench	1/2" x 9/16"
1320	Open End Wrench	9/16" x 5/8"
1324	Open End Wrench	5/8" x 3/4"
1325	Open End Wrench	11/16" x 3/4"
1329	Open End Wrench	13/16" x 7/8"
1332	Open End Wrench	15/16" x 1"
1336	Open End Wrench	1-1/16" x 1-1/8"
51214	12 Pt. Box Wrench—Modified Offset	3/8" x 7/16"
51618	12 Pt. Box Wrench—Modified Offset	1/2" x 9/16"
52022	12 Pt. Box Wrench—Modified Offset	5/8" x 11/16"
52426	12 Pt. Box Wrench—Modified Offset	3/4" x 13/16"
1/4" DRIVE SOCKETS & ATTACHMENTS		
2006	6 Pt. Standard Socket	3/16"
2007	6 Pt. Standard Socket	7/32"
2008	6 Pt. Standard Socket	1/4"
2009	6 Pt. Standard Socket	9/32"

PART NUMBER	DESCRIPTION	SIZE
2010	6 Pt. Standard Socket	5/16"
2011	6 Pt. Standard Socket	11/32"
2012	6 Pt. Standard Socket	3/8"
2014	6 Pt. Standard Socket	7/16"
2016	6 Pt. Standard Socket	1/2"
2118	12 Pt. Standard Socket	9/16"
2402	2" Extension	
2406	6" Extension	
2435	Flex Handle	
2442	Spinner w/female end	
2475	Universal Joint	
2492	Ratchet, 5-1/4"	
2506	6 Pt. Deep Socket	3/16"
2507	6 Pt. Deep Socket	7/32"
2508	6 Pt. Deep Socket	1/4"
2509	6 Pt. Deep Socket	9/32"
2510	6 Pt. Deep Socket	5/16"
2511	6 Pt. Deep Socket	11/32"
2512	6 Pt. Deep Socket	3/8"
2514	6 Pt. Deep Socket	7/16"
2516	6 Pt. Deep Socket	1/2"
2618	12 Pt. Deep Socket	9/16"
3/8" DRIVE SOCKETS & ATTACHMENTS		
3112	12 Pt. Standard Socket	3/8"
3114	12 Pt. Standard Socket	7/16"
3116	12 Pt. Standard Socket	1/2"
3118	12 Pt. Standard Socket	9/16"
3120	12 Pt. Standard Socket	5/8"
3122	12 Pt. Standard Socket	11/16"
3124	12 Pt. Standard Socket	3/4"
3126	12 Pt. Standard Socket	13/16"
3128	12 Pt. Standard Socket	7/8"
3204	Hex Bit Socket	1/8"
3205	Hex Bit Socket	5/32"
3206	Hex Bit Socket	3/16"
3207	Hex Bit Socket	7/32"
3208	Hex Bit Socket	1/4"
3210	Hex Bit Socket	5/16"
3212	Hex Bit Socket	3/8"
3308	8 Pt. Standard Socket	1/4"
3310	8 Pt. Standard Socket	5/16"
3312	8 Pt. Standard Socket	3/8"
3403	3" Extension	
3405	5" Extension	
3412	12" Extension	
3426	Ratchet, 7" Knurled Grip	
3435	Flex Handle	
3445L	Speeder, 14-1/2"	
3475	Universal	
3612	12 Pt. Deep Socket	3/8"
3614	12 Pt. Deep Socket	7/16"
3616	12 Pt. Deep Socket	1/2"
3618	12 Pt. Deep Socket	9/16"
3620	12 Pt. Deep Socket	5/8"
3622	12 Pt. Deep Socket	11/16"
3624	12 Pt. Deep Socket	3/4"

PART NUMBER	DESCRIPTION	SIZE
3626	12 Pt. Deep Socket	13/16"
3628	12 Pt. Deep Socket	7/8"
3714	12 Pt. Flex Socket	7/16"
3716	12 Pt. Flex Socket	1/2"
3718	12 Pt. Flex Socket	9/16"
3720	12 Pt. Flex Socket	5/8"
3722	12 Pt. Flex Socket	11/16"
3724	12 Pt. Flex Socket	3/4"
1/2" DRIVE SOCKETS & ATTACHMENTS		
4112	12 Pt. Standard Socket	3/8"
4114	12 Pt. Standard Socket	7/16"
4116	12 Pt. Standard Socket	1/2"
4118	12 Pt. Standard Socket	9/16"
4120	12 Pt. Standard Socket	5/8"
4122	12 Pt. Standard Socket	11/16"
4124	12 Pt. Standard Socket	3/4"
4126	12 Pt. Standard Socket	13/16"
4128	12 Pt. Standard Socket	7/8"
4130	12 Pt. Standard Socket	15/16"
4132	12 Pt. Standard Socket	1"
4134	12 Pt. Standard Socket	1-1/16"
4136	12 Pt. Standard Socket	1-1/8"
4140	12 Pt. Standard Socket	1-1/4"
4216	Hex Bit Socket	1/2"
4218	Hex Bit Socket	9/16"
4220	Hex Bit Socket	5/8"
4402	2" Extension	
4405	5" Extension	
4410	10" Extension	
4426	Ratchet, 10-1/2" Series 400, Knurled Grip	
4435	Flex Handle	
4445L	Speeder	
4475	Universal	
4478	Micro-Adjustable Torque Wrench, 30-250 Ft. Lbs.	
4616	12 Pt. Deep Socket	1/2"
4618	12 Pt. Deep Socket	9/16"
4620	12 Pt. Deep Socket	5/8"
4622	12 Pt. Deep Socket	11/16"
4624	12 Pt. Deep Socket	3/4"
4626	12 Pt. Deep Socket	13/16"
4628	12 Pt. Deep Socket	7/8"
4630	12 Pt. Deep Socket	15/16"
4632	12 Pt. Deep Socket	1"
4634	12 Pt. Deep Socket	1-1/16"
4636	12 Pt. Deep Socket	1-1/8"
4640	12 Pt. Deep Socket	1-1/4"
3/4" DRIVE SOCKETS & ATTACHMENTS		
6128	12 Pt. Standard Socket	7/8"
6130	12 Pt. Standard Socket	15/16"
6132	12 Pt. Standard Socket	1"
6134	12 Pt. Standard Socket	1-1/16"
6136	12 Pt. Standard Socket	1-1/8"
6140	12 Pt. Standard Socket	1-1/4"
6142	12 Pt. Standard Socket	1-5/16"
6144	12 Pt. Standard Socket	1-3/8"
6146	12 Pt. Standard Socket	1-7/16"
6148	12 Pt. Standard Socket	1-1/2"

PART NUMBER	DESCRIPTION	SIZE
6152	12 Pt. Standard Socket	1-5/8"
6156	12 Pt. Standard Socket	1-3/4"
6158	12 Pt. Standard Socket	1-13/16"
6160	12 Pt. Standard Socket	1-7/8"
6164	12 Pt. Standard Socket	2"
6400	Ratchet	
6408	8" Extension	
6416	16" Extension	
6435	Flex Handle	
6443	Sliding T	
SERVICE TOOLS		
9023	Dead Blow Hammer with Super Grip, 1 Lb.	
9029	Brass Hammer with Super Grip, 2.5 Lbs.	
90404B	Deep Throat Forged Steel Body Clamps, 4", 2 each	
9042	Ball Peen Hammer, Fiberglass Handle, 16 Oz.	
9045	Ball Peen Hammer, Fiberglass Handle, 32 Oz.	
9101	Phillips Screwdriver #2—1-1/2"	
9103	Phillips Screwdriver #0—3"	
9104	Phillips Screwdriver #1—3"	
9105	Phillips Screwdriver #2—4"	
9108	Phillips Screwdriver #2—6"	
9109	Phillips Screwdriver #4—8"	
9122	Round Shank Screwdriver, 1/4"—1-1/2"	
9132	Square Shank Screwdriver, 1/4"—4"	
9133	Square Shank Screwdriver, 1/4"—6"	
9134	Square Shank Screwdriver, 5/16"—6"	
9135	Square Shank Standard Tip, 3/8"—8"	
9137	Square Standard Tip 3/8"—12"	
9181	Two-in-One Flip Screwdriver w/Pocket Clip #1 Phillips and 5/32" Slotted Blades. OAL 4-3/4"	
9184	Offset Screwdriver, 5/16"	
9220	Hollow Shaft Nut Driver, 3/16"	
9221	Hollow Shaft Nut Driver, 7/32"	
9222	Hollow Shaft Nut Driver, 1/4"	
9223	Hollow Shaft Nut Driver, 9/32"	
9224	Hollow Shaft Nut Driver, 5/16"	
9225	Hollow Shaft Nut Driver, 11/32"	
9226	Hollow Shaft Nut Driver, 3/8"	
9381	Ratcheting Box Wrench, 6 Pt., 1/4" x 5/16"	
9382	Ratcheting Box Wrench, 6 Pt., 3/8" x 7/16"	
9383	Ratcheting Box Wrench, 6 Pt., 1/2" x 9/16"	
9384	Ratcheting Box Wrench, 12 Pt., 5/8" x 11/16"	
9386	Ratcheting Box Wrench, 12 Pt., 3/4" x 7/8"	
9R31010	RIDGID Pipe Wrench, 10"	
9R31020	RIDGID Pipe Wrench, 14"	
9R31025	RIDGID Pipe Wrench, 18"	
9471	Stripper/Crimper/Cutter, 10-20 AWG	
9507	Tape Measure, 3/4" x 16'	
9523	Hacksaw	
9526	Utility Knife	
9538	Center Punch, 3/8" x 5"	
9556	Starter Punch, 3/16" x 5"	
9557	Starter Punch, 1/4" x 5"	
9558	Starter Punch, 5/16" x 4-1/4"	
9576	Punch Bar, 5/8" x 18"	
9591	Pin Punch, 3/32" x 4-1/2"	

PART NUMBER	DESCRIPTION	SIZE
9592	Pin Punch, 1/8" x 4-3/4"	
9594	Pin Punch, 3/16" x 5-1/4"	
9600	Cold Chisel, 1/4" x 5"	
9602	Cold Chisel, 3/8" x 5-1/2"	
9603	Cold Chisel, 1/2" x 6"	
9613	Cold Chisel, 5/16"	
9623	Round Nose Chisel, 5/16" x 6-1/4"	
9685	Punch & Chisel Holder	
9AC06	Adjustable Wrench, 6"	
9AC08	Adjustable Wrench, 8"	
9AC10	Adjustable Wrench, 10"	
9AC12	Adjustable Wrench, 12"	
9C317	Long Nose Pliers w/Side Cutter, 7-1/2"	
9C326	Long Nose Pliers w/Side Cutter, 6"	
9C337	Pliers, Lap Joint	
9C367	Linesman's Round Nose Pliers, 7-1/2"	
9C357	Pliers, End Cutting, 7"	
9C388	Bent Long Nose Pliers w/Cutter, 8"	
9C430	Tongue and Groove Pliers, 10"	
9C436	Pliers, Box Joint, 6"	
9C460	Tongue and Groove Pliers, 16"	
9C537	Slip Joint Pliers, 7"	
9C718	Duck Bill Needle Nose, 7"	
9G95202	Screw Extractor Set—5 Pieces	
9H1234	Retaining Ring Pliers w/Replaceable Tips	
9M482	Rolling Head Pry Bar, 1/2" x 16"	
9P6716L	Aviation Snips, Cuts Left, Red, 10"	
9V10CR	Curved Jaw Locking Pliers, 10"	
9V20R	Locking Chain Clamp RIDGID Pipe Wrench, 11"	
9V7R	Straight Jaw Locking Pliers, 7"	
9E69211	Fractional L-Key Set, Short Arm in Pouch—11 Pieces	
9M42007	Dominator Carbon Scraper, 1-1/2"	

CONTENTS OF MASTER SETS

CONTENTS OF MASTER SETS



INTERMEDIATE SET



INTERMEDIATE SET—1/4", 3/8" & 1/2" DRIVES

SET NUMBER 131

218 Pieces. See Page 19 for photograph.

PART NUMBER	DESCRIPTION	SIZE
FLAT WRENCHES		
1040	Combination Open End Flare Nut Wrench	3/8"
1042	Combination Open End Flare Nut Wrench	7/16"
1044	Combination Open End Flare Nut Wrench	1/2"
1046	Combination Open End Flare Nut Wrench	9/16"
1048	Combination Open End Flare Nut Wrench	5/8"
1050	Combination Open End Flare Nut Wrench	11/16"
1052	Combination Open End Flare Nut Wrench	3/4"
1110	Combination Wrench, 12 Pt.	5/16"
1112	Combination Wrench, 12 Pt.	3/8"
1114	Combination Wrench, 12 Pt.	7/16"
1116	Combination Wrench, 12 Pt.	1/2"
1118	Combination Wrench, 12 Pt.	9/16"
1120	Combination Wrench, 12 Pt.	5/8"
1122	Combination Wrench, 12 Pt.	11/16"
1124	Combination Wrench, 12 Pt.	3/4"
1126	Combination Wrench, 12 Pt.	13/16"
1128	Combination Wrench, 12 Pt.	7/8"
1130	Combination Wrench, 12 Pt.	15/16"
1132	Combination Wrench, 12 Pt.	1"
1134	Combination Wrench, 12 Pt.	1-1/16"
1136	Combination Wrench, 12 Pt.	1-1/8"
1140	Combination Wrench, 12 Pt.	1-1/4"
1310	Open End Wrench	1/4" x 5/16"
1312	Open End Wrench	3/8" x 5/16"
1316	Open End Wrench	7/8" x 1/2"
1318	Open End Wrench	1/2" x 9/16"
1320	Open End Wrench	9/16" x 5/8"
1324	Open End Wrench	5/8" x 3/4"
1325	Open End Wrench	11/16" x 3/4"
1329	Open End Wrench	13/16" x 7/8"
1332	Open End Wrench	15/16" x 1"
1336	Open End Wrench	1-1/16" x 1-1/8"
1/4" DRIVE SOCKETS & ATTACHMENTS		
2006	6 Pt. Standard Socket	3/16"
2007	6 Pt. Standard Socket	7/32"
2008	6 Pt. Standard Socket	1/4"
2009	6 Pt. Standard Socket	9/32"
2010	6 Pt. Standard Socket	5/16"
2011	6 Pt. Standard Socket	11/32"
2012	6 Pt. Standard Socket	3/8"
2014	6 Pt. Standard Socket	7/16"
2016	6 Pt. Standard Socket	1/2"
2118	12 Pt. Standard Socket	9/16"
2402	2" Extension	
2406	6" Extension	
2435	Flex Handle	

PART NUMBER	DESCRIPTION	SIZE
2442	Spinner w/female end	
2475	Universal Joint	
2492	Ratchet, 5-1/4"	
2506	6 Pt. Deep Socket	3/16"
2507	6 Pt. Deep Socket	7/32"
2508	6 Pt. Deep Socket	1/4"
2509	6 Pt. Deep Socket	9/32"
2510	6 Pt. Deep Socket	5/16"
2511	6 Pt. Deep Socket	11/32"
2512	6 Pt. Deep Socket	3/8"
2514	6 Pt. Deep Socket	7/16"
2516	6 Pt. Deep Socket	1/2"
2618	12 Pt. Deep Socket	9/16"
3/8" DRIVE SOCKETS & ATTACHMENTS		
3112	12 Pt. Standard Socket	3/8"
3114	12 Pt. Standard Socket	7/16"
3116	12 Pt. Standard Socket	1/2"
3118	12 Pt. Standard Socket	9/16"
3120	12 Pt. Standard Socket	5/8"
3122	12 Pt. Standard Socket	11/16"
3124	12 Pt. Standard Socket	3/4"
3126	12 Pt. Standard Socket	13/16"
3128	12 Pt. Standard Socket	7/8"
3204	Hex Bit Socket	1/8"
3205	Hex Bit Socket	5/32"
3206	Hex Bit Socket	3/16"
3207	Hex Bit Socket	7/32"
3208	Hex Bit Socket	1/4"
3210	Hex Bit Socket	5/16"
3212	Hex Bit Socket	3/8"
3308	8 Pt. Standard Socket	1/4"
3310	8 Pt. Standard Socket	5/16"
3312	8 Pt. Standard Socket	3/8"
3403	3" Extension	
3405	5" Extension	
3412	12" Extension	
3426	Ratchet, 7" Knurled Grip	
3435	Flex Handle	
3445L	Speeder, 14-1/2"	
3475	Universal	
3612	12 Pt. Deep Socket	3/8"
3614	12 Pt. Deep Socket	7/16"
3616	12 Pt. Deep Socket	1/2"
3618	12 Pt. Deep Socket	9/16"
3620	12 Pt. Deep Socket	5/8"
3622	12 Pt. Deep Socket	11/16"
3624	12 Pt. Deep Socket	3/4"
3626	12 Pt. Deep Socket	13/16"
3628	12 Pt. Deep Socket	7/8"
3714	12 Pt. Flex Socket	7/16"
3716	12 Pt. Flex Socket	1/2"
3718	12 Pt. Flex Socket	9/16"
3720	12 Pt. Flex Socket	5/8"
3724	12 Pt. Flex Socket	3/4"
1/2" DRIVE SOCKETS & ATTACHMENTS		
4112	12 Pt. Standard Socket	3/8"
4114	12 Pt. Standard Socket	7/16"

PART NUMBER	DESCRIPTION	SIZE
4116	12 Pt. Standard Socket	1/2"
4118	12 Pt. Standard Socket	9/16"
4120	12 Pt. Standard Socket	5/8"
4122	12 Pt. Standard Socket	11/16"
4124	12 Pt. Standard Socket	3/4"
4126	12 Pt. Standard Socket	13/16"
4128	12 Pt. Standard Socket	7/8"
4130	12 Pt. Standard Socket	15/16"
4132	12 Pt. Standard Socket	1"
4134	12 Pt. Standard Socket	1-1/16"
4136	12 Pt. Standard Socket	1-1/8"
4140	12 Pt. Standard Socket	1-1/4"
4216	Hex Bit Socket	1/2"
4218	Hex Bit Socket	9/16"
4220	Hex Bit Socket	5/8"
4402	2" Extension	
4405	5" Extension	
4410	10" Extension	
4426	Ratchet, 10-1/2" Series 400, Knurled Grip	
4435	Flex Handle	
4445L	Speeder	
4475	Universal	
4616	12 Pt. Deep Socket	1/2"
4618	12 Pt. Deep Socket	9/16"
4620	12 Pt. Deep Socket	5/8"
4622	12 Pt. Deep Socket	11/16"
4624	12 Pt. Deep Socket	3/4"
4626	12 Pt. Deep Socket	13/16"
4628	12 Pt. Deep Socket	7/8"
4630	12 Pt. Deep Socket	15/16"
4632	12 Pt. Deep Socket	1"
4634	12 Pt. Deep Socket	1-1/16"
4636	12 Pt. Deep Socket	1-1/8"
4640	12 Pt. Deep Socket	1-1/4"
SERVICE TOOLS		
9023	Dead Blow Hammer with Super Grip, 1 Lb.	
90404B	Deep Throat Forged Steel Body Clamps, 2 each	
9042	Ball Peen Hammer, Fiberglass Handle, 16 Oz.	
9045	Ball Peen Hammer, Fiberglass Handle, 32 Oz.	
9101	Phillips Screwdriver #2—1-1/2"	
9103	Phillips Screwdriver #0—3"	
9104	Phillips Screwdriver #1—3"	
9105	Phillips Screwdriver #2—4"	
9106	Phillips Screwdriver #3—6"	
9109	Phillips Screwdriver #4—8"	
9122	Round Shank Screwdriver, 1/4"—1-1/2"	
9132	Square Shank Screwdriver, 1/4"—4"	
9134	Square Shank Screwdriver, 5/16"—6"	
9135	Square Shank Standard Tip, 3/8"—8"	
9137	Square Standard Tip 3/8"—12"	
9181	Two-in-One Flip Screwdriver w/Pocket Clip #1 Phillips and 5/32" Slotted Blades. OAL 4-3/4"	
9184	Offset Screwdriver, 5/16"	
9220	Hollow Shaft Nut Driver, 3/16"	
9221	Hollow Shaft Nut Driver, 7/32"	
9222	Hollow Shaft Nut Driver, 1/4"	
9223	Hollow Shaft Nut Driver, 9/32"	
9224	Hollow Shaft Nut Driver, 5/16"	

PART NUMBER	DESCRIPTION	SIZE
9225	Hollow Shaft Nut Driver, 11/32"	
9226	Hollow Shaft Nut Driver, 3/8"	
9381	Ratcheting Box Wrench, 6 Pt., 1/4" x 5/16"	
9382	Ratcheting Box Wrench, 6 Pt., 3/8" x 7/16"	
9383	Ratcheting Box Wrench, 6 Pt., 1/2" x 9/16"	
9384	Ratcheting Box Wrench, 12 Pt., 5/8" x 11/16"	
9386	Ratcheting Box Wrench, 12 Pt., 3/4" x 7/8"	
9R31010	RIDGID Pipe Wrench, 10"	
9471	Stripper/Crimper/Cutter, 10-20 AWG	
9507	Tape Measure, 3/4" x 16'	
9523	Hacksaw	
9526	Utility Knife	
9538	Center Punch, 3/8" x 5"	
9556	Starter Punch, 3/16" x 5"	
9557	Starter Punch, 1/4" x 5"	
9558	Starter Punch, 5/16" x 4-1/4"	
9576	Punch Bar, 5/8" x 18"	
9591	Pin Punch, 3/32" x 4-1/2"	
9592	Pin Punch, 1/8" x 4-3/4"	
9594	Pin Punch, 3/16" x 5-1/4"	
9600	Cold Chisel, 1/4" x 5"	
9602	Cold Chisel, 3/8" x 5-1/2"	
9603	Cold Chisel, 1/2" x 6"	
9613	Cape Chisel, 5/16"	
9623	Round Nose Chisel, 5/16"	
9685	Punch & Chisel Holder	
9AC06	Adjustable Wrench, 6"	
9AC08	Adjustable Wrench, 8"	
9AC10	Adjustable Wrench, 10"	
9C326	Long Nose Pliers w/Side Cutter, 6"	
9C337	Pliers, Lap Joint	
9C369	Linesman's Round Nose Pliers, 9-1/2"	
9C357	Pliers, End Cutting	
9C388	Bent Long Nose Pliers w/Cutter, 8"	
9C430	Tongue and Groove Pliers, 10"	
9C436	Pliers, Box Joint	
9C537	Slip Joint Pliers, 16"	
9C718	Duck Bill Needle Nose, 7"	
9H1221S	Retaining Ring Pliers w/Adj. Stop & Replaceable tips	
9H1234	Retaining Ring Plier w/Replaceable Tips	
9V7R	Straight Jaw Locking Pliers, 7"	
9V10CR	Curved Jaw Locking Pliers, 10"	
9G95202	Screw Extractor Set—5 Pieces	
9M482	Rolling Head Pry Bar, 1/2" x 16"	
9E969211	Fractional L-Key Set, Short Arm in Pouch—11 Pieces	
9M42007	Dominator Carbon Scraper, 1-1/2"	
9P6716L	Aviation Snips, Cuts Left, Red, 10"	



GENERAL MAINTENANCE SET

GENERAL MAINTENANCE SET 1/4", 3/8" & 1/2" DRIVES

SET NUMBER 136

134 Pieces. See Page 20 for photograph.

PART NUMBER	DESCRIPTION	SIZE
FLAT WRENCHES		
1112	Combination Wrench, 12 Pt.	3/8"
1114	Combination Wrench, 12 Pt.	7/16"
1116	Combination Wrench, 12 Pt.	1/2"
1118	Combination Wrench, 12 Pt.	9/16"
1120	Combination Wrench, 12 Pt.	5/8"
1122	Combination Wrench, 12 Pt.	11/16"
1124	Combination Wrench, 12 Pt.	3/4"
1126	Combination Wrench, 12 Pt.	13/16"
1128	Combination Wrench, 12 Pt.	7/8"
1130	Combination Wrench, 12 Pt.	15/16"
1132	Combination Wrench, 12 Pt.	1"
1134	Combination Wrench, 12 Pt.	1-1/16"
1136	Combination Wrench, 12 Pt.	1-1/8"
1140	Combination Wrench, 12 Pt.	1-1/4"
1310	Open End Wrench	1/4" x 5/16"
1314	Open End Wrench	3/8" x 7/16"
1318	Open End Wrench	1/2" x 9/16"
1322	Open End Wrench	5/8" x 11/16"
1326	Open End Wrench	3/4" x 13/16"
1330	Open End Wrench	7/8" x 15/16"
1340	Open End Wrench	1-1/8" x 1-1/4"
51214	12 Pt. Box Wrench—Modified Offset	3/8" x 7/16"
51618	12 Pt. Box Wrench—Modified Offset	1/2" x 9/16"
52022	12 Pt. Box Wrench—Modified Offset	5/8" x 11/16"
52428	12 Pt. Box Wrench—Modified Offset	3/4" x 7/8"
52830	12 Pt. Box Wrench—Modified Offset	7/8" x 15/16"
1/4" DRIVE SOCKETS & ATTACHMENTS		
2006	6 Pt. Standard Socket	3/16"
2007	6 Pt. Standard Socket	7/32"
2008	6 Pt. Standard Socket	1/4"
2009	6 Pt. Standard Socket	9/32"
2010	6 Pt. Standard Socket	5/16"
2011	6 Pt. Standard Socket	11/32"
2012	6 Pt. Standard Socket	3/8"
2014	6 Pt. Standard Socket	7/16"
2016	6 Pt. Standard Socket	1/2"
2492	Ratchet, 5-1/4"	
2441	Spinner	
3/8" DRIVE SOCKETS & ATTACHMENTS		
3108	12 Pt. Standard Socket	1/4"
3110	12 Pt. Standard Socket	5/16"
3112	12 Pt. Standard Socket	3/8"
3114	12 Pt. Standard Socket	7/16"
3116	12 Pt. Standard Socket	1/2"
3118	12 Pt. Standard Socket	9/16"

PART NUMBER	DESCRIPTION	SIZE
3120	12 Pt. Standard Socket	5/8"
3122	12 Pt. Standard Socket	11/16"
3124	12 Pt. Standard Socket	3/4"
3126	12 Pt. Standard Socket	13/16"
3128	12 Pt. Standard Socket	7/8"
3403	3" Extension	
3408	8" Extension	
3412	12" Extension	
3426	Ratchet, 7" Knurled Grip	
3435	Flex Handle	
3443	Sliding T	
3445L	Speeder, 14-1/2"	
3475	Universal	
3512	6 Pt. Deep Socket	3/8"
3514	6 Pt. Deep Socket	7/16"
3516	6 Pt. Deep Socket	1/2"
3518	6 Pt. Deep Socket	9/16"
3520	6 Pt. Deep Socket	5/8"
3522	6 Pt. Deep Socket	11/16"
3524	6 Pt. Deep Socket	3/4"
3526	6 Pt. Deep Socket	13/16"
3528	6 Pt. Deep Socket	7/8"
1/2" DRIVE SOCKETS & ATTACHMENTS		
4112	12 Pt. Standard Socket	3/8"
4114	12 Pt. Standard Socket	7/16"
4116	12 Pt. Standard Socket	1/2"
4118	12 Pt. Standard Socket	9/16"
4120	12 Pt. Standard Socket	5/8"
4122	12 Pt. Standard Socket	11/16"
4124	12 Pt. Standard Socket	3/4"
4126	12 Pt. Standard Socket	13/16"
4128	12 Pt. Standard Socket	7/8"
4130	12 Pt. Standard Socket	15/16"
4132	12 Pt. Standard Socket	1"
4134	12 Pt. Standard Socket	1-1/16"
4136	12 Pt. Standard Socket	1-1/8"
4138	12 Pt. Standard Socket	1-3/16"
4140	12 Pt. Standard Socket	1-1/4"
4402	2" Extension	
4405	5" Extension	
4426	Ratchet, 10-1/2" Series 400, Knurled Grip	
4435	Flex Handle	
4475	Universal	
4516	6 Pt. Deep Socket	1/2"
4518	6 Pt. Deep Socket	9/16"
4520	6 Pt. Deep Socket	5/8"
4522	6 Pt. Deep Socket	11/16"
4524	6 Pt. Deep Socket	3/4"
SERVICE TOOLS		
E798	Miniature Combination Wrench Set, 8 Pieces	
9032	Soft Face Hammer	
9040	Ball Peen Hammer, Fiberglass Handle, 8 Oz.	
9041	Ball Peen Hammer, Fiberglass Handle, 12 Oz.	
9042	Ball Peen Hammer, Fiberglass Handle, 16 Oz.	
9104	Phillips Screwdriver #1—3"	
9105	Phillips Screwdriver #2—4"	

PART NUMBER	DESCRIPTION	SIZE
9132	Square Shank Screwdriver, 1/4"—4"	
9134	Square Shank Screwdriver, 5/16"—6"	
9135	Square Shank Standard Tip, 3/8"—8"	
9552	Starter Punch, 3/32"	
9553	Starter Punch, 1/8"	
9556	Starter Punch, 3/16" x 5"	
9591	Pin Punch, 3/32" x 4-1/2"	
9593	Pin Punch, 5/32"	
9594	Pin Punch, 3/16" x 5-1/4"	
9602	Cold Chisel, 3/8" x 5-1/2"	
9603	Cold Chisel, 1/2" x 6"	
9604	Cold Chisel, 5/8"	
9C317	Long Nose Pliers w/Side Cutter, 7-1/2"	
9C430	Tongue and Groove Pliers, 10"	
9C447	Cutting Pliers, Curved Diagonal, Box Joint, 7-3/4"	
9C526	Slip Joint Pliers Wire Cutting Shear, 6"	
9M482	Rolling Head Pry Bar, 1/2" x 16"	
9E10113	Fractional L-Key Set, Short Arm in Tool Holder—13 Pieces	

MECHANICS SET

MECHANICS SET—1/4", 3/8" & 1/2" DRIVES

SET NUMBER 141

135 Pieces. See Page 21 for photograph.

PART NUMBER	DESCRIPTION	SIZE
FLAT WRENCHES		
1112	Combination Wrench, 12 Pt.	3/8"
1114	Combination Wrench, 12 Pt.	7/16"
1116	Combination Wrench, 12 Pt.	1/2"
1118	Combination Wrench, 12 Pt.	9/16"
1120	Combination Wrench, 12 Pt.	5/8"
1122	Combination Wrench, 12 Pt.	11/16"
1124	Combination Wrench, 12 Pt.	3/4"
1126	Combination Wrench, 12 Pt.	13/16"
1128	Combination Wrench, 12 Pt.	7/8"
1130	Combination Wrench, 12 Pt.	15/16"
1314	Open End Wrench	3/8" x 7/16"
1318	Open End Wrench	1/2" x 9/16"
1322	Open End Wrench	5/8" x 11/16"
1326	Open End Wrench	3/4" x 13/16"
1330	Open End Wrench	7/8" x 15/16"
1/4" DRIVE SOCKETS & ATTACHMENTS		
2006	6 Pt. Standard Socket	3/16"
2007	6 Pt. Standard Socket	7/32"
2008	6 Pt. Standard Socket	1/4"
2009	6 Pt. Standard Socket	9/32"
2010	6 Pt. Standard Socket	5/16"
2011	6 Pt. Standard Socket	11/32"
2012	6 Pt. Standard Socket	3/8"
2014	6 Pt. Standard Socket	7/16"
2016	6 Pt. Standard Socket	1/2"
2308	8 Pt. Standard Socket	1/4"
2310	8 Pt. Standard Socket	5/16"
2312	8 Pt. Standard Socket	3/8"
2406	6" Extension	
2435	Flex Handle	
2492	Ratchet, 5-1/4"	
3/8" DRIVE SOCKETS & ATTACHMENTS		
3008	6 Pt. Standard Socket	1/4"
3010	6 Pt. Standard Socket	5/16"
3012	6 Pt. Standard Socket	3/8"
3014	6 Pt. Standard Socket	7/16"
3016	6 Pt. Standard Socket	1/2"
3018	6 Pt. Standard Socket	9/16"
3020	6 Pt. Standard Socket	5/8"
3022	6 Pt. Standard Socket	11/16"
3024	6 Pt. Standard Socket	3/4"
3026	6 Pt. Standard Socket	13/16"
3028	6 Pt. Standard Socket	7/8"
3030	6 Pt. Standard Socket	15/16"
3032	6 Pt. Standard Socket	1"
3403	3" Extension	

PART NUMBER	DESCRIPTION	SIZE
3405	5" Extension	
3408	8" Extension	
3426	Ratchet, 7" Knurled Grip	
3435	Flex Handle, 8-1/2" Knurled Steel Grip	
3475	Universal	
3508	6 Pt. Deep Socket	1/4"
3510	6 Pt. Deep Socket	5/16"
3512	6 Pt. Deep Socket	3/8"
3514	6 Pt. Deep Socket	7/16"
3516	6 Pt. Deep Socket	1/2"
3518	6 Pt. Deep Socket	9/16"
3520	6 Pt. Deep Socket	5/8"
3522	6 Pt. Deep Socket	11/16"
3524	6 Pt. Deep Socket	3/4"
3526	6 Pt. Deep Socket	13/16"
3528	6 Pt. Deep Socket	7/8"
3530	6 Pt. Deep Socket	15/16"
3532	6 Pt. Deep Socket	1"
1/2" DRIVE SOCKETS & ATTACHMENTS		
4012	6 Pt. Standard Socket	3/8"
4014	6 Pt. Standard Socket	7/16"
4016	6 Pt. Standard Socket	1/2"
4018	6 Pt. Standard Socket	9/16"
4020	6 Pt. Standard Socket	5/8"
4022	6 Pt. Standard Socket	11/16"
4024	6 Pt. Standard Socket	3/4"
4026	6 Pt. Standard Socket	13/16"
4028	6 Pt. Standard Socket	7/8"
4030	6 Pt. Standard Socket	15/16"
4032	6 Pt. Standard Socket	1"
4034	6 Pt. Standard Socket	1-1/16"
4036	6 Pt. Standard Socket	1-1/8"
4040	6 Pt. Standard Socket	1-1/4"
4405	5" Extension	
4410	10" Extension	
4426	Ratchet, 10-1/2" Series 400, Knurled Grip	
4435	Flex Handle, 18" Knurled Steel Grip	
4445L	Speeder	
4475	Universal	
4512	6 Pt. Deep Socket	3/8"
4514	6 Pt. Deep Socket	7/16"
4516	6 Pt. Deep Socket	1/2"
4518	6 Pt. Deep Socket	9/16"
4520	6 Pt. Deep Socket	5/8"
4522	6 Pt. Deep Socket	11/16"
4524	6 Pt. Deep Socket	3/4"
4526	6 Pt. Deep Socket	13/16"
4528	6 Pt. Deep Socket	7/8"
4530	6 Pt. Deep Socket	15/16"
4532	6 Pt. Deep Socket	1"
4534	6 Pt. Deep Socket	1-1/16"
4536	6 Pt. Deep Socket	1-1/8"
4540	6 Pt. Deep Socket	1-1/4"
SERVICE TOOLS		
E787	Miniature Combination Wrench Set, 10 Pieces	
9042	Ball Peen Hammer, Fiberglass Handle, 16 Oz.	
9105	Phillips Screwdriver #2—4"	

PART NUMBER	DESCRIPTION	SIZE
9123	Round Shank Screwdriver, 1/4"—4"	
9125	Round Shank Screwdriver, 5/16"—6"	
9126	Round Shank Screwdriver, 3/8"—8"	
9523	Hacksaw	
9536	Center Punch, 1/4"	
9556	Starter Punch, 3/16" x 5"	
9576	Line-Up Pry Bar, 5/8" x 18"	
9594	Pin Punch, 3/16" x 5-1/4"	
9602	Cold Chisel, 3/8" x 5-1/2"	
9604	Cold Chisel, 5/8"	
9AC10	Adjustable Wrench, 10"	
9C326	Long Nose Pliers, 6"	
9C430	Tongue and Groove Pliers, 10"	
9C437	Cutting Pliers, Box Joint, 7"	
9E10113	Fractional L-Key Set, Short Arm in Tool Holder—13 pieces	



GENERAL SERVICE SET

GENERAL SERVICE SET 1/4", 3/8" & 1/2" DRIVES

SET NUMBER 152

119 Pieces. See Page 22 for photograph.

PART NUMBER	DESCRIPTION	SIZE
FLAT WRENCHES		
1112	Combination Wrench, 12 Pt.	3/8"
1114	Combination Wrench, 12 Pt.	7/16"
1116	Combination Wrench, 12 Pt.	1/2"
1118	Combination Wrench, 12 Pt.	9/16"
1120	Combination Wrench, 12 Pt.	5/8"
1122	Combination Wrench, 12 Pt.	11/16"
1124	Combination Wrench, 12 Pt.	3/4"

1/4" DRIVE SOCKETS & ATTACHMENTS		
2006	6 Pt. Standard Socket	3/16"
2007	6 Pt. Standard Socket	7/32"
2008	6 Pt. Standard Socket	1/4"
2009	6 Pt. Standard Socket	9/32"
2010	6 Pt. Standard Socket	5/16"
2011	6 Pt. Standard Socket	11/32"
2012	6 Pt. Standard Socket	3/8"
2014	6 Pt. Standard Socket	7/16"
2016	6 Pt. Standard Socket	1/2"
2308	8 Pt. Standard Socket	1/4"
2310	8 Pt. Standard Socket	5/16"
2312	8 Pt. Standard Socket	3/8"

2402	2" Extension	
2426	Ratchet, 4-3/4"	
2441	Spinner	
3/8" DRIVE SOCKETS & ATTACHMENTS		
3012	6 Pt. Standard Socket	3/8"
3014	6 Pt. Standard Socket	7/16"
3016	6 Pt. Standard Socket	1/2"
3018	6 Pt. Standard Socket	9/16"
3120	12 Pt. Standard Socket	5/8"
3122	12 Pt. Standard Socket	11/16"
3124	12 Pt. Standard Socket	3/4"
3126	12 Pt. Standard Socket	13/16"
3128	12 Pt. Standard Socket	7/8"

3403	3" Extension	
3426	Ratchet, 7" Knurled Grip	
3475	Universal	
3512	6 Pt. Deep Socket	3/8"
3514	6 Pt. Deep Socket	7/16"
3516	6 Pt. Deep Socket	1/2"
3518	6 Pt. Deep Socket	9/16"
3520	6 Pt. Deep Socket	5/8"
3522	6 Pt. Deep Socket	11/16"
3524	6 Pt. Deep Socket	3/4"
3526	6 Pt. Deep Socket	13/16"

1/2" DRIVE SOCKETS & ATTACHMENTS		
4114	12 Pt. Standard Socket	7/16"
4116	12 Pt. Standard Socket	1/2"

PART NUMBER	DESCRIPTION	SIZE
4118	12 Pt. Standard Socket	9/16"
4120	12 Pt. Standard Socket	5/8"
4122	12 Pt. Standard Socket	11/16"
4124	12 Pt. Standard Socket	3/4"
4126	12 Pt. Standard Socket	13/16"
4128	12 Pt. Standard Socket	7/8"
4130	12 Pt. Standard Socket	15/16"
4132	12 Pt. Standard Socket	1"
4134	12 Pt. Standard Socket	1-1/16"
4136	12 Pt. Standard Socket	1-1/8"
4140	12 Pt. Standard Socket	1-1/4"
4405	5" Extension	
4426	Ratchet, 10-1/2" Series 400, Knurled Grip	
4435	Flex Handle, 18" Knurled Steel Grip	
4616	12 Pt. Deep Socket	1/2"
4618	12 Pt. Deep Socket	9/16"
4620	12 Pt. Deep Socket	5/8"
4622	12 Pt. Deep Socket	11/16"
4624	12 Pt. Deep Socket	3/4"
4626	12 Pt. Deep Socket	13/16"
4628	12 Pt. Deep Socket	7/8"
4630	12 Pt. Deep Socket	15/16"

SERVICE TOOLS		
E798	Miniature Combination Wrench Set, 8 Pieces	
9042	Ball Peen Hammer, Fiberglass Handle, 16 Oz.	
9105	Phillips Screwdriver #2-4"	
9115	Cabinet Tip Screwdriver 3/16"-4"	
9123	Round Shank Screwdriver, 1/4"-4"	
9125	Round Shank Screwdriver, 5/16"-6"	
9126	Round Shank Screwdriver, 3/8"-8"	
9381	Ratcheting Box Wrench, 6 Pt., 1/4" x 5/16"	
9382	Ratcheting Box Wrench, 6 Pt., 3/8" x 7/16"	
9383	Ratcheting Box Wrench, 6 Pt., 1/2" x 9/16"	
9491	Scraper, Stiff Blade, 1-1/4"	
9507	Tape Measure, 3/4" x 16'	
9523	Hacksaw	
9521	Carbon Steel Blades, 10 Pieces	
9535	Magnetic Pick-up Tool	
9536	Center Punch, 1/4"	
9556	Starter Punch, 3/16" x 5"	
9575	Pinch Bar, 1/2" x 4"	
9594	Pin Punch, 3/16" x 5-1/4"	
9602	Cold Chisel, 3/8" x 5-1/2"	
9604	Cold Chisel, 5/8" x 6-1/2"	
9606	Cold Chisel, 7/8" x 7-1/2"	
9AC10	Adjustable Wrench, 10"	
9C326	Long Nose Pliers, 6"	
9C430	Tongue and Groove Pliers, 10"	
9C437	Cutting Pliers, Box Joint, 7"	
9C526	Slip Joint Pliers Wire Cutting Shear, 6"	
9G95202	Screw Extractor Set—5 Pieces	
9V6LN	Long Nose Locking Pliers w/Wire Cutter, 6"	
9E10113	Fractional L-Key Set, Short Arm in Tool Holder—13 Pieces	

BASIC SERVICE SET

BASIC SERVICE SET—1/4", 3/8" & 1/2" DRIVES

SET NUMBER 161

97 Pieces. See Page 23 for photograph.

PART NUMBER	DESCRIPTION	SIZE
FLAT WRENCHES		
1112	Combination Wrench, 12 Pt.	3/8"
1114	Combination Wrench, 12 Pt.	7/16"
1116	Combination Wrench, 12 Pt.	1/2"
1118	Combination Wrench, 12 Pt.	9/16"
1120	Combination Wrench, 12 Pt.	5/8"
1122	Combination Wrench, 12 Pt.	11/16"
1124	Combination Wrench, 12 Pt.	3/4"
1314	Open End Wrench	3/8" x 7/16"
1318	Open End Wrench	1/2" x 9/16"
1322	Open End Wrench	5/8" x 11/16"
1326	Open End Wrench	3/4" x 9/16"

1/4" DRIVE SOCKETS & ATTACHMENTS		
2006	6 Pt. Standard Socket	3/16"
2007	6 Pt. Standard Socket	7/32"
2008	6 Pt. Standard Socket	1/4"
2009	6 Pt. Standard Socket	9/32"
2010	6 Pt. Standard Socket	5/16"
2011	6 Pt. Standard Socket	11/32"
2012	6 Pt. Standard Socket	3/8"
2014	6 Pt. Standard Socket	7/16"
2016	6 Pt. Standard Socket	1/2"
2308	8 Pt. Standard Socket	1/4"
2310	8 Pt. Standard Socket	5/16"
2312	8 Pt. Standard Socket	3/8"
2435	Flex Handle	

3/8" DRIVE SOCKETS & ATTACHMENTS		
3012	6 Pt. Standard Socket	3/8"
3014	6 Pt. Standard Socket	7/16"
3016	6 Pt. Standard Socket	1/2"
3018	6 Pt. Standard Socket	9/16"
3120	12 Pt. Standard Socket	5/8"
3122	12 Pt. Standard Socket	11/16"
3124	12 Pt. Standard Socket	3/4"
3126	12 Pt. Standard Socket	13/16"
3128	12 Pt. Standard Socket	7/8"
3405	5" Extension	
3426	Ratchet, 7" Knurled Grip	
3435	Flex Handle	
3452	Adaptor, 3/8" F x 1/4" M	
3475	Universal	
3512	6 Pt. Deep Socket	3/8"
3514	6 Pt. Deep Socket	7/16"
3516	6 Pt. Deep Socket	1/2"
3518	6 Pt. Deep Socket	9/16"
3520	6 Pt. Deep Socket	5/8"
3522	6 Pt. Deep Socket	11/16"
3524	6 Pt. Deep Socket	3/4"

PART NUMBER	DESCRIPTION	SIZE
3526	6 Pt. Deep Socket	13/16"
1/2" DRIVE SOCKETS & ATTACHMENTS		
4114	12 Pt. Standard Socket	7/16"
4116	12 Pt. Standard Socket	1/2"
4118	12 Pt. Standard Socket	9/16"
4120	12 Pt. Standard Socket	5/8"
4122	12 Pt. Standard Socket	11/16"
4124	12 Pt. Standard Socket	3/4"
4126	12 Pt. Standard Socket	13/16"
4128	12 Pt. Standard Socket	7/8"
4130	12 Pt. Standard Socket	15/16"
4132	12 Pt. Standard Socket	1"
4134	12 Pt. Standard Socket	1-1/16"
4136	12 Pt. Standard Socket	1-1/8"
4140	12 Pt. Standard Socket	1-1/4"
4405	5" Extension	
4426	Ratchet, 10-1/2" Series 400, Knurled Grip	
4435	Flex Handle, 18" Knurled Steel Grip	
4475	Universal Joint	

SERVICE TOOLS		
E787	Miniature Combination Wrench Set, 10 Pieces	
9042	Ball Peen Hammer, Fiberglass Handle, 16 Oz.	
9105	Phillips Screwdriver #2-4"	
9123	Round Shank Screwdriver, 1/4"-4"	
9125	Round Shank Screwdriver, 5/16"-6"	
9126	Round Shank Screwdriver, 3/8"-8"	
9536	Center Punch, 1/4"	
9556	Starter Punch, 3/16" x 5"	
9594	Pin Punch, 3/16" x 5-1/4"	
9602	Cold Chisel, 3/8" x 5-1/2"	
9604	Cold Chisel, 5/8" x 6-1/2"	
9C430	Tongue and Groove Pliers, 10"	
9E10113	Fractional L-Key Set, Short Arm in Tool Holder—13 Pieces	



WARNING: WEAR SAFETY GOGGLES USER AND BYSTANDER



WARNING: TOOL SAFETY INFO READ PAGES 376-378



WARNING: COMFORT OR PLASTIC GRIPS DO NOT PROTECT AGAINST ELECTRIC SHOCK



WARNING: WEAR SAFETY GOGGLES USER AND BYSTANDER



WARNING: TOOL SAFETY INFO READ PAGES 376-378



WARNING: COMFORT OR PLASTIC GRIPS DO NOT PROTECT AGAINST ELECTRIC SHOCK

STARTER SET

STARTER SET—3/8" & 1/2" DRIVES

SET NUMBER 166

96 Pieces. See Page 24 for photograph.

PART NUMBER	DESCRIPTION	SIZE
FLAT WRENCHES		
1110	Combination Wrench, 12 Pt.	5/16"
1112	Combination Wrench, 12 Pt.	3/8"
1114	Combination Wrench, 12 Pt.	7/16"
1116	Combination Wrench, 12 Pt.	1/2"
1118	Combination Wrench, 12 Pt.	9/16"
1120	Combination Wrench, 12 Pt.	5/8"
1122	Combination Wrench, 12 Pt.	11/16"
1124	Combination Wrench, 12 Pt.	3/4"
1126	Combination Wrench, 12 Pt.	13/16"
1128	Combination Wrench, 12 Pt.	7/8"
1130	Combination Wrench, 12 Pt.	15/16"
1132	Combination Wrench, 12 Pt.	1"
1134	Combination Wrench, 12 Pt.	1-1/16"
1136	Combination Wrench, 12 Pt.	1-3/16"
1140	Combination Wrench, 12 Pt.	1-1/4"
3/8" DRIVE SOCKETS & ATTACHMENTS		
3112	12 Pt. Standard Socket	3/8"
3114	12 Pt. Standard Socket	7/16"
3116	12 Pt. Standard Socket	1/2"
3118	12 Pt. Standard Socket	9/16"
3120	12 Pt. Standard Socket	5/8"
3122	12 Pt. Standard Socket	11/16"
3124	12 Pt. Standard Socket	3/4"
3126	12 Pt. Standard Socket	13/16"
3128	12 Pt. Standard Socket	7/8"
3403	3" Extension	
3412	12" Extension	
3426	Ratchet, 7" Knurled Grip	
3435	Flex Handle, 8-1/2" Knurled Steel Grip	
3445L	Speeder	
3475	Universal	
1/2" DRIVE SOCKETS & ATTACHMENTS		
4112	12 Pt. Standard Socket	3/8"
4114	12 Pt. Standard Socket	7/16"
4116	12 Pt. Standard Socket	1/2"
4118	12 Pt. Standard Socket	9/16"
4119	12 Pt. Standard Socket	19/32"
4120	12 Pt. Standard Socket	5/8"
4121	12 Pt. Standard Socket	21/32"
4122	12 Pt. Standard Socket	11/16"
4124	12 Pt. Standard Socket	3/4"
4125	12 Pt. Standard Socket	25/32"
4126	12 Pt. Standard Socket	13/16"
4128	12 Pt. Standard Socket	7/8"
4130	12 Pt. Standard Socket	15/16"
4131	12 Pt. Standard Socket	31/32"
4132	12 Pt. Standard Socket	1"
4134	12 Pt. Standard Socket	1-1/16"

PART NUMBER	DESCRIPTION	SIZE
4136	12 Pt. Standard Socket	1-1/8"
4138	12 Pt. Standard Socket	1-3/16"
4140	12 Pt. Standard Socket	1-1/4"
4402	2" Extension	
4405	5" Extension	
4410	10" Extension	
4426	Ratchet, 10-1/2" Series 400, Knurled Grip	
4435	Flex Handle, 18" Knurled Steel Grip	
4445L	Speeder	
4475	Universal	
SERVICE TOOLS		
9023	Dead Blow Hammer with Super Grip, 1 Lb.	
9042	Ball Peen Hammer, Fiberglass Handle, 16 Oz.	
9104	Phillips Screwdriver, #1—3"	
9105	Phillips Screwdriver #2—4"	
9106	Phillips Screwdriver #3—6"	
9162	Cabinet Tip Screwdriver, 3/16"—3"	
9122	Round Shank Screwdriver, 1/4"—1-1/2"	
9132	Square Shank Screwdriver, 1/4"—4"	
9134	Square Shank Screwdriver, 5/16"—6"	
9135	Square Shank Screwdriver, 3/8"—8"	
9M42007	Dominator Carbon Scraper, 1-1/2"	
9523	Hacksaw	
9538	Center Punch, 3/8"	
9556	Starter Punch, 3/16" x 5"	
9557	Starter Punch, 1/4"	
9558	Starter Punch, 5/16"	
9591	Pin Punch, 3/32"	
9592	Pin Punch, 1/8"	
9594	Pin Punch, 3/16"	
9600	Cold Chisel, 1/4"	
9602	Cold Chisel, 3/8"	
9603	Cold Chisel, 1/2"	
9613	Cape Chisel, 5/16"	
9623	Round Nose Chisel, 5/16"	
9685	Punch & Chisel Holder w/3-Flute Handle	
9AC06	Adjustable Wrench, Chrome, 6"	
9AC10	Adjustable Wrench, Chrome, 10"	
9C326	Long Nose Pliers w/Side Cutter, 6"	
9C337	Lap Joint Pliers, 7"	
9C430	Tongue and Groove Pliers, 10"	
9C537	Slip Joint Pliers, 7"	
9V7R	Straight Jaw Locking Pliers, 7"	
9P6716L	Aviation Snips, Cuts Left, Red, 10"	
9E69207	Hex Key Set, Short Arm, 7 Pieces in Pouch	

CONTENTS OF MASTER SETS



CONTENTS OF MASTER SETS



APPRENTICE SET

APPRENTICE SET—3/8" DRIVE

SET NUMBER 171

53 Pieces. See Page 25 for photograph.

PART NUMBER	DESCRIPTION	SIZE
FLAT WRENCHES		
1112	Combination Wrench, 12 Pt.	3/8"
1114	Combination Wrench, 12 Pt.	7/16"
1116	Combination Wrench, 12 Pt.	1/2"
1118	Combination Wrench, 12 Pt.	9/16"
1120	Combination Wrench, 12 Pt.	5/8"
1122	Combination Wrench, 12 Pt.	11/16"
1124	Combination Wrench, 12 Pt.	3/4"
1126	Combination Wrench, 12 Pt.	13/16"
1128	Combination Wrench, 12 Pt.	7/8"
1130	Combination Wrench, 12 Pt.	15/16"
3/8" DRIVE SOCKETS & ATTACHMENTS		
3012	6 Pt. Standard Socket	3/8"
3014	6 Pt. Standard Socket	7/16"
3016	6 Pt. Standard Socket	1/2"
3018	6 Pt. Standard Socket	9/16"
3120	12 Pt. Standard Socket	5/8"
3122	12 Pt. Standard Socket	11/16"
3124	12 Pt. Standard Socket	3/4"
3126	12 Pt. Standard Socket	13/16"
3128	12 Pt. Standard Socket	7/8"
3403	3" Extension	
3405	5" Extension	
3412	12" Extension	
3426	Ratchet, 7" Knurled Grip	
3435	Flex Handle	
3475	Universal	
3512	6 Pt. Deep Socket	3/8"
3514	6 Pt. Deep Socket	7/16"
3516	6 Pt. Deep Socket	1/2"
3518	6 Pt. Deep Socket	9/16"
3520	6 Pt. Deep Socket	5/8"
3522	6 Pt. Deep Socket	11/16"
3524	6 Pt. Deep Socket	3/4"
3526	6 Pt. Deep Socket	13/16"
3712	12 Pt. Flex Socket	3/8"
3714	12 Pt. Flex Socket	7/16"
3716	12 Pt. Flex Socket	1/2"
3718	12 Pt. Flex Socket	9/16"
3724	12 Pt. Flex Socket	3/4"
SERVICE TOOLS		
9030	Soft Face Hammer, 12 Oz., 1.25"	
9042	Ball Peen Hammer, Fiberglass Handle, 16 Oz.	
9105	Phillips Screwdriver #2—4"	
9123	Round Shank Screwdriver, 1/4"—4"	
9125	Round Shank Screwdriver, 5/16"—6"	
9126	Round Shank Screwdriver, 3/8"—8"	
9536	Center Punch, 1/4"	
9556	Starter Punch, 3/16" x 5"	

PART NUMBER	DESCRIPTION	SIZE
9594	Pin Punch, 3/16" x 5-1/4"	
9602	Cold Chisel, 3/8" x 5-1/2"	
9604	Cold Chisel, 5/8" x 6-1/2"	
9AC10	Adjustable Wrench, 10"	
9C326	Long Nose Pliers w/Side Cutter, 6"	
9C437	Cutting Pliers, Box Joint, 7"	
9C526	Slip Joint Pliers Wire Cutting Shears, 6"	

INDUSTRIAL MAINTENANCE SET

INDUSTRIAL MAINTENANCE SET 1/4", 3/8" & 1/2" DRIVES

SET NUMBER 181

104 Pieces. See Page 26 for photograph.

PART NUMBER	DESCRIPTION	SIZE
FLAT WRENCHES		
1108	Combination Wrench, 12 Pt.	1/4"
1110	Combination Wrench, 12 Pt.	5/16"
1112	Combination Wrench, 12 Pt.	3/8"
1114	Combination Wrench, 12 Pt.	7/16"
1116	Combination Wrench, 12 Pt.	1/2"
1118	Combination Wrench, 12 Pt.	9/16"
1120	Combination Wrench, 12 Pt.	5/8"
1122	Combination Wrench, 12 Pt.	11/16"
1124	Combination Wrench, 12 Pt.	3/4"
1126	Combination Wrench, 12 Pt.	13/16"
1128	Combination Wrench, 12 Pt.	7/8"
1130	Combination Wrench, 12 Pt.	15/16"
1132	Combination Wrench, 12 Pt.	1"
1134	Combination Wrench, 12 Pt.	1-1/16"
1136	Combination Wrench, 12 Pt.	1-1/8"
1140	Combination Wrench, 12 Pt.	1-1/4"
1310	Open End Wrench	1/4" x 5/16"
1314	Open End Wrench	3/8" x 7/16"
1318	Open End Wrench	1/2" x 9/16"
1322	Open End Wrench	5/8" x 11/16"
1326	Open End Wrench	3/4" x 13/16"
1330	Open End Wrench	7/8" x 15/16"
1340	Open End Wrench	1-1/8" x 1-1/4"
1614	Flare Nut Wrench	3/8" x 7/16"
1618	Flare Nut Wrench	1/2" x 9/16"
1622	Flare Nut Wrench	5/8" x 11/16"
1/4" DRIVE SOCKETS & ATTACHMENTS		
2006	6 Pt. Standard Socket	3/16"
2007	6 Pt. Standard Socket	7/32"
2008	6 Pt. Standard Socket	1/4"
2009	6 Pt. Standard Socket	9/32"
2010	6 Pt. Standard Socket	5/16"
2011	6 Pt. Standard Socket	11/32"
2012	6 Pt. Standard Socket	3/8"
2014	6 Pt. Standard Socket	7/16"
2016	6 Pt. Standard Socket	1/2"
2402	2" Extension	
2406	6" Extension	
2435	Flex Handle	
2441	Spinner	
2475	Universal Joint	
2492	Ratchet, 5-1/4"	
3/8" DRIVE SOCKETS & ATTACHMENTS		
3112	12 Pt. Standard Socket	3/8"
3114	12 Pt. Standard Socket	7/16"
3116	12 Pt. Standard Socket	1/2"
3118	12 Pt. Standard Socket	9/16"

PART NUMBER	DESCRIPTION	SIZE
3120	12 Pt. Standard Socket	5/8"
3122	12 Pt. Standard Socket	11/16"
3124	12 Pt. Standard Socket	3/4"
3403	3" Extension	
3408	8" Extension	
3412	12" Extension	
3426	Ratchet, 7" Knurled Grip	
3435	Flex Handle, 8-1/2" Knurled Steel Grip	
3475	Universal	
1/2" DRIVE SOCKETS & ATTACHMENTS		
4114	12 Pt. Standard Socket	7/16"
4116	12 Pt. Standard Socket	1/2"
4118	12 Pt. Standard Socket	9/16"
4120	12 Pt. Standard Socket	5/8"
4122	12 Pt. Standard Socket	11/16"
4124	12 Pt. Standard Socket	3/4"
4126	12 Pt. Standard Socket	13/16"
4128	12 Pt. Standard Socket	7/8"
4130	12 Pt. Standard Socket	15/16"
4132	12 Pt. Standard Socket	1"
4134	12 Pt. Standard Socket	1-1/16"
4136	12 Pt. Standard Socket	1-1/8"
4138	12 Pt. Standard Socket	1-3/16"
4140	12 Pt. Standard Socket	1-1/4"
4402	2" Extension	
4405	5" Extension	
4410	10" Extension	
4426	Ratchet, 10-1/2" Series 400, Knurled Grip	
4435	Flex Handle	
4475	Universal	
SERVICE TOOLS		
E798	Miniature Combination Wrench Set, 8 Pieces	
9030	Soft Face Hammer, 12 Oz., 1.25" Tip Dia.	
9042	Ball Peen Hammer, Fiberglass Handle, 16 Oz.	
9105	Phillips Screwdriver #2-4"	
9123	Round Shank Screwdriver, 1/4"-4"	
9125	Round Shank Screwdriver, 5/16"-6"	
9126	Round Shank Screwdriver, 3/8"-8"	
9507	Tape Measure, 3/4" x 16"	
9522	Replaceable Hacksaw Blades, 12"-24T, 10 each	
9523	Hacksaw	
9660	Punch & Chisel Set-6 Pieces	
9AC08	Adjustable Wrench, 8"	
9AC12	Adjustable Wrench, 12"	
9C326	Long Nose Pliers w/Side Cutter, 6"	
9C437	Box Joint Cutting Pliers, 7"	
9P6716S	Aviation Snips, Cuts Straight, Yellow, 10"	
9V7R	Straight Jaw Locking Pliers, 7"	
9530	Feeler Gauge SAE 25 Blade	

CONTENTS OF MASTER SETS



CONTENTS OF MASTER SETS

AIRCRAFT MECHANIC SET



WRIGHT

AIRCRAFT MECHANIC'S STARTER SET-1/4", 3/8" & 1/2" DRIVES

SET NUMBER 186

97 Pieces. See Page 27 for photograph.

PART NUMBER	DESCRIPTION	SIZE
FLAT WRENCHES		
1110	Combination Wrench, 12 Pt.	5/16"
1112	Combination Wrench, 12 Pt.	3/8"
1114	Combination Wrench, 12 Pt.	7/16"
1116	Combination Wrench, 12 Pt.	1/2"
1118	Combination Wrench, 12 Pt.	9/16"
1120	Combination Wrench, 12 Pt.	5/8"
1122	Combination Wrench, 12 Pt.	11/16"
1124	Combination Wrench, 12 Pt.	3/4"
1126	Combination Wrench, 12 Pt.	13/16"
1128	Combination Wrench, 12 Pt.	7/8"
1130	Combination Wrench, 12 Pt.	15/16"
1132	Combination Wrench, 12 Pt.	1"
1134	Combination Wrench, 12 Pt.	1-1/16"
1136	Combination Wrench, 12 Pt.	1-1/8"
1140	Combination Wrench, 12 Pt.	1-1/4"
1/4" DRIVE SOCKETS & ATTACHMENTS		
2106	12 Pt. Standard Socket	3/16"
2107	12 Pt. Standard Socket	7/32"
2108	12 Pt. Standard Socket	1/4"
2109	12 Pt. Standard Socket	9/32"
2110	12 Pt. Standard Socket	5/16"
2111	12 Pt. Standard Socket	11/32"
2112	12 Pt. Standard Socket	3/8"
2114	12 Pt. Standard Socket	7/16"
2116	12 Pt. Standard Socket	1/2"
2118	12 Pt. Standard Socket	9/16"
2402	2" Extension	
2406	6" Extension	
2441	Spinner	
2475	Universal Joint	
2492	Ratchet, 5-1/4"	
2606	12 Pt. Deep Socket	3/16"
2607	12 Pt. Deep Socket	7/32"
2608	12 Pt. Deep Socket	1/4"
2609	12 Pt. Deep Socket	9/32"
2610	12 Pt. Deep Socket	5/16"
2611	12 Pt. Deep Socket	11/32"
2612	12 Pt. Deep Socket	3/8"
2614	12 Pt. Deep Socket	7/16"
2616	12 Pt. Deep Socket	1/2"
2618	12 Pt. Deep Socket	9/16"
3/8" DRIVE SOCKETS & ATTACHMENTS		
3112	12 Pt. Standard Socket	3/8"
3114	12 Pt. Standard Socket	7/16"
3116	12 Pt. Standard Socket	1/2"
3118	12 Pt. Standard Socket	9/16"

PART NUMBER	DESCRIPTION	SIZE
3120	12 Pt. Standard Socket	5/8"
3122	12 Pt. Standard Socket	11/16"
3124	12 Pt. Standard Socket	3/4"
3126	12 Pt. Standard Socket	13/16"
3128	12 Pt. Standard Socket	7/8"
3403	3" Extension	
3412	12" Extension	
3426	Ratchet, 7" Knurled Grip	
3435	Flex Handle, 8-1/2" Knurled Steel Grip	
3445L	Speeder, 14-1/2"	
3454	Adaptor, 3/8" F x 1/2" M	
3475	Universal	
1/2" DRIVE SOCKETS & ATTACHMENTS		
4528	6 Pt. Deep Socket	7/8"
SERVICE TOOLS		
9030	Soft Face Hammer, 12 Oz., 1.25"	
9040	Ball Peen Hammer, Fiberglass Handle, 8 Oz.	
9104	Phillips Screwdriver #1-3"	
9105	Phillips Screwdriver #2-4"	
9106	Phillips Screwdriver #3-6"	
9162	Cabinet Tip Screwdriver, 3/16"-3"	
9115	Cabinet Tip Screwdriver, 3/16"-4"	
9116	Cabinet Tip Screwdriver, 3/16"-6"	
9123	Round Shank Screwdriver, 1/4"-4"	
9125	Round Shank Screwdriver, 5/16"-6"	
9183	Offset Screwdriver, Std. Tip, 1/4"	
9466	Safety Wire Twister Pliers, 10-3/8"	
9521	Carbon Steel Blades, 10 each	
9523	Hacksaw	
9529	Feeler Gauge, 25-Blade Metric	
9534	Flexible Magnetic Retrieving Tool, 19-1/2"	
9535	Magnetic Pick-up Tool	
9538	Center Punch, 3/8" x 5"	
9558	Starter Punch, 5/16" x 4-1/4"	
9592	Pin Punch, 1/8" x 4-3/4"	
9594	Pin Punch, 3/16" x 5-1/4"	
9603	Cold Chisel, 1/2" x 6"	
9702	Rectangular Mirror	
9AC10	Adjustable Wrench, 10"	
9C326	Long Nose Pliers w/Side Cutter, 6"	
9C420	Tongue and Groove Pliers, 9-1/2"	
9C436	Pliers, Box Joint	
9C526	Slip Joint Pliers Wire Cutting Shear, 6"	
9C718	Duck Bill Needle Nose, 7"	
9P6716L	Aviation Snips, Cuts Left, Red, 10"	
9P6716R	Aviation Snips, Cuts Right, Green, 10"	
9P6716S	Aviation Snips, Cuts Straight, Yellow, 10"	
9V7R	Straight Jaw Locking Pliers, 7"	
9E69207	Hex Key Set, Short Arm, 7 Pieces	



**MASTER METRIC MAINTENANCE SET—1/4", 3/8" & 1/2" DRIVES
SET NUMBER 191 CONTINUED**

CONTENTS OF MASTER SETS

PART NUMBER	DESCRIPTION	SIZE
4410	10" Extension	
4420	20" Extension	
4426	Ratchet, 10-1/2" Series 400, Knurled Grip	
4435	Flex Handle, 18" Knurled Steel Grip	
4443	Sliding T	
4445L	Speeder	
4453	Adaptor, 1/2" F x 3/8" M	
4475	Universal	
4478	Micro-Adjustable Torque Wrench, 30-250 Ft. Lbs.	
46-09mm	12 Pt. Deep Metric Socket	9mm
46-10mm	12 Pt. Deep Metric Socket	10mm
46-11mm	12 Pt. Deep Metric Socket	11mm
46-12mm	12 Pt. Deep Metric Socket	12mm
46-13mm	12 Pt. Deep Metric Socket	13mm
46-14mm	12 Pt. Deep Metric Socket	14mm
46-15mm	12 Pt. Deep Metric Socket	15mm
46-16mm	12 Pt. Deep Metric Socket	16mm
46-17mm	12 Pt. Deep Metric Socket	17mm
46-18mm	12 Pt. Deep Metric Socket	18mm
46-19mm	12 Pt. Deep Metric Socket	19mm
46-20mm	12 Pt. Deep Metric Socket	20mm
46-21mm	12 Pt. Deep Metric Socket	21mm
46-22mm	12 Pt. Deep Metric Socket	22mm
46-24mm	12 Pt. Deep Metric Socket	24mm
46-25mm	12 Pt. Deep Metric Socket	25mm
46-26mm	12 Pt. Deep Metric Socket	26mm
SERVICE TOOLS		
9023	Dead Blow Hammer with Super Grip, 1 Lb.	
9029	Brass Hammer with Super Grip, 2.5 Lbs.	
9030	Soft Face Hammer, 12 Oz., 1.25"	
9040	Ball Peen Hammer, Fiberglass Handle, 8 Oz.	
9042	Ball Peen Hammer, Fiberglass Handle, 16 Oz.	
9101	Phillips Screwdriver #2—1-1/2"	
9104	Phillips Screwdriver #1—3"	
9105	Phillips Screwdriver #2—4"	
9106	Phillips Screwdriver #3—6"	
9109	Phillips Screwdriver #4—8"	
9112	Cabinet Tip Screwdriver, 1/8"—3"	
9122	Round Shank Screwdriver, 1/4"—1-1/2"	
9123	Round Shank Screwdriver, 1/4"—4"	
9125	Round Shank Screwdriver, 5/16"—6"	
9126	Round Shank Screwdriver, 3/8"—8"	
9132	Square Shank Screwdriver, 1/4"—4"	
9134	Square Shank Screwdriver, 5/16"—6"	
9135	Square Shank Screwdriver, 3/8"—8"	
9136	Square Shank Screwdriver, 3/8"—10"	
9181	Two-in-One Flip Screwdriver w/Pocket Clip #1 Phillips and 5/32" Slotted Blades. OAL 4-3/4"	
9184	Offset Screwdriver, 5/16"	
9236	Metric Hollow Shaft Nut Driver, 4mm	
9237	Metric Hollow Shaft Nut Driver, 4.5mm	
9238	Metric Hollow Shaft Nut Driver, 5mm	
9239	Metric Hollow Shaft Nut Driver, 5.5mm	
9240	Metric Hollow Shaft Nut Driver, 6mm	
9241	Metric Hollow Shaft Nut Driver, 7mm	
9242	Metric Hollow Shaft Nut Driver, 8mm	
9244	Metric Hollow Shaft Nut Driver, 10mm	

PART NUMBER	DESCRIPTION	SIZE
9245	Metric Hollow Shaft Nut Driver, 11mm	
9R31020	RIDGID Pipe Wrench, 14"	
9471	Stripper/Crimper/Cutter, 10-20 AWG	
9481	Gasket Scraper, Blade Width 1-1/2"	
9491	Scraper, Stiff Blade, 1-1/4"	
9523	Hacksaw	
9526	Utility Knife	
9530	Feeler Gauge	
9535	Magnetic Pick-up Tool	
9576	Punch Bar, 5/8" x 18"	
9660	Punch & Chisel Kit, 6 Pieces	
9685	Punch & Chisel Holder	
9AC06	Adjustable Wrench, 6"	
9AC08	Adjustable Wrench, 8"	
9AC10	Adjustable Wrench, 10"	
9AC12	Adjustable Wrench, 12"	
9C326	Long Nose Pliers w/Side Cutter, 6"	
9C367	Linesman's Round Nose Pliers, 7-1/2"	
9C368	Linesman's Round Nose Pliers, 9-1/2"	
9C420	Tongue and Groove Pliers, 9-1/2"	
9C430	Tongue and Groove Pliers, 10"	
9C436	Pliers, Box Joint, 6"	
9C437	Pliers, Box Joint, 7"	
9C440	Tongue and Groove Pliers, 12"	
9C526	Slip Joint Pliers Wire Cutting Shears, 6"	
9G95202	Screw Extractor Set—5 Pieces	
9H1234	Retaining Ring Pliers w/Replaceable Tips	
9P6716S	Aviation Snips, Cuts Straight, Yellow, 10"	
9V10R	Straight Jaw Locking Pliers, 10"	
9V7R	Straight Jaw Locking Pliers, 7"	
9E69210	Metric L-Key Set, Short Arm in Pouch—10 Pieces	
9M42007	Dominator Carbon Scraper, 1-1/2"	

METRIC SERVICE SET



WRIGHT

METRIC SERVICE SET—1/4", 3/8" & 1/2" DRIVES

SET NUMBER 195

122 Pieces. See Page 30 for photograph.

PART NUMBER	DESCRIPTION	SIZE
FLAT WRENCHES		
11-09mm	Metric Combination Wrench, 12 Pt.	9mm
11-10mm	Metric Combination Wrench, 12 Pt.	10mm
11-11mm	Metric Combination Wrench, 12 Pt.	11mm
11-12mm	Metric Combination Wrench, 12 Pt.	12mm
11-13mm	Metric Combination Wrench, 12 Pt.	13mm
11-14mm	Metric Combination Wrench, 12 Pt.	14mm
11-15mm	Metric Combination Wrench, 12 Pt.	15mm
11-16mm	Metric Combination Wrench, 12 Pt.	16mm
11-17mm	Metric Combination Wrench, 12 Pt.	17mm
11-18mm	Metric Combination Wrench, 12 Pt.	18mm
11-19mm	Metric Combination Wrench, 12 Pt.	19mm
11-20mm	Metric Combination Wrench, 12 Pt.	20mm
11-21mm	Metric Combination Wrench, 12 Pt.	21mm
11-22mm	Metric Combination Wrench, 12 Pt.	22mm
11-23mm	Metric Combination Wrench, 12 Pt.	23mm
11-24mm	Metric Combination Wrench, 12 Pt.	24mm
11-25mm	Metric Combination Wrench, 12 Pt.	25mm
11-26mm	Metric Combination Wrench, 12 Pt.	26mm
11-27mm	Metric Combination Wrench, 12 Pt.	27mm
11-30mm	Metric Combination Wrench, 12 Pt.	30mm
11-32mm	Metric Combination Wrench, 12 Pt.	32mm
11-36mm	Metric Combination Wrench, 12 Pt.	36mm
1/4" DRIVE SOCKETS & ATTACHMENTS		
20-04mm	6 Pt. Standard Metric Socket	4mm
20-05mm	6 Pt. Standard Metric Socket	5mm
20-06mm	6 Pt. Standard Metric Socket	6mm
20-07mm	6 Pt. Standard Metric Socket	7mm
20-08mm	6 Pt. Standard Metric Socket	8mm
20-09mm	6 Pt. Standard Metric Socket	9mm
20-10mm	6 Pt. Standard Metric Socket	10mm
20-11mm	6 Pt. Standard Metric Socket	11mm
20-12mm	6 Pt. Standard Metric Socket	12mm
20-13mm	6 Pt. Standard Metric Socket	13mm
20-14mm	6 Pt. Standard Metric Socket	14mm
25-04mm	6 Pt. Deep Metric Socket	4mm
25-05mm	6 Pt. Deep Metric Socket	5mm
25-06mm	6 Pt. Deep Metric Socket	6mm
25-07mm	6 Pt. Deep Metric Socket	7mm
25-08mm	6 Pt. Deep Metric Socket	8mm
25-09mm	6 Pt. Deep Metric Socket	9mm
25-10mm	6 Pt. Deep Metric Socket	10mm
25-11mm	6 Pt. Deep Metric Socket	11mm
25-12mm	6 Pt. Deep Metric Socket	12mm
25-13mm	6 Pt. Deep Metric Socket	13mm

PART NUMBER	DESCRIPTION	SIZE
3/8" DRIVE SOCKETS & ATTACHMENTS		
30-06mm	6 Pt. Standard Metric Socket	6mm
30-07mm	6 Pt. Standard Metric Socket	7mm
31-08mm	12 Pt. Standard Metric Socket	8mm
31-09mm	12 Pt. Standard Metric Socket	9mm
31-10mm	12 Pt. Standard Metric Socket	10mm
31-11mm	12 Pt. Standard Metric Socket	11mm
31-12mm	12 Pt. Standard Metric Socket	12mm
31-13mm	12 Pt. Standard Metric Socket	13mm
31-14mm	12 Pt. Standard Metric Socket	14mm
31-15mm	12 Pt. Standard Metric Socket	15mm
31-16mm	12 Pt. Standard Metric Socket	16mm
31-17mm	12 Pt. Standard Metric Socket	17mm
31-18mm	12 Pt. Standard Metric Socket	18mm
31-19mm	12 Pt. Standard Metric Socket	19mm
3403	3" Extension	
3408	8" Extension	
3412	12" Extension	
3426	Ratchet, 7" Knurled Grip	
3435	Flex Handle	
3452	Adaptor, 3/8" F x 1/4" M	
3475	Universal	
36-09mm	12 Pt. Deep Metric Socket	9mm
36-10mm	12 Pt. Deep Metric Socket	10mm
36-11mm	12 Pt. Deep Metric Socket	11mm
36-12mm	12 Pt. Deep Metric Socket	12mm
36-13mm	12 Pt. Deep Metric Socket	13mm
36-14mm	12 Pt. Deep Metric Socket	14mm
36-15mm	12 Pt. Deep Metric Socket	15mm
1/2" DRIVE SOCKETS & ATTACHMENTS		
41-09mm	12 Pt. Standard Metric Socket	9mm
41-10mm	12 Pt. Standard Metric Socket	10mm
41-11mm	12 Pt. Standard Metric Socket	11mm
41-12mm	12 Pt. Standard Metric Socket	12mm
41-13mm	12 Pt. Standard Metric Socket	13mm
41-14mm	12 Pt. Standard Metric Socket	14mm
41-15mm	12 Pt. Standard Metric Socket	15mm
41-16mm	12 Pt. Standard Metric Socket	16mm
41-17mm	12 Pt. Standard Metric Socket	17mm
41-18mm	12 Pt. Standard Metric Socket	18mm
41-19mm	12 Pt. Standard Metric Socket	19mm
41-20mm	12 Pt. Standard Metric Socket	20mm
41-21mm	12 Pt. Standard Metric Socket	21mm
41-22mm	12 Pt. Standard Metric Socket	22mm
41-23mm	12 Pt. Standard Metric Socket	23mm
41-24mm	12 Pt. Standard Metric Socket	24mm
41-25mm	12 Pt. Standard Metric Socket	25mm
41-26mm	12 Pt. Standard Metric Socket	26mm
41-27mm	12 Pt. Standard Metric Socket	27mm
41-30mm	12 Pt. Standard Metric Socket	30mm
41-32mm	12 Pt. Standard Metric Socket	32mm
41-36mm	12 Pt. Standard Metric Socket	36mm
4405	5" Extension	
4410	10" Extension	

PART NUMBER	DESCRIPTION	SIZE
4426	Ratchet, 10-1/2" Series 400, Knurled Grip	
4435	Flex Handle, 18" Knurled Steel Grip	
4475	Universal	
SERVICE TOOLS		
9032	Soft Face Hammer, 37 Oz., 1.75"	
9042	Ball Peen Hammer, Fiberglass Handle, 16 Oz.	
9105	Phillips Screwdriver #2—4"	
9162	Cabinet Tip Screwdriver, 3/16"—3"	
9132	Square Shank Screwdriver, 1/4"—4"	
9134	Square Shank Screwdriver, 5/16"—6"	
9538	Center Punch, 3/8" x 5"	
9556	Starter Punch, 3/16" x 5"	
9594	Pin Punch, 3/16" x 5-1/4"	
9602	Cold Chisel, 3/8" x 5-1/2"	
9603	Cold Chisel, 1/2" x 6"	
9AC10	Adjustable Wrench, 10"	
9C317	Long Nose Pliers w/Side Cutter	
9C447	Cutting Pliers, Curved Diagonal, Box Joint, 7-3/4"	
9C526	Slip Joint Pliers Wire Cutting Shears, 6"	
9E69210	Metric L-Key Set, Short Arm in Pouch—10 Pieces	

CONTENTS OF MASTER SETS



METRIC APPRENTICE SET

METRIC APPRENTICE SET 3/8" & 1/2" DRIVES

SET NUMBER 199

75 Pieces Including WT1900RD
Tool Box w/ Tray. See Page 31
for photograph.




PART NUMBER	DESCRIPTION	SIZE
FLAT WRENCHES		
11-06mm	Metric Combination Wrench, 12 Pt.	6mm
11-07mm	Metric Combination Wrench, 12 Pt.	7mm
11-08mm	Metric Combination Wrench, 12 Pt.	8mm
11-09mm	Metric Combination Wrench, 12 Pt.	9mm
11-10mm	Metric Combination Wrench, 12 Pt.	10mm
11-11mm	Metric Combination Wrench, 12 Pt.	11mm
11-12mm	Metric Combination Wrench, 12 Pt.	12mm
11-13mm	Metric Combination Wrench, 12 Pt.	13mm
11-14mm	Metric Combination Wrench, 12 Pt.	14mm
11-15mm	Metric Combination Wrench, 12 Pt.	15mm
11-16mm	Metric Combination Wrench, 12 Pt.	16mm
11-17mm	Metric Combination Wrench, 12 Pt.	17mm
11-18mm	Metric Combination Wrench, 12 Pt.	18mm
11-19mm	Metric Combination Wrench, 12 Pt.	19mm
11-20mm	Metric Combination Wrench, 12 Pt.	20mm
11-21mm	Metric Combination Wrench, 12 Pt.	21mm
11-22mm	Metric Combination Wrench, 12 Pt.	22mm
11-23mm	Metric Combination Wrench, 12 Pt.	23mm
11-24mm	Metric Combination Wrench, 12 Pt.	24mm
3/8" DRIVE SOCKETS & ATTACHMENTS		
30-06mm	6 Pt. Standard Metric Socket	6mm
30-07mm	6 Pt. Standard Metric Socket	7mm
31-08mm	12 Pt. Standard Metric Socket	8mm
31-09mm	12 Pt. Standard Metric Socket	9mm
31-10mm	12 Pt. Standard Metric Socket	10mm
31-11mm	12 Pt. Standard Metric Socket	11mm
31-12mm	12 Pt. Standard Metric Socket	12mm
31-13mm	12 Pt. Standard Metric Socket	13mm
31-14mm	12 Pt. Standard Metric Socket	14mm
31-15mm	12 Pt. Standard Metric Socket	15mm
31-16mm	12 Pt. Standard Metric Socket	16mm
31-17mm	12 Pt. Standard Metric Socket	17mm
31-18mm	12 Pt. Standard Metric Socket	18mm
31-19mm	12 Pt. Standard Metric Socket	19mm
31-20mm	12 Pt. Standard Metric Socket	20mm
31-21mm	12 Pt. Standard Metric Socket	21mm
31-22mm	12 Pt. Standard Metric Socket	22mm
3405	5" Extension	
3426	Ratchet, 7" Knurled Grip	
1/2" DRIVE SOCKETS & ATTACHMENTS		
41-09mm	12 Pt. Standard Metric Socket	9mm
41-10mm	12 Pt. Standard Metric Socket	10mm
41-11mm	12 Pt. Standard Metric Socket	11mm
41-12mm	12 Pt. Standard Metric Socket	12mm
41-13mm	12 Pt. Standard Metric Socket	13mm

PART NUMBER	DESCRIPTION	SIZE
41-14mm	12 Pt. Standard Metric Socket	14mm
41-15mm	12 Pt. Standard Metric Socket	15mm
41-16mm	12 Pt. Standard Metric Socket	16mm
41-17mm	12 Pt. Standard Metric Socket	17mm
41-18mm	12 Pt. Standard Metric Socket	18mm
41-19mm	12 Pt. Standard Metric Socket	19mm
41-20mm	12 Pt. Standard Metric Socket	20mm
41-21mm	12 Pt. Standard Metric Socket	21mm
41-22mm	12 Pt. Standard Metric Socket	22mm
41-23mm	12 Pt. Standard Metric Socket	23mm
41-24mm	12 Pt. Standard Metric Socket	24mm
41-25mm	12 Pt. Standard Metric Socket	25mm
41-26mm	12 Pt. Standard Metric Socket	26mm
41-27mm	12 Pt. Standard Metric Socket	27mm
41-30mm	12 Pt. Standard Metric Socket	30mm
41-32mm	12 Pt. Standard Metric Socket	32mm
41-36mm	12 Pt. Standard Metric Socket	36mm
4405	5" Extension	
4426	Ratchet, 10-1/2" Series 400, Knurled Grip	
4435	Flex Handle, 18" Knurled Steel Grip	
4475	Universal	
SERVICE TOOLS		
9C526	Slip Joint Pliers Wire Cutting Shears, 6"	
9E69210	Metric L-Key Set, Short Arm in Pouch—10 Pieces	

INNOVATING,
ENGINEERING,
& FORGING
TOOLS THAT
EXCEED WHERE
OTHERS FAIL
FOR ALMOST
100 YEARS.

At Wright, our vision has always been to ensure confidence and protect those that are building our tomorrow. When orders just won't wait, you can rely on us to help you get the job done. 98% of our products ship within 36 hours, or in many cases, sooner. And when we do that, we're forging more than just tools. We're forging partnerships. We're forging respect.

WRIGHT 



EXCEED WHERE OTHERS FAIL



WARNING: WEAR SAFETY GOGGLES USER AND BYSTANDER



WARNING: TOOL SAFETY INFO READ PAGES 376-378



WARNING: COMFORT OR PLASTIC GRIPS DO NOT PROTECT AGAINST ELECTRIC SHOCK

WRIGHT

TOOL CHESTS, CABINETS & BOXES

TOOL CHESTS, CABINETS & BOXES

FROM OUR 29" TOP CHESTS TO OUR 75"

MULTI-DRAWER ROLLER CABINETS,

WRIGHT PROVIDES A FULL ARRAY OF

HEAVY-DUTY TOOL STORAGE PRODUCTS.

ALL TOOL CHESTS, CABINETS AND BOXES

ARE CONSTRUCTED OF QUALITY STEEL

AND MADE IN THE USA. OTHER FEATURES

INCLUDE 11 GAUGE PLUG-IN GUIDE FOR

QUICK ADJUSTMENT, POWDER COAT PAINT

FOR SUPERIOR SCRATCH- AND CHEMICAL-

RESISTANCE, FULL LENGTH FORKLIFT BASE

ON ROLLER CABINETS AND OPTIONAL

COLORS OF BLUE AND BLACK.



SAFETY

TOOL STORAGE SAFETY

Users and bystanders must wear safety goggles.

Do not open more than one drawer at a time.

Never use a tool storage unit for an anvil, workbench, ladder, or similar purpose.

To avoid possible eye injury from flying objects, safety goggles or equivalent protection conforming to ANSI Z87.1 shall be worn and kept clean by the user and all persons in the immediate area where any tool is being used.

Do not stand or climb on drawers.

Never pull your tool storage unit. Always push so you can see the direction you are traveling and avoid obstacles. Move tool storage units in a controlled manner on smooth, level surfaces.

Do not stand on tool boxes, tool chests or tool cabinets.

Do not overload drawers.

Do not move a tool storage unit without locking or securing all drawers or lids.

Never leave tools unattended on top of a tool storage unit.

Make sure that wheels on tool storage units turn freely.

Set the brakes on locking casters when the storage unit is at the work area.

CABINET REFERENCE DIAGRAM

We sell a unique combination of flexible and heavy duty drawers and shelving that ensures lifetime drawer performance by only using steel ball bearings and heat treated steel rollers in making our systems. With a wide choice of cabinet heights and widths to meet your needs, our tool storage is built to support loads up to 400 lbs per drawer, protect your every day tools and withstand the toughest conditions.

TOOL CHESTS, CABINETS & BOXES



Made in the USA with American components.

Optional colors of blue and black available on all 9 toolbox models.

Heavy-duty 11 gauge plug-in guide rail for quick adjustment.

Heavy-duty 11 gauge carriage with 6 ball bearing rollers and 4 steel rollers.

55-year satisfaction guarantee.



TOOL CHESTS & ROLLER CABINETS

TOOL CHESTS, CABINETS & BOXES

30" 2 DRAWER HEAVY DUTY UTILITY CART WUCHD2902RD, BK, BU

Heavy-duty 11 gauge plug-in guide rail for quick adjustment. Heavy-duty 11 gauge carriage with 6 ball bearing rollers and 4 steel rollers. Drawer load rating 400lb. at full extension. Full height sidewalls providing maximum cubic storage capacity. Deep-well shelves contain rubber mats for anti-skid tool placement. Fully MIG welded and surface ground on all eight corners. Full width 45° angle aluminum handles for easy identification of contents. Heavy-duty casters, two swivel with brakes and two are fixed for safe mobile tool storage. Powder coat paint for superior scratch- and chemical-resistance. Security lock with 2 keys. Available in red, black or blue.

30" W · 42" H · 22" D · 230 lbs.

TYPE	WIDTH	HEIGHT	DEPTH
Top Shelf	29-1/4"	2-1/8"	21-1/2"
1 Drawer	24-1/2"	3"	18-1/2"
1 Drawer	24-1/2"	4-3/4"	18-1/2"

Storage Capacity: 4,849 in³



TOOL CHESTS & ROLLER CABINETS



29 1/4" 4 DRAWER HEAVY DUTY TOP CHEST WTCHD2904RD, BK, BU

Heavy-duty 11 gauge plug-in guide rail for quick adjustment. Heavy-duty 11 gauge carriage with 6 ball bearing rollers and 4 steel rollers. Drawer load rating 400lb. at full extension. Full height sidewalls providing maximum cubic storage capacity. Fully MIG welded and surface ground on all eight corners. Full width 45° angle aluminum handles for easy identification of contents. Powder coat paint for superior scratch- and chemical-resistance. Security lock with 2 keys. Available in red, black or blue.

29-1/4" W · 16-7/8" H · 15-1/4" D · 185 lbs.

TYPE	WIDTH	HEIGHT	DEPTH
3 Drawers	24-1/2"	2-1/8"	12"
1 Drawer	24-1/2"	3"	12"

Storage Capacity: 1,507 in³



29 1/4" 7 DRAWER HEAVY DUTY ROLLER CABINET WRCHD2907RD, BK, BU

Heavy-duty 11 gauge plug-in guide rail for quick adjustment. Heavy-duty 11 gauge carriage with 6 ball bearing rollers and 4 steel rollers. Drawer load rating 400lb. at full extension. Full height sidewalls providing maximum cubic storage capacity. Fully MIG welded and surface ground on all eight corners. Full width 45° angle aluminum handles for easy identification of contents. Heavy-duty casters, two swivel with brakes and two are fixed for safe mobile tool storage. Powder coat paint for superior scratch- and chemical-resistance. Standard full length forklift base. Security lock with 2 keys. Available in red, black or blue.

29-1/4" W · 33-1/2" H · 21-1/2" D · 425 lbs.

TYPE	WIDTH	HEIGHT	DEPTH
3 Drawers	24-1/2"	2-1/8"	18"
3 Drawers	24-1/2"	3"	18"
1 Drawer	24-1/2"	5-1/2"	18"

Storage Capacity: 4,686 in³



TOOL CHESTS & ROLLER CABINETS



46 1/2" 10 DRAWER HEAVY DUTY TOP CHEST WTCHD46IORD, BK, BU

Heavy-duty 11 gauge plug-in guide rail for quick adjustment. Heavy-duty 11 gauge carriage with 6 ball bearing rollers and 4 steel rollers. Drawer load rating 400lb. at full extension. Full height sidewalls providing maximum cubic storage capacity. Fully MIG welded and surface ground on all eight corners. Full width 45° angle aluminum handles for easy identification of contents. Powder coat paint for superior scratch- and chemical-resistance. Security lock with 2 keys. Available in red, black or blue.

46-1/2" W · 20-3/4" H · 21-1/2" D · 420 lbs.

TYPE		WIDTH	HEIGHT	DEPTH
Left Bank	3 Drawers	18-1/2"	2-1/8"	18"
	2 Drawers	18-1/2"	3"	18"
Right Bank	3 Drawers	18-1/2"	2-1/8"	18"
	2 Drawers	18-1/2"	3"	18"

Storage Capacity: 2,831 in³



46 1/2" 12 DRAWER HEAVY DUTY ROLLER CABINET WRCHD46I2RD, BK, BU

Heavy-duty 11 gauge plug-in guide rail for quick adjustment. Heavy-duty 11 gauge carriage with 6 ball bearing rollers and 4 steel rollers. Drawer load rating 400lb. at full extension. Full height sidewalls providing maximum cubic storage capacity. Fully MIG welded and surface ground on all eight corners. Full width 45° angle aluminum handles for easy identification of contents. Heavy-duty casters, two swivel with brakes and two are fixed for safe mobile tool storage. Powder coat paint for superior scratch- and chemical-resistance. Standard full length forklift base. Security lock with 2 keys. Available in red, black or blue.

46-1/2" W · 42-1/2" H · 27-3/4" D · 590 lbs.

TYPE		WIDTH	HEIGHT	DEPTH
Top Bank	1 Drawer	41-1/2"	3"	24-1/2"
	3 Drawers	18-1/2"	2-1/8"	24-1/2"
Left Bank	2 Drawers	18-1/2"	3"	24-1/2"
	1 Drawer	18-1/2"	5-1/2"	24-1/2"
	3 Drawers	18-1/2"	2-1/8"	24-1/2"
Right Bank	1 Drawer	18-1/2"	3-7/8"	24-1/2"
	1 Drawer	18-1/2"	8-1/2"	24-1/2"

Storage Capacity: 14,879 in³



WARNING: WEAR SAFETY GOGGLES USER AND BYSTANDER



WARNING: TOOL SAFETY INFO READ PAGES 376-378



WARNING: COMFORT OR PLASTIC GRIPS DO NOT PROTECT AGAINST ELECTRIC SHOCK



WARNING: WEAR SAFETY GOGGLES USER AND BYSTANDER



WARNING: TOOL SAFETY INFO READ PAGES 376-378



WARNING: COMFORT OR PLASTIC GRIPS DO NOT PROTECT AGAINST ELECTRIC SHOCK

TOOL CHESTS & ROLLER CABINETS



52 1/2" 9 DRAWER HEAVY DUTY TOP CHEST WTCHD5209RD, BK, BU

Heavy-duty 11 gauge plug-in guide rail for quick adjustment. Heavy-duty 11 gauge carriage with 6 ball bearing rollers and 4 steel rollers. Drawer load rating 400lb. at full extension. Full height sidewalls providing maximum cubic storage capacity. Fully MIG welded and surface ground on all eight corners. Full width 45° angle aluminum handles for easy identification of contents. Powder coat paint for superior scratch- and chemical-resistance. Security lock with 2 keys.

52-1/2" W · 20-3/4" H · 21-1/2" D · 440 lbs.

TYPE		WIDTH	HEIGHT	DEPTH
Left Bank	3 Drawers	18-1/2"	2-1/8"	18"
	2 Drawers	18-1/2"	3"	18"
Right Bank	2 Drawers	24-1/2"	2-1/8"	18"
	1 Drawer	24-1/2"	3"	18"
	1 Drawer	24-1/2"	6-1/8"	18"

Storage Capacity: 6,668 in³



52 1/2" 12 DRAWER HEAVY DUTY ROLLER CABINET WRCHD5212RD, BK, BU

Heavy-duty 11 gauge plug-in guide rail for quick adjustment. Heavy-duty 11 gauge carriage with 6 ball bearing rollers and 4 steel rollers. Drawer load rating 400lb. at full extension. Full height sidewalls providing maximum cubic storage capacity. Fully MIG welded and surface ground on all eight corners. Full width 45° angle aluminum handles for easy identification of contents. Heavy-duty casters, two swivel with brakes and two are fixed for safe mobile tool storage. Powder coat paint for superior scratch- and chemical-resistance. Standard full length forklift base. Security lock with 2 keys. Available in red, black or blue.

52-1/2" W · 42-1/2" H · 27-3/4" D · 650 lbs.

TYPE		WIDTH	HEIGHT	DEPTH
Top Bank	1 Drawer	47-1/2"	3"	24-1/2"
	3 Drawers	18-1/2"	2-1/8"	24-1/2"
Left Bank	2 Drawers	18-1/2"	3"	24-1/2"
	1 Drawer	18-1/2"	5-1/2"	24-1/2"
	2 Drawers	24-1/2"	2-1/8"	24-1/2"
Right Bank	2 Drawers	24-1/2"	3"	24-1/2"
	1 Drawer	24-1/2"	8-1/2"	24-1/2"

Storage Capacity: 16,485 in³



TOOL CHESTS & ROLLER CABINETS



29 1/4" II DRAWER ALL-IN-ONE COMBO WTCHD2904RD / WRCHD2907RD BK, BU

Heavy-duty 11 gauge plug-in guide rail for quick adjustment. Heavy-duty 11 gauge carriage with 6 ball bearing rollers and 4 steel rollers. Drawer load rating 400lb. at full extension. Full height sidewalls providing maximum cubic storage capacity. Fully MIG welded and surface ground on all eight corners. Full width 45° angle aluminum handles for easy identification of contents. Heavy-duty casters, two swivel with brakes and two are fixed for safe mobile tool storage. Powder coat paint for superior scratch- and chemical-resistance. Standard full length forklift base. Security lock with 2 keys. Available in red, black or blue.

29-1/4" W · 50-3/8" H · 21-1/2" D · 610 lbs.

TYPE	WIDTH	HEIGHT	DEPTH
3 Drawers	24-1/2"	2-1/8"	12"
1 Drawer	24-1/2"	3"	12"
3 Drawers	24-1/2"	2-1/8"	18"
3 Drawers	24-1/2"	3"	18"
1 Drawer	24-1/2"	5-1/2"	18"

Storage Capacity: 6,193 in³



46 1/2" 22 DRAWER ALL-IN-ONE COMBO WTCHD4610RD / WRCHD4612RD, BK, BU

Heavy-duty 11 gauge plug-in guide rail for quick adjustment. Heavy-duty 11 gauge carriage with 6 ball bearing rollers and 4 steel rollers. Drawer load rating 400lb. at full extension. Full height sidewalls providing maximum cubic storage capacity. Fully MIG welded and surface ground on all eight corners. Full width 45° angle aluminum handles for easy identification of contents. Heavy-duty casters, two swivel with brakes and two are fixed for safe mobile tool storage. Powder coat paint for superior scratch- and chemical-resistance. Standard full length forklift base. Security lock with 2 keys. Available in red, black or blue.

46-1/2" W · 63-1/4" H · 27-3/4" D · 1,010 lbs.

TYPE	WIDTH	HEIGHT	DEPTH
Top Left Bank	3 Drawers	18-1/2"	2-1/8"
	2 Drawers	18-1/2"	3"
Top Right Bank	3 Drawers	18-1/2"	2-1/8"
	2 Drawers	18-1/2"	3"
Long Drawer	1 Drawer	41-1/2"	3"
Bottom	2 Drawers	18-1/2"	3"
Left Bank	1 Drawer	18-1/2"	5-1/2"
Bottom Right Bank	3 Drawers	18-1/2"	2-1/8"
	1 Drawer	18-1/2"	3-7/8"
	1 Drawer	18-1/2"	8-1/2"

Storage Capacity: 17,710 in³



TOOL CHESTS & ROLLER CABINETS

52 1/2" 21 DRAWER ALL-IN-ONE COMBO WTCHD5209RD / WRCHD52I2RD, BK, BU

Heavy-duty 11 gauge plug-in guide rail for quick adjustment. Heavy-duty 11 gauge carriage with 6 ball bearing rollers and 4 steel rollers. Drawer load rating 400lb. at full extension. Full height sidewalls providing maximum cubic storage capacity. Fully MIG welded and surface ground on all eight corners. Full width 45° angle aluminum handles for easy identification of contents. Heavy-duty casters, two swivel with brakes and two are fixed for safe mobile tool storage. Powder coat paint for superior scratch- and chemical-resistance. Standard full length forklift base. Security lock with 2 keys. Available in red, black or blue.

52-1/2" W · 55-7/8" H · 27-3/4" D · 1,090 lbs.

TYPE		WIDTH	HEIGHT	DEPTH
Top Left Bank	3 Drawers	18-1/2"	2-1/8"	18"
	2 Drawers	18-1/2"	3"	18"
Top Right Bank	2 Drawers	24-1/2"	2-1/8"	18"
	1 Drawer	24-1/2"	3"	18"
	1 Drawer	24-1/2"	6-1/8"	18"
Long Drawer		47-1/2"	3"	24-1/2"
Bottom Left Bank	3 Drawers	18-1/2"	2-1/8"	24-1/2"
	2 Drawers	18-1/2"	3"	24-1/2"
	1 Drawer	18-1/2"	5-1/2"	24-1/2"
Bottom Right Bank	2 Drawers	24-1/2"	2-1/8"	24-1/2"
	2 Drawers	24-1/2"	3"	24-1/2"
	1 Drawer	24-1/2"	8-1/2"	24-1/2"

Storage Capacity: 23,153 in³



TOOL CHESTS, CABINETS & BOXES

TOOL CHESTS, ROLLER CABINETS & STORAGE BOXES



WRIGHT

SPECIAL ORDER: 75 1/2" 13 DRAWER HEAVY DUTY TOP CHEST AND 16 DRAWER ROLLER CABINET WTCHD75I3RD / WRCHD75I6RD, BK, BU

Heavy-duty 11 gauge plug-in guide rail for quick adjustment. Heavy-duty 11 gauge carriage with 6 ball bearing rollers and 4 steel rollers. Drawer load rating 400lb. at full extension. Available in red, black or blue.

75 1/2" W · 20 3/4" H · 21 1/2" D

TYPE		WIDTH	HEIGHT	DEPTH
13 DRAWER HEAVY DUTY TOP CHEST				
Left Bank	3 Drawers	28"	2-1/8"	18"
	2 Drawers	28"	3"	18"
	1 Drawer	15"	3-7/8"	18"
Center Bank	1 Drawer	15"	4-3/4"	18"
	1 Drawer	15"	6-1/8"	18"
Right Bank	4 Drawers	18-1/2"	2-1/8"	18"
	1 Drawer	18-1/2"	3-7/8"	18"

Storage Capacity: 8,564 in³

75 1/2" W · 42 1/2" H · 27 3/4" D

TYPE		WIDTH	HEIGHT	DEPTH
16 DRAWER HEAVY DUTY ROLLER CABINET				
Top Bank	1 Drawer	28"	3"	24-1/2"
	2 Drawers	28"	2-1/8"	24-1/2"
Left Bank	1 Drawer	28"	3"	24-1/2"
	1 Drawer	28"	3-7/8"	24-1/2"
	1 Drawer	28"	7-3/4"	24-1/2"
	2 Drawers	15"	3"	24-1/2"
Center Bank	1 Drawer	15"	6-1/8"	24-1/2"
	1 Drawer	15"	7-3/4"	24-1/2"
	4 Drawer	18-1/2"	2-1/8"	24-1/2"
Right Bank	1 Drawer	18-1/2"	3-7/8"	24-1/2"
	1 Drawer	18-1/2"	11"	24-1/2"

Storage Capacity: 28,889 in³



19" TOOL BOX WITH TRAY WT1900RD

19" W · 6-1/2" H · 6" D · 5.4 lbs.

TYPE	WIDTH	HEIGHT	DEPTH
Overall	19"	6-1/2"	6"
1 Tray	18-1/2"	2"	5-1/2"

Storage Capacity: 741 in³



21" HEAVY-DUTY MECHANIC'S BOX WITH TRAY (24-GAUGE) WT2100RD

21" W · 9" H · 8-3/4" D · 10.8 lbs.

TYPE	WIDTH	HEIGHT	DEPTH
Overall	21"	9"	8-3/4"
1 Tray	20-5/8"	2"	8-1/4"

Storage Capacity: 1,613 in³



21" 3 DRAWER CHEST (PORTABLE) WT2103RD

21" W · 12" H · 8-3/4" D · 20 lbs.

TYPE	WIDTH	HEIGHT	DEPTH
Overall	21"	12"	8-3/4"
2 Drawers	20"	2"	8"
1 Drawer	20"	2-1/2"	8"

Storage Capacity: 1,606 in³ Made in China.

TOOL CHESTS, CABINETS & BOXES



WARNING: WEAR SAFETY GOGGLES USER AND BYSTANDER



WARNING: TOOL SAFETY INFO READ PAGES 376-378



WARNING: COMFORT OR PLASTIC GRIPS DO NOT PROTECT AGAINST ELECTRIC SHOCK



WARNING: WEAR SAFETY GOGGLES USER AND BYSTANDER



WARNING: TOOL SAFETY INFO READ PAGES 376-378



WARNING: COMFORT OR PLASTIC GRIPS DO NOT PROTECT AGAINST ELECTRIC SHOCK

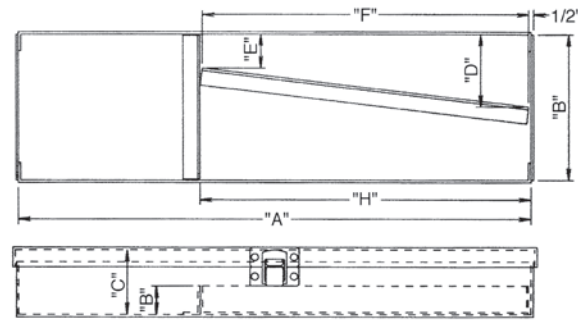
TOOL STORAGE BOXES



TYPE 1

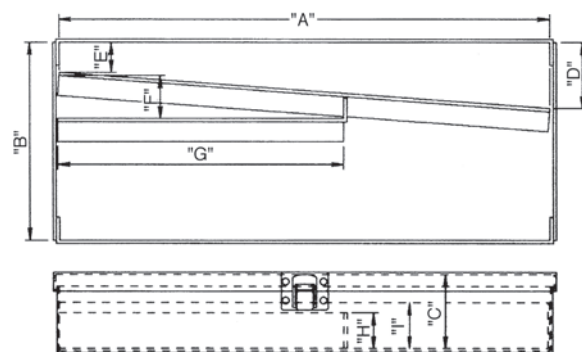
BOX NUMBER	A	B	C	D	E	F	G	H	REQUIRED CATCH
11	10-3/4"	4-1/2"	1-1/8"	—	—	—	—	—	Chrome Catch
13	13"	5-1/4"	1-1/4"	—	—	—	—	—	Chrome Catch
22	13-1/2"	4-1/4"	2-9/16"	2-13/32"	2-1/8"	13"	2"	—	Chrome Catch
23	11-3/4"	4"	3-5/8"	—	—	—	—	—	Chrome Catch
45**	18-1/4"	5-1/4"	2-1/4"	—	—	—	—	—	Chrome Catch
W316	16-1/4"	3-1/2"	1-1/2"	1-1/16"	21/32"	10-5/8"	5/8"	8-3/32"	Chrome Catch
W408	8"	3-3/4"	1-1/2"	1-1/4"	5/8"	7-15/16"	5/8"	N/A	Chrome Catch
W416	16"	3-3/4"	1-1/2"	1-1/4"	5/8"	9-7/8"	5/8"	7-15/16"	Chrome Catch
W417	17-3/4"	3-3/4"	2"	1-25/32"	13/16"	17-11/16"	1"	—	Chrome Catch
96A*	25-1/2"	5-1/4"	3"	2-3/8"	1-3/8"	24-1/2"	1-7/16"	—	Hasp-Staple Combination Latch
97	4-29/32"	2-5/16"	15/16"	—	—	—	—	—	Chrome Catch
98	20"	4"	1-1/2"	1-13/32"	21/32"	11-11/16"	5/8"	11-3/4"	Chrome Catch

*Note: 96A box is the only one with a 1/2" dimension and handles at each end. **Note: Box accommodates speeders.



TYPE 2

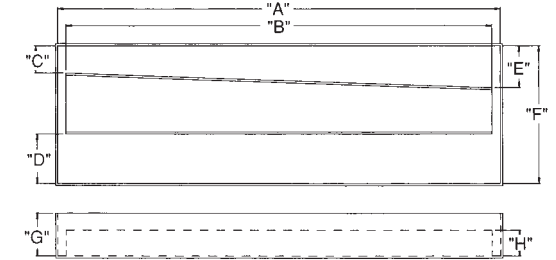
BOX NUMBER	A	B	C	D	E	F	G	H	I	CATCH
W409	8-11/16"	3-3/4"	1-1/2"	31/32"	21/32"	1-1/16"	2-1/16"	5/8"	5/8"	Chrome Catch
W411	10-5/8"	3-3/4"	2"	1-7/16"	13/16"	1-3/4"	4-11/16"	1"	1"	Chrome Catch
W418	18-3/8"	3-3/4"	2"	1-13/16"	7/8"	15/16"	3-13/32"	1"	1"	Chrome Catch



TYPE 3

BOX NUMBER	A	B	C	D	E	F	G	H	REQUIRED CATCH
237	26-1/4"	25-1/4"	1-11/16"	3"	2-9/16"	8-3/16"	3-3/8"	2"	Two Hasp-Staple Combination Latches

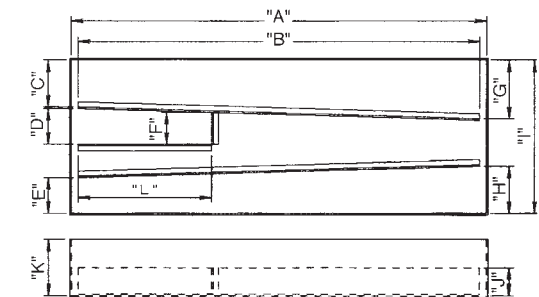
Note: Handle at each end.



TYPE 4

BOX NUMBER	A	B	C	D	E	F	G	H	I	J	K	L	REQUIRED CATCH
299	31"	30"	3-1/2"	2-11/16"	2-11/16"	2-1/4"	4-1/2"	3-9/16"	11-1/2"	2-1/8"	4-3/8"	10"	Two Hasp-Staple Combination Latches

Note: Handle at each end.



CLIP RAILS, DENIM TOOL ROLLS & POUCHES



CLIP RAILS

PART NUMBER	SIZE
SAE RED	
W008	8"
W010	10"
W013	13"
METRIC BLUE	
W108	8"
W110	10"
W113	13"



CLIPS

PART NUMBER	SIZE
W2	1/4"
W3	3/8"
W4	1/2"

NOTE: Clips can be used on any length rail.



DENIM TOOL ROLLS

DENIM TOOL ROLL NUMBER	A-WIDTH	B-HEIGHT	NUMBER OF POCKETS
707-ROLL	13"	13-3/4"	7
711-ROLL	22-5/8"	17-3/4"	11
714-ROLL	30-3/4"	22-1/4"	14
715-ROLL	28-1/2"	22-1/4"	15
732-ROLL	35"	23"	18
735-ROLL	11-1/8"	13-1/2"	5
736-ROLL	13-1/2"	16"	6
738-ROLL	18-7/16"	21"	8
739-ROLL	21-1/4"	19-1/4"	10
741-ROLL	20-7/8"	16"	10
742-ROLL	15"	10-3/4"	7
745-ROLL	20-1/2"	10"	9
746-ROLL	12-1/8"	20"	5
751-ROLL	18"	14-3/8"	10
752-ROLL	24"	15-3/4"	15
758-ROLL	35-1/4"	16-3/4"	18



DENIM TOOL POUCHES

Denim back with vinyl front.

DENIM POUCH NUMBER	A-WIDTH	B-HEIGHT	USED WITH SETS
A707-Pouch	5"	13-7/8"	A705, A707, A750 & A751
A711-Pouch	7-1/4"	17-1/4"	A711, A752, A758, 9214, 9218, 9462, 9463, 9475, 9476 & 9477
A714-Pouch	9-5/16"	21-1/2"	A714, A715 & 9464
A724-Pouch	7-1/4"	14"	723, 724, 754, 9210, 9212 & 9216

WRENCH RACKS



STRAIGHT STYLE WRENCH RACKS

PART NUMBER	DESCRIPTION	COLOR
S1507RACK	7 Pieces	Red
S1512RACK	11 Pieces	Red



ANGLE STYLE WRENCH RACKS

PART NUMBER	DESCRIPTION	COLOR
S1198RACK	7 Pieces	Red
S1202RACK	11 Pieces	Red
S1203RACK	15 Pieces	Red



WARNING: WEAR SAFETY GOGGLES USER AND BYSTANDER



WARNING: TOOL SAFETY INFO READ PAGES 376-378



WARNING: COMFORT OR PLASTIC GRIPS DO NOT PROTECT AGAINST ELECTRIC SHOCK



WARNING: WEAR SAFETY GOGGLES USER AND BYSTANDER



WARNING: TOOL SAFETY INFO READ PAGES 376-378



WARNING: COMFORT OR PLASTIC GRIPS DO NOT PROTECT AGAINST ELECTRIC SHOCK

SAFETY

WRENCHES SAFETY

WRENCHES

Users and bystanders must wear safety goggles.

To avoid possible eye injury from flying objects, safety goggles or equivalent protection conforming to ANSI Z87.1 shall be worn and kept clean by the user and all persons in the immediate area where any tool is being used.

Comfort or plastic grips on handles are not intended to give any degree of protection against electric shock and shall not be used on or near live electric circuits.

Wrenches are to be used by hand only. Do not use "cheater" bars or any other means of increasing leverage. The only wrenches that can be struck with a hammer are striking wrenches.

Never use wrenches for prying or as a hammer.

Never expose any wrench to excessive heat, which may change the hardness or microstructure and ruin the tool.

Wrenches are to be used to turn (tighten and loosen) fasteners.

Users shall apply a controlled force with a stance adjusted and braced to prevent rapid bodily movement or a fall if sudden release occurs.

Use the correct size wrench, do not use metric wrenches on inch fasteners or inch wrenches on metric fasteners, because the fit is not good enough.

Always be sure to fully seat an open-end wrench on the nut or bolt.

Adjustable wrenches need to be tightly adjusted to fit the nut with the force applied to the fixed jaw. Never use adjustable wrenches for the initial breaking loose of a "frozen" fastener or for final tightening.

Pipe wrenches are designed to turn or hold pipe; never use a pipe wrench to bend, raise or lift a pipe. Do not use pipe wrenches on square stock.

Inspect and discard bent, worn or cracked wrenches.

Inspect each pipe wrench or adjustable wrench before use for worn or broken teeth, thumbscrews or jaws and discard if deteriorated.

Wrench opening configurations shall be inspected before each use and their use discontinued at the first sign of significant wrenching surface deterioration.

Wrenches shall not be used when jaws are sprung to the point slippage may occur.

STRIKING WRENCHES

Users and bystanders must wear safety goggles.

To avoid possible eye injury from flying objects, safety goggles or equivalent protection conforming to ANSI Z87.1 shall be worn and kept clean by the user and all persons in the immediate area where any tool is being used.

Striking wrenches shall not be used with "cheater" pipes or other means to extend the length of the tool.

Striking wrenches are special-purpose tools designed and intended only for use with heavy-duty fasteners where shock or impact is needed to fully tighten or loosen.

A striking tool shall always be used with the striking face parallel to the struck face of the wrench. Glancing blows, overstrikes and understrikes need to be avoided. No surface of the wrench other than the struck face shall be struck.

The striking tool of the appropriate size shall have a striking face diameter not less than 3/8" larger than the struck face of the wrench.

Users shall apply a controlled force with a stance adjusted and braced to prevent rapid bodily movement or a fall if sudden release occurs.

Care shall be exercised to prevent the wrench from dislodging from the fastener or nut while being impacted.

Striking wrenches shall be inspected prior to each use and their use discontinued at the first sign of bending of the shank or chipping or cracking of the box end or struck block. Deformation of the wrenching configuration may occur from tool usage.

Striking wrenches shall be inspected prior to each use and their use discontinued at the first sign of significant wrenching surface deterioration.

At the first indication of mushrooming, the struck face and struck face chamfer of the striking wrench shall be redressed to its original contour by the use of a hand file or whetstone.

Except the struck face, no area, section, or portion of the striking wrench shall be ground, welded, treated by reheating, or otherwise altered from the original condition as furnished by the manufacturer.

WRENCHES

WRIGHT WRENCHES FEEL AS GOOD AS THEY LOOK. AND THEY HAVE A RESERVE OF STRENGTH FOR TOUGH JOBS. THEY FEATURE THE PATENTED WRIGHT DRIVE AND WRIGHT GRIP, WHICH PROVIDES MORE TORQUE WITH LESS FASTENER DAMAGE, DISTRIBUTING STRESS EVENLY OVER A LARGER CONTACT AREA AND AWAY FROM THE FASTENER CORNERS. THEY'RE IDEAL FOR APPLICATIONS RANGING FROM STANDARD NUTS AND BOLTS TO AEROSPACE FASTENERS. WE ALSO OFFER STRIKING WRENCHES FOR EXTRA-HEAVY-DUTY USE.



THE MOST
ADVANCED
WRENCH ON
THE PLANET
IS NOW A
STANDARD
FEATURE.



OUR ADVANCED OPENING PROFILE PLACES MORE METAL IN HIGH-STRESS AREAS TO STIFFEN THE JAWS, INCREASE TOOL STRENGTH AND REDUCE PERMANENT JAW SPREAD.

MORE CONTACT.

MORE TORQUE.

MORE STRENGTH.

MORE GRIP.

MORE LIFE.

LESS ROUNDING.

LESS FATIGUE.

LESS JAW SPREAD.

LESS SLIPPAGE.

LESS FAILURE.

WRENCHES

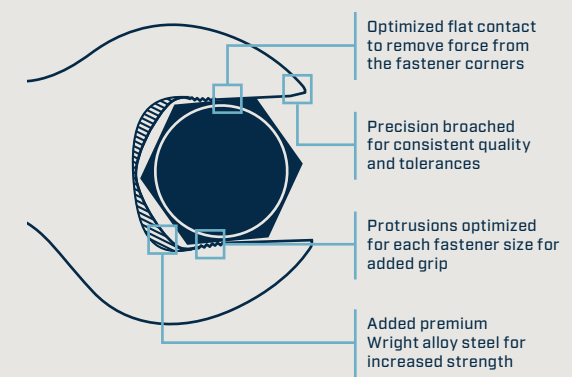
WRENCHES

As a standard feature on the Wright open-end of combination wrenches, precision placed protrusions are custom engineered for each wrench size to keep it seated on the fastener, increase torque and reduce slippage. Simply put, you won't find a better wrench. Period.

NOTICEABLE PERFORMANCE

50%
More protrusion engagement than all wrenches

80%
Stronger than all wrenches



Wright Grip 2.0 anti-slip design is a standard feature on the open-end of combination wrenches up to 4" and 80mm. Wright wrenches are manufactured in the U.S.A. in accordance with our proprietary Perfecting Performance quality process. Wright Grip 2.0. Patent Pending.

WRENCH SETS



WRENCHES

WRENCHES



7 PIECES-COMBINATION SET NUMBER 705

WRIGHT GRIP^{2.0} 12

12 Pt. Combination Wrenches

PART NUMBER	DESCRIPTION
1108	1/4"
1110	5/16"
1112	3/8"
1114	7/16"
1116	1/2"
1118	9/16"
1120	5/8"
707-Roll	Denim Tool Roll



14 PIECES-COMBINATION SET NUMBER 714

WRIGHT GRIP^{2.0} 12

12 Pt. Combination Wrenches

PART NUMBER	DESCRIPTION	PART NUMBER	DESCRIPTION
1112	3/8"	1128	7/8"
1114	7/16"	1130	15/16"
1116	1/2"	1132	1"
1118	9/16"	1134	1-1/16"
1120	5/8"	1136	1-1/8"
1122	11/16"	1140	1-1/4"
1124	3/4"	714-Roll	Denim Tool Roll
1126	13/16"		



7 PIECES-COMBINATION SET NUMBER 707

WRIGHT GRIP^{2.0} 12

12 Pt. Combination Wrenches

PART NUMBER	DESCRIPTION
1112	3/8"
1114	7/16"
1116	1/2"
1118	9/16"
1120	5/8"
1122	11/16"
1124	3/4"
707-Roll	Denim Tool Roll



15 PIECES-COMBINATION SET NUMBER 715

WRIGHT GRIP^{2.0} 12

12 Pt. Combination Wrenches

PART NUMBER	DESCRIPTION	PART NUMBER	DESCRIPTION
1110	5/16"	1126	13/16"
1112	3/8"	1128	7/8"
1114	7/16"	1130	15/16"
1116	1/2"	1132	1"
1118	9/16"	1134	1-1/16"
1120	5/8"	1136	1-1/8"
1122	11/16"	1140	1-1/4"
1124	3/4"	715-Roll	Denim Tool Roll



11 PIECES-COMBINATION SET NUMBER 711

WRIGHT GRIP^{2.0} 12

12 Pt. Combination Wrenches

PART NUMBER	DESCRIPTION
1112	3/8"
1114	7/16"
1116	1/2"
1118	9/16"
1120	5/8"
1122	11/16"
1124	3/4"
1126	13/16"
1128	7/8"
1130	15/16"
1132	1"
711-Roll	Denim Tool Roll



26 PIECES-COMBINATION SET NUMBER 726

WRIGHT GRIP^{2.0} 12

12 Pt. Combination Wrenches

PART NUMBER	DESCRIPTION	PART NUMBER	DESCRIPTION
1108	1/4"	1136	1-1/8"
1110	5/16"	1140	1-1/4"
1112	3/8"	1142	1-5/16"
1114	7/16"	1144	1-3/8"
1116	1/2"	1146	1-7/16"
1118	9/16"	1148	1-1/2"
1120	5/8"	1152	1-5/8"
1122	11/16"	1154	1-11/16"
1124	3/4"	1156	1-3/4"
1126	13/16"	1158	1-13/16"
1128	7/8"	1160	1-7/8"
1130	15/16"	1164	2"
1132	1"	Cardboard Box	
1134	1-1/16"		



WRENCH SETS



16 PIECES—COMBINATION SET NUMBER 730

12 Pt. Combination Wrenches

PART NUMBER	DESCRIPTION	PART NUMBER	DESCRIPTION
1142	1-5/16"	1164	2"
1144	1-3/8"	1166	2-1/16"
1146	1-7/16"	1168	2-1/8"
1148	1-1/2"	1170	2-3/16"
1152	1-5/8"	1172	2-1/4"
1154	1-11/16"	1176	2-3/8"
1156	1-3/4"	1180	2-1/2"
1158	1-13/16"		Cardboard Box
1160	1-7/8"		

WRIGHT GRIP^{2.0} 12



15 PIECES—COMBINATION SET NUMBER 752

12 Pt. Metric Combination Wrenches

PART NUMBER	DESCRIPTION	PART NUMBER	DESCRIPTION
11-07mm	7mm	11-15mm	15mm
11-08mm	8mm	11-16mm	16mm
11-09mm	9mm	11-17mm	17mm
11-10mm	10mm	11-18mm	18mm
11-11mm	11mm	11-19mm	19mm
11-12mm	12mm	11-21mm	21mm
11-13mm	13mm	11-22mm	22mm
11-14mm	14mm	752-Roll	Denim Tool Roll

WRIGHT GRIP^{2.0} 12



11 PIECES—COMBINATION SET NUMBER 750

12 Pt. Metric Combination Wrenches

PART NUMBER	DESCRIPTION	PART NUMBER	DESCRIPTION
11-07mm	7mm	11-13mm	13mm
11-08mm	8mm	11-14mm	14mm
11-09mm	9mm	11-15mm	15mm
11-10mm	10mm	11-17mm	17mm
11-11mm	11mm	11-19mm	19mm
11-12mm	12mm	711-Roll	Denim Tool Roll

WRIGHT GRIP^{2.0} 12



18 PIECES—COMBINATION SET NUMBER 758

12 Pt. Metric Combination Wrenches

PART NUMBER	DESCRIPTION	PART NUMBER	DESCRIPTION
11-07mm	7mm	11-17mm	17mm
11-08mm	8mm	11-18mm	18mm
11-09mm	9mm	11-19mm	19mm
11-10mm	10mm	11-20mm	20mm
11-11mm	11mm	11-21mm	21mm
11-12mm	12mm	11-22mm	22mm
11-13mm	13mm	11-23mm	23mm
11-14mm	14mm	11-24mm	24mm
11-15mm	15mm	758-Roll	Denim Tool Roll
11-16mm	16mm		

WRIGHT GRIP^{2.0} 12



10 PIECES—COMBINATION SET NUMBER 751

12 Pt. Metric Combination Wrenches

PART NUMBER	DESCRIPTION	PART NUMBER	DESCRIPTION
11-10mm	10mm	11-16mm	16mm
11-11mm	11mm	11-17mm	17mm
11-12mm	12mm	11-18mm	18mm
11-13mm	13mm	11-19mm	19mm
11-14mm	14mm	751-Roll	Denim Tool Roll
11-15mm	15mm		

WRIGHT GRIP^{2.0} 12



WRENCH SETS



28 PIECES—COMBINATION SET NUMBER 760

12 Pt. Metric Combination Wrenches

PART NUMBER	DESCRIPTION	PART NUMBER	DESCRIPTION
11-06mm	6mm	11-21mm	21mm
11-07mm	7mm	11-22mm	22mm
11-08mm	8mm	11-23mm	23mm
11-09mm	9mm	11-24mm	24mm
11-10mm	10mm	11-25mm	25mm
11-11mm	11mm	11-26mm	26mm
11-12mm	12mm	11-27mm	27mm
11-13mm	13mm	11-30mm	30mm
11-14mm	14mm	11-32mm	32mm
11-15mm	15mm	11-36mm	36mm
11-16mm	16mm	11-41mm	41mm
11-17mm	17mm	11-46mm	46mm
11-18mm	18mm	11-50mm	50mm
11-19mm	19mm		Cardboard Box
11-20mm	20mm		

WRIGHT GRIP^{2.0} 12



7 PIECES—FULL POLISH COMBINATION SET NUMBER 905

12 Pt. Full Polish Combination Wrenches

PART NUMBER	DESCRIPTION	PART NUMBER	DESCRIPTION
1208	1/4"	1216	1/2"
1210	5/16"	1218	9/16"
1212	3/8"	1220	5/8"
1214	7/16"	707-Roll	Denim Tool Roll

WRIGHT GRIP^{2.0} 12



7 PIECES—FULL POLISH COMBINATION SET NUMBER 907

12 Pt. Full Polish Combination Wrenches

PART NUMBER	DESCRIPTION	PART NUMBER	DESCRIPTION
1212	3/8"	1220	5/8"
1214	7/16"	1222	11/16"
1216	1/2"	1224	3/4"
1218	9/16"	707-Roll	Denim Tool Roll

WRIGHT GRIP^{2.0} 12



11 PIECES—FULL POLISH COMBINATION SET NUMBER 911

12 Pt. Full Polish Combination Wrenches

PART NUMBER	DESCRIPTION	PART NUMBER	DESCRIPTION
1212	3/8"	1224	3/4"
1214	7/16"	1226	13/16"
1216	1/2"	1228	7/8"
1218	9/16"	1230	15/16"
1220	5/8"	1232	1"
1222	11/16"	711-Roll	Denim Tool Roll

WRIGHT GRIP^{2.0} 12



7 PIECES—COMBINATION WRENCH SET NUMBER 720

Black 12 Pt. Combination Wrenches

PART NUMBER	DESCRIPTION
31112	3/8"
31114	7/16"
31116	1/2"
31118	9/16"
31120	5/8"
31122	11/16"
31124	3/4"
707-Roll	Denim Tool Roll

WRIGHT GRIP^{2.0} 12



14 PIECES—COMBINATION WRENCH SET NUMBER 721

Black 12 Pt. Combination Wrenches

PART NUMBER	DESCRIPTION	PART NUMBER	DESCRIPTION
31112	3/8"	31128	7/8"
31114	7/16"	31130	15/16"
31116	1/2"	31132	1"
31118	9/16"	31134	1-1/16"
31120	5/8"	31136	1-1/8"
31122	11/16"	31140	1-1/4"
31124	3/4"	714-Roll	Denim Tool Roll
31126	13/16"		

WRIGHT GRIP^{2.0} 12



WRENCH SETS



14 PIECES—FULL POLISH COMBINATION SET NUMBER 914

WRIGHT GRIP^{2.0} 12

12 Pt. Full Polish Combination Wrenches

PART NUMBER	DESCRIPTION	PART NUMBER	DESCRIPTION
1212	3/8"	1228	7/8"
1214	7/16"	1230	15/16"
1216	1/2"	1232	1"
1218	9/16"	1234	1-1/16"
1220	5/8"	1236	1-1/8"
1222	11/16"	1240	1-1/4"
1224	3/4"	714-Roll	Denim Tool Roll
1226	13/16"		



15 PIECES—FULL POLISH COMBINATION SET NUMBER 952

WRIGHT GRIP^{2.0} 12

12 Pt. Metric Full Polish Combination Wrenches

PART NUMBER	DESCRIPTION	PART NUMBER	DESCRIPTION
12-07mm	7mm	12-15mm	15mm
12-08mm	8mm	12-16mm	16mm
12-09mm	9mm	12-17mm	17mm
12-10mm	10mm	12-18mm	18mm
12-11mm	11mm	12-19mm	19mm
12-12mm	12mm	12-21mm	21mm
12-13mm	13mm	12-22mm	22mm
12-14mm	14mm	752-Roll	Denim Tool Roll



15 PIECES—FULL POLISH COMBINATION SET NUMBER 915

WRIGHT GRIP^{2.0} 12

12 Pt. Full Polish Combination Wrenches

PART NUMBER	DESCRIPTION	PART NUMBER	DESCRIPTION
1210	5/16"	1226	13/16"
1212	3/8"	1228	7/8"
1214	7/16"	1230	15/16"
1216	1/2"	1232	1"
1218	9/16"	1234	1-1/16"
1220	5/8"	1236	1-1/8"
1222	11/16"	1240	1-1/4"
1224	3/4"	715-Roll	Denim Tool Roll



18 PIECES—FULL POLISH COMBINATION SET NUMBER 958

WRIGHT GRIP^{2.0} 12

12 Pt. Metric Full Polish Combination Wrenches

PART NUMBER	DESCRIPTION	PART NUMBER	DESCRIPTION
12-07mm	7mm	12-17mm	17mm
12-08mm	8mm	12-18mm	18mm
12-09mm	9mm	12-19mm	19mm
12-10mm	10mm	12-20mm	20mm
12-11mm	11mm	12-21mm	21mm
12-12mm	12mm	12-22mm	22mm
12-13mm	13mm	12-23mm	23mm
12-14mm	14mm	12-24mm	24mm
12-15mm	15mm	758-Roll	Denim Tool Roll
12-16mm	16mm		



11 PIECES—FULL POLISH COMBINATION SET NUMBER 950

WRIGHT GRIP^{2.0} 12

12 Pt. Metric Full Polish Combination Wrenches

PART NUMBER	DESCRIPTION	PART NUMBER	DESCRIPTION
12-07mm	7mm	12-13mm	13mm
12-08mm	8mm	12-14mm	14mm
12-09mm	9mm	12-15mm	15mm
12-10mm	10mm	12-17mm	17mm
12-11mm	11mm	12-19mm	19mm
12-12mm	12mm	711-Roll	Denim Tool Roll



5 PIECES—FULL POLISH OPEN-END SET NUMBER 735

Open-End Wrenches

PART NUMBER	DESCRIPTION	PART NUMBER	DESCRIPTION
1314	3/8" x 7/16"	1325	11/16" x 3/4"
1318	1/2" x 9/16"	1329	13/16" x 7/8"
1320	9/16" x 5/8"	735-Roll	Denim Tool Roll



WRENCH SETS



6 PIECES—FULL POLISH OPEN-END SET NUMBER 736

Open-End Wrenches

PART NUMBER	DESCRIPTION	PART NUMBER	DESCRIPTION
1310	1/4" x 5/16"	1326	3/4" x 13/16"
1314	3/8" x 7/16"	1330	7/8" x 15/16"
1318	1/2" x 9/16"	736-Roll	Denim Tool Roll
1322	5/8" x 11/16"		



6 PIECES—FULL POLISH OPEN-END SET NUMBER 740

Metric Open-End Wrenches

PART NUMBER	DESCRIPTION	PART NUMBER	DESCRIPTION
13-0809mm	8 x 9mm	13-1617mm	16 x 17mm
13-1011mm	10 x 11mm	13-1819mm	18 x 19mm
13-1213mm	12 x 13mm	736-Roll	Denim Tool Roll
13-1415mm	14 x 15mm		



8 PIECES—FULL POLISH OPEN-END SET NUMBER 738

Open-End Wrenches

PART NUMBER	DESCRIPTION	PART NUMBER	DESCRIPTION
1310	1/4" x 5/16"	1330	7/8" x 15/16"
1314	3/8" x 7/16"	1332	15/16" x 1"
1318	1/2" x 9/16"	1340	1-1/8" x 1-1/4"
1322	5/8" x 11/16"	738-Roll	Denim Tool Roll
1326	3/4" x 13/16"		



10 PIECES—FULL POLISH OPEN-END SET NUMBER 741

Metric Open-End Wrenches

PART NUMBER	DESCRIPTION	PART NUMBER	DESCRIPTION
13-0607mm	6 x 7mm	13-1819mm	18 x 19mm
13-0809mm	8 x 9mm	13-2022mm	20 x 22mm
13-1011mm	10 x 11mm	13-2123mm	21 x 23mm
13-1213mm	12 x 13mm	13-2426mm	24 x 26mm
13-1415mm	14 x 15mm	741-Roll	Denim Tool Roll
13-1617mm	16 x 17mm		



10 PIECES—FULL POLISH OPEN-END SET NUMBER 739

Open-End Wrenches

PART NUMBER	DESCRIPTION	PART NUMBER	DESCRIPTION
1310	1/4" x 5/16"	1325	11/16" x 3/4"
1312	5/16" x 3/8"	1329	13/16" x 7/8"
1316	7/16" x 1/2"	1332	15/16" x 1"
1318	1/2" x 9/16"	1336	1-1/16" x 1-1/8"
1320	9/16" x 5/8"	739-Roll	Denim Tool Roll
1324	5/8" x 3/4"		



18 PIECES—15° & 60° ANGLE WRENCH SET NUMBER 732

15° & 60° Angle Wrench Set

PART NUMBER	DESCRIPTION	PART NUMBER	DESCRIPTION
1361	11/32" x 11/32"	1380	15/16" x 15/16"
1362	3/8" x 3/8"	1382	1" x 1"
1364	7/16" x 7/16"	1383	1-1/16" x 1-1/16"
1366	1/2" x 1/2"	1384	1-1/8" x 1-1/8"
1368	9/16" x 9/16"	1386	1-1/4" x 1-1/4"
1370	5/8" x 5/8"	1388	1-3/8" x 1-3/8"
1372	11/16" x 11/16"	1389	1-7/16" x 1-7/16"
1374	3/4" x 3/4"	1390	1-1/2" x 1-1/2"
1376	13/16" x 13/16"	732-Roll	Denim Tool Roll
1378	7/8" x 7/8"		



WRENCH SETS



14 PIECES—15° & 60° ANGLE WRENCH SET NUMBER 733

15° & 60° Angle Wrench Set

PART NUMBER	DESCRIPTION	PART NUMBER	DESCRIPTION
1362	3/8" x 3/8"	1378	7/8" x 7/8"
1364	7/16" x 7/16"	1380	15/16" x 15/16"
1366	1/2" x 1/2"	1382	1" x 1"
1368	9/16" x 9/16"	1383	1-1/16" x 1-1/16"
1370	5/8" x 5/8"	1384	1-1/8" x 1-1/8"
1372	11/16" x 11/16"	1386	1-1/4" x 1-1/4"
1374	3/4" x 3/4"	714-Roll	Denim Tool Roll
1376	13/16" x 13/16"		



10 PIECES—METRIC MINIATURE COMBINATION WRENCH SET NUMBER M788

Metric Miniature Combination Wrench Set

PART NUMBER	DESCRIPTION
Set Number M788	6 Pt. 4mm
	6 Pt. 4.5mm
	12 Pt. 5mm
	12 Pt. 5.5mm
	12 Pt. 6mm
	12 Pt. 7mm
	12 Pt. 8mm
	12 Pt. 9mm
	12 Pt. 10mm
	12 Pt. 11mm

Supplied in plastic pouch. Sold in sets only. No individual wrenches available. Made in Taiwan.



7 PIECES—15° & 60° ANGLE WRENCH SET NUMBER 734

15° & 60° Angle Wrench Set

PART NUMBER	DESCRIPTION
1362	3/8" x 3/8"
1364	7/16" x 7/16"
1366	1/2" x 1/2"
1368	9/16" x 9/16"
1370	5/8" x 5/8"
1372	11/16" x 11/16"
1374	3/4" x 3/4"
707-Roll	Denim Tool Roll



7 PIECES—METRIC MINIATURE OPEN-END WRENCH SET NUMBER M799

Metric Miniature Open-End Wrench Set

PART NUMBER	DESCRIPTION
Set Number M799	5.5mm
	6mm
	7mm
	8mm
	9mm
	10mm
	11mm

Supplied in plastic pouch. Sold in sets only. No individual wrenches available. Ignition wrenches. Made in Taiwan.



10 PIECES—MINIATURE COMBINATION WRENCH SET NUMBER E787

Miniature Combination Wrench Set

PART NUMBER	DESCRIPTION
Set Number E787	5/32" 1/4"
	3/16" 9/32"
	13/64" 5/16"
	7/32" 3/8"
	15/64" 7/16"

Supplied in plastic pouch. Sold in sets only. No individual wrenches available. Made in Taiwan.



8 PIECES—MINIATURE OPEN-END WRENCH SET NUMBER E798

Miniature Open-End Wrench Set

PART NUMBER	DESCRIPTION
Set Number E798	7/32" x 7/32" 5/16" x 5/16"
	15/64" x 15/64" 11/32" x 11/32"
	1/4" x 1/4" 3/8" x 3/8"
	9/32" x 9/32" 7/16" x 7/16"

Supplied in plastic pouch. Sold in sets only. No individual wrenches available. Ignition wrenches. Made in Taiwan.

WRENCHES

WRENCHES



WRENCH SETS

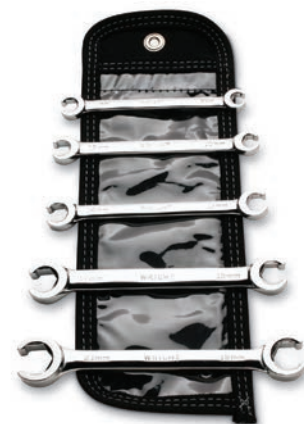


3 PIECES—6 PT. FLARE NUT SET NUMBER 743

6

Flare Nut Wrenches

PART NUMBER	DESCRIPTION	PART NUMBER	DESCRIPTION
1614	3/8" x 7/16"	1622	5/8" x 11/16"
1618	1/2" x 9/16"	A707-Pouch	Pouch



5 PIECES—6 PT. FLARE NUT SET NUMBER 744

6

Metric Flare Nut Wrenches

PART NUMBER	DESCRIPTION	PART NUMBER	DESCRIPTION
16-11mm	9mm x 11mm	16-17mm	15mm x 17mm
16-12mm	10mm x 12mm	16-21mm	19mm x 21mm
16-14mm	13mm x 14mm	A707-Pouch	Denim Tool Roll



7 PIECES—COMBINATION OPEN-END & 6 PT. FLARE NUT SET NUMBER 742

6

Open-End Flare Nut Wrenches

PART NUMBER	DESCRIPTION	PART NUMBER	DESCRIPTION
1040	3/8"	1048	5/8"
1042	7/16"	1050	11/16"
1044	1/2"	1052	3/4"
1046	9/16"	742-Roll	Denim Tool Roll



9 PIECES—SERVICE WRENCH SET NUMBER 745

Service Wrenches—30° Angle, Satin Finish

PART NUMBER	DESCRIPTION	PART NUMBER	DESCRIPTION
1424	3/4"	1434	1-1/16"
1426	13/16"	1436	1-1/8"
1428	7/8"	1438	1-3/16"
1430	15/16"	1440	1-1/4"
1432	1"	745-Roll	Denim Tool Roll



5 PIECES—SATIN FINISH BOX WRENCH SET NUMBER 747

12

12 Pt. Box Wrenches—Modified Offset

PART NUMBER	DESCRIPTION	PART NUMBER	DESCRIPTION
51012	5/16" x 3/8"	52224	11/16" x 3/4"
51416	7/16" x 1/2"	52628	13/16" x 7/8"
51820	9/16" x 5/8"	746-Roll	Denim Tool Roll



7 PIECES—SATIN FINISH BOX WRENCH SET NUMBER 749

12

12 Pt. Box Wrenches—Modified Offset

PART NUMBER	DESCRIPTION	PART NUMBER	DESCRIPTION
51012	5/16" x 3/8"	52628	13/16" x 7/8"
51416	7/16" x 1/2"	53032	15/16" x 1"
51820	9/16" x 5/8"	53436	1-1/16" x 1-1/8"
52224	11/16" x 3/4"	A714-Pouch	Pouch



WRENCH SETS



5 PIECES—12 PT. REVERSIBLE RATCHETING BOX WRENCH—OFFSET PATTERN SET NUMBER 9429^{††}

12

Reversible Ratcheting Box Wrenches

PART NUMBER	DESCRIPTION	PART NUMBER	DESCRIPTION
9424 ^{††}	1/4" x 5/16"	9427 ^{††}	5/8" x 11/16"
9425 ^{††}	3/8" x 7/16"	9428 ^{††}	3/4" x 7/8"
9426 ^{††}	1/2" x 9/16"	735-Roll	Denim Tool Roll



5 PIECES—12 PT. RATCHETING BOX WRENCH—STRAIGHT PATTERN SET NUMBER 9430^{††}

12

Metric Ratcheting Box Wrenches

PART NUMBER	DESCRIPTION	PART NUMBER	DESCRIPTION
9416 ^{††}	7 x 8 mm	9419 ^{††}	13 x 14 mm
9417 ^{††}	9 x 10 mm	9421 ^{††}	15 x 17 mm
9418 ^{††}	11 x 12 mm	735-Roll	Denim Tool Roll



5 PIECES—12 PT. RATCHETING BOX WRENCH—STRAIGHT PATTERN SET NUMBER 9439^{††}

12

Ratcheting Box Wrenches

PART NUMBER	DESCRIPTION	PART NUMBER	DESCRIPTION
9381 ^{††}	1/4" x 5/16"	9384 ^{††}	5/8" x 11/16"
9382 ^{††}	3/8" x 7/16"	9386 ^{††}	3/4" x 7/8"
9383 ^{††}	1/2" x 9/16"	735-Roll	Denim Tool Roll



7 PIECES—6 & 12 PT. REVERSIBLE RATCHETING BOX WRENCH—OFFSET PATTERN SET NUMBER 9446^{††}

6 12

Metric Reversible Ratcheting Box Wrenches

PART NUMBER	DESCRIPTION	PART NUMBER	DESCRIPTION
9431 ^{††}	7mm x 8mm	9436 ^{††}	15mm x 17mm
9432 ^{††}	9mm x 10mm	9437 ^{††}	16mm x 18mm
9434 ^{††}	11mm x 12mm	9438 ^{††}	19mm x 21mm
9435 ^{††}	13mm x 14mm	742-Roll	Denim Tool Roll



7 PIECES—RATCHETING FLARE NUT WRENCH SET NUMBER 1640[†]

PART NUMBER	DESCRIPTION	PART NUMBER	DESCRIPTION
1642 [†]	3/8"	1650 [†]	5/8"
1644 [†]	7/16"	1652 [†]	11/16"
1646 [†]	1/2"	1654 [†]	3/4"
1648 [†]	9/16"	Vinyl Tool Roll	



4 PIECES—SPANNER WRENCH SET NUMBER 9629

Spanner Wrenches—Black

PART NUMBER	DESCRIPTION
9630	3/4 to 2", 1/8" Hook
9631	1-1/4 to 3", 5/32" Hook
9632	2 to 4-3/4", 3/16" Hook
9633	4-1/2 to 6-1/4", 5/16" Hook

Cardboard Box.

WRENCHES

WRENCHES



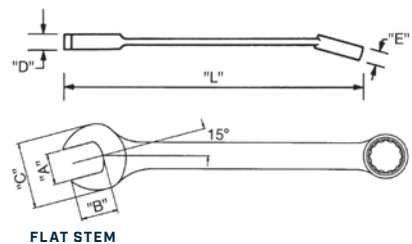
COMBINATION WRENCHES



COMBINATION WRENCHES SATIN FINISH

WRIGHT GRIP^{2.0} 12

12 Pt. Flat Stem



PART NUMBER	A NOM. SIZE	L	C	B	D	E
1108	1/4"	4-59/64"	35/64"	5/16"	11/64"	13/64"
1110	5/16"	5-1/2"	43/64"	3/8"	3/16"	15/64"
1112	3/8"	6"	51/64"	29/64"	7/32"	17/64"
1114	7/16"	6-1/2"	15/16"	17/32"	1/4"	19/64"
1116	1/2"	7-5/32"	1-1/16"	19/32"	17/64"	11/32"
1118	9/16"	7-15/16"	1-11/64"	11/16"	19/64"	23/64"
1120	5/8"	8-35/64"	1-19/64"	3/4"	5/16"	13/32"
1122	11/16"	9-1/8"	1-27/64"	53/64"	11/32"	7/16"
1124	3/4"	10-3/64"	1-35/64"	29/32"	23/64"	15/32"
1126	13/16"	10-53/64"	1-43/64"	63/64"	27/64"	1/2"
1128	7/8"	11-3/4"	1-51/64"	61/64"	7/16"	33/64"
1130	15/16"	12-9/16"	1-29/32"	31/32"	15/32"	17/32"
1132	1"	13-5/16"	2-1/32"	1-13/64"	15/32"	5/8"
1134	1-1/16"	14-1/4"	2-5/32"	1-19/64"	31/64"	21/32"
1136	1-1/8"	15-1/8"	2-17/64"	1-23/64"	35/64"	11/16"
1138	1-3/16"	15-15/16"	2-25/64"	1-7/16"	9/16"	23/32"
1140	1-1/4"	16-13/16"	2-1/2"	1-33/64"	19/32"	3/4"

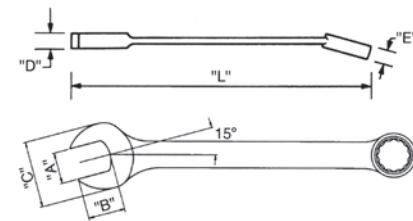
Meets or exceeds ASME B107.100.



METRIC COMBINATION WRENCHES SATIN FINISH

WRIGHT GRIP^{2.0} 12

12 Pt. Flat Stem



PART NUMBER	A NOM. SIZE	L	C	B	D	E
11-06mm	6mm	124.66	14.22	7.65	4.32	4.80
11-07mm	7mm	132.26	15.39	8.51	4.67	5.31
11-08mm	8mm	139.37	17.32	9.65	4.90	5.79
11-09mm	9mm	147.40	19.38	9.88	5.33	6.43
11-10mm	10mm	155.85	21.46	11.13	5.77	7.06
11-11mm	11mm	165.13	23.47	13.46	6.20	7.70
11-12mm	12mm	173.86	25.20	12.98	6.48	8.87
11-13mm	13mm	181.76	26.92	15.75	6.73	8.51
11-14mm	14mm	201.80	29.82	17.02	7.26	8.99
11-15mm	15mm	209.25	31.42	17.02	7.82	9.63
11-16mm	16mm	216.92	33.02	19.05	8.13	10.26
11-17mm	17mm	231.78	36.07	20.57	8.59	11.18
11-18mm	18mm	242.57	37.52	21.84	8.89	11.43
11-19mm	19mm	255.24	39.12	22.86	9.17	11.68
11-20mm	20mm	275.13	42.29	24.13	10.59	12.57
11-21mm	21mm	286.97	43.92	23.42	10.92	12.93
11-22mm	22mm	298.09	45.52	24.08	11.23	13.26
11-23mm	23mm	308.81	46.94	24.38	11.58	13.39
11-24mm	24mm	319.13	48.34	24.64	11.94	13.49
11-25mm	25mm	338.12	51.41	30.23	11.99	15.85
11-26mm	26mm	350.52	52.86	31.50	13.11	16.00
11-27mm	27mm	363.58	54.36	32.77	12.07	16.51
11-28mm	28mm	384.18	57.40	33.78	13.72	17.40
11-29mm	29mm	384.18	57.40	35.05	13.72	17.40
11-30mm	30mm	404.83	60.58	36.32	14.35	18.03
11-32mm	32mm	423.88	63.63	38.61	14.99	18.80

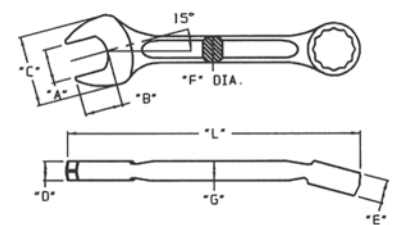
Meets or exceeds ASME B107.100.



COMBINATION WRENCHES SATIN FINISH

WRIGHT GRIP^{2.0} 12

12 Pt. Heavy-duty Flat Stem



PART NUMBER	A NOM. SIZE	L	C	B	D	E	F	G
1142	1-5/16"	19"	2-11/16"	1-15/32"	23/32"	7/8"	1"	3/4"
1144	1-3/8"	20"	2-11/16"	1-17/32"	23/32"	7/8"	1"	3/4"
1146	1-7/16"	21"	3"	1-19/32"	3/4"	15/16"	1-1/16"	7/8"
1148	1-1/2"	22"	3"	1-21/32"	3/4"	15/16"	1-1/16"	7/8"
1150	1-9/16"	23"	3-1/2"	1-15/16"	3/4"	15/16"	1-1/8"	7/8"
1152	1-5/8"	23"	3-1/2"	1-15/16"	3/4"	15/16"	1-1/8"	7/8"
1154	1-11/16"	23"	3-1/2"	1-15/16"	3/4"	15/16"	1-1/8"	7/8"
1156	1-3/4"	25-1/2"	3-3/4"	2-1/16"	13/16"	1"	1-1/4"	1"
1158	1-13/16"	25-1/2"	3-3/4"	2-3/32"	13/16"	1"	1-1/4"	1"
1160	1-7/8"	28"	4-1/16"	2-3/16"	7/8"	1-1/16"	1-1/4"	1"
1164	2"	28"	4-1/16"	2-5/16"	7/8"	1-1/16"	1-1/4"	1"
1166	2-1/16"	28-1/4"	4-1/4"	2-11/16"	59/64"	1-7/32"	1-1/4"	1"
1168	2-1/8"	28-1/2"	4-1/4"	2-25/64"	59/64"	1-7/32"	1-1/4"	1"
1170	2-3/16"	28-3/4"	4-1/4"	2-27/64"	59/64"	1-7/32"	1-1/4"	1"
1172	2-1/4"	29"	4-1/4"	2-29/64"	59/64"	1-7/32"	1-1/4"	1"
1176	2-3/8"	29-1/4"	4-1/2"	2-15/32"	1"	1-9/16"	1-3/8"	1-1/8"
1180	2-1/2"	29-1/2"	4-1/2"	2-1/2"	1"	1-9/16"	1-3/8"	1-1/8"
1182	2-9/16"	29-3/4"	4-1/2"	2-1/2"	1"	1-9/16"	1-3/8"	1-1/8"
1184	2-5/8"	29-3/4"	4-3/4"	2-5/8"	1-1/32"	1-5/8"	1-3/8"	1-1/8"
1188	2-3/4"	29-3/4"	4-3/4"	2-3/4"	1-1/32"	1-5/8"	1-3/8"	1-1/8"

Meets or exceeds ASME B107.100.



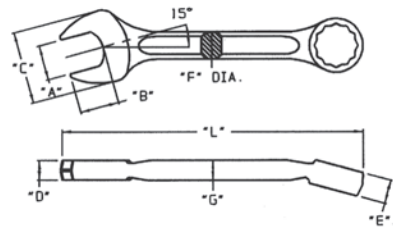
COMBINATION WRENCHES



METRIC COMBINATION WRENCHES SATIN FINISH

WRIGHT GRIP^{2.0} 12

12 Pt. Heavy-duty Flat Stem



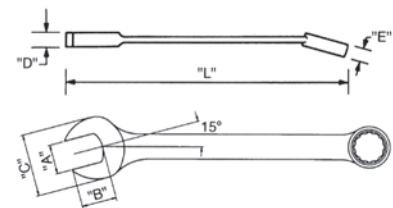
PART NUMBER	A NOM. SIZE	L	C	B	D	E	F	G
11-36mm	36mm	533.40	76.20	31.75	18.92	23.61	27.00	20.64
11-41mm	41mm	584.20	88.90	48.42	19.05	23.61	28.58	20.64
11-46mm	46mm	647.70	95.25	53.58	20.64	25.40	31.75	25.40
11-50mm	50mm	723.90	103.19	58.74	22.23	26.99	31.75	25.40
11-55mm	55mm	730.25	114	59	25	40	32	25
11-60mm	60mm	730.25	114	62	25	40	35	29
11-65mm	65mm	755.65	140	60	29	43	35	29
11-70mm	70mm	755.65	140	65	29	43	35	29
11-75mm*	75mm	863.60	146	76	35	48	38	32
11-80mm*	80mm	939.80	157	83	35	48	44	36

*Black Industrial Finish. Meets or exceeds ASME B107.100.



FULL POLISH COMBINATION WRENCHES—12 PT.

WRIGHT GRIP^{2.0} 12



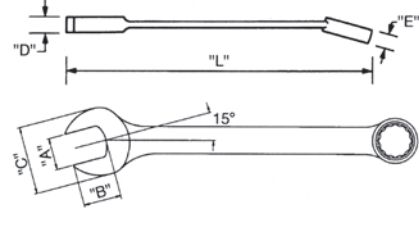
PART NUMBER	A NOM. SIZE	L	C	B	D	E
1208	1/4"	4-59/64"	35/64"	5/16"	11/64"	13/64"
1210	5/16"	5-1/2"	43/64"	3/8"	3/16"	15/64"
1212	3/8"	6"	51/64"	29/64"	7/32"	17/64"
1214	7/16"	6-1/2"	15/16"	17/32"	1/4"	19/64"
1216	1/2"	7-5/32"	1-1/16"	19/32"	17/64"	11/32"
1218	9/16"	7-15/16"	1-11/64"	11/16"	19/64"	23/64"
1220	5/8"	8-35/64"	1-19/64"	3/4"	5/16"	13/32"
1222	11/16"	9-1/8"	1-27/64"	53/64"	11/32"	7/16"
1224	3/4"	10-3/64"	1-35/64"	29/32"	23/64"	15/32"
1226	13/16"	10-53/64"	1-43/64"	63/64"	27/64"	1/2"
1228	7/8"	11-3/4"	1-51/64"	61/64"	7/16"	33/64"
1230	15/16"	12-9/16"	1-29/32"	31/32"	15/32"	17/32"
1232	1"	13-5/16"	2-1/32"	1-13/64"	15/32"	5/8"
1234	1-1/16"	14-1/4"	2-5/32"	1-19/64"	31/64"	21/32"
1236	1-1/8"	15-1/8"	2-17/64"	1-23/64"	35/64"	11/16"
1238	1-3/16"	15-15/16"	2-25/64"	1-7/16"	17/32"	23/32"
1240	1-1/4"	16-13/16"	2-1/2"	1-33/64"	19/32"	3/4"

Meets or exceeds ASME B107.100.



METRIC FULL POLISH COMBINATION WRENCHES—12 PT.

WRIGHT GRIP^{2.0} 12



PART NUMBER	A NOM. SIZE	L	C	B	D	E
12-06mm	6mm	124.66	14.22	7.65	4.32	4.80
12-07mm	7mm	132.26	15.39	8.51	4.67	5.31
12-08mm	8mm	139.37	17.32	9.65	4.90	5.79
12-09mm	9mm	147.40	19.38	9.88	5.33	6.43
12-10mm	10mm	155.85	21.46	11.13	5.77	7.06
12-11mm	11mm	165.13	23.47	13.42	6.20	7.70
12-12mm	12mm	173.86	25.20	12.98	6.48	7.87
12-13mm	13mm	181.76	26.92	15.75	6.73	8.51
12-14mm	14mm	201.80	29.82	17.02	7.26	8.99
12-15mm	15mm	209.25	31.42	17.02	7.82	9.63
12-16mm	16mm	216.92	33.02	19.05	8.13	10.26
12-17mm	17mm	231.78	36.07	20.57	8.59	11.18
12-18mm	18mm	242.57	37.52	21.84	8.89	11.43
12-19mm	19mm	255.24	39.12	21.86	9.17	11.68
12-20mm	20mm	275.13	42.29	24.13	10.59	12.57
12-21mm	21mm	286.97	43.92	23.42	10.92	12.93
12-22mm	22mm	298.09	45.52	24.08	11.23	13.26
12-23mm	23mm	308.81	46.94	24.38	11.58	13.39
12-24mm	24mm	319.13	48.34	24.64	11.94	13.49

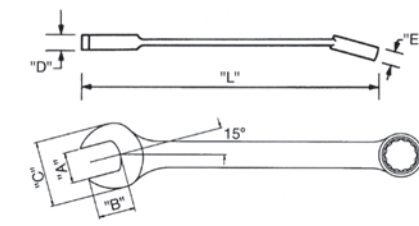
Meets or exceeds ASME B107.100.



COMBINATION WRENCHES—12 PT.

WRIGHT GRIP^{2.0} 12

Black Industrial Finish



PART NUMBER	A NOM. SIZE	L	C	B	D	E
31108	1/4"	4-59/64"	35/64"	5/16"	11/64"	13/64"
31110	5/16"	5-1/2"	43/64"	3/8"	3/16"	15/64"
31112	3/8"	6"	51/64"	29/64"	7/32"	17/64"
31114	7/16"	6-1/2"	15/16"	17/32"	1/4"	19/64"
31116	1/2"	7-5/32"	1-1/16"	19/32"	17/64"	11/32"
31118	9/16"	7-15/16"	1-11/64"	11/16"	19/64"	23/64"
31120	5/8"	8-35/64"	1-19/64"	3/4"	5/16"	13/32"
31122	11/16"	9-1/8"	1-27/64"	53/64"	11/32"	7/16"
31124	3/4"	10-3/64"	1-35/64"	29/32"	23/64"	15/32"
31126	13/16"	10-53/64"	1-43/64"	63/64"	27/64"	1/2"
31128	7/8"	11-3/4"	1-51/64"	61/64"	7/16"	33/64"
31130	15/16"	12-9/16"	1-29/32"	31/32"	15/32"	17/32"
31132	1"	13-5/16"	2-1/32"	1-13/64"	15/32"	5/8"
31134	1-1/16"	14-1/4"	2-5/32"	1-19/64"	31/64"	21/32"
31136	1-1/8"	15-1/8"	2-17/64"	1-23/64"	35/64"	11/16"
31138	1-3/16"	15-15/16"	2-25/64"	1-7/16"	17/32"	23/32"
31140	1-1/4"	16-13/16"	2-1/2"	1-33/64"	19/32"	3/4"

Meets or exceeds ASME B107.100.



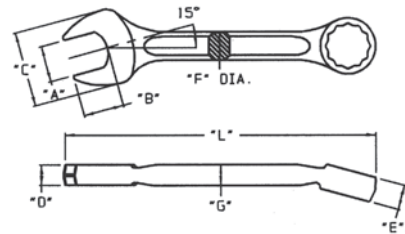
COMBINATION WRENCHES



COMBINATION WRENCHES—12 PT. HEAVY-DUTY FLAT STEM

WRIGHT GRIP^{2.0} 12

Black Industrial Finish



PART NUMBER	A NOM. SIZE	L	C	B	D	E	F	G
31142	1-5/16"	19"	2-11/16"	1-15/32"	23/32"	7/8"	1"	
31144	1-3/8"	20"	2-11/16"	1-17/32"	23/32"	7/8"	1"	
31146	1-7/16"	21"	3"	1-19/32"	3/4"	15/16"	1-1/16"	
31148	1-1/2"	22"	3"	1-21/32"	3/4"	15/16"	1-1/16"	
31152	1-5/8"	23"	3-1/2"	1-15/16"	3/4"	15/16"	1-1/8"	
31154	1-11/16"	23"	3-1/2"	1-15/16"	3/4"	15/16"	1-1/8"	
31156	1-3/4"	25-1/2"	3-3/4"	2-1/16"	13/16"	1"	1-1/4"	
31158	1-13/16"	25-1/2"	3-3/4"	2-3/32"	13/16"	1"	1-1/4"	
31160	1-7/8"	28"	4-1/16"	2-3/16"	7/8"	1-1/16"	1-1/4"	
31164	2"	28"	4-1/16"	2-5/16"	7/8"	1-1/16"	1-1/4"	
31166	2-1/16"	28-1/4"	4-1/4"	2-11/16"	59/64"	1-7/32"	1-1/4"	
31168	2-1/8"	28-1/2"	4-1/4"	2-25/64"	59/64"	1-7/32"	1-1/4"	
31170	2-3/16"	28-3/4"	4-1/4"	2-27/64"	59/64"	1-7/32"	1-1/4"	
31172	2-1/4"	29"	4-1/4"	2-29/64"	59/64"	1-7/32"	1-1/4"	
31176	2-3/8"	29-1/4"	4-1/2"	2-15/32"	1"	1-9/16"	1-3/8"	
31180	2-1/2"	29-1/2"	4-1/2"	2-1/2"	1"	1-9/16"	1-3/8"	
1190	2-13/16"	34"	5-3/4"	3"	1-3/8"	1-7/8"	1-1/2"	1-1/4"
1192	2-7/8"	34"	5-3/4"	3"	1-3/8"	1-7/8"	1-1/2"	1-1/4"
1194	2-15/16"	34"	5-3/4"	3"	1-3/8"	1-7/8"	1-1/2"	1-1/4"
1196	3"	34"	5-3/4"	3"	1-3/8"	1-7/8"	1-1/2"	1-1/4"
1198	3-1/16"	34"	5-3/4"	3"	1-3/8"	1-7/8"	1-1/2"	1-1/4"
11X00	3-1/8"	37"	6-3/16"	3-1/4"	1-3/8"	1-7/8"	1-3/4"	1-7/16"
11X04	3-1/4"	37"	6-3/16"	3-1/4"	1-3/8"	1-7/8"	1-3/4"	1-7/16"
11X08	3-3/8"	37"	6-3/16"	3-1/2"	1-3/8"	1-7/8"	1-3/4"	1-7/16"
11X12	3-1/2"	37"	6-3/16"	3-1/2"	1-3/8"	1-7/8"	1-3/4"	1-7/16"
11X16	3-5/8"	40"	7"	3-7/8"	1-5/8"	2"	1-7/8"	1-1/2"
11X20	3-3/4"	40"	7"	3-7/8"	1-5/8"	2"	1-7/8"	1-1/2"
11X24	3-7/8"	40"	7"	3-15/16"	1-5/8"	2"	1-7/8"	1-1/2"
11X28	4"	40"	7"	4"	1-5/8"	2"	1-7/8"	1-1/2"

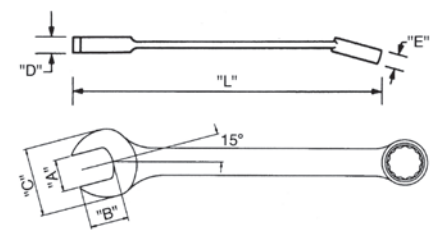
Meets or exceeds ASME B107.100.



METRIC COMBINATION WRENCHES 12 PT.

WRIGHT GRIP^{2.0} 12

Black Industrial Finish




PART NUMBER	A NOM. SIZE	L	C	B	D	E
41106	6mm	124.66	14.22	7.65	4.32	4.80
41107	7mm	132.26	15.39	8.51	4.67	5.31
41108	8mm	139.37	17.32	9.65	4.90	5.79
41109	9mm	147.40	19.38	9.88	5.33	6.43
41110	10mm	155.85	21.46	11.13	5.77	7.06
41111	11mm	165.13	23.47	13.42	6.20	7.70
41112	12mm	173.86	25.20	12.98	6.48	7.87
41113	13mm	181.76	26.92	15.75	6.73	8.51
41114	14mm	201.80	29.82	17.02	7.26	8.99
41115	15mm	209.25	31.42	17.02	7.82	9.63
41116	16mm	216.92	33.02	19.05	8.13	10.26
41117	17mm	231.78	36.07	20.57	8.59	11.18
41118	18mm	242.57	37.52	21.84	8.89	11.43
41119	19mm	255.24	39.12	21.86	9.17	11.68
41120	20mm	275.13	42.29	24.13	10.59	12.57
41121	21mm	286.97	43.92	23.42	10.92	12.93
41122	22mm	298.09	45.52	24.08	11.23	13.26
41123	23mm	308.81	46.94	24.38	11.58	13.39
41124	24mm	319.13	48.34	24.64	11.94	13.49

Meets or exceeds ASME B107.100.



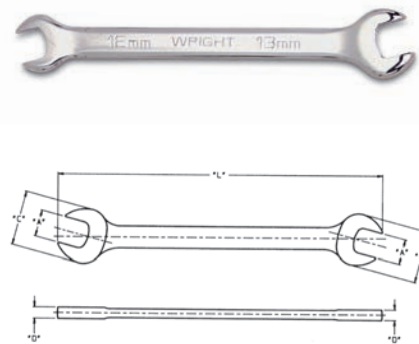
OPEN-END WRENCHES



OPEN-END WRENCHES—FULL POLISH

PART NUMBER	A-NOM. SIZE	C-WIDTH SMALL END	D-HEAD THICKNESS SMALL END	C-WIDTH LARGE END	D-HEAD THICKNESS LARGE END	L OVERALL LENGTH
1308	3/16 x 1/4"	13/32"	1/8"	9/16"	11/64"	3-7/8"
1310	1/4 x 5/16"	9/16"	11/64"	11/16"	11/64"	4-1/2"
1312	5/16 x 3/8"	11/16"	3/16"	13/16"	13/64"	5-1/8"
1314	3/8 x 7/16"	13/16"	13/64"	15/16"	7/32"	5-3/4"
1316	7/16 x 1/2"	15/16"	7/32"	1-1/16"	15/64"	6-3/8"
1318	1/2 x 9/16"	1-1/16"	17/64"	1-11/64"	9/32"	7"
1320	9/16 x 5/8"	1-3/16"	9/32"	1-19/64"	19/64"	7-5/8"
1322	5/8 x 11/16"	1-19/64"	5/16"	1-13/32"	11/32"	8-1/4"
1324	5/8 x 3/4"	1-19/64"	5/16"	1-17/32"	11/32"	8-5/8"
1325	11/16 x 3/4"	1-13/32"	11/32"	1-17/32"	11/32"	9-1/8"
1326	3/4 x 13/16"	1-17/32"	11/32"	1-21/32"	11/32"	9-3/4"
1328	3/4 x 7/8"	1-17/32"	11/32"	1-51/64"	23/64"	10-1/4"
1329	13/16 x 7/8"	1-21/32"	3/8"	1-25/32"	3/8"	10-3/4"
1330	7/8 x 15/16"	1-51/64"	3/8"	1-29/32"	25/64"	11-1/4"
1331	7/8 x 1-1/16"	1-51/64"	25/64"	2-9/64"	15/32"	11-13/16"
1332	15/16 x 1"	1-29/32"	13/32"	2-1/32"	7/16"	12-5/16"
1336	1-1/16 x 1-1/8"	2-9/64"	31/64"	2-1/4"	31/64"	13-15/16"
1340	1-1/8 x 1-1/4"	2-1/4"	31/64"	2-1/2"	1/2"	15-1/2"
1341	1-1/16 x 1-1/4"	2-9/64"	31/64"	2-1/2"	1/2"	16-1/8"
1342*	1-1/4 x 1-5/16"	2-1/2"	9/16"	2-21/32"	9/16"	16-37/64"
1346*	1-3/8 x 1-7/16"	2-27/32"	9/16"	3"	37/64"	17-1/8"
1352*	1-1/2 x 1-5/8"	3-3/32"	41/64"	3-13/32"	21/32"	18"

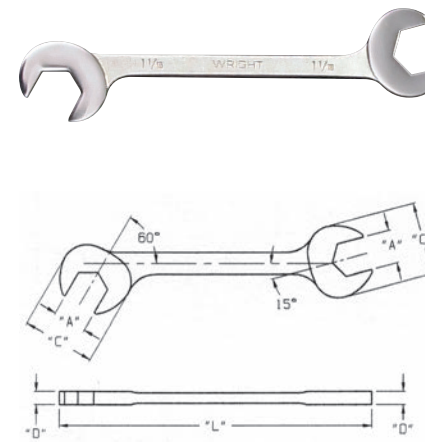
*Satin Finish. Meets or exceeds ASME B107.100.



METRIC OPEN-END WRENCHES—FULL POLISH

PART NUMBER	A-NOM. SIZE	C-WIDTH SMALL END	D-HEAD THICKNESS SMALL END	C-WIDTH LARGE END	D-HEAD THICKNESS LARGE END	L OVERALL LENGTH
13-0607mm	6mm x 7mm	14.29	4.36	17.46	4.36	114.30
13-0708mm	7mm x 8mm	14.29	4.36	17.46	4.36	114.30
13-0809mm	8mm x 9mm	17.46	4.76	20.64	5.16	130.18
13-1011mm	10mm x 11mm	20.64	5.16	23.81	5.55	146.05
13-1213mm	12mm x 13mm	23.81	5.55	26.99	5.95	161.93
13-1415mm	14mm x 15mm	29.76	7.11	31.42	7.54	186.53
13-1617mm	16mm x 17mm	33.32	7.92	35.72	8.73	209.55
13-1819mm	18mm x 19mm	35.72	8.73	39.12	8.73	231.78
13-2022mm	20mm x 22mm	42.07	9.53	45.24	9.53	273.05
13-2123mm	21mm x 23mm	42.86	9.53	46.83	10.32	293.69
13-2426mm	24mm x 26mm	48.42	10.32	51.59	11.11	312.74

Meets or exceeds ASME B107.100.



DOUBLE ANGLE OPEN-END WRENCHES—15° & 60° ANGLE

15° & 60° Angle Open-End Wrenches

PART NUMBER	A NOM. SIZE	C WIDTH	D HEAD THICKNESS	L OVERALL LENGTH
1361	11/32" x 11/32"	3/4"	3/16"	4-3/4"
1362	3/8" x 3/8"	3/4"	3/16"	4-3/4"
1364	7/16" x 7/16"	7/8"	15/64"	5"
1366	1/2" x 1/2"	31/32"	15/64"	5-1/4"
1368	9/16" x 9/16"	1-1/16"	1/4"	5-3/4"
1370	5/8" x 5/8"	1-1/8"	17/64"	6-1/4"
1372	11/16" x 11/16"	1-3/16"	9/32"	6-3/4"
1374	3/4" x 3/4"	1-7/16"	9/32"	7-1/4"
1376	13/16" x 13/16"	1-1/2"	9/32"	7-5/8"
1378	7/8" x 7/8"	1-5/8"	9/32"	8"
1380	15/16" x 15/16"	1-3/4"	9/32"	8-3/4"
1382	1" x 1"	1-7/8"	19/64"	9-1/2"
1383	1-1/16" x 1-1/16"	2"	19/64"	10"
1384	1-1/8" x 1-1/8"	2-1/8"	5/16"	11"
1385	13/16" x 13/16"	2-1/8"	5/16"	11"
1386	1-1/4" x 1 1/4"	2-3/8"	21/64"	11-3/4"
1388	1-3/8" x 1-3/8"	2-5/8"	13/32"	12-1/2"
1389	1-7/16" x 1-7/16"	2-5/8"	13/32"	12-1/2"
1390	1-1/2" x 1-1/2"	2-5/8"	13/32"	12-1/2"
1392	1-5/8" x 1-5/8"	3-3/16"	19/64"	15-7/8"
1393	1-11/16" x 1-11/16"	3-5/16"	31/64"	16-9/16"
1394	1-3/4" x 1-3/4"	3-7/16"	1/2"	17-1/4"
1395	1-13/16" x 1-13/16"	3-9/16"	33/64"	18"
1396	1-7/8" x 1-7/8"	3-11/16"	35/64"	18-5/8"
1398	2" x 2"	3-15/16"	9/16"	19-1/4"

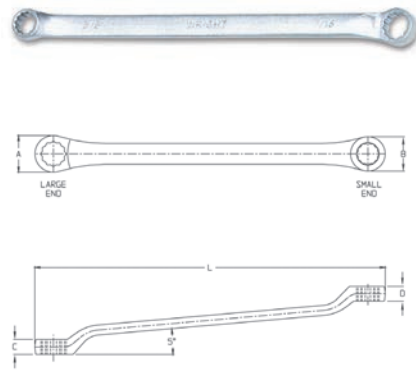
Meets or exceeds ASME B107.100.



BOX END WRENCHES

BOX END WRENCHES—12 PT. STANDARD DOUBLE OFFSET

12

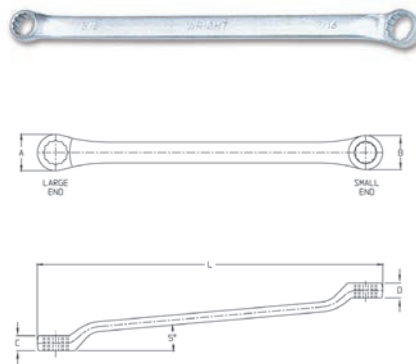


PART NUMBER	NOM. SIZE	A	C	B	D
51012	5/16 x 3/8"	41/64"	15/64"	9/16"	7/32"
51214	3/8 x 7/16"	23/32"	21/64"	41/64"	5/16"
51416	7/16 x 1/2"	13/16"	11/32"	23/32"	21/64"
51618	1/2 x 9/16"	57/64"	23/64"	13/16"	11/32"
51820	9/16 x 5/8"	63/64"	7/16"	57/64"	23/64"
52022	5/8 x 11/16"	1-3/32"	15/32"	63/64"	27/64"
52024	5/8 x 3/4"	1-5/32"	31/64"	63/64"	27/64"
52224	11/16 x 3/4"	1-5/32"	31/64"	1-3/32"	15/32"
52426	3/4 x 13/16"	1-21/64"	33/64"	1-5/32"	31/64"
52428	3/4 x 7/8"	1-23/64"	17/32"	1-5/32"	31/64"
52628	13/16 x 7/8"	1-23/64"	17/32"	1-21/64"	33/64"
52830	7/8 x 15/16"	1-29/64"	9/16"	1-23/64"	17/32"
52834	7/8 x 1-1/16"	1-43/64"	41/64"	1-23/64"	17/32"
53032	15/16 x 1"	1-33/64"	39/64"	1-29/64"	9/16"
53034	15/16 x 1-1/16"	1-43/64"	41/64"	1-29/64"	9/16"
53436	1-1/16 x 1-1/8"	1-45/64"	43/64"	1-43/64"	41/64"
53440	1-1/16 x 1-1/4"	1-57/64"	23/32"	1-43/64"	41/64"
54042	1-1/4 x 1-5/16"	2-3/64"	53/64"	1-57/64"	23/32"
54044	1-1/4 x 1-3/8"	2-3/32"	57/64"	1-57/64"	23/32"
54046	1-1/4 x 1-7/16"	2-13/64"	59/64"	1-57/64"	23/32"
54648	1-7/16 x 1-1/2"	2-3/8"	61/64"	2-13/64"	59/64"
54652	1-7/16 x 1-5/8"	2-5/8"	63/64"	2-13/64"	59/64"

Meets or exceeds ASME B107.100.

METRIC BOX END WRENCHES—12 PT. STANDARD DOUBLE OFFSET

12



PART NUMBER	NOM. SIZE	A	C	B	D
50810mm	8mm x 10mm	16.38	6.10	14.10	5.59
51011mm	10mm x 11mm	18.03	8.51	16.51	7.87
51113mm	11mm x 13mm	20.57	8.89	18.03	8.51
51213mm	12mm x 13mm	22.61	9.14	20.45	8.89
51214mm	12mm x 14mm	23.88	9.14	20.83	8.89
51315mm	13mm x 15mm	25.40	9.65	22.48	9.14
51415mm	14mm x 15mm	25.40	9.65	23.88	9.14
51618mm	16mm x 18mm	28.70	11.94	26.42	10.92
51719mm	17mm x 19mm	30.73	12.45	28.70	12.19
51922mm	19mm x 22mm	34.42	13.72	29.34	12.45
52224mm	22mm x 24mm	36.83	14.22	34.42	13.72

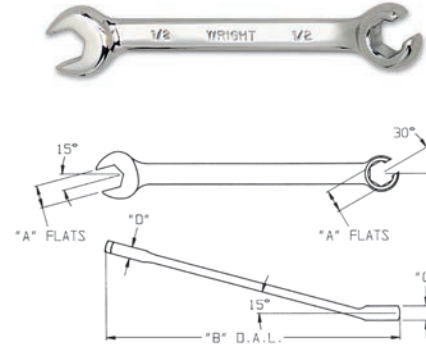
Meets or exceeds ASME B107.100.

FLARE NUT WRENCHES



FULL POLISH COMBINATION OPEN-END FLARE NUT WRENCHES—6 PT.

6

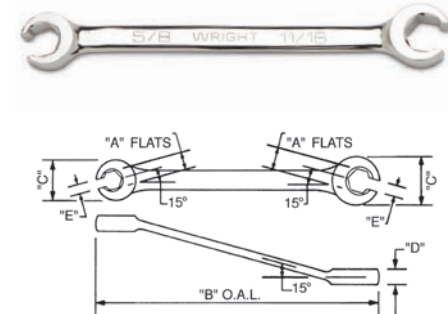


PART NUMBER	A NOM. SIZE	B	C	D
1040	3/8"	5-7/32"		13/32"
1042	7/16"	5-19/32"		7/16"
1044	1/2"	5-29/32"		15/32"
1046	9/16"	6-9/32"		15/32"
1048	5/8"	6-21/32"		1/2"
1050	11/16"	7-13/32"		35/64"
1052	3/4"	7-13/32"		35/64"

Meets or exceeds ASME B107.100

FULL POLISH FLARE NUT WRENCHES—6 PT.

6

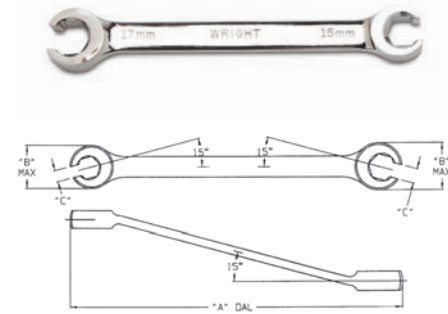


PART NUMBER	A NOM. SIZE	B	C	D	E
1614	3/8"	6-1/4"	51/64"	5/16"	7/32"
	7/16"		7/8"	11/32"	9/32"
1618	1/2"	7-1/2"	31/32"	3/8"	11/32"
	9/16"		1-1/16"	7/16"	13/32"
1622	5/8"	8-1/2"	1-7/64"	7/16"	15/32"
	11/16"		1-15/64"	1/2"	17/32"
1628	3/4"	9"	1-5/16"	17/32"	9/16"
	7/8"		1-7/16"	9/16"	5/8"

Meets or exceeds ASME B107.100.

FULL POLISH METRIC FLARE NUT WRENCHES—6 PT.

6



PART NUMBER	NOM. SIZE	A	B	C	HEAD THICKNESS
16-11mm	9mm	150.81	18.67	7.44	6.31
	11mm		21.44	8.10	7.47
16-12mm	10mm	163.51	20.14	7.70	7.57
	12mm		22.23	8.33	8.36
16-14mm	13mm	168.26	23.62	9.02	10.13
	14mm		25.40	9.70	10.87
16-17mm	15mm	187.33	28.65	10.62	13.28
	17mm		29.92	11.43	14.86
16-21mm	19mm	200.03	31.75	12.17	14.81
	21mm		35.36	12.65	18.11

Meets or exceeds ASME B107.100.

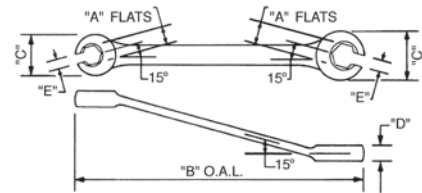


FLARE NUT & RATCHETING FLARE NUT WRENCHES



FLARE NUT WRENCHES—6 PT. 6

Black Industrial Finish



PART NUMBER	NOM. SIZE	B	C	D	E
31614	3/8" 7/16"	6-1/4"	51/64" 7/8"	5/16" 11/32"	7/32" 9/32"
31618	1/2" 9/16"	7-1/2"	31/32" 1-1/16"	3/8" 7/16"	11/32" 13/32"
31622	5/8" 11/16"	8-1/2"	1-7/64" 1-15/64"	7/16" 1/2"	15/32" 17/32"

Meets or exceeds ASME B107.100.



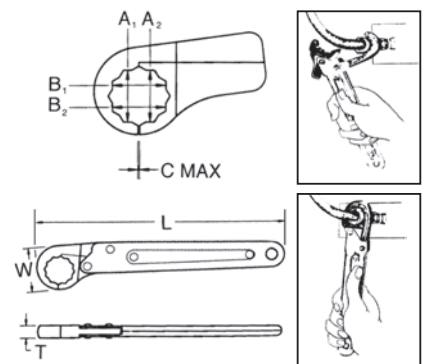
RATCHETING FLARE NUT WRENCHES—12 PT. 12

PART NUMBER	NOM. SIZE	L	W	T	A	B	C
1642†	3/8"	5.41"	1"	0.28"	.377-.392"	SAME	0.025"
1644†	7/16"	5.41"	1"	0.28"	.443-.454"	.439-.454"	0.025"
1646†	1/2"	5.41"	1"	0.28"	.506-.517"	.502-.517"	0.025"
1648†	9/16"	7.25"	1.32"	0.38"	.570-.579"	.564-.579"	0.035"
1650†	5/8"	7.25"	1.32"	0.38"	.633-.642"	.627-.542"	0.035"
1652†	11/16"	7.25"	1.32"	0.38"	.696-.706"	.689-.706"	0.035"
1654†	3/4"	7.25"	1.32"	0.38"	.759-.769"	.752-.769"	0.035"
1656†	13/16"	9.35"	1.67"	0.44"	.814-.832"	SAME	0.040"
1658†	7/8"	9.35"	1.67"	0.44"	.886-.895"	.877-.895"	0.040"
1660†	15/16"	9.35"	1.67"	0.51"	.938-.958"	SAME	0.040"
1662†	1"	9.35"	1.67"	0.51"	1.012-1.022"	1.002-1.02"	0.040"

High carbon steel jaws with black conversion coat finish. Heavy gauge, heat treated handles. Stainless steel rivets for maximum strength. Stainless steel jaw springs.

FUNCTION

Simply snap open the large jaw (smaller jaw cocks inward automatically) and the wrench is ready for operation. Engage fitting or fastener in the manner shown in the illustrations, and apply necessary torque. Move wrench in the opposite direction and the wrench ratchets with each 30° turn.



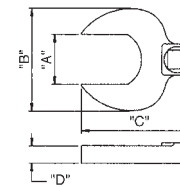
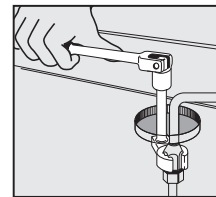
CROWFOOT WRENCHES



METRIC 3/8" OPEN-END CROWFOOT WRENCHES

PART NUMBER	NOM. SIZE	B	C	D
10-10mm	10mm	19.84	30.16	5.16
10-11mm	11mm	22.23	32.15	5.16
10-12mm	12mm	24.60	34.93	6.35
10-13mm	13mm	24.60	34.93	6.35
10-14mm	14mm	29.37	34.13	6.35
10-15mm	15mm	29.37	38.89	7.14
10-16mm	16mm	31.75	41.28	8.33
10-17mm	17mm	35.32	42.86	8.33
10-19mm	19mm	39.69	45.24	8.73

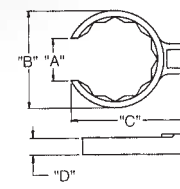
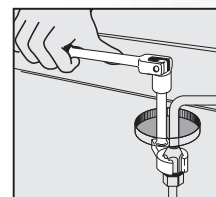
Meets or exceeds ASME B107.100.



3/8" DRIVE CROWFOOT WRENCH—FLARE NUT 12 PT. 12

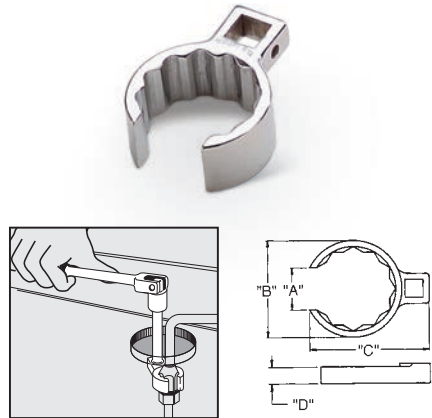
PART NUMBER	NOM. SIZE	A SLOT WIDTH	B HEAD DIAMETER	C LENGTH	D HEAD THICKNESS
1060	5/8"	15/32"	15/16"	47/64"	11/16"
1062	11/16"	17/32"	1-1/32"	25/32"	11/16"
1064	3/4"	9/16"	1-1/8"	53/64"	23/32"
1066	13/16"	5/8"	1-13/64"	7/8"	23/32"
1068	7/8"	11/16"	1-19/64"	15/16"	3/4"
1070	15/16"	25/32"	1-3/8"	15/16"	3/4"
1072	1"	3/4"	1-29/64"	1-1/64"	25/32"
1074	1-1/16"	25/32"	1-17/32"	1-3/64"	25/32"

Meets or exceeds ASME B107.100.



CROWFOOT & SERVICE WRENCHES

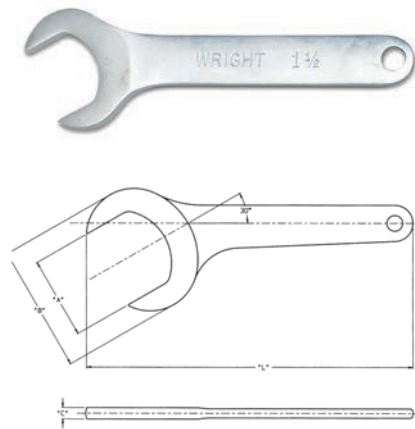
1/2" DRIVE CROWFOOT WRENCH—FLARE NUT 12 PT. 12



PART NUMBER	NOM. SIZE	A SLOT WIDTH	B HEAD DIAMETER	C LENGTH	D HEAD THICKNESS
1080	1-1/8"	27/32"	1-5/8"	1-5/32"	7/8"
1081	1-3/16"	29/32"	1-11/16"	1-3/16"	7/8"
1082	1-1/4"	15/16"	1-25/32"	1-15/64"	7/8"
1083	1-5/16"	31/32"	1-27/32"	1-17/64"	7/8"
1084	1-3/8"	1-1/16"	1-15/16"	1-5/16"	15/16"
1085	1-7/16"	1-1/16"	2"	1-11/32"	15/16"
1086	1-1/2"	1-1/8"	2-1/16"	1-3/8"	15/16"
1087	1-9/16"	1-5/32"	2-5/32"	1-27/64"	15/16"
1088	1-5/8"	1-7/32"	2-7/32"	1-29/64"	15/16"
1089	1-11/16"	1-5/16"	2-5/16"	1-33/64"	1"
1090	1-3/4"	1-5/16"	2-3/8"	1-35/64"	1"
1091	1-13/16"	1-11/32"	2-15/32"	1-19/32"	1"
1092	1-7/8"	1-3/8"	2-9/16"	1-41/64"	1-1/16"
1093	1-15/16"	1-7/16"	2-5/8"	1-43/64"	1-1/16"
1094	2"	1-9/16"	2-23/32"	1-23/32"	1-1/16"

Meets or exceeds ASME B107.100.

SERVICE WRENCHES—30° ANGLE



PART NUMBER	A NOM. SIZE	B	C	L
1424	3/4"	1-5/8"	7/32"	6-1/2"
1426	13/16"	1-5/8"	7/32"	6-1/2"
1428	7/8"	1-5/8"	7/32"	6-1/2"
1430	15/16"	1-7/8"	7/32"	6-7/8"
1432	1"	1-7/8"	7/32"	6-7/8"
1434	1-1/16"	1-7/8"	7/32"	6-7/8"
1436	1-1/8"	2-1/16"	7/32"	7-1/4"
1438	1-3/16"	2-1/16"	7/32"	7-1/4"
1440	1-1/4"	2-1/16"	7/32"	7-1/4"
1442	1-5/16"	2-1/2"	1/4"	7-11/16"
1444	1-3/8"	2-1/2"	1/4"	7-11/16"
1446	1-7/16"	2-1/2"	1/4"	7-11/16"
1448	1-1/2"	2-1/2"	1/4"	7-11/16"
1450	1-9/16"	2-5/8"	1/4"	8-1/16"
1452	1-5/8"	2-5/8"	1/4"	8-1/16"
1456	1-3/4"	3-1/8"	9/32"	8-9/16"
1458	1-13/16"	3-1/8"	9/32"	8-9/16"
1460	1-7/8"	3-1/8"	9/32"	8-9/16"
1462	1-15/16"	3-1/8"	9/32"	8-9/16"
1464	2"	3-1/2"	9/32"	9"
1468	2-1/8"	3-1/2"	9/32"	9"
1472	2-1/4"	3-1/2"	9/32"	9"

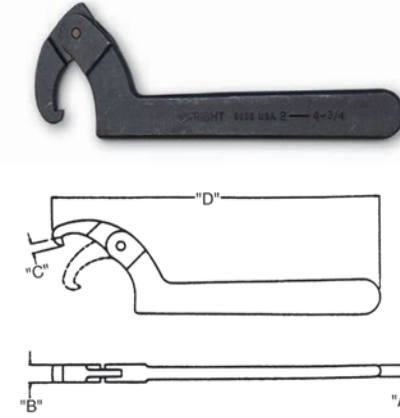
Meets or exceeds ASME B107.100.

ADJUSTABLE SPANNER WRENCHES



ADJUSTABLE HOOK SPANNER WRENCHES


Black Industrial Finish



PART NUMBER	NOM. SIZE	A HANDLE THICKNESS	B HOOK THICKNESS	C HOOK DEPTH	D LENGTH
9630	3/4 to 2"	1/4"	11/32"	1/8"	6-3/8"
9631	1-1/4 to 3"	9/32"	13/32"	5/32"	8-1/8"
9632	2 to 4-3/4"	5/16"	15/32"	3/16"	11-3/8"
9633	4-1/2 to 6-1/4"	5/16"	15/32"	1/4"	12-1/8"
9634	6-1/8 to 8-3/4"	5/16"	15/32"	5/16"	13-3/4"

ADJUSTABLE FACE SPANNER WRENCHES

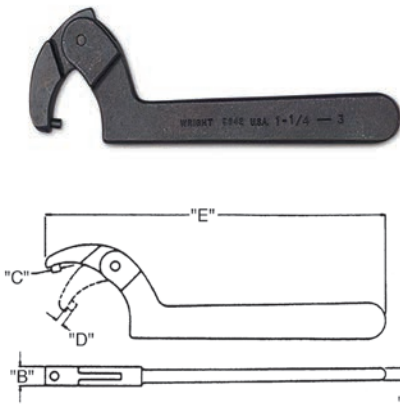
Black Industrial Finish



PART NUMBER	EXTREME CAPACITY	A PIN LENGTH	B PIN DIAMETER	C OVERALL LENGTH
9636	2"	1/4"	3/16"	6-3/8"
9637	3"	1/4"	1/4"	8-1/4"
9638	4"	1/2"	5/16"	10-3/8"

ADJUSTABLE PIN SPANNER WRENCHES


Black Industrial Finish



PART NUMBER	CAPACITY RANGE	A HANDLE THICKNESS	B HOOK THICKNESS	C PIN DIAMETER	D PIN LENGTH	E LENGTH
9640	3/4 to 2"	1/4"	11/32"	1/8"	1/8"	6-3/8"
9641	3/4 to 2"	1/4"	11/32"	3/16"	5/32"	6-3/8"
9642	1-1/4 to 3"	9/32"	13/32"	3/16"	3/16"	8-1/8"
9643	1-1/4 to 3"	9/32"	13/32"	1/4"	7/32"	8-1/8"
9644	2 to 4-3/4"	5/16"	15/32"	1/4"	1/4"	11-3/8"
9645	4-1/2 to 6-1/4"	5/16"	15/32"	3/8"	1/4"	12-1/8"



ADJUSTABLE WRENCHES

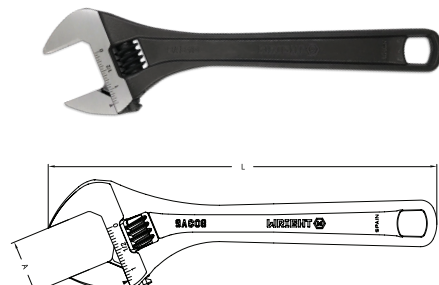


ADJUSTABLE WRENCHES

Chrome Finish

PART NUMBER	L-LENGTH	A-MAX. CAPACITY
9AC04†	4"	1/2"
9AC06†	6"	15/16"
9AC08†	8"	1-3/16"
9AC10†	10"	1-3/8"
9AC12†	12"	1-1/2"
9AC15†	15"	1-11/16"
9AC18†	18"	2-1/8"
9AC24†	24"	2-7/16"

Meets or exceeds ASME B107.100.
Made in Spain.




ADJUSTABLE WRENCHES

Black Industrial Finish

PART NUMBER	L-LENGTH	A-MAX. CAPACITY
9AB04	4"	1/2"
9AB06	6"	15/16"
9AB08	8"	1-3/16"
9AB10	10"	1-3/8"
9AB12	12"	1-1/2"
9AB15	15"	1-11/16"
9AB18	18"	2-1/8"
9AB24	24"	2-7/16"

Meets or exceeds ASME B107.100.
Made in Spain.



WRIGHT ULTIMATE GRIP ADJUSTABLE WRENCHES

PART NUMBER	L-LENGTH	A-MAX. CAPACITY
9AG04†*	4"	1/2"
9AG06†	6"	15/16"
9AG08†	8"	1-3/16"
9AG10†	10"	1-3/8"
9AG12†	12"	1-1/2"

Meets or exceeds ASME B107.100.
Made in Spain.

*Plastic dipped handle, not featured Wright Ultimate Grip handle



GIANT ADJUSTABLE WRENCH—36"

PART NUMBER	L-CAPACITY	HEAD THICKNESS	WEIGHT
9AC36	2-3/4"—4-3/4" (in 1/8" increments)	1-1/8"	31 lbs.

Meets or exceeds ASME B107.100.



PIPE WRENCHES



PIPE WRENCHES—HEAVY-DUTY DESIGN



PART NUMBER	LENGTH	MAX. PIPE DIAMETER
9R31000	6"	3/4"
9R31005	8"	1"
9R31010	10"	1-1/2"
9R31015	12"	2"
9R31020	14"	2"
9R31025	18"	2-1/2"
9R31030	24"	3"
9R31035	36"	5"
9R31040	48"	6"



PIPE WRENCHES—HEAVY-DUTY DESIGN—ALUMINUM

PART NUMBER	LENGTH	MAX. PIPE DIAMETER
9R31090	10"	1-1/2"
9R31095	14"	2"
9R31100	18"	2-1/2"
9R31105	24"	3"
9R31110	36"	5"
9R31115	48"	6"



FLANGE JACK & CONSTRUCTION— STRUCTURAL WRENCHES



FLANGE JACKS

Easy-effect flange spreaders. Flanges are separated smoothly and evenly with no damage to flange faces. Sold in pairs.

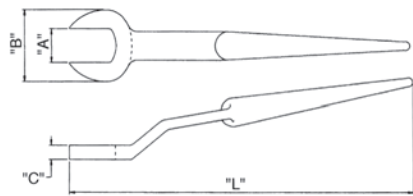
Diameter Capacity—Standard Raised Face Flanges

PART NUMBER	125 LBS. CAST IRON	150 LBS. STEEL	250 LBS. CAST IRON	300 LBS. STEEL
9461	16 to 48"	18 to 24"	12 to 30"	12 to 24"



CONSTRUCTION—STRUCTURAL SPUD WRENCHES, OFFSET HEAD

Black Industrial Finish



PART NUMBER	A NOM. SIZE	B	C	L	NUT TYPE	BOLT SIZE
1726	13/16"	2"	17/32"	14-1/2"	U.S. Regular	1/2"
1728	7/8"	2"	17/32"	14-1/2"	U.S. Heavy	1/2"
1730	15/16"	2"	17/32"	14-1/2"	Utility	5/8"
1732	1"	2"	17/32"	14-1/2"	U.S. Regular	5/8"
1734	1-1/16"	2-1/4"	5/8"	17"	U.S. Heavy	5/8"
1736	1-1/8"	2-1/4"	5/8"	17"	U.S. Regular	3/4"
1740	1-1/4"	2-13/16"	11/16"	17-1/2"	U.S. Heavy	3/4"
1742	1-5/16"	2-13/16"	11/16"	19"	U.S. Regular	7/8"
1746	1-7/16"	3-1/8"	3/4"	20"	U.S. Heavy	7/8"
1748	1-1/2"	3-1/8"	3/4"	20"	U.S. Regular	1"
1752	1-5/8"	3-19/32"	13/16"	23"	U.S. Heavy	1"
1753	1-13/16"	4"	29/32"	23-1/4"	U.S. Heavy	1-1/8"
1754	1-7/8"	4"	29/32"	23-1/4"	U.S. Regular	1-1/4"
1755	2"	4"	29/32"	23-1/4"	U.S. Heavy	1-1/4"

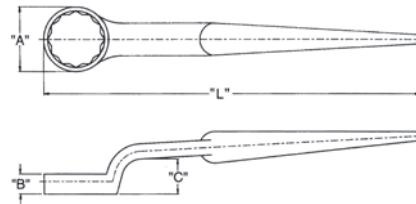
CONSTRUCTION—STRUCTURAL WRENCHES



CONSTRUCTION—STRUCTURAL 12 PT. SPUD HANDLE BOX WRENCHES

12

Black Industrial Finish



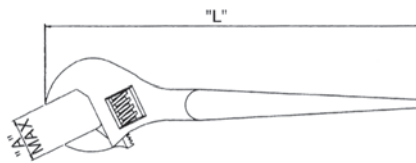
PART NUMBER	NOM. SIZE	A	B	C	L
1756	13/16"	1-15/32"	11/16"	1-25/32"	12"
1758	7/8"	1-15/32"	11/16"	1-25/32"	12"
1760	15/16"	1-5/8"	13/16"	1-61/64"	12"
1762	1"	1-5/8"	13/16"	1-61/64"	12"
1764	1-1/16"	1-53/64"	7/8"	2-9/64"	15"
1766	1-1/8"	1-53/64"	7/8"	2-9/64"	15"
1770	1-1/4"	2-5/64"	15/16"	2-21/64"	17"
1772	1-5/16"	2-5/64"	15/16"	2-21/64"	17"
1776	1-7/16"	2-3/8"	1-1/8"	2-3/4"	21"
1778	1-1/2"	2-3/8"	1-1/8"	2-3/4"	21"
1782	1-5/8"	2-5/8"	1-3/16"	2-7/8"	22"
1784	1-11/16"	2-5/8"	1-3/16"	2-7/8"	22"
1788	1-13/16"	2-29/32"	1-1/4"	3"	23"
1790	1-7/8"	2-29/32"	1-1/4"	3"	23"
1794	2"	3-5/32"	1-3/8"	3-5/32"	24-1/2"
1795	2-3/16"	3-15/32"	1-1/2"	3-1/2"	26"
1796	2-3/8"	3-23/32"	1-5/8"	3-11/16"	28"
1797	2-9/16"	3-29/32"	1-3/4"	3-13/16"	30"
1798	2-3/4"	4-5/32"	1-7/8"	3-29/32"	30"

Some items may be special order.



ADJUSTABLE CONSTRUCTION SPUD WRENCHES

Black Industrial Finish

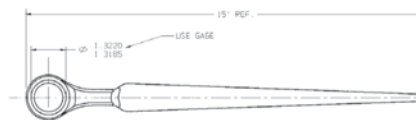


PART NUMBER	MAX OPENING	L
9413	1-1/4"	10"
9414	1-1/2"	16"



CONSTRUCTION SPUD RATCHET

Black Industrial Finish. Features 1/2" drive and a heavy-duty round head. Requires only 4° arc swing for tight spots.



PART NUMBER	L OVERALL LENGTH	NUMBER OF TEETH	A HEAD DIAMETER	RENEWAL KIT NUMBER
4428	15"	45	1-5/8"	34491



WARNING: WEAR
SAFETY GOGGLES USER
AND BYSTANDER



WARNING: TOOL
SAFETY INFO READ
PAGES 376-378



WARNING: COMFORT OR
PLASTIC GRIPS DO NOT PROTECT
AGAINST ELECTRIC SHOCK



WARNING: WEAR
SAFETY GOGGLES USER
AND BYSTANDER



WARNING: TOOL
SAFETY INFO READ
PAGES 376-378



WARNING: COMFORT OR
PLASTIC GRIPS DO NOT PROTECT
AGAINST ELECTRIC SHOCK

CONSTRUCTION—BULL & BARREL PINS



BROAD HEAD BULL PINS

PART NUMBER	TOP DIAMETER	POINT DIAMETER	LENGTH
9A649	1-1/16"	1/4"	10-3/8"
9A650	1-1/4"	5/16"	13-3/4"



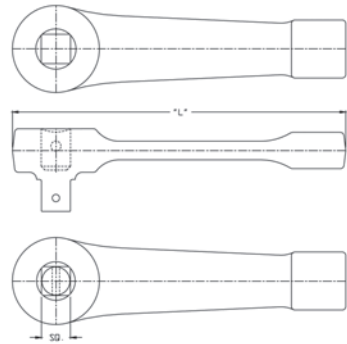
BARREL PINS

PART NUMBER	SIZE	OVERALL LENGTH	LENGTH OF TAPER	POINT SIZE
9A611	7/16"	6"	2"	3/16"
9A613	11/16"	6"	2"	5/16"
9A634	13/16"	8"	2-1/2"	3/8"
9A635	15/16"	8"	2-1/2"	7/16"
9A636	1-1/16"	8"	2-1/2"	9/16"
9A637	1-3/16"	8"	2-1/2"	3/4"
9A638	1-5/16"	8"	2-1/2"	3/4"



SLUGGING WRENCH ADAPTOR

PART NUMBER	DESCRIPTION
1900	1"M x 1"F
1901	3/4"M x 3/4"F



WRENCHES



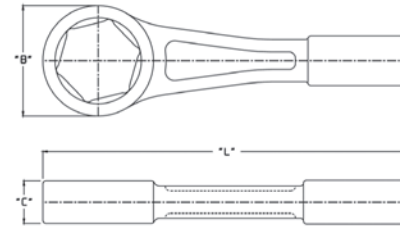
STRIKING WRENCHES

12



STRAIGHT HANDLE STRIKING FACE BOX WRENCHES 12 PT.—HEAVY-DUTY

Black Industrial Finish



PART NUMBER	A NOM. SIZE	B HEAD DIAMETER	C HEAD THICKNESS	L OVERALL LENGTH
1832	1"	1-25/32"	5/8"	9-1/8"
1834	1-1/16"	1-25/32"	5/8"	9-1/8"
1836	1-1/8"	1-25/32"	5/8"	9-7/8"
1838	1-3/16"	2"	3/4"	10-1/4"
1840	1-1/4"	2"	3/4"	10-1/4"
1842	1-5/16"	2"	3/4"	10-1/4"
1844	1-3/8"	2-17/64"	7/8"	10-9/16"
1846	1-7/16"	2-17/64"	7/8"	10-7/16"
1848	1-1/2"	2-17/64"	7/8"	10-7/16"
1852	1-5/8"	2-31/64"	1"	11"
1854	1-11/16"	2-31/64"	1"	11"
1856	1-3/4"	2-21/32"	1-1/8"	11-5/16"
1858	1-13/16"	2-21/32"	1-1/8"	11-5/16"
1860	1-7/8"	2-21/32"	1-1/8"	11-5/16"
1864	2"	3-1/32"	1-1/4"	11-11/16"
1866	2-1/16"	3-7/32"	1-1/4"	11-11/16"
1868	2-1/8"	3-9/32"	1-3/8"	12"
1870	2-3/16"	3-9/32"	1-3/8"	12"
1872	2-1/4"	3-13/32"	1-1/2"	12-3/8"
1874	2-5/16"	3-13/32"	1-1/2"	12-3/8"
1876	2-3/8"	3-13/32"	1-1/2"	12-3/8"
1880	2-1/2"	3-3/4"	1-3/8"	12-11/16"
1882	2-9/16"	3-3/4"	1-5/8"	12-11/16"
1884	2-5/8"	3-3/4"	1-3/4"	12-11/16"
1886	2-11/16"	4-11/64"	1-3/4"	13-1/16"
1888	2-3/4"	4-11/64"	1-3/4"	13-1/16"
1889	2-15/16"	4-23/64"	1-7/8"	13-7/16"
1889A	3"	4-31/64"	2"	13-13/16"
1890	3-1/8"	4-31/64"	2"	13-13/16"
1890A	3-3/8"	4-31/64"	2-1/4"	14-1/8"
1891	3-1/2"	4-31/64"	2-1/4"	14-1/8"
1891A	3-3/4"	5-25/64"	2-1/2"	14-1/2"
1892	3-7/8"	5-35/64"	2-1/2"	14-1/2"
1894	4-1/8"	6-1/2"	2-3/4"	16"
1895	4-1/4"	6-1/2"	2-3/4"	16"
1896	4-1/2"	7"	3"	18"
1897	4-5/8"	7"	3"	18"

Meets or exceeds ASME B107.410.

WRENCHES



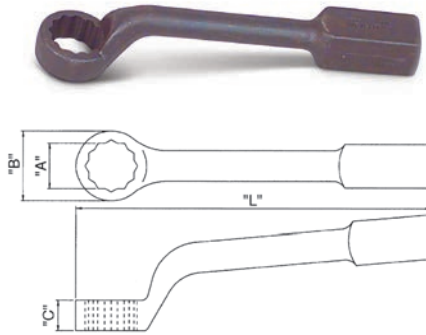
STRIKING WRENCHES



OFFSET HANDLE STRIKING FACE BOX WRENCHES 12 PT. 45° OFFSET

12

Black Industrial Finish



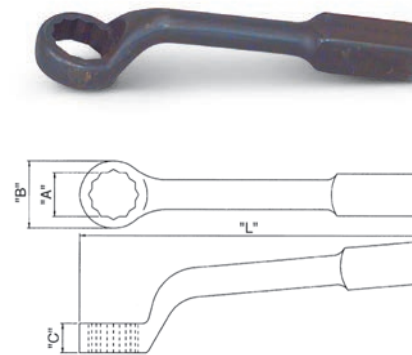
PART NUMBER	A NOM. SIZE	B HEAD DIAMETER	C HEAD THICKNESS	L OVERALL LENGTH
1932	1"	1-3/4"	13/16"	10-1/2"
1934	1-1/16"	1-3/4"	13/16"	10-1/2"
1936	1-1/8"	1-3/4"	13/16"	10-1/2"
1938	1-3/16"	2"	13/16"	11"
1940	1-1/4"	2"	29/32"	11"
1942	1-5/16"	2"	29/32"	11"
1946	1-7/16"	2-3/8"	1"	11-1/2"
1948	1-1/2"	2-3/8"	1"	11-1/2"
1952	1-5/8"	2-1/2"	1-1/16"	12"
1954	1-11/16"	2-1/2"	1-1/16"	12"
1956	1-3/4"	2-7/8"	1-1/8"	12-1/2"
1958	1-13/16"	2-7/8"	1-1/8"	12-1/2"
1960	1-7/8"	2-7/8"	1-1/8"	12-1/2"
1962	1-15/16"	3"	1-1/4"	13"
1964	2"	3"	1-1/4"	13"
1966	2-1/16"	3-1/2"	1-3/8"	13-1/2"
1968	2-1/8"	3-1/2"	1-3/8"	13-1/2"
1970	2-3/16"	3-1/2"	1-3/8"	13-1/2"
1972	2-1/4"	3-1/2"	1-3/8"	13-1/2"
1974	2-5/16"	3-23/32"	1-1/2"	14"
1976	2-3/8"	3-23/32"	1-1/2"	14"
1980	2-1/2"	4-5/16"	1-3/4"	15-1/4"
1982	2-9/16"	4-5/16"	1-3/4"	15-1/4"
1984	2-5/8"	4-5/16"	1-3/4"	15-1/4"
1988	2-3/4"	4-5/16"	1-3/4"	15-1/4"
1989	2-15/16"	4-13/16"	2"	16-1/2"
1992	2-7/8"	4-13/16"	1-7/8"	16"
1996	3"	4-13/16"	2"	16-1/2"
1997	3-1/8"	4-13/16"	2"	16-1/2"
19108	3-3/8"	6-1/4"	2-3/8"	18"
19112	3-1/2"	6-1/4"	2-3/8"	18"
19120	3-3/4"	6-1/4"	2-3/8"	18"
19124	3-7/8"	6-1/4"	2-3/8"	18"
19132	4-1/8"	6-1/4"	2-3/8"	18"
19136	4-1/4"	6-1/4"	2-3/8"	18"

Meets or exceeds ASME B107.410.

METRIC OFFSET HANDLE STRIKING FACE BOX WRENCHES 12 PT. 45° OFFSET

12

Black Industrial Finish



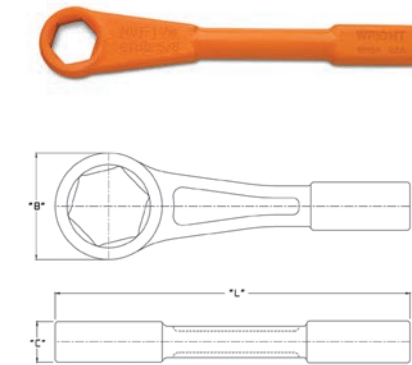
PART NUMBER	A NOM. SIZE	B HEAD DIAMETER	C HEAD THICKNESS	L OVERALL LENGTH
19-32mm	32mm	50.80	23.02	279.40
19-36mm	36mm	60.33	25.40	292.10
19-41mm	41mm	63.50	26.99	304.80
19-46mm	46mm	73.03	28.58	317.50
19-50mm	50mm	76.20	31.75	330.20
19-55mm	55mm	88.90	34.93	342.90
19-60mm	60mm	94.45	38.10	355.60
19-65mm	65mm	109.54	44.45	387.35
19-70mm	70mm	109.54	44.45	387.35
19-75mm	75mm	122.24	50.80	419.10
19-80mm	80mm	122.24	50.80	419.10

Meets or exceeds ASME B107.410.

STRAIGHT HANDLE STRIKING FACE BOX WRENCHES 6 PT.

6

Orange Finish



PART NUMBER	NUT SIZE	STUD SIZE	B HEAD DIAMETER	C HEAD THICKNESS	L LENGTH
18H34	1-1/16"	5/8"	1-7/8"	3/4"	10-1/2"
18H40	1-1/4"	3/4"	2-1/8"	3/4"	11"
18H46	1-7/16"	7/8"	2-1/2"	29/32"	11-1/2"
18H52	1-5/8"	1"	2-5/8"	1-1/8"	12-1/2"
18H58	1-13/16"	1-1/8"	2-3/4"	1-5/32"	13"
18H64	2"	1-1/4"	3-1/8"	1-1/4"	13-1/2"
18H70	2-3/16"	1-3/8"	3-3/8"	1-27/64"	13-3/4"
18H76	2-3/8"	1-1/2"	3-5/8"	1-9/16"	14"
18H82	2-9/16"	1-5/8"	3-7/8"	1-5/8"	14-1/4"
18H88	2-3/4"	1-3/4"	4-1/8"	1-5/8"	14-1/2"
18H89	2-15/16"	1-7/8"	4-7/16"	1-45/64"	14-3/4"
18H90	3-1/8"	2"	4-5/8"	1-3/4"	15"
18H91	3-1/2"	2-1/4"	5-1/8"	1-3/4"	15-1/4"
18H92	3-7/8"	2-1/2"	5-5/8"	1-3/4"	15-1/2"

Meets or exceeds ASME B107.410.



STRIKE-FREE LEVERAGE WRENCHES & RATCHETING BOX WRENCHES



STRIKE-FREE LEVERAGE WRENCH

PART NUMBER	NOM. SIZE	TUBE	LENGTH	LENGTH WITH TUBE HANDLE	A HEAD DIAMETER	B HEAD THICKNESS
19B34	1-1/16"	19A24	13"	32-1/2"	2-1/16"	7/8"
19B36	1-1/8"	19A24	13"	32-1/2"	2-1/16"	7/8"
19B38	1-3/16"	19A24	13"	32-1/2"	2-1/16"	7/8"
19B40	1-1/4"	19A24	13"	32-1/2"	2-1/16"	7/8"
19B42	1-5/16"	19A24	13"	32-1/2"	2-1/16"	7/8"
19B44	1-3/8"	19A24	13"	32-1/2"	2-1/16"	7/8"
19B46	1-7/16"	19A24	13-1/2"	33"	2-13/16"	1-1/8"
19B48	1-1/2"	19A24	13-1/2"	33"	2-13/16"	1-1/8"
19B52	1-5/8"	19A24	13-1/2"	33"	2-13/16"	1-1/8"
19B54	1-11/16"	19A36	13-1/2"	45"	2-13/16"	1-1/8"
19B56	1-3/4"	19A36	13-1/2"	45"	2-13/16"	1-1/8"
19B58	1-13/16"	19A36	13-1/2"	45"	2-13/16"	1-1/8"
19B64	2"	19A36	13-7/8"	45-1/2"	2-15/16"	1-1/8"

Made in Canada.



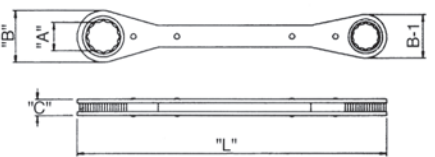
TUBULAR HANDLE FOR STRIKE-FREE LEVERAGE WRENCH

PART NUMBER	LENGTH	TUBE DIAMETER
19A24	24"	1-1/4"
19A36	36"	1-1/2"

Made in Canada.



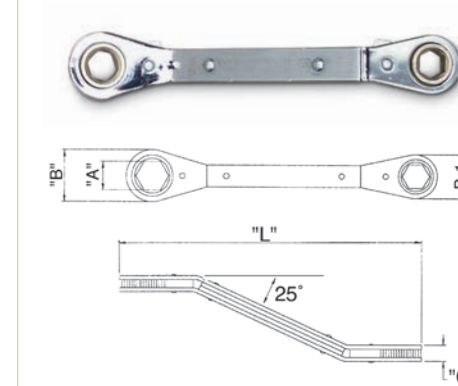
METRIC RATCHETING BOX WRENCHES—12 PT.



PART NUMBER	A-NOM. SIZE	B	B-1	C	L
9416 ^{††}	7 x 8mm	16.27	15.48	9.53	107.95
9417 ^{††}	9 x 10mm	22.62	19.84	9.53	139.70
9418 ^{††}	11 x 12mm	32.54	25.40	12.70	171.45
9419 ^{††}	13 x 14mm	32.54	25.40	12.70	171.45
9421 ^{††}	15 x 17mm	36.51	32.94	12.70	203.20
9422 ^{††}	16 x 18mm	36.51	32.94	12.70	203.20
9423 ^{††}	19 x 21mm	40.08	35.72	12.70	234.95

Meets or exceeds ASME B107.100.

RATCHETING BOX WRENCHES

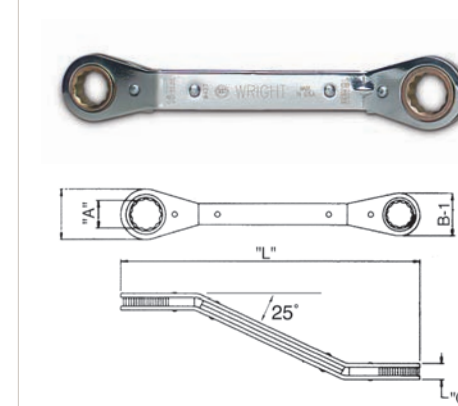


METRIC OFFSET RATCHETING BOX WRENCHES 6 PT. REVERSIBLE



PART NUMBER	A-NOM. SIZE	B	B-1	C	L
9431 ^{††}	7 x 8mm	15.88	15.08	4.25	107.95
9432 ^{††}	9 x 10mm	22.23	19.84	7.94	136.53
9434 ^{††}	11 x 12mm	29.37	25.40	7.94	171.45
9435 ^{††}	13 x 14mm	29.37	25.40	7.94	171.45

Meets or exceeds ASME B107.100.

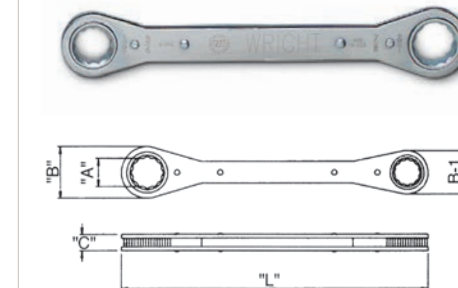


METRIC OFFSET RATCHETING BOX WRENCHES 12 PT. REVERSIBLE



PART NUMBER	A-NOM. SIZE	B	B-1	C	L
9436 ^{††}	15 x 17mm	36.51	32.54	9.53	203.20
9437 ^{††}	16 x 18mm	36.51	32.54	9.53	206.38
9438 ^{††}	19 x 21mm	39.69	35.72	9.53	231.76

Meets or exceeds ASME B107.100.



RATCHETING BOX WRENCHES—12 PT.

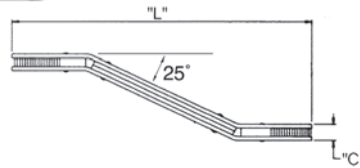



PART NUMBER	A-NOM. SIZE	B	B-1	C	L
9381 ^{††}	1/4 x 5/16"	5/8"	19/32"	5/16"	4-1/4"
9382 ^{††}	3/8 x 7/16"	7/8"	25/32"	5/16"	5-1/2"
9383 ^{††}	1/2 x 9/16"	1-5/32"	1-1/16"	1/2"	6-7/8"
9383A ^{††}	9/16 x 3/4"	1-7/16"	1-19/64"	1/2"	8-1/8"
9383B ^{††}	9/16 x 5/8"	1-7/16"	1-19/64"	1/2"	8-1/8"
9384 ^{††}	5/8 x 11/16"	1-7/16"	1-9/32"	1/2"	8"
9385 ^{††}	5/8 x 3/4"	1-7/16"	1-9/32"	1/2"	8"
9386 ^{††}	3/4 x 7/8"	1-9/16"	1-13/32"	1/2"	9-1/4"
9387 ^{††}	13/16 x 15/16"	1-5/8"	1-7/16"	1/2"	9-1/4"
9388 ^{††}	1-1/16 x 1-1/4"	1-7/8"	1-3/4"	1/2"	15"
9389 ^{††}	1-1/8 x 1-1/4"	1-15/16"	1-3/4"	1/2"	15"
9390 ^{††}	1 x 1-1/16"	2-1/4"	1-29/32"	1/2"	15"

Meets or exceeds ASME B107.100.



RATCHETING BOX WRENCHES



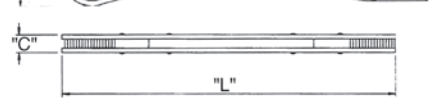
OFFSET RATCHETING BOX WRENCHES—12 PT. REVERSIBLE

PART NUMBER	A-NOM. SIZE	B	B-1	C	L
9424 ^{††}	1/4 x 5/16"	21/32"	19/32"	5/16"	4-1/4"
9425 ^{††}	3/8 x 7/16"	7/8"	25/32"	5/16"	5-1/2"
9426 ^{††}	1/2 x 9/16"	1-5/32"	1-1/32"	3/8"	6-1/2"
9427 ^{††}	5/8 x 11/16"	1-7/16"	1-9/32"	3/8"	7-7/8"
9428 ^{††}	3/4 x 7/8"	1-9/16"	1-13/32"	3/8"	8-3/4"

Meets or exceeds ASME B107.100.



9396



AIR CONDITIONING & REFRIGERATION RATCHETING BOX WRENCHES, REVERSIBLE

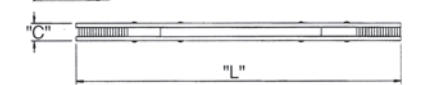

These 4 sizes in 1 ratchets are specifically designed for servicing automotive, commercial and home air conditioners, refrigeration units and freezers. They have the "finger tip" reversing feature on both ends.

PART NUMBER	DESCRIPTION	A	B	C	L
9396 ^{††}	1/4"-3/16" Sq. x 3/8"-5/16" Sq.	29/32"	25/32"	5/16"	5-5/8"
9397 ^{††}	1/4"-3/16" Sq. x 9/16"-1/2" Hex	1-9/64"	1"	3/8"	7"

Meets or exceeds ASME B107.100.



9397



WRENCHES

FORGED FROM HISTORY. BUILT FOR TOMORROW.



With the latest technology, all-American ingenuity, and a commitment to top-notch quality, our tools have been forged to finish since 1927. We're ready to take on the next 100 years and help you take on anything.



†† WARNING: CANCER & REPRODUCTIVE HARM P65 WARNINGS.CA.DDV READ MORE PAGE 6



WARNING: WEAR SAFETY GOGGLES USER AND BYSTANDER



WARNING: TOOL SAFETY INFO READ PAGES 376-378



WARNING: COMFORT OR PLASTIC GRIPS DO NOT PROTECT AGAINST ELECTRIC SHOCK



SAFETY

SOCKET SAFETY

HAND SOCKETS, HANDLES & ATTACHMENTS

Users and bystanders must wear safety goggles.

To avoid possible eye injury from flying objects, safety goggles or equivalent protection conforming to ANSI Z87.1 shall be worn and kept clean by the user and all persons in the immediate area where any tool is being used.

Comfort or plastic grips on handles are not intended to give any degree of protection against electric shock and shall not be used on or near live electric circuits.

Never use hand sockets or hand attachments on power drivers, impact drivers or hydraulic drivers. Black industrial sockets, Torx® sockets and Torx® bit sockets are designed and finished to be hand sockets—not impact.

Never use cheater bars to increase handle leverage.

Never hammer on a ratchet or handle.

Never use ratchets or other handles as a hammer or pry bar.

Hand sockets are to be attached to ratchets and handles and used by hand to turn fasteners.

Users shall apply a controlled force with a stance adjusted and braced to prevent rapid bodily movement or a fall if sudden release occurs.

Use the correct size socket, do not use metric sockets on inch fasteners or inch sockets on metric fasteners, because the fit is not good enough. Do not use hex sockets on square fasteners or square sockets on hex fasteners.

Place the socket all the way on the fastener.

Adaptor strength is limited to the smallest drive square member.

Never use sockets as a driver for hex or square bits or shafts.

Inspect and discard bent, worn or cracked sockets, handles or attachments.

Socket opening configurations shall be inspected before each use and their use discontinued at the first sign of significant wrenching surface deterioration.

IMPACT SOCKETS

Users and bystanders must wear safety goggles.

To avoid possible eye injury from flying objects, safety goggles or equivalent protection conforming to ANSI Z87.1 shall be worn and kept clean by the user and all persons in the immediate area where any tool is being used.

Do not hold impact sockets, universal joints or extensions while an impact tool is running. Serious hand injury can occur.

3/4" drive and larger drive size impact sockets require the use of a ret ring or a Pin & O-ring to secure the socket to the driving square.

Never use a nail or homemade pin for holding a socket in place.

Never exceed the manufacturer's gun pressure rating.

Impact sockets are to be used to turn (tighten or loosen) fasteners while being driven by a power, impact or hydraulic driver.

Never dwell on a socket after it has stopped running. This can damage both the socket and the fastener.

Place the socket all the way on the fastener before starting the gun.

Adaptor strength is limited to the smallest drive square member.

Mind the joints between the gun and fasteners for less loss of torque and less wear.

Use the correct size socket, do not use metric sockets on inch fasteners or inch sockets on metric fasteners, because the fit is not good enough. Do not use hex sockets on square fasteners or square sockets on hex fasteners.

Never use sockets as a driver for hex or square bits or shafts.

Large drive impact sockets are inherently heavy and care needs to be taken during handling.

Socket opening configurations shall be inspected before each use and their use discontinued at the first sign of significant wrenching surface deterioration.

Inspect and discard worn or cracked sockets.

SOCKETS, RATCHETS & ATTACHMENTS

WRIGHT SOCKETS FEATURE THE PATENTED

WRIGHT DRIVE®, WHICH PROVIDES MORE

TORQUE WITH LESS FASTENER DAMAGE.

WRIGHT'S WIDE RANGE OF RATCHETS

MEET YOUR EVERY NEED: DOUBLE-PAWL

RATCHETS IN 3/8" AND 1/2" DRIVES

PROVIDE RUGGEDNESS, EXTRA STRENGTH,

DURABILITY AND FINE TOOTH ACTION.

WE ALSO HAVE THE HANDLES AND

ATTACHMENTS YOU'RE LOOKING FOR-

FROM EXTENSIONS AND SPINNERS TO

UNIVERSALS AND FLEX HANDLES.



SOCKETS, RATCHETS & ATTACHMENTS

WRIGHTDRIVE®

SCRUTINIZED IN A LAB. MEASURED ON THE JOB.

1/4" SOCKETS, RATCHETS & ATTACHMENTS

The Wright Drive design distributes contact stress more effectively than any other wrench system. With the stress spread over a larger contact area and away from the corners, Wright Drive improves fastener torque load while decreasing rounding and distortion of the fastener.



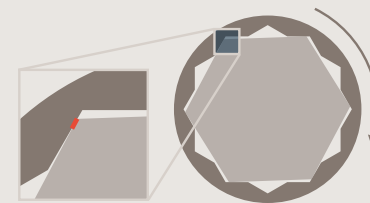
NOTICEABLE
PERFORMANCE

10x
More contact than
conventional 12-point designs

1.7x
More contact than 2nd gen.
AS954 12-point

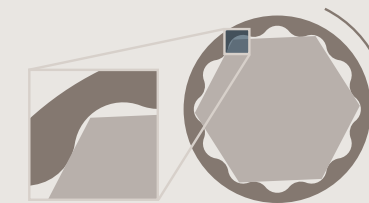
1/4" SOCKETS, RATCHETS & ATTACHMENTS

THE 12-POINT DESIGN HAS UP TO 10X MORE TOOL-TO-FASTENER CONTACT AREA.



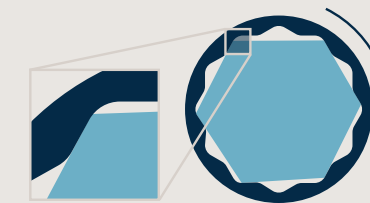
CONVENTIONAL 12-POINT

Approximate .005" length of flat contact at engagement under load with 5/8" conventional design and SAE Grade 5 fastener.



FIRST GENERATION 12-POINT

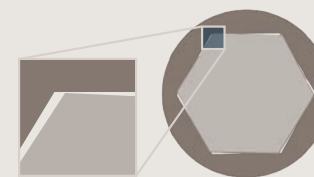
Maximum .030" length of flat contact at engagement under load with 5/8" first generation AS954 design and SAE Grade 5 fastener.



WRIGHT DRIVE® 12-POINT


Maximum .057" length of flat contact at engagement under load with 5/8" Wright Drive design and SAE Grade 5 fastener.

IMPROVED 6-POINT CONTACT MEANS MORE GRIP, TORQUE AND STRENGTH.



CONVENTIONAL 6-POINT

Conventional designs put all of the load too close to the fastener corner, causing fastener rounding and failure while putting extra concentrated stress into the socket wall and inside surface of the socket.



WRIGHT DRIVE® 6-POINT

The Wright Drive 6-point moves the contact area away from the corners, creating greater strength, more torque. Its circle diameter reduces fastener rounding and allows better grip on undersized fasteners and previously rounded corners.

1/4" DRIVE SETS



1/4" SOCKETS, RATCHETS & ATTACHMENTS

1/4" SOCKETS, RATCHETS & ATTACHMENTS



12 PIECES—6 PT. STANDARD SOCKET SET SET NUMBER 212

6

PART NUMBER	DESCRIPTION	PART NUMBER	DESCRIPTION
2006	3/16"	2014	7/16"
2007	7/32"	2016	1/2"
2008	1/4"	2492	Ratchet
2009	9/32"	2402	2" Extension
2010	5/16"	2441	Spinner
2011	11/32"	11	Metal Box
2012	3/8"		



18 PIECES—6 PT. STANDARD & 8 PT. STANDARD SOCKET SET—SET NUMBER 218

6 8

PART NUMBER	DESCRIPTION	PART NUMBER	DESCRIPTION
6 PT. STANDARD SOCKETS			
2006	3/16"	2011	11/32"
2007	7/32"	2012	3/8"
2008	1/4"	2014	7/16"
2009	9/32"	2016	1/2"
2010	5/16"		
8 PT. STANDARD SOCKETS			
2308	1/4"	2312	3/8"
2310	5/16"		
ATTACHMENTS			
2492	Ratchet	2441	Spinner
2402	2" Extension	2475	Universal
2406	6" Extension	11	Metal Box
2435	Flex Handle		



25 PIECES—6 PT. STANDARD & DEEP SOCKET SET SET NUMBER 223

6

PART NUMBER	DESCRIPTION	PART NUMBER	DESCRIPTION
6 PT. STANDARD SOCKETS			
2005	5/32"	2010	5/16"
2006	3/16"	2011	11/32"
2007	7/32"	2012	3/8"
2008	1/4"	2014	7/16"
2009	9/32"	2016	1/2"
6 PT. DEEP SOCKETS			
2506	3/16"	2511	11/32"
2507	7/32"	2512	3/8"
2508	1/4"	2514	7/16"
2509	9/32"	2516	1/2"
2510	5/16"		
12 PT. DEEP SOCKETS			
2618	9/16"		
ATTACHMENTS			
2492	Ratchet	2441	Spinner
2402	2" Extension	2475	Universal
2406	6" Extension	13	Metal Box



35 PIECES—6, 12 & 8 PT. STANDARD SOCKET, 6 & 12 PT. DEEP SOCKET & SCREWDRIVER SOCKET WITH BIT SET SET NUMBER 236

6 8 12

PART NUMBER	DESCRIPTION	PART NUMBER	DESCRIPTION
6 PT. STANDARD SOCKETS			
2006	3/16"	2011	11/32"
2007	7/32"	2012	3/8"
2008	1/4"	2014	7/16"
2009	9/32"	2016	1/2"
2010	5/16"		
12 PT. STANDARD SOCKET			
2118	9/16"		
8 PT. STANDARD SOCKETS			
2308	1/4"	2312	3/8"
2310	5/16"		
6 PT. DEEP SOCKETS			
2506	3/16"	2511	11/32"
2507	7/32"	2512	3/8"
2508	1/4"	2514	7/16"
2509	9/32"	2516	1/2"
2510	5/16"		
12 PT. DEEP SOCKET			
2618	9/16"		
SCREWDRIVER SOCKETS WITH BITS			
2260	3/16"	2265	#1
2261	1/4"	2266	#2
2263	23/64"		
ATTACHMENTS			
2492	Ratchet	2435	Flex handle
2402	2" Extension	2441	Spinner
2404	4" Extension	2475	Universal
2406	6" Extension	13	Metal Box



10 PIECES—6 PT. STANDARD SOCKET SET SET NUMBER 200

6

PART NUMBER	DESCRIPTION	PART NUMBER	DESCRIPTION
2005	5/32"	2011	11/32"
2006	3/16"	2012	3/8"
2007	7/32"	2014	7/16"
2008	1/4"	2016	1/2"
2009	9/32"	W008	Rail
2010	5/16"	W2	10 Clips



1/4" DRIVE SETS



10 PIECES—12 PT. STANDARD SOCKET SET SET NUMBER 209

12

PART NUMBER	DESCRIPTION	PART NUMBER	DESCRIPTION
2106	3/16"	2112	3/8"
2107	7/32"	2114	7/16"
2108	1/4"	2116	1/2"
2109	9/32"	2118	9/16"
2110	5/16"	W008	Rail
2111	11/32"	W2	10 Clips



9 PIECES—6 PT. DEEP SOCKET SET SET NUMBER 208

6

PART NUMBER	DESCRIPTION	PART NUMBER	DESCRIPTION
2506	3/16"	2512	3/8"
2507	7/32"	2514	7/16"
2508	1/4"	2516	1/2"
2509	9/32"	W008	Rail
2510	5/16"	W2	9 Clips
2511	11/32"		



10 PIECES—12 PT. DEEP SOCKET SET SET NUMBER 210

12

PART NUMBER	DESCRIPTION	PART NUMBER	DESCRIPTION
2606	3/16"	2612	3/8"
2607	7/32"	2614	7/16"
2608	1/4"	2616	1/2"
2609	9/32"	2618	9/16"
2610	5/16"	W008	Rail
2611	11/32"	W2	10 Clips



17 PIECES—6 PT. STANDARD METRIC SOCKET SET SET NUMBER 221

6

PART NUMBER	DESCRIPTION	PART NUMBER	DESCRIPTION
20-04mm	4mm	20-12mm	12mm
20-05mm	5mm	20-13mm	13mm
20-05.5mm	5.5mm	20-14mm	14mm
20-06mm	6mm	2492	Ratchet
20-07mm	7mm	2402	2" Extension
20-08mm	8mm	2406	6" Extension
20-09mm	9mm	2441	Spinner
20-10mm	10mm	2475	Universal
20-11mm	11mm	11	Metal Box



25 PIECES—6 PT. STANDARD & DEEP METRIC SOCKET SET SET NUMBER 224

6

PART NUMBER	DESCRIPTION	PART NUMBER	DESCRIPTION
6 PT. STANDARD METRIC SOCKETS		6 PT. STANDARD METRIC SOCKETS	
20-05mm	5mm	20-10mm	10mm
20-06mm	6mm	20-11mm	11mm
20-07mm	7mm	20-12mm	12mm
20-08mm	8mm	20-13mm	13mm
20-09mm	9mm	20-14mm	14mm
6 PT. DEEP METRIC SOCKETS		6 PT. DEEP METRIC SOCKETS	
25-04mm	4mm	25-09mm	9mm
25-05mm	5mm	25-10mm	10mm
25-06mm	6mm	25-11mm	11mm
25-07mm	7mm	25-12mm	12mm
25-08mm	8mm	25-13mm	13mm
ATTACHMENTS		ATTACHMENTS	
2492	Ratchet	2441	Spinner
2402	2" Extension	2475	Universal
2406	6" Extension	13	Box



11 PIECES—6 PT. STANDARD METRIC SOCKET SET SET NUMBER 256

6

PART NUMBER	DESCRIPTION	PART NUMBER	DESCRIPTION
20-04mm	4mm	20-11mm	11mm
20-05mm	5mm	20-12mm	12mm
20-06mm	6mm	20-13mm	13mm
20-07mm	7mm	20-14mm	14mm
20-08mm	8mm	W108	Rail
20-09mm	9mm	W2	11 Clips
20-10mm	10mm		



1/4" DRIVE SETS

1/4" SOCKETS, RATCHETS & ATTACHMENTS



9 PIECES—6 PT. DEEP METRIC SOCKET SET SET NUMBER 257

6

PART NUMBER	DESCRIPTION	PART NUMBER	DESCRIPTION
25-05mm	5mm	25-11mm	11mm
25-06mm	6mm	25-12mm	12mm
25-07mm	7mm	25-13mm	13mm
25-08mm	8mm	W108	Rail
25-09mm	9mm	W2	9 Clips
25-10mm	10mm		



11 PIECES—HEX BIT SOCKET SET SET NUMBER 205

6

PART NUMBER	DESCRIPTION	PART NUMBER	DESCRIPTION
2202	1/16"	2210	3/16"
2203	5/64"	2212	7/32"
2204	3/32"	2214	1/4"
2205	7/64"	2218	5/16"
2206	1/8"	W008	Rail
2207	9/64"	W2	11 Clips
2208	5/32"		



5 PIECES—12 PT. STANDARD FLEX SOCKET SET SET NUMBER 207

12

PART NUMBER	DESCRIPTION	PART NUMBER	DESCRIPTION
2708	1/4"	2716	1/2"
2710	5/16"	W008	Rail
2712	3/8"	W2	5 Clips
2714	7/16"		

1/4" DRIVE RATCHETS & HANDLES



WRIGHT

1/4" SOCKETS, RATCHETS & ATTACHMENTS



2426



2492

RATCHETS

Wright ratchets are engineered to be both strong and compact. While 1/4" drive ratchets are generally used in low torque applications, Wright ratchets are actually at home in the world of high torque. Compact design—standard head 25/32"—heavy-duty head 1-5/64". Precision machined 45 tooth action—works in the tightest places. One-piece kit is easily removed for inspection and lubrication. Contour handle for a comfortable grip.

PART NUMBER	DESCRIPTION
2426	Ratchet—45 Teeth, 4-3/4"—Single Pawl, Swing Arc 3/4"
2492*	Heavy-duty Ratchet—45 Teeth, 5-1/4", Contour Handle [Head Diameter only 1-5/64". Swing Arc 1"]

*2492 ratchet is a single pawl, heavy-duty, round head ratchet that is superior in strength and durability. Meets or exceeds ASME B107.110.



2495

FLEX HEAD RATCHETS

Head Diameter only 25/32". Handle swings in 3/4" arc to get the next bite. Works in the tightest places. 45 teeth. Seven place indexing flex head.

PART NUMBER	DESCRIPTION
2495	Ratchet—45 Teeth - 5-1/2", Swing Arc 3/4" [Contour Grip] Single Pawl

Meets or exceeds ASME B107.110.



32426

BLACK INDUSTRIAL FINISH RATCHET

PART NUMBER	DESCRIPTION
32426	1/4" Drive Ratchet, 4-3/4", Swing Arc 3/4"

Meets or exceeds ASME B107.110.



2401

2493

RENEWAL KITS

One piece, foolproof. Simply remove the snap ring and drop a new kit into place. On the spot repairs. Extends the life of the ratchet.

PART NUMBER	DESCRIPTION
2401	1/4" Drive Ratchet Renewal Kit for 2426 and 2495
2493	Renewal Kit for 2492
32401	1/4" Drive Black Renewal Kit for 32426

Note: When cleaning your ratchet lubricate with light oil only.



1/4" DRIVE HANDLES & ATTACHMENTS



2435

FLEX HANDLE

Like all Wright flex joints, the square is assembled with steel pin and tension washer. Smoother friction in joint, eliminating binding. Better chrome plating because parts are plated individually before assembly. Eliminates rust. Seven place indexing flex head.

PART NUMBER	DESCRIPTION
2435	Flex Handle—5"

Meets or exceeds ASME B107.110.



EXTENSIONS

PART NUMBER	DESCRIPTION	PART NUMBER	DESCRIPTION
2402	2" Extension	2410	10" Extension
2404	4" Extension	2414	14" Extension
2406	6" Extension		

Meets or exceeds ASME B107.110.



SPINNER

Spinner handle with plastic grip.

PART NUMBER	DESCRIPTION
2441	Spinner—6" (not pictured)
2442	Spinner with female end - 6"

Meets or exceeds ASME B107.110.



ADAPTOR

PART NUMBER	DESCRIPTION	LENGTH
2453	1/4" F x 3/8" M	1"

Meets or exceeds ASME B107.110. Guarantee does not apply.



LOCKING ADAPTOR

PART NUMBER	DESCRIPTION
2413	Set Screw—Locking Adaptor 1/4" F x 1/4" M, 1-11/16" Long

Meets or exceeds ASME B107.110.



SPEEDER

PART NUMBER	DESCRIPTION
2445L	Speeder 16" long

Meets or exceeds ASME B107.110.



UNIVERSAL

Built-in spring tension for easy application to nut. No binding or locked joints; no sharp corners.

PART NUMBER	DESCRIPTION
2475	Universal 1-5/16" long

Meets or exceeds ASME B107.110.



1/4" DRIVE SOCKETS



6 PT. STANDARD SOCKETS



PART NUMBER	NOM. SIZE	SHAPE	L	DS	DD	BD
2005	5/32"	I	7/8"	17/64"	7/16"	5/32"
2006	3/16"	I	7/8"	19/64"	7/16"	3/32"
2007	7/32"	I	7/8"	11/32"	7/16"	7/64"
2008	1/4"	I	7/8"	23/64"	7/16"	1/8"
2009	9/32"	I	7/8"	13/32"	7/16"	9/64"
2010	5/16"	II	7/8"	15/32"	15/32"	9/64"
2011	11/32"	II	7/8"	31/64"	31/64"	5/32"
2012	3/8"	II	7/8"	17/32"	17/32"	5/32"
2014	7/16"	II	7/8"	39/64"	39/64"	7/32"
2016	1/2"	II	7/8"	43/64"	43/64"	17/64"

Meets or exceeds ASME B107.110.



6 PT. STANDARD METRIC SOCKETS



PART NUMBER	NOM. SIZE	SHAPE	L	DS	DD	BD
20-04mm	4mm	I	22.23	7.14	11.90	4.76
20-05mm	5mm	I	22.23	8.33	12.70	3.97
20-05.5mm	5.5mm	I	22.23	8.73	11.90	7.14
20-06mm	6mm	I	22.23	9.92	12.70	3.97
20-07mm	7mm	I	22.23	10.41	11.23	3.97
20-08mm	8mm	II	22.23	12.70	12.70	3.97
20-09mm	9mm	II	22.23	12.45	12.45	4.36
20-10mm	10mm	II	22.23	15.08	15.08	5.95
20-11mm	11mm	II	22.23	15.88	15.88	5.95
20-12mm	12mm	II	22.23	16.67	16.67	7.14
20-13mm	13mm	II	22.23	17.46	17.46	7.54
20-14mm	14mm	II	24.60	19.05	19.05	9.53

Meets or exceeds ASME B107.110.



6 PT. DEEP SOCKETS



PART NUMBER	NOM. SIZE	SHAPE	L	DS	DD	BD
2506	3/16"	I	1-15/16"	5/16"	15/32"	3/16"
2507	7/32"	I	2"	11/32"	15/32"	7/64"
2508	1/4"	I	2"	3/8"	7/16"	1/8"
2509	9/32"	I	2"	13/32"	7/16"	9/64"
2510	5/16"	II	2"	7/16"	7/16"	9/64"
2511	11/32"	II	2"	31/64"	31/64"	5/32"
2512	3/8"	II	2"	17/32"	17/32"	5/32"
2514	7/16"	II	2"	39/64"	39/64"	7/32"
2516	1/2"	II	2"	43/64"	43/64"	17/64"

Meets or exceeds ASME B107.110. Refer to reference diagrams on page 138.



6 PT. DEEP METRIC SOCKETS



PART NUMBER	NOM. SIZE	SHAPE	L	DS	DD	BD
25-04mm	4mm	I	50.30	7.14	11.90	2.38
25-05mm	5mm	I	50.30	8.33	12.70	5.55
25-06mm	6mm	I	50.30	9.53	12.70	6.35
25-07mm	7mm	I	50.80	10.41	11.23	10.32
25-08mm	8mm	II	50.80	12.70	12.70	10.32
25-09mm	9mm	II	50.80	12.45	12.45	11.51
25-10mm	10mm	II	50.80	14.68	14.68	13.10
25-11mm	11mm	II	50.80	15.86	15.86	13.89
25-12mm	12mm	II	50.80	16.67	16.67	15.06
25-13mm	13mm	II	50.80	18.25	18.25	17.86

Meets or exceeds ASME B107.110. Refer to reference diagrams on page 138.



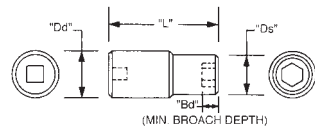
8 PT. STANDARD SOCKETS



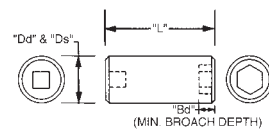
PART NUMBER	NOM. SIZE	SHAPE	L	DS	DD	BD
2308	1/4"	II	15/16"	7/16"	7/16"	1/8"
2310	5/16"	II	15/16"	9/16"	9/16"	9/64"
2312	3/8"	II	15/16"	5/8"	5/8"	5/32"

Meets or exceeds ASME B107.110. Refer to reference diagrams on page 138.

REFERENCE DIAGRAMS



SHAPE I



SHAPE II



1/4" DRIVE SOCKETS

1/4" SOCKETS, RATCHETS & ATTACHMENTS



12 PT. STANDARD SOCKETS



PART NUMBER	NOM. SIZE	SHAPE	L	DS	DD	BD
2106	3/16"	I	1"	5/16"	7/16"	3/32"
2107	7/32"	I	1"	11/32"	7/16"	7/64"
2108	1/4"	I	1"	3/8"	7/16"	1/8"
2109	9/32"	I	1"	7/16"	-	9/64"
2110	5/16"	II	1"	15/32"	15/32"	9/64"
2111	11/32"	II	1"	1/2"	1/2"	5/32"
2112	3/8"	II	1"	35/64"	35/64"	5/32"
2114	7/16"	II	1"	39/64"	39/64"	7/32"
2116	1/2"	II	1"	43/64"	43/64"	17/64"
2118	9/16"	II	1"	3/4"	3/4"	21/64"

Meets or exceeds ASME B107.110. Refer to reference diagrams on page 141.



12 PT. DEEP SOCKETS



PART NUMBER	NOM. SIZE	SHAPE	L	DS	DD	BD
2606	3/16"	I	2-1/32"	5/16"	7/16"	3/32"
2607	7/32"	I	2-1/32"	11/32"	7/16"	7/64"
2608	1/4"	I	2-1/32"	7/16"	-	3/16"
2609	9/32"	II	2-1/32"	15/32"	15/32"	7/32"
2610	5/16"	II	2-1/32"	15/32"	15/32"	7/32"
2611	11/32"	II	2-1/32"	1/2"	1/2"	1/4"
2612	3/8"	II	2-1/32"	35/64"	35/64"	1/4"
2614	7/16"	II	2-1/32"	39/64"	39/64"	9/32"
2616	1/2"	II	2-1/32"	43/64"	43/64"	5/16"
2618	9/16"	II	2-1/32"	3/4"	3/4"	5/16"

Meets or exceeds ASME B107.110. Refer to reference diagrams on page 141.



12 PT. FLEX SOCKETS



PART NUMBER	NOM. SIZE	SHAPE	L	DS	DD	BD
2708	1/4"	III	1-7/32"	3/8"	1/2"	13/64"
2710	5/16"	III	1-5/16"	15/32"	1/2"	1/4"
2712	3/8"	III	1-3/8"	35/64"	1/2"	17/64"
2714	7/16"	III	1-7/16"	39/64"	1/2"	11/32"
2716	1/2"	III	1-15/32"	43/64"	1/2"	23/64"

Meets or exceeds ASME B107.110. Refer to reference diagrams on page 141.

1/4" DRIVE HEX & SCREWDRIVER SOCKETS & BITS



WRIGHT

1/4" SOCKETS, RATCHETS & ATTACHMENTS



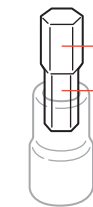
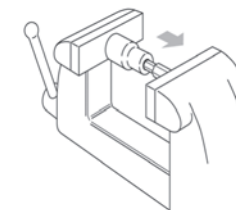
REPLACEMENT BIT

HEX BIT SOCKETS AND REPLACEMENT HEX BITS



PART NUMBER	NOM. SIZE	SOCKET DIAMETER	OVERALL LENGTH	REPLACEMENT BIT PART NUMBER	BIT LENGTH
2202	1/16"	1/2"	1-15/16"	2202B	1-9/16"
2203	5/64"	1/2"	1-15/16"	2203B	1-5/16"
2204	3/32"	1/2"	1-15/16"	2204B	1-5/16"
2205	7/64"	1/2"	1-15/16"	2205B	1-5/16"
2206	1/8"	1/2"	1-15/16"	2206B	1-23/64"
2207	9/64"	1/2"	1-15/16"	2207B	1-21/64"
2208	5/32"	1/2"	1-15/16"	2208B	1-11/32"
2210	3/16"	1/2"	1-15/16"	2210B	1-11/32"
2212	7/32"	1/2"	1-15/16"	2212B	1-21/64"
2214	1/4"	1/2"	1-15/16"	2214B	1-11/32"
2218	5/16"	1/2"	2-1/16"	3210B	1-29/64"

REFERENCE DIAGRAMS



NOMINAL BIT SIZE

SHANK

The design allows easy replacement of a broken bit. After driving out the remaining piece, simply press the new bit in using a bench vise.



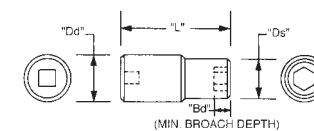
REPLACEMENT BIT

STANDARD SCREWDRIVER SOCKETS WITH BITS AND REPLACEMENT BITS

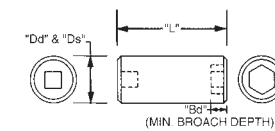


PART NUMBER	NOM. SIZE	SOCKET DIAMETER	OVERALL LENGTH	REPLACEMENT BIT PART NUMBER	BIT LENGTH
2260	3/16"	1/2"	1-5/8"	2260B	1"
2261	1/4"	1/2"	1-5/8"	2261B	1"
2263	23/64"	1/2"	1-5/8"	2263B	1"

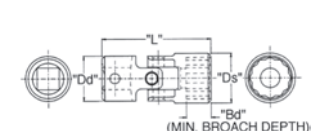
REFERENCE DIAGRAMS



SHAPE I



SHAPE II



SHAPE III



1/4" DRIVE SCREWDRIVER SOCKETS & BITS

1/4" SOCKETS, RATCHETS & ATTACHMENTS



REPLACEMENT BIT

PHILLIPS SCREWDRIVER SOCKETS WITH BITS AND REPLACEMENT BITS



PART NUMBER	NOM. SIZE	OVERALL LENGTH	REPLACEMENT BIT PART NUMBER	BIT LENGTH
2265	#1	1-5/8"	2265B	1"
2266	#2	1-5/8"	2266B	1"



REPLACEMENT BIT

LONG PHILLIPS SCREWDRIVER SOCKETS WITH BITS AND REPLACEMENT BITS



PART NUMBER	NOM. SIZE	OVERALL LENGTH	REPLACEMENT BIT PART NUMBER	BIT LENGTH
2267	#1	2-1/8"	2267B	2"
9203	#2	2-5/8"	2268B	2"



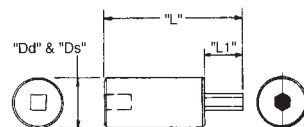
REPLACEMENT BIT

SQUARE BIT (ROBINSON) SOCKETS AND REPLACEMENT BITS



PART NUMBER	NOM. SIZE	RET. RING	SHAPE	OVERALL LENGTH (L)	BIT LENGTH (L1)	DIAMETER SOCKET END DS	DIAMETER DRIVE END DD	REPLACEMENT BIT
2270	R0	-	IV	1-1/2"	5/8"	1/2"	1/2"	2270B
2271	R1	-	IV	1-9/16"	11/16"	1/2"	1/2"	2271B
2272	R2	-	IV	1-9/16"	11/16"	1/2"	1/2"	2272B
2273	R3	-	IV	1-9/16"	11/16"	1/2"	1/2"	2273B

REFERENCE DIAGRAMS



SHAPE IV

1/4" DRIVE TORX® SOCKETS, BITS & HOLDERS



WRIGHT

1/4" SOCKETS, RATCHETS & ATTACHMENTS



TORX® SOCKETS



PART NUMBER	DR. SQ. SIZE	SHAPE	HEAD SIZE	L	DS	DD
9250	1/4"	I	E-6	1-1/16"	5/16"	1/2"
9251	1/4"	I	E-7	1-1/16"	3/8"	1/2"
9252	1/4"	I	E-8	1-1/16"	13/32"	1/2"



TORX® BITS



PART NUMBER	HEX SIZE	SHAPE	BIT SIZE	L
9271	1/4"	II	T-8	1"
9272	1/4"	II	T-10	1"
9273	1/4"	II	T-15	1"
9274	1/4"	II	T-20	1"
9275	1/4"	II	T-25	1"
9276	1/4"	II	T-27	1"
9277	1/4"	II	T-30	1"



BIT HOLDERS



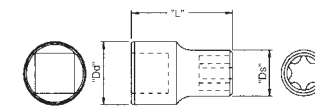
PART NUMBER	DR. SQ. SIZE	SHAPE	HEAD SIZE	L	DS	DD
9280	1/4"	III	1/4"	1"	1/2"	1/2"



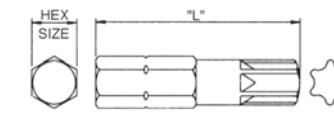
TORX® BIT HOLDER SETS

PART NUMBER	DESCRIPTION
9295	1/4" Dr. Torx® Bit Set - 8 Pieces 9271, 9272, 9273, 9274, 9275, 9276, 9277 Torx® Bits, 9280 Bit Holder

REFERENCE DIAGRAMS



SHAPE I



SHAPE II



SHAPE III



3/8" DRIVE SETS



56 PIECES—12 PT. STANDARD SOCKET, 6 & 12 PT. DEEP SOCKET, 12 PT. FLEX SOCKET, 8 PT. STANDARD SOCKET, HEX BIT SOCKET, & PHILLIPS & STANDARD SCREWDRIVER SOCKET WITH BIT SET SET NUMBER 348



PART NUMBER	DESCRIPTION
12 PT. STANDARD SOCKETS	
3108	1/4"
3110	5/16"
3112	3/8"
3114	7/16"
3116	1/2"
3118	9/16"
3120	5/8"
6 PT. DEEP SOCKETS	
3508	1/4"
12 PT. DEEP SOCKETS	
3612	3/8"
3614	7/16"
3616	1/2"
3618	9/16"
3620	5/8"
3622	11/16"
12 PT. FLEX SOCKETS	
3712	3/8"
3714	7/16"
3716	1/2"
3718	9/16"
8 PT. STANDARD SOCKETS	
3308	1/4"
3310	5/16"
3312	3/8"
HEX BIT SOCKETS	
3204	1/8"
3205	5/32"
3206	3/16"
3207	7/32"
PHILLIPS SCREWDRIVER SOCKET WITH BIT	
3266	#2
3267	#3
PHILLIPS SCREWDRIVER SOCKET WITH BIT	
3260	1/4"
ATTACHMENTS	
3426	Ratchet
3403	3" Extension
3405	6" Extension
3412	12" Extension

PART NUMBER	DESCRIPTION
12 PT. STANDARD SOCKETS	
3122	11/16"
3124	3/4"
3126	13/16"
3128	7/8"
3130	15/16"
3132	1"
6 PT. DEEP SOCKETS	
3510	5/16"
12 PT. DEEP SOCKETS	
3624	3/4"
3626	13/16"
3628	7/8"
3630	15/16"
3632	1"
12 PT. FLEX SOCKETS	
3720	5/8"
3722	11/16"
3724	3/4"
8 PT. STANDARD SOCKETS	
3314	7/16"
3316	1/2"
HEX BIT SOCKETS	
3208	1/4"
3210	5/16"
3212	3/8"
PHILLIPS SCREWDRIVER SOCKET WITH BIT	
3268	#4
PHILLIPS SCREWDRIVER SOCKET WITH BIT	
ATTACHMENTS	
3435	Flex Handle
3475	Universal
3443	Sliding T
WT1900RD	Tool Box with Tray



32 PIECES—12 PT. STANDARD & DEEP SOCKET, 8 PT. STANDARD SOCKET & 12 PT. FLEX SOCKETS SET SET NUMBER 346



PART NUMBER	DESCRIPTION
12 PT. STANDARD SOCKETS	
3112	3/8"
3114	7/16"
3116	1/2"
3118	9/16"
3120	5/8"
12 PT. DEEP SOCKETS	
3612	3/8"
3614	7/16"
3616	1/2"
3618	9/16"
3620	5/8"
8 PT. STANDARD SOCKETS	
3308	1/4"
3310	5/16"
12 PT. FLEX SOCKETS	
3714	7/16"
3716	1/2"
3718	9/16"
ATTACHMENTS	
3426	Ratchet
3403	3" Extension
3405	6" Extension
99	Metal Box

PART NUMBER	DESCRIPTION
12 PT. STANDARD SOCKETS	
3122	11/16"
3124	3/4"
3126	13/16"
3128	7/8"
12 PT. DEEP SOCKETS	
3622	11/16"
3624	3/4"
3626	13/16"
3628	7/8"
8 PT. STANDARD SOCKETS	
3312	3/8"
12 PT. FLEX SOCKETS	
3720	5/8"
3724	3/4"
ATTACHMENTS	
3412	12" Extension
3435	Flex Handle
3475	Universal



3/8" DRIVE SETS



31 PIECES—6 PT. STANDARD & DEEP SOCKET SET SET NUMBER 339

6

PART NUMBER	DESCRIPTION
6 PT. STANDARD SOCKETS	
3008	1/4"
3010	5/16"
3012	3/8"
3014	7/16"
3016	1/2"
3018	9/16"
3020	5/8"
6 PT. DEEP SOCKETS	
3508	1/4"
3510	5/16"
3512	3/8"
3514	7/16"
3516	1/2"
3518	9/16"
3520	5/8"
ATTACHMENTS	
3426	Ratchet
3403	3" Extension
3405	6" Extension

PART NUMBER	DESCRIPTION
6 PT. STANDARD SOCKETS	
3022	11/16"
3024	3/4"
3026	13/16"
3028	7/8"
3030	15/16"
3032	1"
6 PT. DEEP SOCKETS	
3522	11/16"
3524	3/4"
3526	13/16"
3528	7/8"
3530	15/16"
3532	1"
ATTACHMENTS	
3435	Flex Handle
3475	Universal
98	Metal Box



29 PIECES—12 PT. STANDARD & DEEP SOCKET SET SET NUMBER 340

12

PART NUMBER	DESCRIPTION
12 PT. STANDARD SOCKETS	
3108	1/4"
3110	5/16"
3112	3/8"
3114	7/16"
3116	1/2"
3118	9/16"
3120	5/8"
12 PT. DEEP SOCKETS	
3612	3/8"
3614	7/16"
3616	1/2"
3618	9/16"
3620	5/8"
3622	11/16"
ATTACHMENTS	
3426	Ratchet
3403	3" Extension
3405	6" Extension

PART NUMBER	DESCRIPTION
12 PT. STANDARD SOCKETS	
3122	11/16"
3124	3/4"
3126	13/16"
3128	7/8"
3130	15/16"
3132	1"
12 PT. DEEP SOCKETS	
3624	3/4"
3626	13/16"
3628	7/8"
3630	15/16"
3632	1"
ATTACHMENTS	
3435	Flex Handle
3475	Universal
98	Metal Box



21 PIECES—6 PT. STANDARD & DEEP SOCKET SET SET NUMBER 337

6

PART NUMBER	DESCRIPTION
6 PT. STANDARD SOCKETS	
3012	3/8"
3014	7/16"
3016	1/2"
3018	9/16"
3020	5/8"
6 PT. DEEP SOCKETS	
3512	3/8"
3514	7/16"
3516	1/2"
3518	9/16"
3520	5/8"
ATTACHMENTS	
3426	Ratchet
3405	6" Extension

PART NUMBER	DESCRIPTION
6 PT. STANDARD SOCKETS	
3022	11/16"
3024	3/4"
3026	13/16"
3028	7/8"
6 PT. DEEP SOCKETS	
3522	11/16"
3524	3/4"
3526	13/16"
3528	7/8"
ATTACHMENTS	
3435	Flex Handle
W416	Metal Box



21 PIECES—12 PT. STANDARD & DEEP SOCKET SET SET NUMBER 338

12

PART NUMBER	DESCRIPTION
12 PT. STANDARD SOCKETS	
3112	3/8"
3114	7/16"
3116	1/2"
3118	9/16"
3120	5/8"
12 PT. DEEP SOCKETS	
3612	3/8"
3614	7/16"
3616	1/2"
3618	9/16"
3620	5/8"
ATTACHMENTS	
3426	Ratchet
3405	6" Extension

PART NUMBER	DESCRIPTION
12 PT. STANDARD SOCKETS	
3122	11/16"
3124	3/4"
3126	13/16"
3128	7/8"
12 PT. DEEP SOCKETS	
3622	11/16"
3624	3/4"
3626	13/16"
3628	7/8"
ATTACHMENTS	
3435	Flex Handle
W416	Metal Box



14 PIECES—12 PT. STANDARD SOCKET SET SET NUMBER 334

12

PART NUMBER	DESCRIPTION
3112	3/8"
3114	7/16"
3116	1/2"
3118	9/16"
3120	5/8"
3122	11/16"
3124	3/4"
3126	13/16"

PART NUMBER	DESCRIPTION
3128	7/8"
3426	Ratchet, Knurled Grip
3403	3" Extension
3412	12" Extension
3435	Flex Handle
3475	Universal
W417	Metal Box



3/8" DRIVE SETS



14 PIECES—6 PT. STANDARD SOCKET SET SET NUMBER 335

6

PART NUMBER	DESCRIPTION	PART NUMBER	DESCRIPTION
3012	3/8"	3028	7/8"
3014	7/16"	3426	Ratchet
3016	1/2"	3403	3" Extension
3018	9/16"	3405	6" Extension
3020	5/8"	3435	Flex Handle
3022	11/16"	3475	Universal
3024	3/4"	W408	Metal Box
3026	13/16"		



13 PIECES—6 PT. STANDARD SOCKET SET SET NUMBER 329

6

PART NUMBER	DESCRIPTION	PART NUMBER	DESCRIPTION
3012	3/8"	3026	13/16"
3014	7/16"	3028	7/8"
3016	1/2"	3426	Ratchet
3018	9/16"	3405	6" Extension
3020	5/8"	3435	Flex Handle
3022	11/16"	3475	Universal
3024	3/4"	W408	Metal Box



13 PIECES—12 PT. STANDARD SOCKET SET SET NUMBER 330

12

PART NUMBER	DESCRIPTION	PART NUMBER	DESCRIPTION
3112	3/8"	3126	13/16"
3114	7/16"	3128	7/8"
3116	1/2"	3426	Ratchet
3118	9/16"	3405	6" Extension
3120	5/8"	3435	Flex Handle
3122	11/16"	3475	Universal
3124	3/4"	W408	Metal Box



11 PIECES—6 PT. STANDARD SOCKET SET SET NUMBER 327

6

PART NUMBER	DESCRIPTION	PART NUMBER	DESCRIPTION
3012	3/8"	3024	3/4"
3014	7/16"	3026	13/16"
3016	1/2"	3028	7/8"
3018	9/16"	3426	Ratchet
3020	5/8"	3405	6" Extension
3022	11/16"	W408	Metal Box



11 PIECES—12 PT. STANDARD SOCKET SET SET NUMBER 328

12

PART NUMBER	DESCRIPTION	PART NUMBER	DESCRIPTION
3112	3/8"	3124	3/4"
3114	7/16"	3126	13/16"
3116	1/2"	3128	7/8"
3118	9/16"	3426	Ratchet
3120	5/8"	3405	6" Extension
3122	11/16"	W408	Metal Box



11 PIECES—6 PT. STANDARD SOCKET SET SET NUMBER 312

6

PART NUMBER	DESCRIPTION	PART NUMBER	DESCRIPTION
3008	1/4"	3022	11/16"
3010	5/16"	3024	3/4"
3012	3/8"	3026	13/16"
3014	7/16"	3028	7/8"
3016	1/2"	W010	Rail
3018	9/16"	W3	11 Clips
3020	5/8"		



9 PIECES—6 PT. DEEP SOCKET SET SET NUMBER 304

6

PART NUMBER	DESCRIPTION	PART NUMBER	DESCRIPTION
3512	3/8"	3524	3/4"
3514	7/16"	3526	13/16"
3516	1/2"	3528	7/8"
3518	9/16"	W010	Rail
3520	5/8"	W3	9 Clips
3522	11/16"		



3/8" DRIVE SETS



3/8" SOCKETS, RATCHETS & ATTACHMENTS

3/8" SOCKETS, RATCHETS & ATTACHMENTS

10 PIECES—12 PT. STANDARD SOCKET SET SET NUMBER 378



PART NUMBER	DESCRIPTION	PART NUMBER	DESCRIPTION
3110	5/16"	3122	11/16"
3112	3/8"	3124	3/4"
3114	7/16"	3126	13/16"
3116	1/2"	3128	7/8"
3118	9/16"	W010	Rail
3120	5/8"	W3	10 Clips

9 PIECES—12 PT. DEEP SOCKET SET SET NUMBER 300



PART NUMBER	DESCRIPTION	PART NUMBER	DESCRIPTION
3612	3/8"	3624	3/4"
3614	7/16"	3626	13/16"
3616	1/2"	3628	7/8"
3618	9/16"	W010	Rail
3620	5/8"	W3	9 Clips
3622	11/16"		

11 PIECES—8 PT. STANDARD SOCKET SET SET NUMBER 379



PART NUMBER	DESCRIPTION	PART NUMBER	DESCRIPTION
3308	1/4"	3322	11/16"
3310	5/16"	3324	3/4"
3312	3/8"	3326	13/16"
3314	7/16"	3328	7/8"
3316	1/2"	W010	Rail
3318	9/16"	W3	11 Clips
3320	5/8"		

7 PIECES—12 PT. FLEX SOCKET SET SET NUMBER 308



PART NUMBER	DESCRIPTION	PART NUMBER	DESCRIPTION
3712	3/8"	3722	11/16"
3714	7/16"	3724	3/4"
3716	1/2"	W008	Rail
3718	9/16"	W3	7 Clips
3720	5/8"		

7 PIECES—HEX BIT SOCKET SET SET NUMBER 305



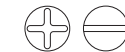
PART NUMBER	DESCRIPTION	PART NUMBER	DESCRIPTION
3204	1/8"	3210	5/16"
3205	5/32"	3212	3/8"
3206	3/16"	W008	Rail
3207	7/32"	W3	7 Clips
3208	1/4"		

10 PIECES—3/8" & 1/2" DRIVE HEX BIT SOCKET SET SET NUMBER 311



PART NUMBER	DESCRIPTION	PART NUMBER	DESCRIPTION
3/8" DRIVE HEX BIT SOCKETS		3/8" DRIVE HEX BIT SOCKETS	
3204	1/8"	3208	1/4"
3205	5/32"	3210	5/16"
3206	3/16"	3212	3/8"
3207	7/32"		
1/2" DRIVE HEX BIT SOCKETS		1/2" DRIVE HEX BIT SOCKETS	
4216	1/2"	W010	Rail
4218	9/16"	W3	7 Clips
4220	5/8"	W4	3 Clips

5 PIECES—SCREWDRIVER SOCKET SET SET NUMBER 306



PART NUMBER	DESCRIPTION	PART NUMBER	DESCRIPTION
3266	Phillips Number 2	3262	3/8" Blade
3267	Phillips Number 3	W3	5 Clips
3268	Phillips Number 4	W008	Rail
3260	1/4" Blade		

7 PIECE—LONG LENGTH HEX BIT SOCKET SET SET NUMBER 316



PART NUMBER	DESCRIPTION	PART NUMBER	DESCRIPTION
32L04	1/8"	32L08	1/4"
32L05	5/32"	32L10	5/16"
32L06	3/16"	32L12	3/8"
32L07	7/32"	W008	Rail
W3	7 Clips		



3/8" DRIVE SETS



27 PIECES—6 PT. STANDARD & DEEP METRIC SOCKET SET SET NUMBER 377 6

PART NUMBER	DESCRIPTION	PART NUMBER	DESCRIPTION
6 PT. STANDARD METRIC SOCKETS			
30-06mm	6mm	30-13mm	13mm
30-07mm	7mm	30-14mm	14mm
30-08mm	8mm	30-15mm	15mm
30-09mm	9mm	30-16mm	16mm
30-10mm	10mm	30-17mm	17mm
30-11mm	11mm	30-18mm	18mm
30-12mm	12mm	30-19mm	19mm
6 PT. DEEP METRIC SOCKETS			
35-10mm	10mm	35-15mm	15mm
35-11mm	11mm	35-16mm	16mm
35-12mm	12mm	35-17mm	17mm
35-13mm	13mm	35-18mm	18mm
35-14mm	14mm	35-19mm	19mm
ATTACHMENTS			
3426	Ratchet	3435	Flex Handle
3405	6" Extension	W316	Metal Box



17 PIECES—6 PT. STANDARD METRIC SOCKET SET SET NUMBER 366 6

PART NUMBER	DESCRIPTION	PART NUMBER	DESCRIPTION
30-06mm	6mm	30-15mm	15mm
30-07mm	7mm	30-16mm	16mm
30-08mm	8mm	30-17mm	17mm
30-09mm	9mm	30-18mm	18mm
30-10mm	10mm	30-19mm	19mm
30-11mm	11mm	3426	Ratchet
30-12mm	12mm	3405	6" Extension
30-13mm	13mm	3435	Flex Handle
30-14mm	14mm	W409	Metal Box



14 PIECES—6 PT. STANDARD METRIC SOCKET SET SET NUMBER 367 6

PART NUMBER	DESCRIPTION	PART NUMBER	DESCRIPTION
30-06mm	6mm	30-14mm	14mm
30-07mm	7mm	30-15mm	15mm
30-08mm	8mm	30-16mm	16mm
30-09mm	9mm	30-17mm	17mm
30-10mm	10mm	3426	Ratchet
30-11mm	11mm	3403	3" Extension
30-12mm	12mm	W409	Metal Box
30-13mm	13mm		



19 PIECES—6 & 12 PT. STANDARD METRIC SOCKET SET SET NUMBER 364 6 12

PART NUMBER	DESCRIPTION	PART NUMBER	DESCRIPTION
6 PT. STANDARD METRIC SOCKETS			
30-06mm	6mm	30-07mm	7mm
12 PT. STANDARD METRIC SOCKETS			
31-08mm	8mm	31-14mm	14mm
31-09mm	9mm	31-15mm	15mm
31-10mm	10mm	31-16mm	16mm
31-11mm	11mm	31-17mm	17mm
31-12mm	12mm	31-18mm	18mm
31-13mm	13mm	31-19mm	19mm
ATTACHMENTS			
3426	Ratchet	3435	Flex Handle
3403	3" Extension	3475	Universal
3412	12" Extension	W417	Metal Box



12 PIECES—12 PT. STANDARD METRIC SOCKET SET SET NUMBER 349 12

PART NUMBER	DESCRIPTION	PART NUMBER	DESCRIPTION
31-08mm	8mm	31-15mm	15mm
31-09mm	9mm	31-16mm	16mm
31-10mm	10mm	31-17mm	17mm
31-11mm	11mm	31-18mm	18mm
31-12mm	12mm	31-19mm	19mm
31-13mm	13mm	W110	Rail
31-14mm	14mm	W3	12 Clips



3/8" DRIVE SETS

3/8" SOCKETS, RATCHETS & ATTACHMENTS



14 PIECES—6 PT. STANDARD METRIC SOCKET SET SET NUMBER 354

6

PART NUMBER	DESCRIPTION	PART NUMBER	DESCRIPTION
30-06mm	6mm	30-14mm	14mm
30-07mm	7mm	30-15mm	15mm
30-08mm	8mm	30-16mm	16mm
30-09mm	9mm	30-17mm	17mm
30-10mm	10mm	30-18mm	18mm
30-11mm	11mm	30-19mm	19mm
30-12mm	12mm	W110	Rail
30-13mm	13mm	W3	14 Clips



14 PIECES—6 PT. DEEP METRIC SOCKET SET SET NUMBER 355

6

PART NUMBER	DESCRIPTION	PART NUMBER	DESCRIPTION
35-06mm	6mm	35-14mm	14mm
35-07mm	7mm	35-15mm	15mm
35-08mm	8mm	35-16mm	16mm
35-09mm	9mm	35-17mm	17mm
35-10mm	10mm	35-18mm	18mm
35-11mm	11mm	35-19mm	19mm
35-12mm	12mm	W110	Rail
35-13mm	13mm	W3	14 Clips



8 PIECES—HEX BIT METRIC SOCKET SET SET NUMBER 353

6

PART NUMBER	DESCRIPTION	PART NUMBER	DESCRIPTION
32-02mm	2mm	32-06mm	6mm
32-02.5mm	2.5mm	32-08mm	8mm
32-03mm	3mm	32-10mm	10mm
32-04mm	4mm	W108	Rail
32-05mm	5mm	W3	8 Clips



9 PIECES—3/8" & 1/2" DRIVE HEX BIT METRIC SOCKET SET SET NUMBER 360

6

PART NUMBER	DESCRIPTION	PART NUMBER	DESCRIPTION
32-04mm	4mm	42-12mm	12mm
32-05mm	5mm	42-14mm	14mm
32-06mm	6mm	42-17mm	17mm
32-07mm	7mm	W110	Rail
32-08mm	8mm	W3	6 Clips
32-10mm	10mm	W4	3 Clips

3/8" DRIVE CROWFOOT WRENCH SETS



WRIGHT



10 PIECES—CROWFOOT WRENCH SET SET NUMBER E700



PART NUMBER	DESCRIPTION	PART NUMBER	DESCRIPTION
E1012	3/8"	E1024	3/4"
E1014	7/16"	E1026	13/16"
E1016	1/2"	E1028	7/8"
E1018	9/16"	E1032	1"
E1020	5/8"	W010	Rail
E1022	11/16"	W3	10 Clips

Made in Taiwan.



10 PIECES—METRIC CROWFOOT WRENCH SET SET NUMBER M701



PART NUMBER	DESCRIPTION	PART NUMBER	DESCRIPTION
M1010	10mm	M1016	16mm
M1011	11mm	M1017	17mm
M1012	12mm	M1018	18mm
M1013	13mm	M1019	19mm
M1014	14mm	W110	Rail
M1015	15mm	W3	10 Clips

Made in Taiwan.



8 PIECES—FLARE NUT 1/2 PT. CROWFOOT WRENCH SET SET NUMBER 702

12

PART NUMBER	DESCRIPTION	PART NUMBER	DESCRIPTION
1060	5/8"	1070	15/16"
1062	11/16"	1072	1"
1064	3/4"	1074	1-1/16"
1066	13/16"	W010	Rail
1068	7/8"	W3	8 Clips



3/8" SOCKETS, RATCHETS & ATTACHMENTS

3/8" DRIVE SOCKET SETS & IMPACT & POWER SOCKET SETS



5 PIECE—LONG LENGTH METRIC HEX BIT SOCKET SET SET NUMBER 361

PART NUMBER	DESCRIPTION	PART NUMBER	DESCRIPTION
32L-04mm	4mm	32L10mm	10mm
32L-05mm	5mm	WT108	Rail
32L-06mm	6mm	W3	5 Clips
32L-08mm	8mm		



8 PIECES—6 PT. STANDARD IMPACT SOCKET SET SET NUMBER 313



PART NUMBER	DESCRIPTION	PART NUMBER	DESCRIPTION
3810	5/16"	3820	5/8"
3812	3/8"	3822	11/16"
3814	7/16"	3824	3/4"
3816	1/2"	W008	Rail
3818	9/16"	W3	8 Clips



8 PIECES—6 PT. DEEP IMPACT SOCKET SET SET NUMBER 314



PART NUMBER	DESCRIPTION	PART NUMBER	DESCRIPTION
3910	5/16"	3920	5/8"
3912	3/8"	3922	11/16"
3914	7/16"	3924	3/4"
3916	1/2"	W008	Rail
3918	9/16"	W3	8 Clips



7 PIECES—IMPACT HEX-BIT SOCKET SET SET NUMBER 362

PART NUMBER	DESCRIPTION	PART NUMBER	DESCRIPTION
32B04	1/8"	32B10	5/16"
32B05	5/32"	32B12	3/8"
32B06	3/16"	W008	Rail
32B07	7/32"	W3	7 Clips
32B08	1/4"		



7 PIECES—6 PT. DEEP UNIVERSAL POWER SOCKET SET SET NUMBER 333



PART NUMBER	DESCRIPTION	PART NUMBER	DESCRIPTION
3952	3/8"	3962	11/16"
3954	7/16"	3964	3/4"
3956	1/2"	W008	Rail
3958	9/16"	W3	7 Clips
3960	5/8"		

Guarantee does not apply.



7 PIECES—6 PT. STANDARD UNIVERSAL POWER SOCKET SET SET NUMBER 332



PART NUMBER	DESCRIPTION	PART NUMBER	DESCRIPTION
3852	3/8"	3862	11/16"
3854	7/16"	3864	3/4"
3856	1/2"	W008	Rail
3858	9/16"	W3	7 Clips
3860	5/8"		

Guarantee does not apply.



3/8" DRIVE IMPACT & POWER SOCKET SETS



12 PIECES—6 PT. STANDARD IMPACT METRIC SOCKET SET SET NUMBER 356

PART NUMBER	DESCRIPTION	PART NUMBER	DESCRIPTION
38-08mm	8mm	38-15mm	15mm
38-09mm	9mm	38-16mm	16mm
38-10mm	10mm	38-17mm	17mm
38-11mm	11mm	38-18mm	18mm
38-12mm	12mm	38-19mm	19mm
38-13mm	13mm	W110	Rail
38-14mm	14mm	W3	12 Clips



9 PIECES—METRIC IMPACT HEX-BIT SOCKET SET SET NUMBER 363

PART NUMBER	DESCRIPTION	PART NUMBER	DESCRIPTION
32B-02mm	2mm	32B-07mm	7mm
32B-02.5mm	2.5mm	32B-08mm	8mm
32B-03mm	3mm	32B-10mm	10mm
32B-04mm	4mm	W108	Rail
32B-05mm	5mm	W3	9 Clips
32B-06mm	6mm		



10 PIECES—6 PT. DEEP IMPACT METRIC UNIVERSAL POWER SOCKET SET SET NUMBER 352

PART NUMBER	DESCRIPTION	PART NUMBER	DESCRIPTION
39-50mm	10mm	39-56mm	16mm
39-51mm	11mm	39-57mm	17mm
39-52mm	12mm	39-58mm	18mm
39-53mm	13mm	39-59mm	19mm
39-54mm	14mm	W113	Rail
39-55mm	15mm	W3	10 Clips

Guarantee does not apply.



12 PIECES—6 PT. DEEP IMPACT METRIC SOCKET SET SET NUMBER 357

PART NUMBER	DESCRIPTION	PART NUMBER	DESCRIPTION
39-08mm	8mm	39-15mm	15mm
39-09mm	9mm	39-16mm	16mm
39-10mm	10mm	39-17mm	17mm
39-11mm	11mm	39-18mm	18mm
39-12mm	12mm	39-19mm	19mm
39-13mm	13mm	W110	Rail
39-14mm	14mm	W3	12 Clips



14 PIECES—6 PT. STANDARD IMPACT METRIC SOCKET SET SET NUMBER 359

PART NUMBER	DESCRIPTION	PART NUMBER	DESCRIPTION
38-06mm	6mm	38-14mm	14mm
38-07mm	7mm	38-15mm	15mm
38-08mm	8mm	38-16mm	16mm
38-09mm	9mm	38-17mm	17mm
38-10mm	10mm	38-18mm	18mm
38-11mm	11mm	38-19mm	19mm
38-12mm	12mm	W113	Rail
38-13mm	13mm	W3	14 Clips



14 PIECES—6 PT. DEEP IMPACT METRIC SOCKET SET SET NUMBER 358

PART NUMBER	DESCRIPTION	PART NUMBER	DESCRIPTION
39-06mm	6mm	39-14mm	14mm
39-07mm	7mm	39-15mm	15mm
39-08mm	8mm	39-16mm	16mm
39-09mm	9mm	39-17mm	17mm
39-10mm	10mm	39-18mm	18mm
39-11mm	11mm	39-19mm	19mm
39-12mm	12mm	W113	Rail
39-13mm	13mm	W3	14 Clips



5 PIECES—6 PT. STANDARD METRIC UNIVERSAL POWER SOCKET SET SET NUMBER 351

PART NUMBER	DESCRIPTION	PART NUMBER	DESCRIPTION
38-50mm	10mm	38-55mm	15mm
38-52mm	12mm	W108	Rail
38-53mm	13mm	W3	5 Clips
38-54mm	14mm		

Guarantee does not apply.



3/8" DRIVE RATCHETS & RENEWAL KITS



3/8" SOCKETS, RATCHETS & ATTACHMENTS

3/8" SOCKETS, RATCHETS & ATTACHMENTS

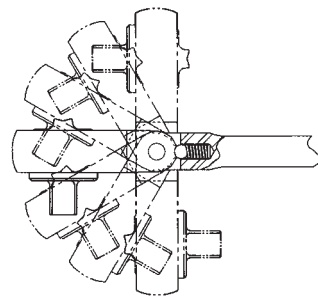


ROUND HEAD RATCHETS

Our standard round head handles have 41 precision machined teeth. The double pawl kits used in all handles (Comfort Grip—Nitrile and Contour design steel) gives exceptionally long life. Allowing the 41 teeth to operate as an 82 tooth action and a 4-1/2° arc swing, while retaining the longer wearing characteristics of 41 teeth.

PART NUMBER	DESCRIPTION	OVERALL LENGTH	SWING ARC	NUMBER OF TEETH	HEAD DIAMETER	RENEWAL KIT NUMBER
3400	Nitrile Comfort Grip—Double Pawl	7-1/32"	1-1/4"	41	1-1/4"	3491
3425	Long Contour Handle—Double Pawl	10"	1-3/4"	41	1-1/4"	3491
3426	Knurled Grip—Double Pawl	7"	1-1/4"	41	1-1/4"	3491
3427	Knurled Grip, Flex Head—Double Pawl	9-11/16"	1-1/2"	41	1-1/4"	3491
3428	Nitrile Comfort Grip, Flex Head—Double Pawl	10-3/4"	1-3/4"	41	1-1/4"	3491
3429	Nitrile Comfort Grip, Bent Flex Head Ergonomic Double Offset—Double Pawl	10-3/4"	1-3/4"	41	1-1/4"	3491
3430	Compact—Palm Size—Single Pawl. Contour Handle	5-1/4"	1"	45	1-1/32"	3432
3433	Knurled Handle, Raised Cap, Lineman's 7" Ratchet—Double Pawl		1-1/4"	41	1-1/4"	3434
3440	Compact—Palm Size Flex Head—Single Pawl Contour Handle	5-3/4"	1"	45	1-1/32"	3432
3490	Contour Handle—Double Pawl	7-1/32"	1-1/4"	41	1-1/4"	3491
33426	Black Knurled Grip—Double Pawl	7"	1-1/4"	41	1-1/4"	33491

Double Pawl allows 41 teeth to operate with 82 tooth action and a 4-1/2° arc swing. Wright Tool gives you several handle and head styles to fit the toughest job application. Drop forged from 4140 chrome moly steel, our smallest ratchet, at 4-3/4" to our longest at 11", we have a ratchet to fit your needs. Meets or exceeds ASME B107.110.



Seven Place Indexing Flex Head
3427, 3428, 3429, 3440




PEAR SHAPED RATCHETS

One-piece drop forging—two moving parts, contour handle, built-in spinner. Our pear-shaped ratchet is a compact open-head design with contour steel handle. The heavy 30 tooth knurl acts as a spinner, and is easily cleanable in high dirt situations. The unique design also allows for special application.

PART NUMBER	DESCRIPTION	OVERALL LENGTH	SWING ARC	NUMBER OF TEETH	HEAD DIAMETER	RENEWAL KIT NUMBER
3480	Pear-Shaped Open Head—Single Pawl	7-7/8"	2-1/4"	30	1-1/8"	3481
3482	Pear-Shaped Open Head Combination 3/8" and 1/4" Drives [crew chief ratchet]	7-7/8"	2-1/4"	30	1-1/8"	3483

Meets or exceeds ASME B107.110.



RENEWAL KITS

Simple one-piece construction. Makes cleaning or repair simple.

PART NUMBER	DESCRIPTION
33491	For 33426
3432	For 3430, 3440 Ratchets
3481	For 3480 Ratchet
3483	For 3482 Ratchet
3491	For 3400, 3425, 3426, 3427, 3428, 3429, 3490, Ratchets [Double Pawl]
3434	For 3433

Note: When cleaning your ratchet lubricate with light oil only.



3/8" DRIVE HANDLES & ATTACHMENTS



RATCHET SPINNER

One piece. Easy to use.

PART NUMBER	OVERALL DESCRIPTION
3431	For use on 3/8" Sockets, 1-1/4" Length

Meets or exceeds ASME B107.110.



3435

FLEX HANDLES

Steel pin and tension washer construction for extra strength. No binding or locked joints.



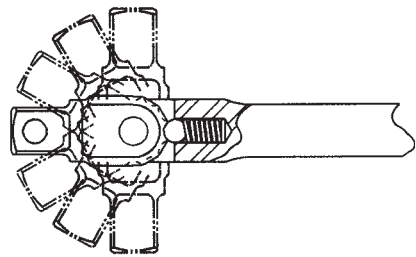
3438

PART NUMBER	OVERALL DESCRIPTION	LENGTH
3435	Knurled Steel Handle	8-15/32"
3438	Nitrile Handle	9-11/16"
3439	Contour Handle	10-3/4"

Meets or exceeds ASME B107.110.



3439



Seven Place Indexing Flex Head



EXTENSIONS

PART NUMBER	OVERALL DESCRIPTION
3402	1-1/2"
3403	3"
3405	6"
3408	8"
3412	12"
3424	24"
3422	34" Extra Long

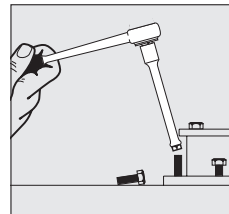
Meets or exceeds ASME B107.110.



WOBBLE EXTENSIONS, 16°

PART NUMBER	OVERALL DESCRIPTION
3409	1-1/2"
3410	3"
3411	7"

Meets or exceeds ASME B107.110.



SLIDING T

Head held in place by friction ball—allows easy movement to ends of bar with no overhang. Works in tighter places.

PART NUMBER	OVERALL DESCRIPTION
3443	Sliding T—7"

Meets or exceeds ASME B107.110.



SPEEDER

PART NUMBER	DESCRIPTION
3445L	Speeder 16-1/2" long

Meets or exceeds ASME B107.110.



3/8" DRIVE HANDLES & ATTACHMENTS



ADAPTORS



Permits interchange of handles, sockets, and drive tools from one size to another. Not replaced if square ends are twisted off.

PART NUMBER	DESCRIPTION	LENGTH
3452	3/8" F x 1/4" M	1-1/16"
3454	3/8" F x 1/2" M	1-3/8"

Meets or exceeds ASME B107.110. Guarantee does not apply.

LOCKING ADAPTOR



PART NUMBER	DESCRIPTION
3413	Set screw—locking adaptor 3/8" F x 3/8" M, 2-1/16" long

Meets or exceeds ASME B107.110.

UNIVERSAL

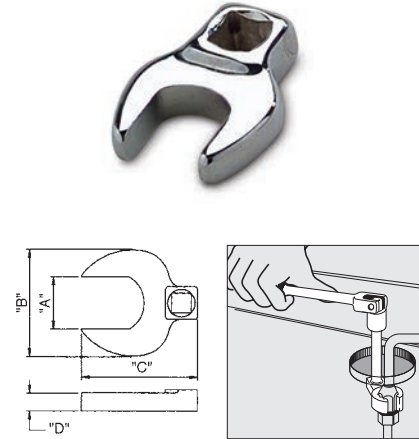


Built-in spring tension for easy application to the nut. No binding or locked joints. No sharp corners.

PART NUMBER	DESCRIPTION
3475	Universal

Meets or exceeds ASME B107.110.

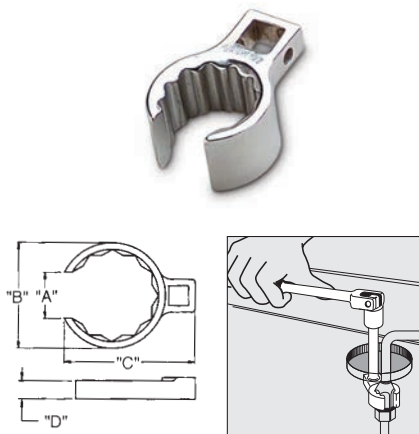
METRIC CROWFOOT WRENCHES, OPEN END



PART NUMBER	A NOM. SIZE	B	C	D
10-10mm	10mm	19.84	30.16	5.16
10-11mm	11mm	22.23	32.15	5.16
10-12mm	12mm	24.60	34.93	6.35
10-13mm	13mm	24.60	34.93	6.35
10-14mm	14mm	29.37	34.13	6.35
10-15mm	15mm	29.37	38.89	7.14
10-16mm	16mm	31.75	41.28	8.33
10-17mm	17mm	35.32	42.86	8.33
10-19mm	19mm	39.69	45.24	8.73

Meets or exceeds ASME B107.100.

CROWFOOT WRENCHES—FLARE NUT 12 PT.



PART NUMBER	NOM. SIZE	A WIDTH OF SLOT	B DIAMETER OF HEAD	C LENGTH	D WIDTH OF HEAD
1060	5/8"	15/32"	15/16"	47/64"	11/16"
1062	11/16"	17/32"	1-1/32"	25/32"	11/16"
1064	3/4"	9/16"	1-1/8"	53/64"	23/32"
1066	13/16"	5/8"	1-13/64"	7/8"	23/32"
1068	7/8"	11/16"	1-19/64"	15/16"	3/4"
1070	15/16"	25/32"	1-3/8"	15/16"	3/4"
1072	1"	3/4"	1-29/64"	1-1/64"	25/32"
1074	1-1/16"	25/32"	1-17/32"	1-3/64"	25/32"

Meets or exceeds ASME B107.100.



3/8" DRIVE HANDLES & ATTACHMENTS



IMPACT UNIVERSAL JOINT

PART NUMBER	DESCRIPTION	OVERALL LENGTH
3800	Universal [Pin Lock]	2-7/16" [Pin Lock]

Meets or exceeds ASME B107.110.



IMPACT ADAPTOR

PART NUMBER	DESCRIPTION	LENGTH
3899	3/8" F x 1/2" M	1-3/8"

Meets or exceeds ASME B107.110. Guarantee does not apply.



IMPACT EXTENSIONS

PART NUMBER	DESCRIPTION
3903	3" Extension [Ball]
3906	6" Extension [Ball]
3908	12" Extension [Ball]

Meets or exceeds ASME B107.110.

3/8" SOCKETS, RATCHETS & ATTACHMENTS

3/8" DRIVE SOCKETS



WRIGHT

3/8" SOCKETS, RATCHETS & ATTACHMENTS



6 PT. STANDARD SOCKETS

6

PART NUMBER	NOM. SIZE	SHAPE	L	DS	DD	BD
3008	1/4"	I	15/16"	7/16"	21/32"	1/8"
3010	5/16"	I	15/16"	15/32"	21/32"	9/64"
3012	3/8"	I	15/16"	37/64"	21/32"	5/32"
3014	7/16"	II	15/16"	41/64"	41/64"	7/32"
3016	1/2"	II	1"	23/32"	23/32"	17/64"
3018	9/16"	II	1"	49/64"	49/64"	21/64"
3020	5/8"	II	1"	55/64"	55/64"	3/8"
3022	11/16"	II	1"	15/16"	15/16"	3/8"
3024	3/4"	II	1-1/8"	1"	1"	7/16"
3026	13/16"	II	1-1/8"	1-5/64"	1-5/64"	1/2"
3028	7/8"	II	1-9/32"	1-9/64"	1-9/64"	11/16"
3030	15/16"	II	1-3/8"	1-1/4"	1-1/4"	47/64"
3032	1"	II	1-3/8"	1-5/16"	1-5/16"	23/32"

Meets or exceeds ASME B107.110.



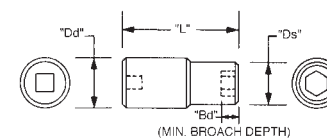
6 PT. STANDARD METRIC SOCKETS

6

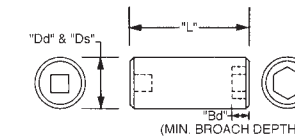
PART NUMBER	NOM. SIZE	SHAPE	L	DS	DD	BD
30-06mm	6mm	I	24.13	10.16	15.88	3.96
30-07mm	7mm	I	24.13	10.98	15.88	3.96
30-08mm	8mm	I	24.13	12.17	15.88	5.16
30-09mm	9mm	I	25.13	13.46	15.88	5.56
30-10mm	10mm	II	24.13	15.11	15.11	5.94
30-11mm	11mm	II	24.13	15.88	15.88	7.14
30-12mm	12mm	II	24.13	17.48	17.48	7.95
30-13mm	13mm	II	24.13	18.29	18.29	7.95
30-14mm	14mm	II	24.13	19.43	19.43	9.93
30-15mm	15mm	II	24.13	20.57	20.57	9.93
30-16mm	16mm	II	25.40	22.23	22.23	10.31
30-17mm	17mm	II	25.40	23.37	23.37	9.93
30-18mm	18mm	II	25.40	24.61	24.61	10.31
30-19mm	19mm	II	25.40	25.40	25.40	11.91

Meets or exceeds ASME B107.110.

REFERENCE DIAGRAMS



SHAPE I



SHAPE II



3/8" DRIVE SOCKETS



6 PT. DEEP SOCKETS



PART NUMBER	NOM. SIZE	SHAPE	L	DS	DD	BD
3508	1/4"	I	2-7/32"	13/32"	5/8"	5/32"
3510	5/16"	I	2-7/32"	15/32"	5/8"	5/32"
3512	3/8"	I	2-1/2"	9/16"	21/32"	5/32"
3514	7/16"	II	2-1/2"	41/64"	41/64"	7/32"
3516	1/2"	II	2-1/2"	23/32"	23/32"	17/64"
3518	9/16"	II	2-1/2"	51/64"	51/64"	11/32"
3520	5/8"	II	2-1/2"	7/8"	7/8"	3/8"
3522	11/16"	II	2-1/2"	61/64"	61/64"	3/8"
3524	3/4"	II	2-3/4"	1"	1"	1-23/32"
3526	13/16"	II	2-3/4"	1-1/16"	1-1/16"	1-61/64"
3528	7/8"	II	2-7/8"	1-9/64"	1-9/64"	2-1/4"
3530	15/16"	II	3-3/64"	1-1/4"	1-1/4"	2-13/32"
3532	1"	II	3-3/64"	1-5/16"	1-5/16"	2-3/8"

Meets or exceeds ASME B107.110. Refer to reference diagrams on page 170.



6 PT. DEEP METRIC SOCKETS



PART NUMBER	NOM. SIZE	SHAPE	L	DS	DD	BD
35-06mm	6mm	I	53.98	10.29	16.51	3.96
35-07mm	7mm	I	53.98	11.05	16.51	3.96
35-08mm	8mm	I	53.98	11.94	16.51	4.78
35-09mm	9mm	I	53.98	12.95	16.51	5.94
35-10mm	10mm	I	53.98	14.73	16.51	5.94
35-11mm	11mm	II	53.98	16.51	16.51	7.14
35-12mm	12mm	II	53.98	17.78	17.78	7.95
35-13mm	13mm	II	53.98	18.42	18.42	7.95
35-14mm	14mm	II	54.36	19.94	19.94	9.93
35-15mm	15mm	II	69.85	21.97	21.97	9.93
35-16mm	16mm	II	69.85	22.10	22.10	9.93
35-17mm	17mm	II	69.85	23.75	23.75	9.93
35-18mm	18mm	II	69.85	24.31	24.31	48.43
35-19mm	19mm	II	69.85	25.53	25.53	48.86

Meets or exceeds ASME B107.110. Refer to reference diagrams on page 170.



6 PT. SPARK PLUG HOLDING SOCKETS



PART NUMBER	NOM. SIZE	SHAPE	L	DS	DD	BD
3588	18mm Spark Plug Holding	I	2-1/2"	31/32"	3/4" Hex	1-1/2"
3590	5/8" Spark Plug Holding	I	2-1/2"	7/8"	3/4" Hex	1-15/32"
3596	13/16" Spark Plug Holding	I	2-5/8"	1-1/16"	7/8" Hex	1-21/32"

Meets or exceeds ASME B107.110. Refer to reference diagrams on page 170.



8 PT. STANDARD SOCKETS



PART NUMBER	NOM. SIZE	SHAPE	L	DS	DD	BD
3308	1/4"	I	1-5/64"	15/32"	5/8"	1/8"
3310	5/16"	I	1-5/64"	9/16"	5/8"	9/64"
3312	3/8"	II	1-5/64"	5/8"	5/8"	5/32"
3314	7/16"	II	1-5/64"	3/4"	3/4"	7/32"
3316	1/2"	II	1-5/64"	13/16"	13/16"	17/64"
3318	9/16"	II	1-5/64"	15/16"	15/16"	21/64"
3320	5/8"	II	1-5/64"	1-1/16"	1-1/16"	3/8"
3322	11/16"	II	1-5/64"	1-9/64"	1-9/64"	15/32"
3324	3/4"	II	1-5/64"	1-13/64"	1-13/64"	17/32"
3326	13/16"	II	1-7/32"	1-19/64"	1-19/64"	35/64"
3328	7/8"	II	1-5/16"	1-3/8"	1-3/8"	39/64"

Meets or exceeds ASME B107.110. Refer to reference diagrams on page 170.



3/8" DRIVE SOCKETS



12 PT. STANDARD SOCKETS



PART NUMBER	NOM. SIZE	SHAPE	L	DS	DD	BD
3108	1/4"	I	15/16"	13/32"	5/8"	1/8"
3110	5/16"	I	15/16"	15/32"	21/32"	9/64"
3112	3/8"	I	15/16"	37/64"	21/32"	5/32"
3114	7/16"	II	15/16"	41/64"	41/64"	7/32"
3116	1/2"	II	1"	23/32"	23/32"	17/64"
3118	9/16"	II	1"	49/64"	49/64"	21/64"
3120	5/8"	II	1"	55/64"	55/64"	3/8"
3122	11/16"	II	1"	15/16"	15/16"	3/8"
3124	3/4"	II	1-1/8"	1"	1"	7/16"
3126	13/16"	II	1-1/8"	1-5/64"	1-5/64"	29/64"
3128	7/8"	II	1-9/32"	1-9/64"	1-9/64"	11/16"
3130	15/16"	II	1-3/8"	1-1/4"	1-1/4"	47/64"
3132	1"	II	1-3/8"	1-5/16"	1-5/16"	23/32"

Meets or exceeds ASME B107.110.



12 PT. STANDARD METRIC SOCKETS



PART NUMBER	NOM. SIZE	SHAPE	L	DS	DD	BD
31-08mm	8mm	I	24.13	12.17	15.88	3.96
31-09mm	9mm	I	24.13	13.46	15.88	4.37
31-10mm	10mm	II	24.13	15.11	15.11	4.78
31-11mm	11mm	II	24.13	15.88	15.88	5.94
31-12mm	12mm	II	24.13	17.48	17.48	6.35
31-13mm	13mm	II	24.13	18.29	18.29	7.95
31-14mm	14mm	II	24.13	19.43	19.43	9.93
31-15mm	15mm	II	24.13	20.57	20.57	9.93
31-16mm	16mm	II	25.40	22.23	22.23	10.31
31-17mm	17mm	II	25.40	23.37	23.37	9.93
31-18mm	18mm	II	25.40	24.61	24.61	10.31
31-19mm	19mm	II	25.40	25.40	25.40	11.89
31-20mm	20mm	II	31.75	27.38	27.38	16.78
31-21mm	21mm	II	31.75	27.78	27.78	16.45
31-22mm	22mm	II	33.35	29.36	29.36	17.71

Meets or exceeds ASME B107.110.



12 PT. DEEP SOCKETS



PART NUMBER	NOM. SIZE	SHAPE	L	DS	DD	BD
3612	3/8"	I	2-1/2"	35/64"	21/32"	5/32"
3614	7/16"	II	2-1/2"	41/64"	41/64"	7/32"
3616	1/2"	II	2-1/2"	23/32"	23/32"	17/64"
3618	9/16"	II	2-1/2"	49/64"	49/64"	21/64"
3620	5/8"	II	2-1/2"	55/64"	55/64"	3/8"
3622	11/16"	II	2-1/2"	15/16"	15/16"	3/8"
3624	3/4"	II	2-3/4"	1"	1"	1-59/64"
3626	13/16"	II	2-3/4"	1-1/16"	1-1/16"	1-61/64"
3628	7/8"	II	2-7/8"	1-9/64"	1-9/64"	2-1/4"
3630	15/16"	II	3-3/64"	1-1/4"	1-1/4"	2-13/32"
3632	1"	II	3-3/64"	1-5/16"	1-5/16"	2-3/8"

Meets or exceeds ASME B107.110. Refer to reference diagrams on page 170.



12 PT. DEEP METRIC SOCKETS



PART NUMBER	NOM. SIZE	SHAPE	L	DS	DD	BD
36-09mm	9mm	I	63.50	13.46	15.88	4.37
36-10mm	10mm	I	63.50	15.11	15.88	4.78
36-11mm	11mm	II	63.50	15.88	15.88	5.56
36-12mm	12mm	II	63.50	17.48	17.48	5.94
36-13mm	13mm	II	63.50	18.29	18.29	6.76
36-14mm	14mm	II	63.50	19.43	19.43	8.33
36-15mm	15mm	II	63.50	20.57	20.57	8.33
36-17mm	17mm	II	63.50	23.37	23.37	9.53
36-19mm	19mm	II	63.50	25.40	25.40	11.13

Meets or exceeds ASME B107.110. Refer to reference diagrams on page 170.



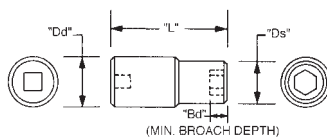
12 PT. FLEX SOCKETS



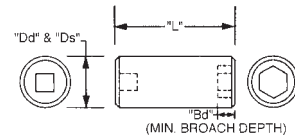
PART NUMBER	NOM. SIZE	SHAPE	L	DS	DD	BD
3712	3/8"	III	1-23/32"	9/16"	3/4"	5/16"
3714	7/16"	III	1-23/32"	5/8"	3/4"	5/16"
3716	1/2"	III	1-3/4"	3/4"	3/4"	11/32"
3718	9/16"	III	1-3/4"	3/4"	3/4"	11/32"
3720	5/8"	III	1-27/32"	7/8"	3/4"	7/16"
3722	11/16"	III	1-29/32"	15/16"	3/4"	7/16"
3724	3/4"	III	1-31/32"	1"	3/4"	1/2"

Meets or exceeds ASME B107.110. Refer to reference diagrams on page 170.

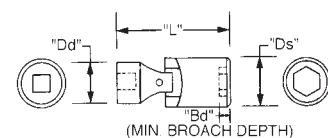
REFERENCE DIAGRAMMS



SHAPE I



SHAPE II



SHAPE III



3/8" DRIVE BLACK INDUSTRIAL FINISH SOCKETS



6 PT. STANDARD SOCKETS

6

Black Industrial Finish

PART NUMBER	NOM. SIZE	SHAPE	L	DS	DD	BD
33008	1/4"	I	15/16"	7/16"	21/32"	1/8"
33010	5/16"	I	15/16"	15/32"	21/32"	9/64"
33012	3/8"	I	15/16"	37/64"	21/32"	5/32"
33014	7/16"	II	15/16"	41/64"	41/64"	7/32"
33016	1/2"	II	1"	23/32"	23/32"	17/64"
33018	9/16"	II	1"	49/64"	49/64"	21/64"
33020	5/8"	II	1"	55/64"	55/64"	3/8"
33022	11/16"	II	1"	15/16"	15/16"	3/8"
33024	3/4"	II	1-1/8"	1"	1"	7/16"
33026	13/16"	II	1-1/8"	1-5/64"	1-5/64"	1/2"
33028	7/8"	II	1-9/32"	1-9/64"	1-9/64"	11/16"
33030	15/16"	II	1-3/8"	1-1/4"	1-1/4"	47/64"
33032	1"	II	1-3/8"	1-5/16"	1-5/16"	23/32"

For hand use only. Meets or exceeds ASME B107.110.



12 PT. STANDARD SOCKETS

12

Black Industrial Finish

PART NUMBER	NOM. SIZE	SHAPE	L	DS	DD	BD
33108	1/4"	I	15/16"	13/32"	5/8"	1/8"
33110	5/16"	I	15/16"	15/32"	21/32"	9/64"
33112	3/8"	I	15/16"	37/64"	21/32"	5/32"
33114	7/16"	II	15/16"	41/64"	41/64"	7/32"
33116	1/2"	II	1"	23/32"	23/32"	17/64"
33118	9/16"	II	1"	49/64"	49/64"	21/64"
33120	5/8"	II	1"	55/64"	55/64"	3/8"
33122	11/16"	II	1"	15/16"	15/16"	3/8"
33124	3/4"	II	1-1/8"	1"	1"	7/16"
33126	13/16"	II	1-1/8"	1-5/64"	1-5/64"	29/64"
33128	7/8"	II	1-9/32"	1-9/64"	1-9/64"	11/16"
33130	15/16"	II	1-3/8"	1-1/4"	1-1/4"	47/64"
33132	1"	II	1-3/8"	1-5/16"	1-5/16"	23/32"

For hand use only. Meets or exceeds ASME B107.110.



6 PT. DEEP SOCKETS

6

Black Industrial Finish

PART NUMBER	NOM. SIZE	SHAPE	L	DS	DD	BD
33508	1/4"	I	2-7/32"	13/32"	5/8"	5/32"
33510	5/16"	I	2-7/32"	15/32"	5/8"	5/32"
33512	3/8"	I	2-1/2"	35/64"	21/32"	5/32"
33514	7/16"	II	2-1/2"	41/64"	41/64"	7/32"
33516	1/2"	II	2-1/2"	23/32"	23/32"	17/64"
33518	9/16"	II	2-1/2"	49/64"	49/64"	11/32"
33520	5/8"	II	2-1/2"	55/64"	55/64"	3/8"
33522	11/16"	II	2-1/2"	15/16"	15/16"	3/8"
33524	3/4"	II	2-1/2"	1"	1"	1-23/32"
33526	13/16"	II	2-9/16"	1-1/16"	1-1/16"	1-61/64"
33528	7/8"	II	2-7/8"	1-9/64"	1-9/64"	2-1/4"
33530	15/16"	II	3-3/64"	1-1/4"	1-1/4"	2-13/32"
33532	1"	II	3-3/64"	1-5/16"	1-5/16"	2-3/8"

For hand use only. Meets or exceeds ASME B107.110.



12 PT. DEEP SOCKETS

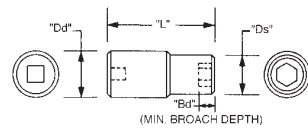
12

Black Industrial Finish

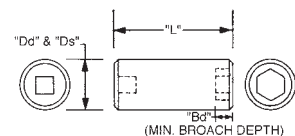
PART NUMBER	NOM. SIZE	SHAPE	L	DS	DD	BD
33612	3/8"	I	2-1/2"	35/64"	21/32"	5/32"
33614	7/16"	II	2-1/2"	41/64"	41/64"	7/32"
33616	1/2"	II	2-1/2"	23/32"	23/32"	17/64"
33618	9/16"	II	2-1/2"	49/64"	49/64"	21/64"
33620	5/8"	II	2-1/2"	55/64"	55/64"	3/8"
33622	11/16"	II	2-1/2"	15/16"	15/16"	3/8"
33624	3/4"	II	2-1/2"	1"	1"	1-59/64"
33626	13/16"	II	2-9/16"	1-1/16"	1-1/16"	1-61/64"
33628	7/8"	II	2-7/8"	1-9/64"	1-9/64"	2-1/4"

For hand use only. Meets or exceeds ASME B107.110.

REFERENCE DIAGRAMS

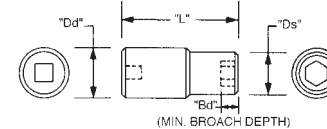


SHAPE I

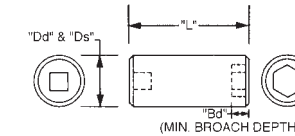


SHAPE II

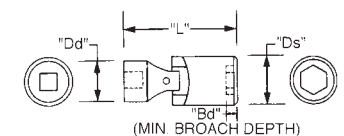
REFERENCE DIAGRAMS



SHAPE I



SHAPE II



SHAPE III



3/8" DRIVE IMPACT SOCKETS



6 PT. STANDARD IMPACT SOCKETS



PART NUMBER	NOM. SIZE	SHAPE	L	DS	DD	BD
3810	5/16"	I	1-1/16"	33/64"	3/4"	7/64"
3812	3/8"	I	1-1/16"	39/64"	3/4"	5/32"
3814	7/16"	I	1-1/16"	11/16"	3/4"	7/32"
3816	1/2"	II	1-3/32"	3/4"	3/4"	13/64"
3818	9/16"	II	1-1/8"	55/64"	55/64"	1/4"
3820	5/8"	II	1-1/8"	15/16"	15/16"	9/32"
3822	11/16"	II	1-1/8"	63/64"	63/64"	5/16"
3824	3/4"	II	1-3/16"	1-1/32"	1-1/32"	23/64"

Meets or exceeds ASME B107.110. Refer to reference diagrams on page 173.



6 PT. STANDARD IMPACT METRIC SOCKETS



PART NUMBER	NOM. SIZE	SHAPE	L	DS	DD	BD
38-06mm	6mm	I	28.58	10.16	15.88	3.96
38-07mm	7mm	I	28.58	11.51	15.88	4.78
38-08mm	8mm	I	28.58	13.08	17.48	5.94
38-09mm	9mm	I	28.58	14.30	17.48	5.94
38-10mm	10mm	I	28.58	16.13	18.26	7.14
38-11mm	11mm	I	28.58	17.07	18.26	7.14
38-12mm	12mm	II	28.58	17.86	17.86	7.95
38-13mm	13mm	II	28.58	19.05	19.05	7.95
38-14mm	14mm	II	28.58	20.24	20.24	9.93
38-15mm	15mm	II	28.58	21.44	21.44	11.13
38-16mm	16mm	II	28.58	22.63	22.63	11.13
38-17mm	17mm	II	28.58	24.21	24.21	11.91
38-18mm	18mm	II	28.58	25.02	25.02	11.91
38-19mm	19mm	II	28.58	26.19	26.19	13.11

Meets or exceeds ASME B107.110. Refer to reference diagrams on page 173.



6 PT. DEEP IMPACT SOCKETS



PART NUMBER	NOM. SIZE	SHAPE	L	DS	DD	BD
3910	5/16"	I	2-1/4"	33/64"	3/4"	3/32"
3912	3/8"	I	2-1/4"	39/64"	3/4"	7/64"
3914	7/16"	I	2-1/4"	11/16"	3/4"	13/64"
3916	1/2"	II	2-1/4"	3/4"	3/4"	13/64"
3918	9/16"	II	2-1/4"	55/64"	55/64"	11/32"
3920	5/8"	II	2-1/4"	15/16"	15/16"	3/8"
3922	11/16"	II	2-5/16"	61/64"	61/64"	3/8"
3924	3/4"	II	2-5/16"	1-1/32"	1-1/32"	7/16"

Meets or exceeds ASME B107.110. Refer to reference diagrams on page 173.



6 PT. DEEP IMPACT METRIC SOCKETS



PART NUMBER	NOM. SIZE	SHAPE	L	DS	DD	BD
39-06mm	6mm	I	56.36	10.16	15.88	3.96
39-07mm	7mm	I	56.36	13.08	15.88	4.78
39-08mm	8mm	I	56.36	12.70	17.48	5.94
39-09mm	9mm	I	56.36	15.09	17.48	5.94
39-10mm	10mm	I	56.36	16.13	18.26	7.14
39-11mm	11mm	I	56.36	17.07	18.26	7.14
39-12mm	12mm	II	56.36	17.86	17.86	7.14
39-13mm	13mm	II	56.36	19.05	19.05	7.95
39-14mm	14mm	II	56.36	20.24	20.24	43.72
39-15mm	15mm	II	56.36	21.44	21.44	43.39
39-16mm	16mm	II	56.36	22.63	22.63	43.06
39-17mm	17mm	II	63.50	24.21	24.21	49.83
39-18mm	18mm	II	63.50	25.02	25.02	49.50
39-19mm	19mm	II	63.50	26.19	26.19	49.17

Meets or exceeds ASME B107.110. Refer to reference diagrams on page 173.



6 PT. STANDARD LENGTH UNIVERSAL POWER SOCKETS



PART NUMBER	NOM. SIZE	SHAPE	L	DS	DD	BD
3852	3/8"	III	2-1/32"	7/8"	13/16"	7/64"
3854	7/16"	III	2-1/32"	7/8"	13/16"	13/64"
3856	1/2"	III	2-5/32"	7/8"	13/16"	13/64"
3858	9/16"	III	2-5/32"	7/8"	13/16"	5/16"
3860	5/8"	III	2-9/32"	1"	13/16"	9/32"
3862	11/16"	III	2-9/32"	1"	13/16"	5/16"
3864	3/4"	III	2-9/32"	1-1/8"	13/16"	11/32"

Guarantee does not apply. Meets or exceeds ASME B107.110. Refer to reference diagrams on page 173.



6 PT. STANDARD LENGTH METRIC UNIVERSAL POWER SOCKETS



PART NUMBER	NOM. SIZE	SHAPE	L	DS	DD	BD
38-50mm	10mm	III	51.61	22.23	20.65	5.16
38-51mm	11mm	III	51.61	22.23	20.65	5.94
38-52mm	12mm	III	54.76	22.23	20.65	5.94
38-53mm	13mm	III	54.76	22.23	20.65	7.14
38-54mm	14mm	III	54.76	22.23	20.65	7.14
38-55mm	15mm	III	57.94	25.40	20.65	7.14
38-56mm	16mm	III	57.94	25.40	20.65	9.93
38-57mm	17mm	III	57.94	25.40	20.65	11.91
38-58mm	18mm	III	57.94	25.40	20.65	11.91
38-59mm	19mm	III	57.94	28.58	20.65	11.91

Guarantee does not apply. Meets or exceeds ASME B107.110. Refer to reference diagrams on page 173.



WARNING: WEAR SAFETY GOGGLES USER AND BYSTANDER



WARNING: TOOL SAFETY INFO READ PAGES 376-378



WARNING: COMFORT OR PLASTIC GRIPS DO NOT PROTECT AGAINST ELECTRIC SHOCK



WARNING: WEAR SAFETY GOGGLES USER AND BYSTANDER



WARNING: TOOL SAFETY INFO READ PAGES 376-378



WARNING: COMFORT OR PLASTIC GRIPS DO NOT PROTECT AGAINST ELECTRIC SHOCK

3/8" DRIVE UNIVERSAL POWER SOCKETS

6 PT. DEEP LENGTH UNIVERSAL POWER SOCKETS



PART NUMBER	NOM. SIZE	SHAPE	L	DS	DD	BD
3952	3/8"	III	2-31/32"	7/8"	13/16"	7/64"
3954	7/16"	III	2-31/32"	7/8"	13/16"	13/64"
3956	1/2"	III	2-31/32"	7/8"	13/16"	13/64"
3958	9/16"	III	2-31/32"	7/8"	13/16"	5/16"
3960	5/8"	III	3-1/32"	1"	13/16"	9/32"
3962	11/16"	III	3-1/32"	1"	13/16"	5/16"
3964	3/4"	III	3-1/32"	1-1/8"	13/16"	11/32"

Guarantee does not apply. Meets or exceeds ASME B107.110.

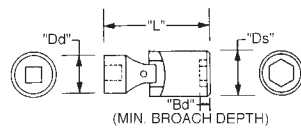
6 PT. DEEP LENGTH METRIC UNIVERSAL POWER SOCKETS



PART NUMBER	NOM. SIZE	SHAPE	L	DS	DD	BD
39-50mm	10mm	III	75.41	22.23	20.65	5.16
39-51mm	11mm	III	75.41	22.23	20.65	5.94
39-52mm	12mm	III	75.41	22.23	20.65	5.94
39-53mm	13mm	III	75.41	22.23	20.65	7.14
39-54mm	14mm	III	75.41	22.23	20.65	7.14
39-55mm	15mm	III	75.41	25.40	20.65	7.14
39-56mm	16mm	III	76.99	25.40	20.65	9.93
39-57mm	17mm	III	76.99	25.40	20.65	11.91
39-58mm	18mm	III	76.99	25.40	20.65	11.91
39-59mm	19mm	III	76.99	28.58	20.65	11.91

Guarantee does not apply. Meets or exceeds ASME B107.110.

REFERENCE DIAGRAM



SHAPE III

3/8" DRIVE HEX SOCKETS & BITS



HEX BIT SOCKETS & REPLACEMENT HEX BITS



REPLACEMENT BITS

PART NUMBER	NOM. SIZE	SHAPE	L	DS	DD	L1	REPLACEMENT BIT PART NUMBER	BIT LENGTH
3204	1/8"	III	1-7/8"	19/32"	11/16"	13/16"	3204B	1-1/4"
3205	5/32"	III	1-7/8"	19/32"	11/16"	13/16"	3205B	1-1/4"
3206	3/16"	III	1-7/8"	19/32"	11/16"	13/16"	3206B	1-1/4"
3207	7/32"	III	1-7/8"	19/32"	11/16"	13/16"	3207B	1-1/4"
3208	1/4"	III	1-7/8"	19/32"	11/16"	13/16"	3208B	1-1/4"
3210	5/16"	III	1-7/8"	19/32"	11/16"	13/16"	3210B	1-1/4"
3212	3/8"	IV	1-7/8"	3/4"	-	13/16"	3212B	1-1/4"

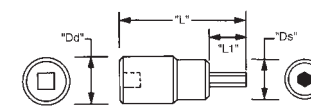
METRIC HEX BIT SOCKETS & REPLACEMENT HEX BITS



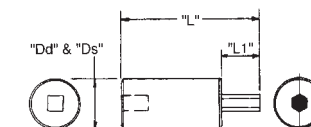
REPLACEMENT BITS

PART NUMBER	NOM. SIZE	SHAPE	L	DS	DD	L1	REPLACEMENT BIT PART NUMBER	BIT LENGTH
32-02mm	2mm	III	47.00	15.00	17.40	20.00	32M02B	31.75
32-02.5mm	2.5mm	III	47.00	15.00	17.40	20.00	32M02.5B	31.75
32-03mm	3mm	III	47.00	15.00	17.40	20.00	32M03B	31.75
32-04mm	4mm	III	47.00	15.00	17.40	20.00	32M04B	31.75
32-05mm	5mm	III	47.00	15.00	17.40	20.00	32M05B	31.75
32-06mm	6mm	III	47.00	15.00	17.40	20.00	32M06B	31.75
32-07mm	7mm	III	47.00	15.00	17.40	20.00	32M07B	31.75
32-08mm	8mm	III	47.00	15.00	17.40	20.00	32M08B	31.75
32-10mm	10mm	IV	47.00	19.00	-	20.00	32M10B	31.75

REFERENCE DIAGRAMS



SHAPE III



SHAPE IV



3/8" DRIVE LONG HEX SOCKETS & BITS



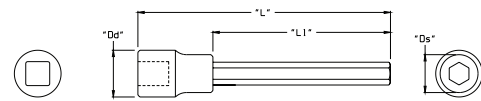
LONG HEX BIT SOCKETS & REPLACEMENT LONG HEX BITS

PART NUMBER	NOM. SIZE	SHAPE	L	DS	DD	L1	REPLACEMENT BIT PART NUMBER	BIT LENGTH
32L04	1/8"	III	6-1/8"	19/32"	11/16"	5-1/16"	32L04B	5-1/2"
32L05	5/32"	III	6-1/8"	19/32"	11/16"	5-1/16"	32L05B	5-1/2"
32L06	3/16"	III	6-1/8"	19/32"	11/16"	5-1/16"	32L06B	5-1/2"
32L07	7/32"	III	6-1/8"	19/32"	11/16"	5-1/16"	32L07B	5-1/2"
32L08	1/4"	III	6-1/8"	19/32"	11/16"	5-1/16"	32L08B	5-1/2"
32L10	5/16"	III	6-1/8"	19/32"	11/16"	5-1/16"	32L10B	5-1/2"
32L12	3/8"	IV	6-17/64"	3/4"	-	5-5/64"	32L12B	5-1/2"

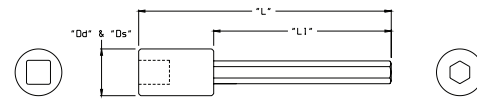
LONG METRIC HEX BIT SOCKETS & REPLACEMENT LONG HEX BITS

PART NUMBER	NOM. SIZE	SHAPE	L	DS	DD	L1	REPLACEMENT BIT PART NUMBER	BIT LENGTH
32L-04mm	4mm	III	155.45	14.94	17.48	128.27	32L-04MMB	139.70
32L-05mm	5mm	III	155.45	14.94	17.48	128.27	32L-05MMB	139.70
32L-06mm	6mm	III	155.45	14.94	17.48	128.27	32L-06MMB	139.70
32L-08mm	8mm	III	155.45	14.94	17.48	128.27	32L-08MMB	139.70
32L-10mm	10mm	IV	158.00	19.00	-	128.27	32L-10MMB	139.70

REFERENCE DIAGRAMS



SHAPE III



SHAPE IV

3/8" SOCKETS, RATCHETS & ATTACHMENTS

3/8" DRIVE IMPACT HEX SOCKETS & BITS, SCREWDRIVER SOCKETS & BITS



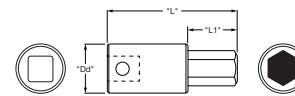
WRIGHT

3/8" SOCKETS, RATCHETS & ATTACHMENTS



IMPACT HEX BIT SOCKETS & REPLACEMENT HEX BITS

PART NUMBER	NOM. SIZE	L	DD	L1	BIT LENGTH	REPLACEMENT BIT PART NUMBER
32B04	1/8"	2"	3/4"	13/16"	1-1/4"	32B04B
32B05	5/32"	2"	3/4"	13/16"	1-1/4"	32B05B
32B06	3/16"	2"	3/4"	13/16"	1-1/4"	32B06B
32B07	7/32"	2"	3/4"	13/16"	1-1/4"	32B07B
32B08	1/4"	2"	3/4"	13/16"	1-1/4"	32B08B
32B10	5/16"	2"	3/4"	13/16"	1-1/4"	32B10B
32B12	3/8"	2"	3/4"	13/16"	1-1/4"	32B12B



METRIC IMPACT HEX BIT SOCKETS & REPLACEMENT HEX BITS

PART NUMBER	NOM. SIZE	L	DD	L1	BIT LENGTH	REPLACEMENT BIT PART NUMBER
32B-02mm	2mm	50.80	19.05	20.62	31.75	32BM02B
32B-02.5mm	2.5mm	50.80	19.05	20.62	31.75	32BM02.5B
32B-03mm	3mm	50.80	19.05	20.62	31.75	32BM03B
32B-04mm	4mm	50.80	19.05	20.62	31.75	32BM04B
32B-05mm	5mm	50.80	19.05	20.62	31.75	32BM05B
32B-06mm	6mm	50.80	19.05	20.62	31.75	32BM06B
32B-07mm	7mm	50.80	19.05	20.62	31.75	32BM07B
32B-08mm	8mm	50.80	19.05	20.62	31.75	32BM08B
32B-10mm	10mm	50.80	19.05	20.62	31.75	32BM10B

STANDARD SCREWDRIVER SOCKETS WITH BITS & REPLACEMENT BITS



REPLACEMENT BIT

PART NUMBER	NOM. SIZE	SOCKET DIA.	OVERALL LENGTH	REPLACEMENT BIT PART NUMBER	BIT LENGTH
3260	1/4"	11/16"	1-7/8"	3260B	1-1/64"
3261	5/16"	11/16"	1-7/8"	3261B	1-1/64"
3262	3/8"	11/16"	1-7/8"	3262B	1-1/64"

PHILLIPS SCREWDRIVER SOCKETS WITH BITS & REPLACEMENT BITS



REPLACEMENT BIT

PART NUMBER	NOM. SIZE	SOCKET DIA.	OVERALL LENGTH	REPLACEMENT BIT PART NUMBER	BIT LENGTH
3265	#1	11/16"	1-13/16"	3265B	1"
3266	#2	11/16"	1-13/16"	3266B	1"
3267	#3	11/16"	1-13/16"	3267B	1-1/64"
3268	#4	11/16"	2-1/16"	3268B	1-1/4"



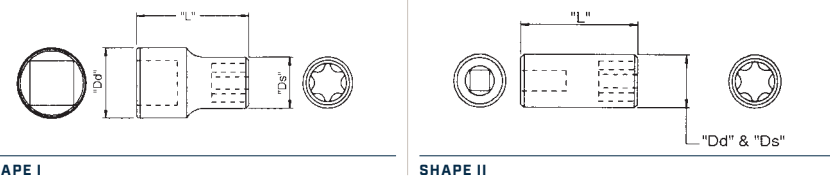
3/8" DRIVE TORX® SOCKETS & BITS

TORX® SOCKETS



PART NUMBER	DR. SQUARE SIZE	SHAPE	HEAD SIZE	L	DS	DD
9255	3/8"	I	E-10	1-1/4"	1/2"	11/16"
9256	3/8"	I	E-12	1-1/4"	5/8"	11/16"
9257	3/8"	II	E-14	1-1/4"	11/16"	11/16"
9258	3/8"	II	E-16	1-1/4"	3/4"	3/4"

REFERENCE DIAGRAMS

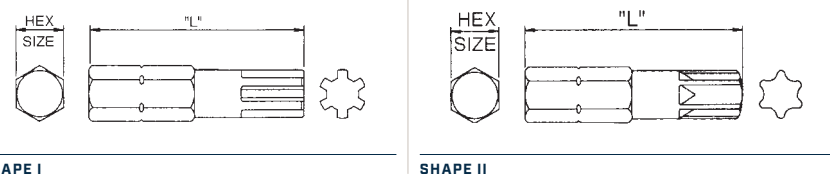


TORX® BITS



PART NUMBER	HEX SIZE	SHAPE	BIT SIZE	L
9281	5/16"	I	6mm Ribe	1-1/4"
9282	5/16"	II	T-30	1-1/4"
9283	5/16"	II	T-40	1-1/4"
9284	5/16"	II	T-45	1-1/4"
9285	5/16"	II	T-47	1-1/4"
9286	5/16"	II	T-50	1-1/4"

REFERENCE DIAGRAMS



3/8" DRIVE TORX® BITS HOLDERS & HOLDER SETS

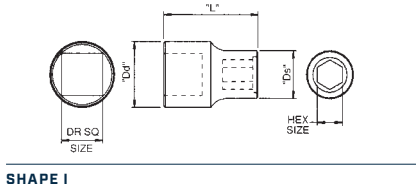


TORX® BIT HOLDERS



PART NUMBER	DR. SQUARE SIZE	SHAPE	HEAD SIZE	L	DS	DD
9290	3/8" Dr. 5/16" Hex Bit Holder	I	5/16"	1-1/4"	9/16"	11/16"
9292	3/8" Dr. 7/16" Hex Bit Holder	I	7/16"	1-1/2"	7/8"	11/16"

REFERENCE DIAGRAM



TORX® BIT HOLDER SETS



PART NUMBER	DESCRIPTION
9296	3/8" Dr. Torx® Bit Set - 7 Pieces 9281, 9282, 9283, 9284, 9285, 9286 Torx® Bits, 9290 Bit Holder

3/8" SOCKETS, RATCHETS & ATTACHMENTS

3/8" SOCKETS, RATCHETS & ATTACHMENTS



1/2" DRIVE SETS



27 PIECES—12 PT. STANDARD & DEEP SOCKET SET SET NUMBER 427

12

PART NUMBER	DESCRIPTION
12 PT. STANDARD SOCKETS	
4114	7/16"
4116	1/2"
4118	9/16"
4120	5/8"
4122	11/16"
4124	3/4"
4126	13/16"
12 PT. DEEP SOCKETS	
4616	1/2"
4618	9/16"
4620	5/8"
4622	11/16"
ATTACHMENTS	
4426	Ratchet
4405	5" Extension
4410	10" Extension
4435	Flex Handle

PART NUMBER	DESCRIPTION
12 PT. STANDARD SOCKETS	
4128	7/8"
4130	15/16"
4132	1"
4134	1-1/16"
4136	1-1/8"
4140	1-1/4"
12 PT. DEEP SOCKETS	
4624	3/4"
4626	13/16"
4628	7/8"
4630	15/16"
ATTACHMENTS	
4445	Speeder
4475	Universal
WT2100RD	Heavy-duty Box with Tray



25 PIECES—12 PT. STANDARD SOCKET SET SET NUMBER 424

12

PART NUMBER	DESCRIPTION
4112	3/8"
4114	7/16"
4116	1/2"
4118	9/16"
4119	19/32"
4120	5/8"
4121	21/32"
4122	11/16"
4124	3/4"
4125	25/32"
4126	13/16"
4128	7/8"
4130	15/16"

PART NUMBER	DESCRIPTION
4131	31/32"
4132	1"
4134	1-1/16"
4136	1-1/8"
4138	1-3/16"
4140	1-1/4"
4426	Ratchet, 10-1/2"
4402	2" Extension
4405	5" Extension
4410	10" Extension
4435	Flex Handle
4475	Universal
W418	Metal Box



24 PIECES—12 PT. STANDARD & DEEP SOCKET SET SET NUMBER 425

12

PART NUMBER	DESCRIPTION
12 PT. STANDARD SOCKETS	
4114	7/16"
4116	1/2"
4118	9/16"
4120	5/8"
4122	11/16"
4124	3/4"
4126	13/16"
12 PT. DEEP SOCKETS	
4616	1/2"
4618	9/16"
4620	5/8"
4622	11/16"
ATTACHMENTS	
4426	Ratchet
4410	10" Extension

PART NUMBER	DESCRIPTION
12 PT. STANDARD SOCKETS	
4128	7/8"
4130	15/16"
4132	1"
4134	1-1/16"
4136	1-1/8"
4140	1-1/4"
12 PT. DEEP SOCKETS	
4624	3/4"
4626	13/16"
4628	7/8"
4630	15/16"
ATTACHMENTS	
4435	Flex Handle
WT1900RD	Tool Box with Tray



18 PIECES—6 PT. STANDARD SOCKET SET SET NUMBER 423

6

PART NUMBER	DESCRIPTION
4012	3/8"
4014	7/16"
4016	1/2"
4018	9/16"
4020	5/8"
4022	11/16"
4024	3/4"
4026	13/16"
4028	7/8"
4030	15/16"

PART NUMBER	DESCRIPTION
4032	1"
4034	1-1/16"
4036	1-1/8"
4038	1-3/16"
4040	1-1/4"
4426	Ratchet, 10-1/2"
4405	5" Extension
4435	Flex Handle
W417	Metal Box



1/2" DRIVE SETS



19 PIECES—12 PT. STANDARD SOCKET SET SET NUMBER 422

12

PART NUMBER	DESCRIPTION	PART NUMBER	DESCRIPTION
4112	3/8"	4132	1"
4114	7/16"	4134	1-1/16"
4116	1/2"	4136	1-1/8"
4118	9/16"	4138	1-3/16"
4120	5/8"	4140	1-1/4"
4122	11/16"	4426	Ratchet
4124	3/4"	4405	5" Extension
4126	13/16"	4435	Flex Handle
4128	7/8"	4475	Universal
4130	15/16"	W417	Metal Box



14 PIECES—6 PT. STANDARD SOCKET SET SET NUMBER 419

6

PART NUMBER	DESCRIPTION	PART NUMBER	DESCRIPTION
4014	7/16"	4030	15/16"
4016	1/2"	4032	1"
4018	9/16"	4034	1-1/16"
4020	5/8"	4036	1-1/8"
4022	11/16"	4038	1-3/16"
4024	3/4"	4040	1-1/4"
4026	13/16"	2-W010	Rails
4028	7/8"	W4	14 Clips



15 PIECES—12 PT. STANDARD SOCKET SET SET NUMBER 417

12

PART NUMBER	DESCRIPTION	PART NUMBER	DESCRIPTION
4114	7/16"	4130	15/16"
4116	1/2"	4132	1"
4118	9/16"	4134	1-1/16"
4120	5/8"	4136	1-1/8"
4122	11/16"	4140	1-1/4"
4124	3/4"	4426	Ratchet
4126	13/16"	4405	5" Extension
4128	7/8"	W411	Metal Box



13 PIECES—8 PT. STANDARD SOCKET SET SET NUMBER 450

8

PART NUMBER	DESCRIPTION	PART NUMBER	DESCRIPTION
4314	7/16"	4330	15/16"
4316	1/2"	4332	1"
4318	9/16"	4334	1-1/16"
4320	5/8"	4336	1-1/8"
4322	11/16"	4340	1-1/4"
4324	3/4"	2-W010	Rails
4326	13/16"	W4	13 Clips
4328	7/8"		



12 PIECES—12 PT. STANDARD SOCKET SET SET NUMBER 418

12

PART NUMBER	DESCRIPTION	PART NUMBER	DESCRIPTION
4114	7/16"	4128	7/8"
4116	1/2"	4130	15/16"
4118	9/16"	4132	1"
4120	5/8"	4426	Ratchet
4122	11/16"	4405	5" Extension
4124	3/4"	W411	Metal Box
4126	13/16"		



14 PIECES—12 PT. STANDARD SOCKET SET SET NUMBER 416

12

PART NUMBER	DESCRIPTION	PART NUMBER	DESCRIPTION
4114	7/16"	4130	15/16"
4116	1/2"	4132	1"
4118	9/16"	4134	1-1/16"
4120	5/8"	4136	1-1/8"
4122	11/16"	4138	1-3/16"
4124	3/4"	4140	1-1/4"
4126	13/16"	2-W010	Rails
4128	7/8"	W4	14 Clips



1/2" DRIVE SETS



11 PIECES—12 PT. DEEP SOCKET SET SET NUMBER 402

12

PART NUMBER	DESCRIPTION	PART NUMBER	DESCRIPTION
4616	1/2"	4630	15/16"
4618	9/16"	4632	1"
4620	5/8"	4634	1-1/16"
4622	11/16"	4636	1-1/8"
4624	3/4"	W013	Rail
4626	13/16"	W4	11 Clips
4628	7/8"		



8 PIECES—12 PT. DEEP SOCKET SET SET NUMBER 409

12

PART NUMBER	DESCRIPTION	PART NUMBER	DESCRIPTION
4616	1/2"	4626	13/16"
4618	9/16"	4628	7/8"
4620	5/8"	4630	15/16"
4622	11/16"	W010	Rail
4624	3/4"	W4	8 Clips



8 PIECES—6 PT. DEEP SOCKET SET SET NUMBER 410

6

PART NUMBER	DESCRIPTION	PART NUMBER	DESCRIPTION
4516	1/2"	4526	13/16"
4518	9/16"	4528	7/8"
4520	5/8"	4530	15/16"
4522	11/16"	W010	Rail
4524	3/4"	W4	8 Clips



11 PIECES—6 PT. DEEP SOCKET SET SET NUMBER 414

6

PART NUMBER	DESCRIPTION	PART NUMBER	DESCRIPTION
4516	1/2"	4530	15/16"
4518	9/16"	4532	1"
4520	5/8"	4534	1-1/16"
4522	11/16"	4536	1-1/8"
4524	3/4"	W013	Rail
4526	13/16"	W4	11 Clips
4528	7/8"		



7 PIECES—HEX BIT SOCKET SET SET NUMBER 405

6

PART NUMBER	DESCRIPTION	PART NUMBER	DESCRIPTION
4208	1/4"	4218	9/16"
4210	5/16"	4220	5/8"
4212	3/8"	W008	Rail
4214	7/16"	W4	7 Clips
4216	1/2"		



1/2" DRIVE SETS



22 PIECES—1/2 PT. STANDARD METRIC SOCKET SET SET NUMBER 472



PART NUMBER	DESCRIPTION	PART NUMBER	DESCRIPTION
41-09mm	9mm	41-21mm	21mm
41-10mm	10mm	41-22mm	22mm
41-11mm	11mm	41-23mm	23mm
41-12mm	12mm	41-24mm	24mm
41-13mm	13mm	41-25mm	25mm
41-14mm	14mm	41-26mm	26mm
41-15mm	15mm	41-30mm	30mm
41-16mm	16mm	41-32mm	32mm
41-17mm	17mm	4426	Ratchet
41-18mm	18mm	4405	5" Extension
41-19mm	19mm	W418	Metal Box
41-20mm	20mm		



18 PIECES—1/2 PT. STANDARD METRIC SOCKET SET SET NUMBER 469



PART NUMBER	DESCRIPTION	PART NUMBER	DESCRIPTION
41-12mm	12mm	41-22mm	22mm
41-13mm	13mm	41-23mm	23mm
41-14mm	14mm	41-24mm	24mm
41-15mm	15mm	41-25mm	25mm
41-16mm	16mm	41-26mm	26mm
41-17mm	17mm	41-27mm	27mm
41-18mm	18mm	41-30mm	30mm
41-19mm	19mm	41-32mm	32mm
41-20mm	20mm	2-W110	Rails
41-21mm	21mm	W4	18 Clips



10 PIECES—1/2 PT. DEEP METRIC SOCKET SET SET NUMBER 473



PART NUMBER	DESCRIPTION	PART NUMBER	DESCRIPTION
46-16mm	16mm	46-22mm	22mm
46-17mm	17mm	46-24mm	24mm
46-18mm	18mm	46-25mm	25mm
46-19mm	19mm	46-26mm	26mm
46-20mm	20mm	W113	Rail
46-21mm	21mm	W4	10 Clips



6 PIECES—HEX BIT SOCKET SET SET NUMBER 453



PART NUMBER	DESCRIPTION	PART NUMBER	DESCRIPTION
42-06mm	6mm	42-14mm	14mm
42-08mm	8mm	42-17mm	17mm
42-10mm	10mm	W108	Rail
42-12mm	12mm	W4	6 Clips



6 PIECES—LONG LENGTH METRIC HEX BIT SOCKET SET SET NUMBER 454



PART NUMBER	DESCRIPTION	PART NUMBER	DESCRIPTION
42L-06mm	6mm	42L-14mm	14mm
42L-08mm	8mm	42L-17mm	17mm
42L-10mm	10mm	W108	Rail
42L-12mm	12mm	W4	6 Clips



1/2" DRIVE & CROWFOOT WRENCH SETS

1/2" SOCKETS, RATCHETS & ATTACHMENTS



7 PIECE—LONG LENGTH HEX BIT SOCKET SET SET NUMBER 406

PART NUMBER	DESCRIPTION	PART NUMBER	DESCRIPTION
42L08	1/4"	42L18	9/16"
42L10	5/16"	42L20	5/8"
42L12	3/8"	W008	Rail
42L14	7/16"	W4	7 Clips
42L16	1/2"		



15 PIECES—FLARE NUT, 12 PT. CROWFOOT WRENCH SET SET NUMBER 703

PART NUMBER	DESCRIPTION	PART NUMBER	DESCRIPTION
1080	1-1/8"	1089	1-11/16"
1081	1-3/16"	1090	1-3/4"
1082	1-1/4"	1091	1-13/16"
1083	1-5/16"	1092	1-7/8"
1084	1-3/8"	1093	1-15/16"
1085	1-7/16"	1094	2"
1086	1-1/2"	2-W010	Rails
1087	1-9/16"	W4	15 Clips
1088	1-5/8"		

Photo represent depiction of flare nut crowfoot, actual set has 15 pieces

1/2" DRIVE IMPACT SOCKET SETS



WRIGHT

1/2" SOCKETS, RATCHETS & ATTACHMENTS



7 PIECES—6 PT. STANDARD IMPACT SOCKET SET SET NUMBER 408

PART NUMBER	DESCRIPTION	PART NUMBER	DESCRIPTION
4814	7/16"	4824	3/4"
4816	1/2"	4826	13/16"
4818	9/16"	W008	Rail
4820	5/8"	W4	7 Clips
4822	11/16"		



11 PIECES—6 PT. STANDARD IMPACT SOCKET SET SET NUMBER 411

PART NUMBER	DESCRIPTION	PART NUMBER	DESCRIPTION
4814	7/16"	4828	7/8"
4816	1/2"	4830	15/16"
4818	9/16"	4832	1"
4820	5/8"	4834	1-1/16"
4822	11/16"	W013	Rail
4824	3/4"	W4	11 Clips
4826	13/16"		



13 PIECES—6 PT. STANDARD IMPACT SOCKET SET SET NUMBER 415

PART NUMBER	DESCRIPTION	PART NUMBER	DESCRIPTION
4814	7/16"	4830	15/16"
4816	1/2"	4832	1"
4818	9/16"	4834	1-1/16"
4820	5/8"	4836	1-1/8"
4822	11/16"	4840	1-1/4"
4824	3/4"	2-W010	Rails
4826	13/16"	W4	13 Clips
4828	7/8"		



1/2" DRIVE IMPACT SOCKET SETS



14 PIECES—6 PT. DEEP IMPACT SOCKET SET SET NUMBER 407



PART NUMBER	DESCRIPTION	PART NUMBER	DESCRIPTION
4912	3/8"	4928	7/8"
4914	7/16"	4930	15/16"
4916	1/2"	4932	1"
4918	9/16"	4934	1-1/16"
4920	5/8"	4936	1-1/8"
4922	11/16"	4940	1-1/4"
4924	3/4"	2-W010	Rails
4926	13/16"	W4	14 Clips



11 PIECES—6 PT. DEEP IMPACT SOCKET SET SET NUMBER 412



PART NUMBER	DESCRIPTION	PART NUMBER	DESCRIPTION
4912	3/8"	4926	13/16"
4914	7/16"	4928	7/8"
4916	1/2"	4930	15/16"
4918	9/16"	4932	1"
4920	5/8"	W013	Rail
4922	11/16"	W4	11 Clips
4924	3/4"		



7 PIECES—6 PT. IMPACT HEX BIT SOCKET SET SET NUMBER 403



PART NUMBER	DESCRIPTION	PART NUMBER	DESCRIPTION
42B08	1/4"	42B18	9/16"
42B10	5/16"	42B20	5/8"
42B12	3/8"	W008	Rail
42B14	7/16"	W4	7 Clips
42B16	1/2"		



16 PIECES—6 PT. STANDARD METRIC IMPACT SOCKET SET SET NUMBER 466



PART NUMBER	DESCRIPTION	PART NUMBER	DESCRIPTION
48-10mm	10mm	48-19mm	19mm
48-11mm	11mm	48-20mm	20mm
48-12mm	12mm	48-21mm	21mm
48-13mm	13mm	48-22mm	22mm
48-14mm	14mm	48-23mm	23mm
48-15mm	15mm	48-24mm	24mm
48-16mm	16mm	48-27mm	27mm
48-17mm	17mm	2-W110	Rails
48-18mm	18mm	W4	16 Clips



12 PIECES—6 PT. STANDARD METRIC IMPACT SOCKET SET SET NUMBER 460



PART NUMBER	DESCRIPTION	PART NUMBER	DESCRIPTION
48-10mm	10mm	48-17mm	17mm
48-11mm	11mm	48-18mm	18mm
48-12mm	12mm	48-19mm	19mm
48-13mm	13mm	48-20mm	20mm
48-14mm	14mm	48-21mm	21mm
48-15mm	15mm	W113	Rail
48-16mm	16mm	W4	12 Clips



16 PIECES—6 PT. DEEP METRIC IMPACT SOCKET SET SET NUMBER 467



PART NUMBER	DESCRIPTION	PART NUMBER	DESCRIPTION
49-10mm	10mm	49-19mm	19mm
49-11mm	11mm	49-20mm	20mm
49-12mm	12mm	49-21mm	21mm
49-13mm	13mm	49-22mm	22mm
49-14mm	14mm	49-23mm	23mm
49-15mm	15mm	49-24mm	24mm
49-16mm	16mm	49-27mm	27mm
49-17mm	17mm	2-W110	Rails
49-18mm	18mm	W4	16 Clips



1/2" DRIVE IMPACT SOCKET SETS

1/2" SOCKETS, RATCHETS & ATTACHMENTS



12 PIECES—6 PT. DEEP METRIC IMPACT SOCKET SET SET NUMBER 461



PART NUMBER	DESCRIPTION	PART NUMBER	DESCRIPTION
49-10mm	10mm	49-17mm	17mm
49-11mm	11mm	49-18mm	18mm
49-12mm	12mm	49-19mm	19mm
49-13mm	13mm	49-20mm	20mm
49-14mm	14mm	49-21mm	21mm
49-15mm	15mm	W113	Rail
49-16mm	16mm	W4	12 Clips



6 PIECES—METRIC IMPACT HEX BIT SOCKET SET SET NUMBER 455



PART NUMBER	DESCRIPTION	PART NUMBER	DESCRIPTION
42B-06MM	6mm	42B-14MM	14mm
42B-08MM	8mm	42B-17MM	17mm
42B-10MM	10mm	W108	Rail
42B-12MM	12mm	W4	6 Clips



1/2" DRIVE ADAPTOR SETS

WRIGHT

1/2" SOCKETS, RATCHETS & ATTACHMENTS



5 PIECE ADAPTOR SET SET NUMBER 9501

PART NUMBER	DESCRIPTION
2453	1/4" Drive Adaptor 1/4" F x 3/8" M
3452	3/8" Drive Adaptor 3/8" F x 1/4" M
3454	3/8" Drive Adaptor 3/8" F x 1/2" M
4453	1/2" Drive Adaptor 1/2" F x 3/8" M
4902	1/2" Drive Impact Adaptor 1/2" F x 3/4" M [Ball Lock]
W010	Rail
W2	1 Clip
W3	2 Clips
W4	2 Clips

Guarantee does not apply.



4 PIECE ADAPTOR SET SET NUMBER 9500

PART NUMBER	DESCRIPTION
3899	3/8" Drive Impact Adaptor 3/8" F x 1/2" M [Ball Lock]
4900	1/2" Drive Impact Adaptor 1/2" F x 3/8" M [Ball Lock]
4902	1/2" Drive Impact Adaptor 1/2" F x 3/4" M [Ball Lock]
6900	3/4" Drive Impact Adaptor 3/4" F x 1/2" M [Ball Lock]

Cardboard Box

Guarantee does not apply.



1/2" DRIVE RATCHETS & RENEWAL KITS



1/2" SOCKETS, RATCHETS & ATTACHMENTS

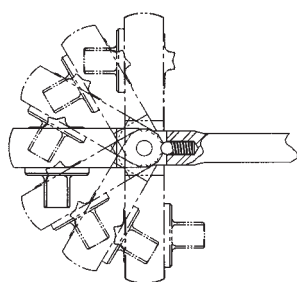


ROUND HEAD RATCHETS

Wright Tool 1/2" drive drop-forged ratchets are the workhorses of the industry. Compact round and pear shaped heads, short handle arc swings, easily changed kits, choice of handle style and problem solving designs. The ratchets are engineered to balance within normal range of sockets to minimize the "nose heavy feeling." Round-head ratchets are 45 tooth design. Single pawl delivers 8° arc, double pawl gives 90° tooth action or 4° of arc.

PART NUMBER	DESCRIPTION	OVERALL LENGTH	SWING ARC	NUMBER OF TEETH	HEAD DIAMETER	RENEWAL KIT NUMBER
4400	Nitrile Comfort Grip-Double Pawl	10-1/2"	1-1/4"	45	1-5/8"	4491
4401	Short Nitrile Comfort Grip-Double Pawl	8-3/8"	1-1/4"	45	1-5/8"	4491
4425	Long Knurled Grip-Double Pawl	15"	2"	45	1-5/8"	4491
4426	Knurled Grip-Double Pawl	10-1/4"	1-1/4"	45	1-5/8"	4491
4427	Flex Head Knurled Grip-Double Pawl	12-1/4"	1-1/4"	45	1-5/8"	4491
4428	Construction Spud Ratchet, Black, 1/2" Sq. Drive Heavy-duty Round Head-Double Pawl	15"	2"	45	1-5/8"	34491
4430	Flex Head Knurled Grip-Double Pawl	18"	2-1/4"	45	1-5/8"	4491
4433	Knurled Handle, Raised Cap, Lineman's Ratchet-Double Pawl	10-1/4"	1-1/4"	45	1-5/8"	4432
4490	Contour Grip-Double Pawl	11"	1-1/4"	45	1-5/8"	4491
4494	Long Contour Grip-Double Pawl	15"	2"	45	1-5/8"	4491
34426	Knurled Handle, Black-Double Pawl	10-1/4"	1-1/4"	45	1-5/8"	34491

Meets or exceeds ASME B107.110.



Seven Place Indexing Flex Head—4427, 4430



PEAR SHAPED RATCHETS

Wright Tool 1/2" drive drop-forged ratchets are the workhorses of the industry. Compact round and pear shaped heads, short handle arc swings, easily changed kits, choice of handle style and problem solving designs. The ratchets are engineered to balance within normal range of sockets to minimize the "nose heavy feeling." Pear shaped ratchets are so compact they are the same head size as most 3/8" drive ratchets.

PART NUMBER	DESCRIPTION	OVERALL LENGTH	SWING ARC	NUMBER OF TEETH	HEAD DIAMETER	RENEWAL KIT NUMBER
4480*	Open Head, Pear Shape-Single Pawl	10-1/2"	3-1/4"	30	1-5/16"	4481
4482*	Pear Head, Contour Handle Scaffold Wrench, Soft Face Hammer head/special 7/8" socket-Single Pawl	10-1/2"	3-1/4"	30	1-5/16"	N/A
4488*	WrightGrip® SB Scaffold Ratchet	10-1/2"	3-1/4"	30	1-5/16"	N/A


Meets or exceeds ASME B107.110. *These units are strong and versatile enough to be used as a scaffold hammer. They are highly favored in high dirt situations because they are so easily cleaned. See page 200 for alternate deep socket for 4482 and 4488.

RENEWAL KITS & REPLACEMENT PARTS

One piece, foolproof. Just drop into place. Extends life of ratchet. On-the-spot purchase eliminates waiting for repair.

PART NUMBER	DESCRIPTION
4432	For 4433 Ratchet [Double Pawl]
4481	For 4480 Ratchet [Single Pawl]
4491	For 4400, 4401, 4425, 4426, 4427, 4430, 4490, 4494 Ratchets [Double Pawl]
34491	For 34426, 4428 Ratchet, Black [Double Pawl]
9039	Replacement Tip for 4482 Scaffold Ratchet

Note: When cleaning your ratchet lubricate with light oil only.



1/2" SOCKETS, RATCHETS & ATTACHMENTS



WARNING: WEAR SAFETY GOGGLES USER AND BYSTANDER



WARNING: TOOL SAFETY INFO READ PAGES 376-378



WARNING: COMFORT OR PLASTIC GRIPS DO NOT PROTECT AGAINST ELECTRIC SHOCK



WARNING: WEAR SAFETY GOGGLES USER AND BYSTANDER



WARNING: TOOL SAFETY INFO READ PAGES 376-378



WARNING: COMFORT OR PLASTIC GRIPS DO NOT PROTECT AGAINST ELECTRIC SHOCK

1/2" DRIVE HANDLES & ATTACHMENTS



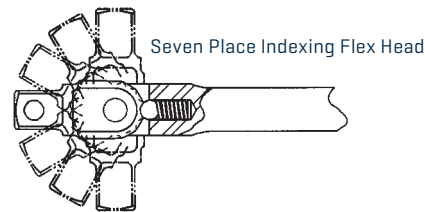
FLEX HANDLES



Steel pin and tension washer construction for extra strength. No binding or locked joints.

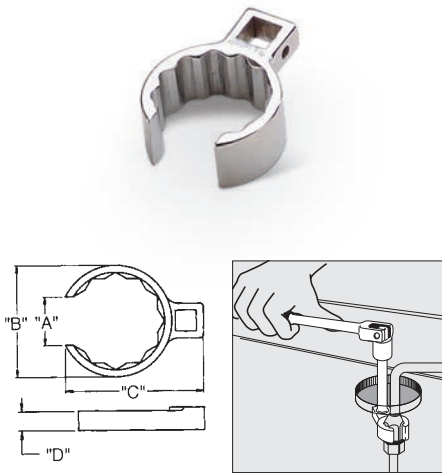
PART NUMBER	DESCRIPTION	OVERALL LENGTH
4434	Knurled Steel Handle	24"
4435	Knurled Steel Handle	18"
4437	Knurled Steel Handle	10-5/8"
4438	Nitrile Handle	18"
4439	Contour Handle	16-9/16"
34435	Black Knurled Steel Handle	18"

Meets or exceeds ASME B107.110. With swivel blocks at both ends, our Twin Flex wrench handle accommodates two different sizes of types of attachments. This makes it easy to customize for special situations that require more than one tool. Adding various combinations of sockets or crowfoot wrench ends lets you use the Twin Flex as a flare nut wrench, breaker bar, crank or speed handle.



Seven Place Indexing Flex Head

CROWFOOT WRENCHES—FLARE NUT (2 PT.)



PART NUMBER	NOM. SIZE	A WIDTH OF SLOT	B DIAMETER OF HEAD	C LENGTH	D WIDTH OF HEAD
1080	1-1/8"	27/32"	1-5/8"	25/16"	7/8"
1081	1-3/16"	29/32"	1-11/16"	2-3/8"	7/8"
1082	1-1/4"	15/16"	1-25/32"	2-3/8"	7/8"
1083	1-5/16"	31/32"	1-27/32"	2-1/2"	7/8"
1084	1-3/8"	1-1/16"	1-15/16"	2-9/16"	15/16"
1085	1-7/16"	1-1/16"	2"	2-5/8"	15/16"
1086	1-1/2"	1-1/8"	2-1/16"	2-11/16"	15/16"
1087	1-9/16"	1-5/32"	2-5/32"	2-3/4"	15/16"
1088	1-5/8"	1-7/32"	2-7/32"	2-3/4"	15/16"
1089	1-11/16"	1-5/16"	2-5/16"	2-7/8"	1"
1090	1-3/4"	1-5/16"	2-3/8"	2-15/16"	1"
1091	1-13/16"	1-11/32"	2-15/32"	3"	1"
1092	1-7/8"	1-3/8"	2-9/16"	3-1/8"	1-1/16"
1093	1-15/16"	1-7/16"	2-5/8"	3-1/4"	1-1/16"
1094	2"	1-9/16"	2-23/32"	3-1/4"	1-1/16"

Meets or exceeds ASME B107.100.

SLIDING T



Head held in place by friction ball so it can slide to ends of bar with no overhang. Works in tighter places.

PART NUMBER	OVERALL DESCRIPTION
4443	10-11/16"

Meets or exceeds ASME B107.110.

SPEEDER



PART NUMBER	OVERALL DESCRIPTION
4445L	Speeder 19" long

Meets or exceeds ASME B107.110.

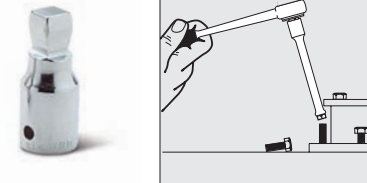
EXTENSIONS



PART NUMBER	OVERALL DESCRIPTION
4402	2"
4405	5"
4410	10"
4420	20"

Meets or exceeds ASME B107.110.

WOBBLE EXTENSIONS



PART NUMBER	OVERALL DESCRIPTION
4409	2"

Meets or exceeds ASME B107.110.



1/2" DRIVE HANDLES & ATTACHMENTS



2" BLACK EXTENSION

PART NUMBER	DESCRIPTION
34402	2" Black Extension

Meets or exceeds ASME B107.110.



1/2" DRIVE 6 PT. 7/8" DEEP SOCKET

Alternate socket for scaffolding wrenches 4482 & 4488.

PART NUMBER	DESCRIPTION
4528D	1/2" Drive 6 Pt. 7/8" Deep Socket

Meets or exceeds ASME B107.110.



ADAPTOR

For interchanges of sockets and attachments from one drive size to another.

PART NUMBER	DESCRIPTION	LENGTH
4453	1/2" F x 3/8" M	1-1/2"

Meets or exceeds ASME B107.110. Guarantee does not apply.



LOCKING ADAPTOR

PART NUMBER	DESCRIPTION
4413	Set Screw - Locking Adaptor 1/2" F x 1/2" M

Meets or exceeds ASME B107.110.



UNIVERSAL

Built-in spring tension for easy application to the nut. No binding or locked joints. No sharp corners.

PART NUMBER	DESCRIPTION
4475	Universal

Meets or exceeds ASME B107.110.



IMPACT UNIVERSAL JOINT

PART NUMBER	DESCRIPTION	OVERALL LENGTH
4800	Universal [Pin Lock]	2-11/16"

Meets or exceeds ASME B107.110.



POWER ADAPTOR

PART NUMBER	DESCRIPTION	LENGTH
4422	7/16" Hex M x 1/2" Sq./ Pin Lock	2-1/8"

Meets or exceeds ASME B107.110.



IMPACT ADAPTORS

PART NUMBER	DESCRIPTION	LENGTH
4900	1/2" F x 3/8" M [Ball Lock]	1-1/2"
4902	1/2" F x 3/4" M [Ball Lock]	2"

Meets or exceeds ASME B107.110. Guarantee does not apply.



IMPACT EXTENSIONS

PART NUMBER	DESCRIPTION
4903	2" Pin Lock
4905	5" Ball Lock
4909	10" Pin Lock
4910*	24" Ball Lock [1/2" F x 3/8" M] Special Applications
49E18	18" Pin Lock
49E24	24" Pin Lock

*4910 - Commonly called Transmission Extension. Meets or exceeds ASME B107.110.



1/2" DRIVE SOCKETS



6 PT. STANDARD SOCKETS



PART NUMBER	NOM. SIZE	SHAPE	L	DS	DD	BD
4012	3/8"	I	1-1/2"	39/64"	7/8"	5/32"
4014	7/16"	I	1-1/2"	43/64"	7/8"	7/32"
4016	1/2"	I	1-1/2"	47/64"	7/8"	7/64"
4018	9/16"	I	1-1/2"	13/16"	7/8"	21/64"
4020	5/8"	II	1-1/2"	7/8"	7/8"	21/64"
4022	11/16"	II	1-1/2"	63/64"	63/64"	49/64"
4024	3/4"	II	1-1/2"	1-1/16"	1-1/16"	3/4"
4026	13/16"	II	1-9/16"	1-1/8"	1-1/8"	13/16"
4028	7/8"	II	1-5/8"	1-3/16"	1-3/16"	55/64"
4030	15/16"	II	1-5/8"	1-9/32"	1-9/32"	27/32"
4032	1"	II	1-11/16"	1-23/64"	1-23/64"	7/8"
4034	1-1/16"	III	1-3/4"	1-7/16"	1-7/64"	29/32"
4036	1-1/8"	III	1-13/16"	1-1/2"	1-7/64"	15/16"
4038	1-3/16"	III	1-7/8"	1-19/32"	1-7/64"	63/64"
4040	1-1/4"	III	1-59/64"	1-21/32"	1-7/64"	1"
4042	1-5/16"	III	1-61/64"	1-13/16"	1-7/64"	1-1/64"
4044	1-3/8"	III	2"	1-7/8"	1-1/4"	1-3/64"
4046	1-7/16"	III	2-1/16"	1-61/64"	1-1/4"	1-3/32"
4048	1-1/2"	III	2-1/8"	2-1/64"	1-1/4"	1-1/8"

Meets or exceeds ASME B107.110. Refer to reference diagrams on page 203.



6 PT. DEEP SOCKETS



PART NUMBER	NOM. SIZE	SHAPE	L	DS	DD	BD
4512	3/8"	I	3-3/64"	39/64"	13/16"	5/32"
4514	7/16"	I	3-3/64"	11/16"	13/16"	7/32"
4516	1/2"	I	3-3/64"	47/64"	7/8"	17/64"
4518	9/16"	I	3-3/64"	13/16"	7/8"	21/64"
4520	5/8"	I	3-3/64"	7/8"	-	3/8"
4522	11/16"	II	3-3/64"	63/64"	63/64"	2-11/32"
4524	3/4"	II	3-3/64"	1-1/16"	1-1/16"	2-21/64"
4526	13/16"	II	3-3/64"	1-1/8"	1-1/8"	2-19/64"
4528	7/8"	II	3-3/64"	1-3/16"	1-3/16"	2-9/32"
4530	15/16"	II	3-3/64"	1-9/32"	1-9/32"	2-17/64"
4532	1"	III	3-3/64"	1-23/64"	1-23/64"	2-1/4"
4534	1-1/16"	III	3-3/64"	1-7/16"	1-7/64"	2-13/64"
4536	1-1/8"	III	3-3/64"	1-1/2"	1-7/64"	2-11/64"
4540	1-1/4"	III	3-3/64"	1-21/32"	1-7/64"	2-1/8"
4542	1-5/16"	III	3-3/64"	1-13/16"	1-7/64"	2-7/64"
4544	1-3/8"	III	3-3/64"	1-7/8"	1-1/4"	2-3/32"
4546	1-7/16"	III	3-3/64"	1-61/64"	1-1/4"	2-1/16"
4548	1-1/2"	III	3-3/64"	2-1/64"	1-1/4"	2-3/64"

Meets or exceeds ASME B107.110. Refer to reference diagrams on page 203.



6 PT. SPARK PLUG HOLDING SOCKETS



PART NUMBER	NOM. SIZE	SHAPE	L	DS	DD	BD
4590	5/8" Spark Plug Holding	III	2-1/2"	7/8"	-	3/16"
4596	13/16" Spark Plug Holding	III	2-5/8"	1-1/16"	7/8" hex	1/4"
4598	7/8" Spark Plug Holding	III	2-5/8"	1-3/16"	7/8" hex	5/32"

Meets or exceeds ASME B107.110.



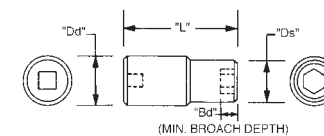
8 PT. STANDARD SOCKETS



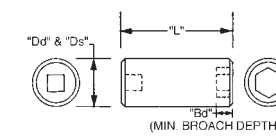
PART NUMBER	NOM. SIZE	SHAPE	L	DS	DD	BD
4312	3/8"	I	1-7/16"	47/64"	13/16"	5/32"
4314	7/16"	II	1-7/16"	13/16"	13/16"	7/32"
4316	1/2"	II	1-7/16"	7/8"	7/8"	17/64"
4318	9/16"	II	1-7/16"	31/32"	31/32"	47/64"
4320	5/8"	II	1-7/16"	1-1/16"	1-1/16"	23/32"
4322	11/16"	II	1-7/16"	1-3/16"	1-3/16"	11/16"
4324	3/4"	II	1-15/32"	1-1/4"	1-1/4"	11/16"
4326	13/16"	II	1-9/16"	1-5/16"	1-5/16"	49/64"
4328	7/8"	III	1-3/4"	1-13/32"	1-7/64"	7/8"
4330	15/16"	III	1-7/8"	1-37/64"	1-7/64"	31/32"
4332	1"	III	1-15/16"	1-11/16"	1-7/64"	1"
4334	1-1/16"	III	1-15/16"	1-3/4"	1-7/64"	63/64"
4336	1-1/8"	III	2"	1-53/64"	1-1/4"	1-1/64"
4340	1-1/4"	III	2-1/8"	1-61/64"	1-1/4"	1-3/32"

Meets or exceeds ASME B107.110.

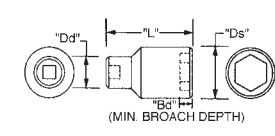
REFERENCE DIAGRAMMS



SHAPE I



SHAPE II



SHAPE III



1/2" DRIVE SOCKETS



12 PT. STANDARD SOCKETS



PART NUMBER	NOM. SIZE	SHAPE	L	DS	DD	BD
4112	3/8"	I	1-1/2"	39/64"	7/8"	5/32"
4114	7/16"	I	1-1/2"	43/64"	7/8"	7/32"
4116	1/2"	I	1-1/2"	47/64"	7/8"	17/64"
4118	9/16"	I	1-1/2"	13/16"	7/8"	21/64"
4119	19/32"	II	1-1/2"	55/64"	55/64"	23/64"
4120	5/8"	II	1-1/2"	7/8"	7/8"	3/8"
4121	21/32"	II	1-1/2"	15/16"	15/16"	3/8"
4122	11/16"	II	1-1/2"	63/64"	63/64"	49/64"
4124	3/4"	II	1-1/2"	1-1/16"	1-1/16"	3/4"
4125	25/32"	II	1-1/2"	1-7/64"	1-7/64"	49/64"
4126	13/16"	II	1-9/16"	1-1/8"	1-1/8"	13/16"
4128	7/8"	II	1-5/8"	1-3/16"	1-3/16"	55/64"
4129	29/32"	II	1-5/8"	1-7/32"	1-7/32"	27/32"
4130	15/16"	II	1-5/8"	1-9/32"	1-9/32"	27/32"
4131	31/32"	II	1-21/32"	1-19/64"	1-19/64"	55/64"
4132	1"	II	1-21/32"	1-23/64"	1-23/64"	27/32"
4134	1-1/16"	III	1-3/4"	1-7/16"	1-7/64"	29/32"
4136	1-1/8"	III	1-13/16"	1-1/2"	1-7/64"	15/16"
4138	1-3/16"	III	1-7/8"	1-19/32"	1-7/64"	63/64"
4140	1-1/4"	III	1-59/64"	1-21/32"	1-7/64"	1"
4142	1-5/16"	III	1-31/32"	1-13/16"	1-7/64"	1-1/64"
4144	1-3/8"	III	2"	1-7/8"	1-1/4"	1-3/64"
4146	1-7/16"	III	2-1/16"	1-61/64"	1-1/4"	1-3/32"
4148	1-1/2"	III	2-1/8"	2"	1-1/4"	1-1/8"

Meets or exceeds ASME B107.110. Refer to reference diagrams on page 205.

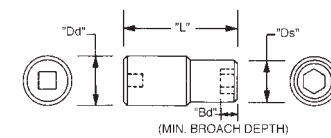
12 PT. STANDARD METRIC SOCKETS



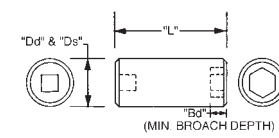
PART NUMBER	NOM. SIZE	SHAPE	L	DS	DD	BD
41-09mm	9mm	I	38.10	14.99	20.64	5.55
41-10mm	10mm	I	38.10	15.45	20.64	5.95
41-11mm	11mm	I	38.10	17.40	20.64	7.14
41-12mm	12mm	I	38.10	18.16	20.64	7.94
41-13mm	13mm	I	38.10	19.05	20.64	7.94
41-14mm	14mm	I	38.10	20.45	21.97	8.73
41-15mm	15mm	II	38.10	21.72	21.72	8.73
41-16mm	16mm	II	38.10	23.10	23.10	9.53
41-17mm	17mm	II	38.10	24.30	24.30	19.02
41-18mm	18mm	II	38.10	25.40	25.40	19.05
41-19mm	19mm	II	38.10	26.99	26.99	18.69
41-20mm	20mm	II	38.10	27.78	27.78	19.60
41-21mm	21mm	II	39.69	28.97	28.97	20.87
41-22mm	22mm	II	41.28	30.18	30.18	22.11
41-23mm	23mm	II	41.28	31.17	31.17	21.77
41-24mm	24mm	II	41.28	32.69	32.69	21.44
41-25mm	25mm	II	42.86	33.34	33.34	22.71
41-26mm	26mm	III	44.45	34.93	28.10	23.31
41-27mm	27mm	III	44.45	36.53	28.10	22.98
41-28mm	28mm	III	46.04	36.73	28.10	24.22
41-29mm	29mm	III	46.04	38.10	28.10	23.89
41-30mm	30mm	III	47.63	40.46	28.10	25.16
41-32mm	32mm	III	48.81	42.07	28.10	25.68
41-36mm	36mm	III	50.80	49.61	31.75	26.33

Meets or exceeds ASME B107.110.

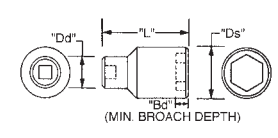
REFERENCE DIAGRAMMS



SHAPE I



SHAPE II



SHAPE III



1/2" DRIVE SOCKETS

1/2" SOCKETS, RATCHETS & ATTACHMENTS



12 PT. DEEP SOCKETS



PART NUMBER	NOM. SIZE	SHAPE	L	DS	OD	BD
4612	3/8"	I	3-3/64"	39/64"	13/16"	37/64"
4614	7/16"	I	3-3/64"	11/16"	13/16"	23/32"
4616	1/2"	I	3-3/64"	47/64"	7/8"	17/64"
4618	9/16"	I	3-3/64"	13/16"	7/8"	21/64"
4620	5/8"	II	3-3/64"	7/8"	7/8"	3/8"
4622	11/16"	II	3-3/64"	63/64"	63/64"	2-1/8"
4624	3/4"	II	3-3/64"	1-1/16"	1-1/16"	2-1/8"
4626	13/16"	II	3-3/64"	1-1/8"	1-1/8"	2-1/8"
4628	7/8"	II	3-3/64"	1-3/16"	1-3/16"	2-1/8"
4630	15/16"	II	3-3/64"	1-9/32"	1-9/32"	2-1/8"
4632	1"	III	3-3/64"	1-23/64"	-	2-1/8"
4634	1-1/16"	III	3-3/64"	1-7/16"	1-7/64"	2-1/8"
4636	1-1/8"	III	3-3/64"	1-1/2"	1-7/64"	2-1/8"
4638	1-3/16"	III	3-3/64"	1-19/32"	1-7/64"	2-1/8"
4640	1-1/4"	III	3-3/64"	1-21/32"	1-7/64"	2-1/8"
4642	1-5/16"	III	3-3/64"	1-13/16"	1-7/64"	2-1/8"
4644	1-3/8"	III	3-3/64"	1-7/8"	1-1/4"	2-1/8"
4646	1-7/16"	III	3-3/64"	1-61/64"	1-1/4"	2-1/8"
4648	1-1/2"	III	3-3/64"	2-1/64"	1-1/4"	2-1/8"

Meets or exceeds ASME B107.110. Refer to reference diagrams on page 205.



12 PT. DEEP METRIC SOCKETS



PART NUMBER	NOM. SIZE	SHAPE	L	DS	OD	BD
46-09mm	9mm	I	82.55	15.08	20.64	3.97
46-10mm	10mm	I	82.55	15.48	20.64	4.76
46-11mm	11mm	I	82.55	17.53	20.64	5.55
46-12mm	12mm	I	82.55	18.64	20.64	6.35
46-13mm	13mm	I	82.55	18.67	21.97	6.75
46-14mm	14mm	I	82.55	20.32	21.97	8.33
46-15mm	15mm	II	82.55	21.97	21.97	8.33
46-16mm	16mm	II	82.55	23.11	23.11	9.53
46-17mm	17mm	II	82.55	24.21	24.21	59.84
46-18mm	18mm	II	82.55	25.40	25.40	59.51
46-19mm	19mm	II	82.55	26.99	26.99	59.13
46-20mm	20mm	II	82.55	27.78	27.78	64.05
46-21mm	21mm	II	82.55	28.58	28.58	63.72
46-22mm	22mm	II	82.55	30.16	30.16	63.38
46-24mm	24mm	II	82.55	32.67	32.67	62.72
46-25mm	25mm	III	82.55	33.34	28.10	61.11
46-26mm	26mm	III	82.55	34.93	28.10	61.41

Meets or exceeds ASME B107.110. Refer to reference diagrams on page 205.

1/2" DRIVE BLACK INDUSTRIAL FINISH SOCKETS



WRIGHT



6 PT. STANDARD SOCKETS



Black Industrial Finish

PART NUMBER	NOM. SIZE	SHAPE	L	DS	OD	BD
34012	3/8"	I	1-7/16"	39/64"	13/16"	5/32"
34014	7/16"	I	1-7/16"	11/16"	13/16"	7/32"
34016	1/2"	I	1-7/16"	3/4"	13/16"	7/64"
34018	9/16"	I	1-7/16"	53/64"	7/8"	21/64"
34020	5/8"	I	1-15/32"	29/32"	-	21/64"
34022	11/16"	II	1-15/32"	63/64"	63/64"	49/64"
34024	3/4"	II	1-15/32"	1-1/16"	1-1/16"	3/4"
34026	13/16"	II	1-9/16"	1-1/8"	1-1/8"	13/16"
34028	7/8"	II	1-5/8"	1-3/16"	1-3/16"	55/64"
34030	15/16"	II	1-5/8"	1-9/32"	1-9/32"	27/32"
34032	1"	II	1-11/16"	1-23/64"	1-23/64"	7/8"
34034	1-1/16"	III	1-3/4"	1-7/16"	1-7/64"	29/32"
34036	1-1/8"	III	1-13/16"	1-1/2"	1-7/64"	15/16"
34038	1-3/16"	III	1-7/8"	1-19/32"	1-7/64"	63/64"
34040	1-1/4"	III	1-59/64"	1-21/32"	1-7/64"	1"
34042	1-5/16"	III	1-61/64"	1-13/16"	1-7/64"	1-1/64"
34044	1-3/8"	III	2"	1-7/8"	1-1/4"	1-3/64"
34046	1-7/16"	III	2-1/16"	1-61/64"	1-1/4"	1-3/32"
34048	1-1/2"	III	2-1/8"	2-1/64"	1-1/4"	1-1/8"

For hand use only. Meets or exceeds ASME B107.110. Refer to reference diagrams on page 205.



6 PT. DEEP SOCKETS



Black Industrial Finish

PART NUMBER	NOM. SIZE	SHAPE	L	DS	OD	BD
34514	7/16"	I	3-3/64"	11/16"	13/16"	7/32"
34516	1/2"	I	3-3/64"	3/4"	13/16"	17/64"
34518	9/16"	I	3-3/64"	53/64"	-	21/64"
34520	5/8"	II	3-3/64"	29/32"	29/32"	3/8"
34522	11/16"	II	3-3/64"	63/64"	63/64"	2-1/8"
34524	3/4"	II	3-3/64"	1-1/16"	1-1/16"	2-1/8"
34526	13/16"	II	3-3/64"	1-1/8"	1-1/8"	2-1/8"
34528	7/8"	II	3-3/64"	1-3/16"	1-3/16"	2-1/8"
34530	15/16"	II	3-3/64"	1-9/32"	1-9/32"	2-1/8"
34532	1"	III	3-3/64"	1-23/64"	1-23/64"	2-1/8"
34534	1-1/16"	III	3-3/64"	1-7/16"	1-7/64"	2-1/8"
34536	1-1/8"	III	3-3/64"	1-1/2"	1-7/64"	2-1/8"
34540	1-1/4"	III	3-3/64"	1-21/32"	1-7/64"	2-1/8"

For hand use only. Meets or exceeds ASME B107.110. Refer to reference diagrams on page 205.



WARNING: WEAR SAFETY GOGGLES USER AND BYSTANDER



WARNING: TOOL SAFETY INFO READ PAGES 376-378



WARNING: COMFORT OR PLASTIC GRIPS DO NOT PROTECT AGAINST ELECTRIC SHOCK



WARNING: HAND USE ONLY, NOT FOR IMPACT USE



WARNING: WEAR SAFETY GOGGLES USER AND BYSTANDER



WARNING: TOOL SAFETY INFO READ PAGES 376-378



WARNING: COMFORT OR PLASTIC GRIPS DO NOT PROTECT AGAINST ELECTRIC SHOCK



WARNING: HAND USE ONLY, NOT FOR IMPACT USE

1/2" SOCKETS, RATCHETS & ATTACHMENTS

1/2" DRIVE BLACK INDUSTRIAL FINISH SOCKETS



12 PT. STANDARD SOCKETS

12

Black Industrial Finish

PART NUMBER	NOM. SIZE	SHAPE	L	DS	DD	BD
34112	3/8"	I	1-7/16"	39/64"	13/16"	5/32"
34114	7/16"	I	1-7/16"	11/16"	13/16"	7/32"
34116	1/2"	I	1-7/16"	3/4"	13/16"	17/64"
34118	9/16"	I	1-7/16"	53/64"	7/8"	21/64"
34120	5/8"	II	1-15/32"	29/32"	29/32"	3/8"
34122	11/16"	II	1-15/32"	63/64"	63/64"	49/64"
34124	3/4"	II	1-15/32"	1-1/16"	1-1/16"	3/4"
34126	13/16"	II	1-9/16"	1-1/8"	1-1/8"	13/16"
34128	7/8"	II	1-5/8"	1-3/16"	1-3/16"	55/64"
34130	15/16"	II	1-5/8"	1-9/32"	1-9/32"	27/32"
34132	1"	II	1-21/32"	1-23/64"	1-23/64"	27/32"
34134	1-1/16"	III	1-3/4"	1-7/16"	1-7/64"	29/32"
34136	1-1/8"	III	1-13/16"	1-1/2"	1-7/64"	15/16"
34138	1-3/16"	III	1-7/8"	1-19/32"	1-7/64"	63/64"
34140	1-1/4"	III	1-59/64"	1-21/32"	1-7/64"	1"
34142	1-5/16"	III	1-31/32"	1-13/16"	1-7/64"	1-1/64"
34144	1-3/8"	III	2"	1-7/8"	1-1/4"	1-3/64"
34146	1-7/16"	III	2-1/16"	1-61/64"	1-1/4"	1-3/32"
34148	1-1/2"	III	2-1/8"	2"	1-1/4"	1-1/8"

For hand use only. Meets or exceeds ASME B107.110. Refer to reference diagrams on page 209.



12 PT. DEEP STANDARD SOCKETS

12

Black Industrial Finish

PART NUMBER	NOM. SIZE	SHAPE	L	DS	DD	BD
34612	3/8"	I	3-3/64"	39/64"	13/16"	37/64"
34614	7/16"	I	3-3/64"	11/16"	13/16"	23/32"
34616	1/2"	I	3-3/64"	3/4"	13/16"	17/64"
34618	9/16"	II	3-3/64"	53/64"	53/64"	21/64"
34620	5/8"	II	3-3/64"	29/32"	29/32"	3/8"
34622	11/16"	II	3-3/64"	63/64"	63/64"	2-1/8"
34624	3/4"	II	3-3/64"	1-1/16"	1-1/16"	2-1/8"
34626	13/16"	II	3-3/64"	1-1/8"	1-1/8"	2-1/8"
34628	7/8"	II	3-3/64"	1-3/16"	1-3/16"	2-1/8"
34630	15/16"	II	3-3/64"	1-9/32"	1-9/32"	2-1/8"
34632	1"	II	3-3/64"	1-23/64"	1-23/64"	2-1/8"
34634	1-1/16"	III	3-3/64"	1-7/16"	1-7/64"	2-1/8"
34636	1-1/8"	III	3-3/64"	1-1/2"	1-7/64"	2-1/8"
34638	1-3/16"	III	3-3/64"	1-19/32"	1-7/64"	2-1/8"
34640	1-1/4"	III	3-3/64"	1-21/32"	1-7/64"	2-1/8"
34642	1-5/16"	III	3-3/64"	1-13/16"	1-7/64"	2-1/8"
34644	1-3/8"	III	3-3/64"	1-7/8"	1-1/4"	2-1/8"
34646	1-7/16"	III	3-3/64"	1-61/64"	1-1/4"	2-1/8"
34648	1-1/2"	III	3-3/64"	2-1/64"	1-1/4"	2-1/8"

For hand use only. Meets or exceeds ASME B107.110. Refer to reference diagrams on page 209.

1/2" DRIVE IMPACT SOCKETS



8 PT. (DOUBLE SQUARE) DEEP IMPACT SOCKETS

8

PART NUMBER	NOM. SIZE	SHAPE	L	DS	DD	BD
4772	3/8"	I	3-1/4"	47/64"	15/16"	5/32"
4774	7/16"	I	3-1/4"	13/16"	31/32"	7/32"
4776	1/2"	II	3-1/4"	31/32"	31/32"	17/64"
4778	9/16"	II	3-1/4"	1-1/32"	1-1/32"	21/64"
4780	5/8"	II	3-1/4"	1-5/32"	1-5/32"	2-33/64"
4782	11/16"	II	3-1/4"	1-1/4"	1-1/4"	2-1/2"
4784	3/4"	II	3-1/4"	1-5/16"	1-5/16"	2-15/32"
4786	13/16"	II	3-1/4"	1-3/8"	1-3/8"	2-29/64"
4788	7/8"	III	3-1/2"	1-9/16"	1-3/8"	2-5/8"
4790	15/16"	III	3-1/2"	1-5/8"	1-3/8"	2-19/32"
4792	1"	III	3-1/2"	1-3/4"	1-3/8"	2-37/64"
4794	1-1/16"	III	3-1/2"	1-27/32"	1-5/8"	2-35/64"
4796	1-1/8"	III	3-1/2"	2"	1-13/32"	2-33/64"

Meets or exceeds ASME B107.110.



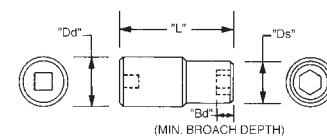
6 PT. STANDARD IMPACT SOCKETS

6

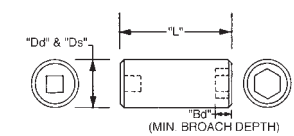
PART NUMBER	NOM. SIZE	SHAPE	L	DS	DD	BD
4812	3/8"	I	1-1/2"	21/32"	15/16"	5/32"
4814	7/16"	I	1-1/2"	23/32"	15/16"	7/32"
4816	1/2"	I	1-1/2"	51/64"	15/16"	7/64"
4818	9/16"	I	1-1/2"	15/16"	15/16"	21/64"
4820	5/8"	II	1-1/2"	1"	1"	21/64"
4822	11/16"	II	1-1/2"	1-5/64"	1-5/64"	49/64"
4824	3/4"	II	1-1/2"	1-5/32"	1-5/32"	25/32"
4826	13/16"	II	1-9/16"	1-15/64"	1-15/64"	53/64"
4828	7/8"	II	1-5/8"	1-5/16"	1-5/16"	55/64"
4830	15/16"	II	1-11/16"	1-25/64"	1-25/64"	29/32"
4832	1"	II	1-23/32"	1-15/32"	1-15/32"	59/64"
4834	1-1/16"	III	1-3/4"	1-9/16"	1-3/8"	29/32"
4836	1-1/8"	III	1-13/16"	1-41/64"	1-3/8"	15/16"
4838	1-3/16"	III	1-7/8"	1-47/64"	1-3/8"	63/64"
4840	1-1/4"	III	1-15/16"	1-53/64"	1-3/8"	1-1/32"
4842	1-5/16"	III	2"	2"	1-3/8"	1-1/16"
4844	1-3/8"	III	2-1/16"	2-1/16"	1-17/32"	1-1/8"
4846	1-7/16"	III	2-5/32"	2-5/32"	1-17/32"	1-5/32"
4848	1-1/2"	III	2-3/16"	2-15/64"	1-17/32"	1-3/16"

Meets or exceeds ASME B107.110.

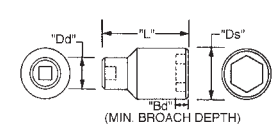
REFERENCE DIAGRAMMS



SHAPE I



SHAPE II



SHAPE III



1/2" DRIVE IMPACT SOCKETS



12 PT. STANDARD IMPACT SOCKETS



PART NUMBER	NOM. SIZE	SHAPE	L	DS	DD	BD
4864	7/16"	I	1-15/32"	47/64"	15/16"	7/32"
4866	1/2"	I	1-15/32"	13/16"	15/16"	17/64"
4868	9/16"	II	1-15/32"	15/16"	15/16"	21/64"
4870	5/8"	II	1-15/32"	1"	1"	3/8"
4872	11/16"	II	1-15/32"	1-1/16"	1-1/16"	49/64"
4874	3/4"	II	1-15/32"	1-5/32"	1-5/32"	3/4"
4876	13/16"	II	1-9/16"	1-15/64"	1-15/64"	53/64"
4878	7/8"	II	1-5/8"	1-5/16"	1-5/16"	55/64"
4880	15/16"	II	1-11/16"	1-25/64"	1-25/64"	29/32"
4882	1"	II	1-23/32"	1-7/16"	1-7/16"	59/64"
4884	1-1/16"	III	1-3/4"	1-1/2"	1-3/8"	29/32"
4886	1-1/8"	III	1-13/16"	1-5/8"	1-3/8"	15/16"
4888	1-3/16"	III	1-7/8"	1-11/16"	1-3/8"	63/64"
4890	1-1/4"	III	1-15/16"	1-3/4"	1-3/8"	1-1/32"
4892	1-5/16"	III	2"	2-1/64"	1-3/8"	1-1/16"
4894	1-3/8"	III	2-1/16"	2-1/16"	1-17/32"	1-1/8"
4896	1-7/16"	III	2-1/8"	2-5/32"	1-17/32"	1-5/32"
4898	1-1/2"	III	2-3/16"	2-15/64"	1-17/32"	1-3/16"

Meets or exceeds ASME B107.110. Refer to reference diagrams on page 209.



6 PT. STANDARD IMPACT METRIC SOCKETS



PART NUMBER	NOM. SIZE	SHAPE	L	DS	DD	BD
48-10mm	10mm	I	38.10	17.02	23.75	7.94
48-11mm	11mm	I	38.10	18.16	23.75	7.14
48-12mm	12mm	I	38.10	19.56	23.75	8.33
48-13mm	13mm	I	38.10	20.70	23.75	16.67
48-14mm	14mm	I	38.10	22.23	23.75	10.32
48-15mm	15mm	I	38.10	23.75	23.75	10.32
48-16mm	16mm	II	38.10	25.27	25.27	11.90
48-17mm	17mm	II	38.10	26.29	26.29	19.84
48-18mm	18mm	II	38.10	27.89	27.89	20.27
48-19mm	19mm	II	38.10	29.26	29.26	20.27
48-20mm	20mm	II	39.67	30.25	30.25	21.20
48-21mm	21mm	II	39.67	31.37	31.37	20.87
48-22mm	22mm	II	41.28	32.72	32.72	22.11
48-23mm	23mm	II	42.85	33.96	33.96	23.37
48-24mm	24mm	II	42.85	35.28	35.28	23.04
48-25mm	25mm	II	43.69	37.47	37.47	23.52
48-26mm	26mm	III	44.45	39.62	34.93	23.35
48-27mm	27mm	III	44.45	39.62	34.93	22.98
48-28mm	28mm	III	46.02	41.07	34.93	24.25
48-30mm	30mm	III	47.63	44.07	34.93	25.16
48-32mm	32mm	III	49.23	46.23	34.93	26.09
48-36mm	36mm	III	53.98	52.35	38.99	29.51

Meets or exceeds ASME B107.110. Refer to reference diagrams on page 209.



6 PT. DEEP IMPACT SOCKETS



PART NUMBER	NOM. SIZE	SHAPE	L	DS	DD	BD
4912	3/8"	I	3-1/4"	21/32"	15/16"	5/32"
4914	7/16"	I	3-1/4"	23/32"	15/16"	7/32"
4916	1/2"	I	3-1/4"	51/64"	15/16"	17/64"
4918	9/16"	I	3-1/4"	7/8"	31/32"	21/64"
4920	5/8"	II	3-1/4"	1"	1"	3/8"
4922	11/16"	II	3-1/4"	1-1/16"	1-1/16"	2-35/64"
4924	3/4"	II	3-1/4"	1-5/32"	1-5/32"	2-17/32"
4926	13/16"	II	3-1/4"	1-15/64"	1-15/64"	2-1/2"
4928	7/8"	II	3-1/4"	1-5/16"	1-5/16"	2-3/4"
4930	15/16"	II	3-1/4"	1-3/8"	1-3/8"	2-27/32"
4932	1"	II	3-1/2"	1-7/16"	1-7/16"	2-45/64"
4934	1-1/16"	III	3-1/2"	1-1/2"	1-3/8"	2-21/32"
4936	1-1/8"	III	3-1/2"	1-5/8"	1-3/8"	2-5/8"
4938	1-3/16"	III	3-1/2"	1-3/4"	1-3/8"	2-19/32"
4940	1-1/4"	III	3-1/2"	1-3/4"	1-3/8"	2-19/32"
4942	1-5/16"	III	3-5/8"	2-1/64"	1-3/8"	2-9/16"
4944	1-3/8"	III	3-5/8"	2-1/16"	1-17/32"	2-35/64"
4946	1-7/16"	III	3-5/8"	2-5/32"	1-17/32"	2-17/32"
4948	1-1/2"	III	3-5/8"	2-15/64"	1-17/32"	2-1/2"

Meets or exceeds ASME B107.110. Refer to reference diagrams on page 209.



12 PT. DEEP IMPACT SOCKET



PART NUMBER	NOM. SIZE	SHAPE	L	DS	DD	BD
4964	7/16"	I	3-1/4"	47/64"	15/16"	7/32"
4966	1/2"	I	3-1/4"	13/16"	15/16"	17/64"
4968	9/16"	II	3-1/4"	15/16"	15/16"	21/64"
4970	5/8"	II	3-1/4"	1"	1"	3/8"
4972	11/16"	II	3-1/4"	1-1/16"	1-1/16"	3/8"
4974	3/4"	II	3-1/4"	1-5/32"	1-5/32"	2-1/2"
4976	13/16"	II	3-1/4"	1-15/64"	1-15/64"	2-1/2"
4978	7/8"	II	3-1/4"	1-5/16"	1-5/16"	2-3/4"
4980	15/16"	II	3-1/4"	1-3/8"	1-3/8"	2-27/32"
4982	1"	II	3-1/2"	1-7/16"	1-7/16"	2-45/64"
4984	1-1/16"	III	3-1/2"	1-1/2"	1-3/8"	2-21/32"
4986	1-1/8"	III	3-1/2"	1-5/8"	1-3/8"	2-5/8"
4988	1-3/16"	III	3-1/2"	1-3/4"	1-3/8"	2-19/32"
4990A	1-1/4"	III	3-1/2"	1-3/4"	1-3/8"	2-19/32"
4992	1-5/16"	III	3-5/8"	2-1/64"	1-3/8"	2-9/16"
4994	1-3/8"	III	3-5/8"	2-1/16"	1-17/32"	2-35/64"
4996	1-7/16"	III	3-5/8"	2-5/32"	1-17/32"	2-17/32"
4998	1-1/2"	III	3-5/8"	2-15/64"	1-17/32"	2-1/2"

Meets or exceeds ASME B107.110. Refer to reference diagrams on page 209.



1/2" DRIVE IMPACT SOCKETS

1/2" SOCKETS, RATCHETS & ATTACHMENTS



6 PT. DEEP METRIC IMPACT SOCKETS

6

PART NUMBER	NOM. SIZE	SHAPE	L	DS	DD	BD
49-10mm	10mm	I	82.55	17.06	23.81	7.94
49-11mm	11mm	I	82.55	18.26	23.81	7.14
49-12mm	12mm	I	82.55	19.86	23.81	8.33
49-13mm	13mm	I	82.55	20.64	23.81	8.33
49-14mm	14mm	I	82.55	22.23	24.60	10.32
49-15mm	15mm	II	82.55	24.60	24.60	10.32
49-16mm	16mm	II	82.55	25.40	25.40	11.90
49-17mm	17mm	II	82.55	26.59	26.59	12.29
49-18mm	18mm	II	82.55	27.76	27.76	14.72
49-19mm	19mm	II	82.55	29.36	29.36	16.05
49-20mm	20mm	II	82.55	30.16	30.16	18.72
49-21mm	21mm	II	82.55	31.75	31.75	20.38
49-22mm	22mm	II	82.55	32.54	32.54	22.40
49-23mm	23mm	II	88.90	34.14	34.14	24.07
49-24mm	24mm	II	88.90	35.31	35.31	25.73
49-27mm	27mm	III	88.90	38.10	34.93	28.43
49-29mm	29mm	III	88.90	41.26	34.93	31.76
49-30mm	30mm	III	88.90	42.88	34.93	33.43
49-31mm	31mm	III	88.90	44.45	34.93	35.43
49-32mm	32mm	III	88.90	44.45	34.93	37.76
49-34mm	34mm	III	88.90	51.18	34.93	41.10
49-35mm	35mm	III	88.90	52.37	38.88	42.76
49-36mm	36mm	III	88.90	52.37	38.88	44.43

Meets or exceeds ASME B107.110.



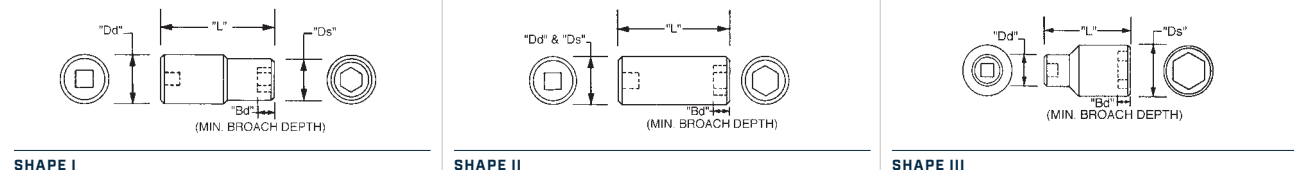
5 PT. BLACK PENTA SOCKET

5

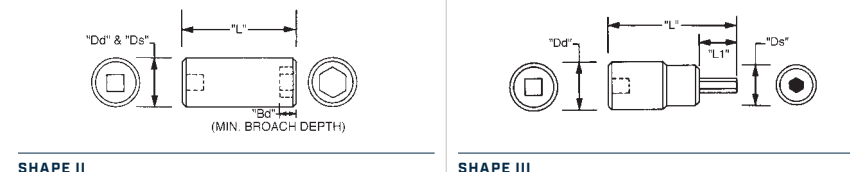
PART NUMBER	NOM. SIZE	SHAPE	L	DS	DD	BD
THIN WALL 5PT BLACK PENTA SOCKET						
9076	13/16" 5 Pt. Socket	II	1-15/16"	-	1-1/8"	13/16"
5 PT BLACK PENTA IMPACT SOCKET						
90H76	13/16" 5 Pt. Impact Socket	II	1-15/16"	-	1-9/32"	13/16"

Note: The 9076 is not impact rated. For hand or drill use but not impact guns.

REFERENCE DIAGRAMS



REFERENCE DIAGRAMS



1/2" DRIVE HEX SOCKETS & BITS



WRIGHT

HEX BIT SOCKETS & REPLACEMENT HEX BITS

6

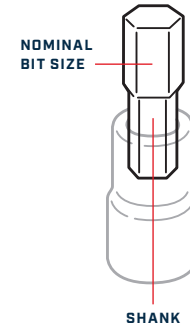
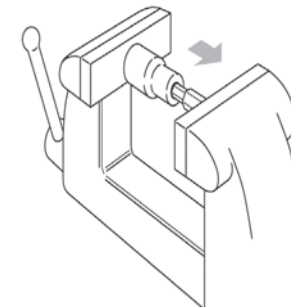
PART NUMBER	NOM. SIZE	SHAPE	L	DS	DD	L1	REPLACEMENT BIT PART NUMBER	BIT LENGTH
4208	1/4"	III	2-7/32"	21/32"	15/16"	11/16"	3208B	1-1/2"
4210	5/16"	III	2-7/32"	43/64"	15/16"	11/16"	3210B	1-1/2"
4212	3/8"	III	2-7/16"	45/64"	15/16"	15/16"	4212B	1-1/2"
4214	7/16"	III	2-7/16"	3/4"	15/16"	15/16"	4214B	1-1/2"
4216	1/2"	IV	2-7/16"	15/16"	-	15/16"	4216B	1-1/2"
4218	9/16"	IV	2-7/16"	1-1/32"	-	15/16"	4218B	1-1/2"
4220	5/8"	IV	2-7/16"	1-1/32"	-	15/16"	4220B	1-1/2"

METRIC HEX BIT SOCKETS & REPLACEMENT HEX BITS

PART NUMBER	NOM. SIZE	SHAPE	L	DS	DD	L1	REPLACEMENT BIT PART NUMBER	BIT LENGTH
42-06mm	6mm	III	56.00	16.94	23.78	17.22	32M06B	38.10
42-08mm	8mm	III	56.00	16.94	23.78	18.00	32M08B	38.10
42-10mm	10mm	III	62.00	19.00	23.78	24.38	42M10B	38.10
42-12mm	12mm	III	62.00	23.78	23.78	24.38	42M12B	38.10
42-14mm	14mm	II	62.00	26.00	26.00	24.38	42M14B	38.10
42-17mm	17mm	II	62.00	27.80	27.80	24.38	42M17B	38.10



REPLACEMENT BIT



The design allows easy replacement of a broken bit. After driving out the remaining piece, simply press the new bit in using a bench vise.

1/2" SOCKETS, RATCHETS & ATTACHMENTS



1/2" DRIVE HEX SOCKETS & BITS

1/2" SOCKETS, RATCHETS & ATTACHMENTS



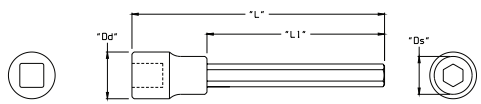
LONG LENGTH HEX BIT SOCKETS & REPLACEMENT HEX BITS

PART NUMBER	NOM. SIZE	SHAPE	L	DS	DD	L1	REPLACEMENT BIT PART NUMBER	BIT LENGTH
42L08	1/4"	III	6-1/2"	43/64"	15/16"	5"	42L08B	6-1/2"
42L10	5/16"	III	6-1/2"	43/64"	15/16"	5"	42L10B	6-1/2"
42L12	3/8"	III	6-1/2"	45/64"	15/16"	5"	42L12B	6-1/2"
42L14	7/16"	III	6-1/2"	3/4"	15/16"	5"	42L14B	6-1/2"
42L16	1/2"	IV	6-1/2"	15/16"	-	5"	42L16B	6-1/2"
42L18	9/16"	IV	6-1/2"	1-1/32"	-	5"	42L18B	6-1/2"
42L20	5/8"	IV	6-1/2"	1-1/32"	-	5"	42L20B	6-1/2"

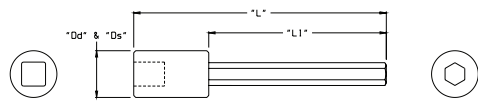
LONG LENGTH METRIC HEX BIT SOCKETS & REPLACEMENT HEX BITS

PART NUMBER	NOM. SIZE	SHAPE	L	DS	DD	L1	REPLACEMENT BIT PART NUMBER	BIT LENGTH
42L-06mm	6mm	III	165.00	16.94	23.78	127.00	42L-06MMB	165.10
42L-08mm	8mm	III	165.00	16.94	23.78	127.00	42L-08MMB	165.10
42L-10mm	10mm	III	165.00	19.00	23.78	127.00	42L-10MMB	165.10
42L-12mm	12mm	IV	165.00	23.78	-	127.00	42L-12MMB	165.10
42L-14mm	14mm	IV	165.00	26.00	-	127.00	42L-14MMB	165.10
42L-17mm	17mm	IV	165.00	28.00	-	127.00	42L-17MMB	165.10

REFERENCE DIAGRAMS



SHAPE III



SHAPE IV

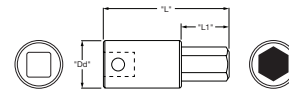
1/2" DRIVE HEX SOCKETS & BITS & TORX® BITS & HOLDERS



WRIGHT

1/2" SOCKETS, RATCHETS & ATTACHMENTS

IMPACT HEX BIT SOCKETS & REPLACEMENT HEX BITS



PART NUMBER	NOM. SIZE	L	DD	L1	BIT LENGTH	REPLACEMENT BIT PART NUMBER
42B08	1/4"	2-7/16"	15/16"	15/16"	1-1/2"	42B08B
42B10	5/16"	2-7/16"	15/16"	15/16"	1-1/2"	42B10B
42B12	3/8"	2-7/16"	15/16"	15/16"	1-1/2"	42B12B
42B14	7/16"	2-7/16"	15/16"	15/16"	1-1/2"	42B14B
42B16	1/2"	2-5/8"	1-1/16"	1"	1-5/8"	42B16B
42B18	9/16"	2-5/8"	1-1/16"	1"	1-5/8"	42B18B
42B20	5/8"	2-5/8"	1-1/16"	1"	1-5/8"	42B20B

METRIC IMPACT HEX BIT SOCKETS & REPLACEMENT HEX BITS

PART NUMBER	NOM. SIZE	L	DD	L1	BIT LENGTH	REPLACEMENT BIT PART NUMBER
42B-06MM	6mm	65.15	23.62	23.88	38.10	42BM06B
42B-08MM	8mm	65.15	23.62	23.88	38.10	42BM08B
42B-10MM	10mm	65.15	23.62	23.88	38.10	42BM10B
42B-12MM	12mm	66.68	26.80	25.40	41.28	42BM12B
42B-14MM	14mm	66.68	26.80	25.40	41.28	42BM14B
42B-17MM	17mm	66.68	26.80	25.40	41.28	42BM17B

TORX® BITS



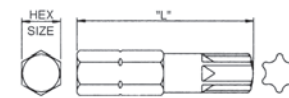
PART NUMBER	HEX SIZE	SHAPE	BIT SIZE	L
9287	7/16"	I	T-55	1-1/2"
9288	1/2" Sq. Drive	II	T-60	2-1/8"

TORX® BIT HOLDERS

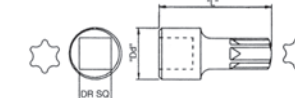


PART NUMBER	DESCRIPTION	SHAPE	DR. SQ. SIZE	HEX SIZE	L	DD	DD
9291	1/2" Dr. 7/16" Hex Bit Holder	III	1/2"	7/16"	1-1/2"	7/8"	11/16"

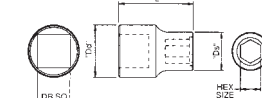
REFERENCE DIAGRAMS



SHAPE I



SHAPE II



SHAPE III



3/4" DRIVE SETS



3/4" SOCKETS, RATCHETS & ATTACHMENTS

WRIGHT

3/4" SOCKETS, RATCHETS & ATTACHMENTS

31 PIECES—12 PT. STANDARD SOCKET SET SET NUMBER 631



PART NUMBER	DESCRIPTION	PART NUMBER	DESCRIPTION
6128	7/8"	6160	1-7/8"
6130	15/16"	6164	2"
6132	1"	6166	2-1/16"
6134	1-1/16"	6168	2-1/8"
6136	1-1/8"	6170	2-3/16"
6138	1-3/16"	6172	2-1/4"
6140	1-1/4"	6176	2-3/8"
6142	1-5/16"	6400	Ratchet
6144	1-3/8"	6403	3-1/2" Extension
6146	1-7/16"	6408	8" Extension
6148	1-1/2"	6416	16" Extension
6150	1-9/16"	6435	Flex Handle
6152	1-5/8"	6440	Bull Bar
6154	1-11/16"	6443	Sliding T
6156	1-3/4"	6475	Universal
6158	1-13/16"	237	Metal Box

22 PIECES—12 PT. STANDARD SOCKET SET SET NUMBER 623



PART NUMBER	DESCRIPTION	PART NUMBER	DESCRIPTION
6128	7/8"	6152	1-5/8"
6130	15/16"	6154	1-11/16"
6132	1"	6156	1-3/4"
6134	1-1/16"	6158	1-13/16"
6136	1-1/8"	6160	1-7/8"
6138	1-3/16"	6164	2"
6140	1-1/4"	6400	Ratchet
6142	1-5/16"	6403	3-1/2" Extension
6144	1-3/8"	6408	8" Extension
6146	1-7/16"	6443	Sliding T
6148	1-1/2"	237	Metal Box
6150	1-9/16"		

19 PIECES—12 PT. STANDARD SOCKET SET SET NUMBER 618



PART NUMBER	DESCRIPTION	PART NUMBER	DESCRIPTION
6128	7/8"	6152	1-5/8"
6130	15/16"	6154	1-11/16"
6132	1"	6156	1-3/4"
6134	1-1/16"	6158	1-13/16"
6136	1-1/8"	6160	1-7/8"
6140	1-1/4"	6164	2"
6142	1-5/16"	6400	Ratchet
6144	1-3/8"	6408	8" Extension
6146	1-7/16"	6435	Flex Handle
6148	1-1/2"	237	Metal Box

13 PIECES—12 PT. STANDARD SOCKET SET SET NUMBER 614



PART NUMBER	DESCRIPTION	PART NUMBER	DESCRIPTION
6128	7/8"	6144	1-3/8"
6130	15/16"	6146	1-7/16"
6132	1"	6148	1-1/2"
6134	1-1/16"	6152	1-5/8"
6136	1-1/8"	6400	Ratchet
6140	1-1/4"	6408	8" Extension
6142	1-5/16"	96A	Metal Box

13 PIECES—6 PT. DEEP SOCKET SET SET NUMBER 625



PART NUMBER	DESCRIPTION	PART NUMBER	DESCRIPTION
6524	3/4"	6538	1-3/16"
6526	13/16"	6540	1-1/4"
6528	7/8"	6542	1-5/16"
6530	15/16"	6544	1-3/8"
6532	1"	6546	1-7/16"
6534	1-1/16"	6548	1-1/2"
6536	1-1/8"	23	Metal Box



3/4" DRIVE SETS

3/4" SOCKETS, RATCHETS & ATTACHMENTS



31 PIECES—12 PT. STANDARD METRIC SOCKET SET SET NUMBER 650

12

PART NUMBER	DESCRIPTION	PART NUMBER	DESCRIPTION
61-19mm	19mm	61-41mm	41mm
61-21mm	21mm	61-42mm	42mm
61-22mm	22mm	61-46mm	46mm
61-23mm	23mm	61-50mm	50mm
61-24mm	24mm	61-54mm	54mm
61-25mm	25mm	61-55mm	55mm
61-26mm	26mm	61-58mm	58mm
61-27mm	27mm	61-60mm	60mm
61-28mm	28mm	6400	3/4" Drive Ratchet
61-29mm	29mm	6403	3-1/2" Extension
61-30mm	30mm	6408	8" Extension
61-31mm	31mm	6416	16" Extension
61-32mm	32mm	6435	3/4" Drive Flex Handle
61-35mm	35mm	6443	Sliding T
61-36mm	36mm	6475	Universal
61-38mm	38mm	237	Metal Box



24 PIECES—12 PT. STANDARD METRIC SOCKET SET SET NUMBER 624

12

PART NUMBER	DESCRIPTION	PART NUMBER	DESCRIPTION
61-19mm	19mm	61-35mm	35mm
61-21mm	21mm	61-36mm	36mm
61-22mm	22mm	61-38mm	38mm
61-23mm	23mm	61-41mm	41mm
61-24mm	24mm	61-42mm	42mm
61-25mm	25mm	61-46mm	46mm
61-26mm	26mm	61-50mm	50mm
61-27mm	27mm	61-54mm	54mm
61-28mm	28mm	61-55mm	55mm
61-29mm	29mm	61-58mm	58mm
61-30mm	30mm	61-60mm	60mm
61-31mm	31mm		Cardboard Carton
61-32mm	32mm		

3/4" DRIVE IMPACT SOCKET SETS



WRIGHT



9 PIECES—12 PT. STANDARD IMPACT SOCKET SET SET NUMBER 603

12

PART NUMBER	DESCRIPTION	PART NUMBER	DESCRIPTION
67H24	3/4"	67H34	1-1/16"
67H26	13/16"	67H36	1-1/8"
67H28	7/8"	67H38	1-3/16"
67H30	15/16"	67H40	1-1/4"
67H32	1"		Cardboard Carton



11 PIECES—12 PT. STANDARD IMPACT SOCKET SET SET NUMBER 604

12

PART NUMBER	DESCRIPTION	PART NUMBER	DESCRIPTION
67H42	1-5/16"	67H54	1-11/16"
67H44	1-3/8"	67H56	1-3/4"
67H46	1-7/16"	67H58	1-13/16"
67H48	1-1/2"	67H60	1-7/8"
67H50	1-9/16"	67H64	2"
67H52	1-5/8"		Cardboard Carton



9 PIECES—6 PT. STANDARD IMPACT SOCKET SET SET NUMBER 609

6

PART NUMBER	DESCRIPTION	PART NUMBER	DESCRIPTION
6824	3/4"	6834	1-1/16"
6826	13/16"	6836	1-1/8"
6828	7/8"	6838	1-3/16"
6830	15/16"	6840	1-1/4"
6832	1"		Cardboard Carton

3/4" SOCKETS, RATCHETS & ATTACHMENTS



3/4" DRIVE IMPACT SOCKET SETS



14 PIECES—6 PT. STANDARD IMPACT SOCKET SET SET NUMBER 610



PART NUMBER	DESCRIPTION	PART NUMBER	DESCRIPTION
6824	3/4"	6840	1-1/4"
6826	13/16"	6842	1-5/16"
6828	7/8"	6844	1-3/8"
6830	15/16"	6846	1-7/16"
6832	1"	6848	1-1/2"
6834	1-1/16"	6852	1-5/8"
6836	1-1/8"	22	Metal Box
6838	1-3/16"		



8 PIECES—6 PT. DEEP IMPACT SOCKET SET SET NUMBER 608



PART NUMBER	DESCRIPTION	PART NUMBER	DESCRIPTION
6928	7/8"	6940	1-1/4"
6930	15/16"	6942	1-5/16"
6932	1"	6948	1-1/2"
6934	1-1/16"		Cardboard Carton
6936	1-1/8"		



5 PIECES—STANDARD IMPACT HEX BIT SOCKET SET SET NUMBER 606



PART NUMBER	DESCRIPTION	PART NUMBER	DESCRIPTION
6218	9/16"	6228	7/8"
6220	5/8"	6232	1"
6224	3/4"		Cardboard Carton



5 PIECES—STANDARD METRIC IMPACT HEX BIT SOCKET SET SET NUMBER 607



PART NUMBER	DESCRIPTION	PART NUMBER	DESCRIPTION
62-14mm	14mm	62-22mm	22mm
62-17mm	17mm	62-24mm	24mm
62-19mm	19mm		Cardboard Carton



19 PIECES—6 PT. STANDARD METRIC IMPACT SOCKET SET SET NUMBER 655



PART NUMBER	DESCRIPTION	PART NUMBER	DESCRIPTION
68-17mm	17mm	68-29mm	29mm
68-19mm	19mm	68-30mm	30mm
68-20mm	20mm	68-32mm	32mm
68-21mm	21mm	68-33mm	33mm
68-22mm	22mm	68-34mm	34mm
68-23mm	23mm	68-35mm	35mm
68-24mm	24mm	68-36mm	36mm
68-26mm	26mm	68-38mm	38mm
68-27mm	27mm	68-41mm	41mm
68-28mm	28mm		Cardboard Box



14 PIECES—6 PT. DEEP METRIC IMPACT SOCKET SET SET NUMBER 660



PART NUMBER	DESCRIPTION	PART NUMBER	DESCRIPTION
69-19mm	19mm	69-32mm	32mm
69-21mm	21mm	69-33mm	33mm
69-22mm	22mm	69-35mm	35mm
69-23mm	23mm	69-36mm	36mm
69-24mm	24mm	69-38mm	38mm
69-26mm	26mm	69-41mm	41mm
69-27mm	27mm		Cardboard Box
69-30mm	30mm		



3/4" DRIVE RATCHETS, HANDLES & ATTACHMENTS

RATCHETS

Drop forged, one-piece handle. Handle design allows operator to "feel" the fastener. Precision machined 45 tooth head gives long life and short arc swing. Kit is easily removed for cleaning or replacement.

PART NUMBER	DESCRIPTION	OVERALL LENGTH
6400	Knurled Steel Handle	24"
36400	Black Knurled Steel Handle	24"
6425	Long Black Knurled Steel Handle	42"

Meets or exceeds ASME B107.110.



RENEWAL KIT

PART NUMBER	DESCRIPTION
6402	45 Tooth, 6400 Ratchet
36402	For 6425, 36400 Ratchet—Black

Note: When cleaning your ratchet re-lubricate with light oil only.

EXTENSIONS



PART NUMBER	DESCRIPTION
6403	3-1/2"
6408	8"
6416	16"

Meets or exceeds ASME B107.110.

FLEX HANDLES



Steel pin and tension washer construction for added strength. No binding or locked joint.

PART NUMBER	DESCRIPTION	OVERALL LENGTH
6435	Knurled Steel Handle	23"
36435	Black Knurled Steel Handle	23"

Meets or exceeds ASME B107.110.

3/4" DRIVE HANDLES & ATTACHMENTS



BULL BAR



2-set screw locking position head—knurled grip 24" length. Extra strength for heavy-duty applications. 1,000 ft. lbs

PART NUMBER	DESCRIPTION
6440	24"
6441	Repair Kit for 6440

Meets or exceeds ASME B107.110.



UNIVERSAL

Steel pin and tension washer construction for added strength. No binding or locked joint.

PART NUMBER	OVERALL LENGTH
6475	3-13/16"

Meets or exceeds ASME B107.110.



SLIDING T



Head held in place by friction ball so it can slide to ends of bar with no overhang. Works in tighter places.

PART NUMBER	OVERALL LENGTH
6443	17-1/2"

Meets or exceeds ASME B107.110.

ADAPTOR

For interchange of sockets and attachments from one drive size to another.

PART NUMBER	DESCRIPTION	LENGTH
6450	3/4" F x 1/2" M	2-1/8"

Meets or exceeds ASME B107.110. Guarantee does not apply.



3/4" DRIVE IMPACT ATTACHMENTS



IMPACT UNIVERSAL JOINT

PART NUMBER	DESCRIPTION	RET RING	OVERALL LENGTH	OD
6800	Universal	6581	3-1/2"	1-7/8"

Meets or exceeds ASME B107.110.



6900 6901

IMPACT ADAPTORS

PART NUMBER	DESCRIPTION	RET RING	LENGTH
6900	3/4" F x 1/2" M	6580	2-1/8"
6901	3/4" F x 1" M	6581	2-1/2"


Meets or exceeds ASME B107.110. Guarantee does not apply.



IMPACT EXTENSIONS

PART NUMBER	DESCRIPTION	RET RING
6907	7"	6581
6910	10"	6581
6913	13"	6581
69E24	24"	6581
69E36	36"	6581

Meets or exceeds ASME B107.110.

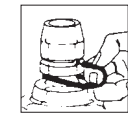


3/4" DRIVE RET RING® ONE-PIECE SOCKET RETAINERS

Conveniently replaces "O" Rings and Pins. See individual part numbers for size.


PART NUMBER	I.D.	PART NUMBER	I.D.
6580	1-1/4"	6582C	2"
6581	1-7/16"	6582B	2-1/8"
6582	1-5/8"	6582D	2-1/4"
6582A	1-3/4"		

REFERENCE DIAGRAMS



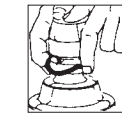
Place Socket Retainer over square driver. Place Socket on square driver aligning retention holes. Hold center pin of Retainer between thumb and index finger, and insert it through retention holes

STEP I



Push center pin of Socket Retainer all the way in.

STEP II



Pull O-ring of Socket Retainer up into groove on Socket.

STEP III

"O" RINGS AND PINS AS AN ALTERNATIVE TO RET RINGS

RET RING	RET RING ID	"O" RING	"O" RING WIDTH	"O" RING ID	PIN	PIN OD	PIN LENGTH
-	-	6574	1/8"	1-1/8"	6573	3/16"	1-1/16"
6580	1-1/4"	6575	1/8"	1-1/4"	6576	3/16"	1-1/4"
6581	1-7/16"	6577	1/8"	1-7/16"	6576	3/16"	1-1/4"
6582	1-5/8"	6578	1/8"	1-5/8"	6576	3/16"	1-1/4"
6582A	1-3/4"	8577	1/8"	1-3/4"	8576	3/16"	1-3/4"
6582C	2"	8577	1/8"	1-3/4"	8576	3/16"	1-3/4"
6582B	2-1/8"	8578	1/8"	2-1/8"	8580	3/16"	2-1/8"
6582D	2-1/4"	8578	1/8"	2-1/8"	8580	3/16"	2-1/8"



WARNING: WEAR SAFETY GOGGLES USER AND BYSTANDER

WARNING: TOOL SAFETY INFO READ PAGES 376-379

WARNING: COMFORT OR PLASTIC GRIPS DO NOT PROTECT AGAINST ELECTRIC SHOCK

WARNING: ALWAYS USE A RET RING® WHEN WORKING WITH IMPACT PRODUCTS

WARNING: WEAR SAFETY GOGGLES USER AND BYSTANDER

WARNING: TOOL SAFETY INFO READ PAGES 376-379

WARNING: COMFORT OR PLASTIC GRIPS DO NOT PROTECT AGAINST ELECTRIC SHOCK

WARNING: ALWAYS USE A RET RING® WHEN WORKING WITH IMPACT PRODUCTS

3/4" DRIVE SOCKETS



6 PT. DEEP SOCKETS

6

PART NUMBER	NOM. SIZE	SHAPE	L	DS	DD	BD
6524	3/4"	II	3-1/2"	1-15/64"	1-19/64"	1/2"
6526	13/16"	II	3-1/2"	1-19/64"	1-19/64"	1/2"
6528	7/8"	II	3-1/2"	1-3/8"	1-3/8"	17/32"
6530	15/16"	II	3-1/2"	1-27/64"	1-27/64"	9/16"
6532	1"	II	3-1/2"	1-15/32"	1-15/32"	19/32"
6534	1-1/16"	III	3-1/2"	1-37/64"	1-7/16"	2-1/2"
6536	1-1/8"	III	3-1/2"	1-21/32"	1-7/16"	2-31/64"
6538	1-3/16"	III	3-1/2"	1-23/32"	1-32/64"	2-15/32"
6540	1-1/4"	III	3-1/2"	1-55/64"	1-1/2"	2-7/16"
6542	1-5/16"	III	3-1/2"	1-29/32"	1-9/16"	2-27/64"
6544	1-3/8"	III	3-1/2"	1-29/32"	1-9/16"	2-13/32"
6546	1-7/16"	III	3-1/2"	2-1/16"	1-43/64"	2-3/8"
6548	1-1/2"	III	3-1/2"	2-3/32"	1-43/64"	2-23/64"
6552	1-5/8"	III	3-1/2"	2-7/32"	1-39/64"	2-5/16"

Meets or exceeds ASME B107.110. Refer to reference diagrams on page 227.



12 PT. STANDARD SOCKETS

12

PART NUMBER	NOM. SIZE	SHAPE	L	DS	DD	BD
6124	3/4"	I	2"	1-15/64"	1-19/64"	1/2"
6126	13/16"	II	2"	1-19/64"	1-19/64"	1/2"
6128	7/8"	II	2"	1-3/8"	1-3/8"	1/2"
6130	15/16"	II	2"	1-13/32"	1-13/32"	35/64"
6132	1"	II	2-1/32"	1-15/32"	1-15/32"	1-1/32"
6134	1-1/16"	III	2-1/16"	1-9/16"	1-29/64"	1-3/64"
6136	1-1/8"	III	2-1/8"	1-43/64"	1-29/64"	1-5/64"
6138	1-3/16"	III	2-1/8"	1-23/32"	1-29/64"	1-1/16"
6140	1-1/4"	III	2-3/16"	1-27/32"	1-37/64"	1-7/64"
6142	1-5/16"	III	2-1/4"	1-29/32"	1-37/64"	1-5/32"
6144	1-3/8"	III	2-1/4"	1-29/32"	1-37/64"	1-1/8"
6146	1-7/16"	III	2-5/16"	2-1/16"	1-37/64"	1-11/64"
6148	1-1/2"	III	2-5/16"	2-3/32"	1-39/64"	1-5/32"
6150	1-9/16"	III	2-7/16"	2-3/32"	1-39/64"	1-1/4"
6152	1-5/8"	III	2-1/2"	2-7/32"	1-39/64"	1-19/64"
6154	1-11/16"	III	2-1/2"	2-5/16"	1-5/8"	1-9/32"
6156	1-3/4"	III	2-21/32"	2-25/64"	1-43/64"	1-13/32"
6158	1-13/16"	III	2-13/16"	2-1/2"	1-3/4"	1-35/64"
6160	1-7/8"	III	2-7/8"	2-19/32"	1-3/4"	1-37/64"
6164	2"	III	3"	2-11/16"	1-3/4"	1-11/16"
6166	2-1/16"	III	3-1/32"	2-47/64"	1-61/64"	1-45/64"
6168	2-1/8"	III	3-1/16"	2-55/64"	1-61/64"	1-23/32"
6170	2-3/16"	III	3-1/16"	2-55/64"	1-61/64"	1-11/16"
6172	2-1/4"	III	3-3/16"	3-1/32"	1-61/64"	1-51/64"
6176	2-3/8"	III	3-1/4"	3-1/32"	1-61/64"	2"

Meets or exceeds ASME B107.110. Refer to reference diagrams on page 227.



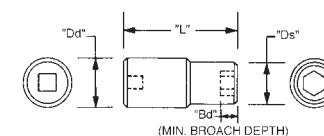
12 PT. STANDARD METRIC SOCKETS

12

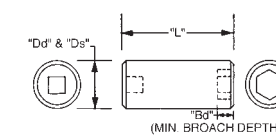
PART NUMBER	NOM. SIZE	SHAPE	L	DS	DD	BD
61-19mm	19mm	I	50.80	31.34	32.94	12.7
61-20mm	20mm	II	50.80	32.13	32.13	12.70
61-21mm	21mm	II	50.80	32.94	32.94	12.70
61-22mm	22mm	II	50.80	34.14	34.14	12.70
61-23mm	23mm	II	50.80	34.52	34.52	13.49
61-24mm	24mm	II	50.80	34.93	34.93	13.89
61-25mm	25mm	II	51.21	36.53	36.53	14.30
61-26mm	26mm	II	51.21	37.31	37.31	26.08
61-27mm	27mm	III	52.39	40.08	36.91	26.59
61-28mm	28mm	III	53.98	40.87	36.91	28.41
61-29mm	29mm	III	53.98	42.06	36.91	28.08
61-30mm	30mm	III	53.98	42.88	36.91	27.75
61-31mm	31mm	III	55.58	44.45	40.08	29.02
61-32mm	32mm	III	55.58	46.43	40.08	28.68
61-33mm	33mm	III	57.15	48.39	40.08	28.68
61-34mm	34mm	III	57.15	48.39	40.08	28.68
61-35mm	35mm	III	57.15	48.41	40.08	28.58
61-36mm	36mm	III	58.74	51.59	40.08	30.52
61-38mm	38mm	III	60.33	53.19	41.28	31.43
61-40mm	40mm	III	63.50	53.34	41.91	22.75
61-41mm	41mm	III	64.29	56.36	40.87	34.39
61-42mm	42mm	III	65.10	56.36	40.87	34.87
61-43mm	43mm	III	65.10	58.80	41.53	36.00
61-46mm	46mm	III	73.03	60.33	44.45	41.47
61-50mm	50mm	III	76.20	66.27	44.45	43.31
61-54mm	54mm	III	77.80	72.24	49.23	43.66
61-55mm	55mm	III	80.16	72.62	49.23	45.60
61-58mm	58mm	III	82.55	75.41	49.23	46.99
61-60mm	60mm	III	82.55	79.38	49.23	46.32

Meets or exceeds ASME B107.110.

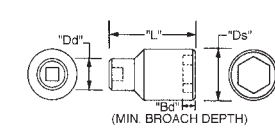
REFERENCE DIAGRAMMS



SHAPE I



SHAPE II



SHAPE III



3/4" DRIVE IMPACT SOCKETS



12 PT. STANDARD IMPACT SOCKETS



PART NUMBER	NOM. SIZE	RET RING	SHAPE	L	DS	DD	BD
67H18	9/16"	6581	I	2-3/32"	1"	1-5/8"	21/64"
67H20	5/8"	6581	I	2-3/32"	1-3/32"	1-5/8"	9/32"
67H22	11/16"	6581	I	2-3/32"	1-11/64"	1-5/8"	5/16"
67H24	3/4"	6581	I	2-3/32"	1-15/64"	1-5/8"	9/16"
67H26	13/16"	6581	I	2-1/8"	1-3/8"	1-5/8"	39/64"
67H28	7/8"	6581	I	2-1/8"	1-1/2"	1-5/8"	39/64"
67H30	15/16"	6581	I	2-1/8"	1-9/16"	1-5/8"	19/32"
67H32	1"	6581	II	2-1/8"	1-5/8"	1-5/8"	35/64"
67H34	1-1/16"	6581	II	2-1/8"	1-11/16"	1-11/16"	1-7/64"
67H36	1-1/8"	6582	II	2-1/8"	1-3/4"	1-3/4"	1-3/32"
67H38	1-3/16"	6582A	II	2-1/8"	1-7/8"	1-7/8"	1-1/16"
67H40	1-1/4"	6582A	II	2-1/8"	2"	2"	1-3/64"
67H42	1-5/16"	6582A	II	2-1/8"	2"	2"	1-1/32"
67H44	1-3/8"	6582A	III	2-1/4"	2-1/8"	1-29/32"	1-1/8"
67H46	1-7/16"	6582A	III	2-1/4"	2-1/8"	1-29/32"	1-1/8"
67H48	1-1/2"	6582A	III	2-1/2"	2-5/16"	1-29/32"	1-23/64"
67H50	1-9/16"	6582A	III	2-1/2"	2-13/32"	1-29/32"	1-11/32"
67H52	1-5/8"	6582A	III	2-1/2"	2-7/16"	1-29/32"	1-5/16"
67H54	1-11/16"	6582A	III	2-5/8"	2-1/2"	1-29/32"	1-27/64"
67H56	1-3/4"	6582A	III	2-5/8"	2-1/2"	1-29/32"	1-13/32"
67H58	1-13/16"	6582A	III	2-5/8"	2-5/8"	1-29/32"	1-3/8"
67H60	1-7/8"	6582A	III	2-3/4"	2-23/32"	1-29/32"	1-31/64"
67H64	2"	6582A	III	2-7/8"	2-3/4"	1-29/32"	1-9/16"
67H66	2-1/16"	6582A	III	2-7/8"	2-7/8"	1-29/32"	1-35/64"
67H68	2-1/8"	6582A	III	3-1/16"	3"	1-29/32"	1-23/32"
67H70	2-3/16"	6582A	III	3-3/16"	3"	1-29/32"	1-13/16"
67H72	2-1/4"	6582A	III	3-3/16"	3-1/16"	1-29/32"	1-51/64"
67H76	2-3/8"	6582A	III	3-1/2"	3-1/4"	1-29/32"	2-1/16"

Meets or exceeds ASME B107.110.



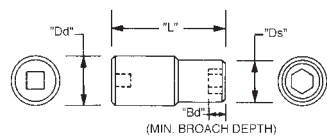
12 PT. STANDARD METRIC IMPACT SOCKETS



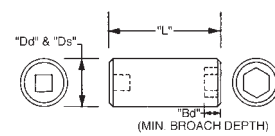
PART NUMBER	NOM. SIZE	RET RING	SHAPE	L	DS	DD	BD
67H-17mm	17mm	6581	I	48.51	29.85	41.15	9.53
67H-19mm	19mm	6581	I	48.51	31.55	41.15	14.30
67H-20mm	20mm	6581	I	48.51	34.04	41.15	15.47
67H-21mm	21mm	6581	I	50.80	34.77	41.15	15.47
67H-22mm	22mm	6581	I	50.80	36.83	41.15	14.30
67H-23mm	23mm	6581	I	50.80	41.02	41.02	12.70
67H-24mm	24mm	6581	I	50.80	41.15	41.15	14.30
67H-25mm	25mm	6581	I	50.80	41.15	41.15	14.30
67H-26mm	26mm	6581	I	50.80	41.15	41.15	17.48
67H-27mm	27mm	6581	II	53.98	42.75	42.75	17.48
67H-28mm	28mm	6581	II	53.98	44.45	44.45	27.83
67H-29mm	29mm	6581	II	53.98	46.02	46.02	28.08
67H-30mm	30mm	6581	II	53.98	47.75	47.75	27.75
67H-31mm	31mm	6582	II	53.98	47.75	47.75	27.08
67H-32mm	32mm	6582	II	53.98	50.80	50.80	27.08
67H-33mm	33mm	6582	II	53.98	50.80	50.80	26.75
67H-34mm	34mm	6582	II	53.98	52.58	52.58	26.41
67H-35mm	35mm	6582	III	57.15	53.98	45.72	29.26
67H-36mm	36mm	6582	III	57.15	56.64	48.26	28.92
67H-38mm	38mm	6582A	III	57.15	58.72	45.72	28.26
67H-40mm	40mm	6582A	III	57.15	61.93	45.72	33.61
67H-41mm	41mm	6582A	III	63.50	62.99	48.26	33.61
67H-42mm	42mm	6582A	III	64.26	63.50	48.26	34.87
67H-43mm	43mm	6582A	III	66.68	65.02	48.26	36.12
67H-46mm	46mm	6582A	III	66.68	69.09	48.26	35.12
67H-50mm	50mm	6582A	III	69.85	73.41	48.26	36.96
67H-55mm	55mm	6582A	III	77.85	79.63	48.82	47.00

Meets or exceeds ASME B107.110. Refer to reference diagrams on page 228.

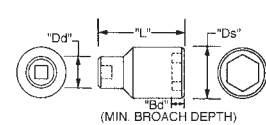
REFERENCE DIAGRAMS



SHAPE I



SHAPE II



SHAPE III



3/4" DRIVE IMPACT SOCKETS



12 PT. DEEP METRIC IMPACT SOCKETS

12

PART NUMBER	NOM. SIZE	RET RING	SHAPE	L	DS	OD	BD
69H-19mm	19mm	6581	I	82.55	31.55	41.15	11.13
69H-21mm	21mm	6581	I	82.55	34.77	41.15	11.51
69H-22mm	22mm	6581	I	82.55	36.83	41.15	12.70
69H-23mm	23mm	6581	I	82.55	38.86	41.15	12.70
69H-24mm	24mm	6581	I	82.55	39.70	41.15	14.30
69H-26mm	26mm	6582	I	88.90	41.15	44.45	63.42
69H-27mm	27mm	6582	I	88.90	42.75	44.45	63.10
69H-30mm	30mm	6582	II	88.90	47.75	47.75	62.09
69H-32mm	32mm	6582	II	88.90	50.80	50.80	61.42
69H-33mm	33mm	6582	II	88.90	50.80	50.80	61.09
69H-35mm	35mm	6582	III	88.90	53.98	48.26	61.12
69H-36mm	36mm	6582	III	88.90	56.64	48.26	60.67
69H-38mm	38mm	6582A	III	88.90	58.67	48.77	60.01
69H-41mm	41mm	6582A	III	88.90	62.99	48.26	59.01
69H-43mm	43mm	6582A	III	88.90	65.02	48.26	58.34

Meets or exceeds ASME B107.110. Refer to reference diagrams on page 231.



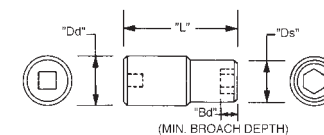
6 PT. STANDARD IMPACT SOCKETS

6

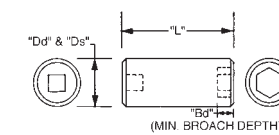
PART NUMBER	NOM. SIZE	RET RING	SHAPE	L	DS	OD	BD
6818	9/16"	6581	I	2-3/32"	1"	1-5/8"	21/64"
6820	5/8"	6581	I	2-3/32"	1-3/32"	1-5/8"	9/32"
6822	11/16"	6581	I	2-3/32"	1-5/32"	1-5/8"	5/16"
6824	3/4"	6581	I	2-3/32"	1-1/4"	1-5/8"	9/16"
6826	13/16"	6581	I	2-1/8"	1-3/8"	1-5/8"	39/64"
6828	7/8"	6581	I	2-1/8"	1-1/2"	1-5/8"	39/64"
6830	15/16"	6581	I	2-1/8"	1-9/16"	1-5/8"	19/32"
6832	1"	6581	II	2-1/8"	1-5/8"	1-5/8"	35/64"
6834	1-1/16"	6581	II	2-1/8"	1-11/16"	1-11/16"	1-7/64"
6836	1-1/8"	6582	II	2-1/8"	1-3/4"	1-3/4"	1-3/32"
6838	1-3/16"	6582A	II	2-1/8"	1-7/8"	1-7/8"	1-1/16"
6840	1-1/4"	6582A	II	2-1/8"	2"	2"	1-3/64"
6842	1-5/16"	6582A	II	2-1/8"	2-1/16"	2-1/16"	1-1/32"
6844	1-3/8"	6582A	III	2-1/4"	2-1/8"	1-29/32"	1-1/8"
6846	1-7/16"	6582A	III	2-1/4"	2-13/57"	1-29/32"	1-1/8"
6848	1-1/2"	6582A	III	2-1/2"	2-5/16"	1-29/32"	1-23/64"
6850	1-9/16"	6582A	III	2-1/2"	2-13/32"	1-29/32"	1-11/32"
6852	1-5/8"	6582A	III	2-1/2"	2-31/64"	1-29/32"	1-5/16"
6854	1-11/16"	6582A	III	2-5/8"	2-9/16"	1-29/32"	1-27/64"
6856	1-3/4"	6582A	III	2-5/8"	2-41/64"	1-29/32"	1-13/32"
6858	1-13/16"	6582A	III	2-5/8"	2-23/32"	1-29/32"	1-3/8"
6860	1-7/8"	6582A	III	2-3/4"	2-13/16"	1-29/32"	1-31/64"
6862	1-15/16"	6582A	III	2-3/4"	2-57/64"	1-29/32"	1-15/32"
6864	2"	6582A	III	2-7/8"	2-31/32"	1-29/32"	1-9/16"
6890	2-1/16"	6582A	III	2-7/8"	3-3/64"	1-29/32"	1-35/64"
6892	2-1/8"	6582A	III	3-1/16"	3-9/64"	1-29/32"	1-23/32"
6894	2-3/16"	6582A	III	3-3/16"	3-7/32"	1-29/32"	1-13/16"
6896	2-1/4"	6582A	III	3-3/16"	3-19/64"	1-29/32"	1-51/64"
6898	2-3/8"	6582A	III	3-1/4"	3-29/64"	1-29/32"	2-1/16"
68100	2-7/16"	6582C	III	3-1/4"	3-17/32"	2-1/4"	1-15/16"
68102	2-1/2"	6582C	III	3-1/4"	3-17/32"	2-1/4"	1-15/16"
68104	2-9/16"	6582C	III	3-1/4"	3-19/32"	2-1/4"	1-7/8"
68106	2-5/8"	6582C	III	3-1/4"	3-43/64"	2-1/4"	1-7/8"
68108	2-11/16"	6582C	III	3-1/2"	3-3/4"	2-1/4"	1-7/8"
68110	2-3/4"	6582C	III	3-1/2"	3-13/16"	2-1/4"	2"
68112	2-13/16"	6582C	III	3-1/2"	3-57/64"	2-1/4"	2"
68114	2-7/8"	6582C	III	3-1/2"	3-61/64"	2-1/4"	2"
68116	2-15/16"	6582C	III	3-3/4"	4-1/32"	2-1/4"	2-1/4"
68118	3"	6582C	III	3-3/4"	4-7/64"	2-1/4"	2-1/4"

Meets or exceeds ASME B107.110.

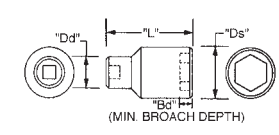
REFERENCE DIAGRAMMS



SHAPE I



SHAPE II



SHAPE III



WARNING: WEAR SAFETY GOGGLES USER AND BYSTANDER

WARNING: TOOL SAFETY INFO READ PAGES 376-379

WARNING: COMFORT OR PLASTIC GRIPS DO NOT PROTECT AGAINST ELECTRIC SHOCK

WARNING: ALWAYS USE A RET RING WHEN WORKING WITH IMPACT PRODUCTS

WARNING: WEAR SAFETY GOGGLES USER AND BYSTANDER

WARNING: TOOL SAFETY INFO READ PAGES 376-379

WARNING: COMFORT OR PLASTIC GRIPS DO NOT PROTECT AGAINST ELECTRIC SHOCK

WARNING: ALWAYS USE A RET RING WHEN WORKING WITH IMPACT PRODUCTS

3/4" DRIVE IMPACT SOCKETS



6 PT. STANDARD METRIC IMPACT SOCKETS



PART NUMBER	NOM. SIZE	RET RING	SHAPE	L	DS	DD	BD
68-17mm	17mm	6581	I	48.51	29.85	41.15	9.53
68-18mm	18mm	6581	I	48.51	31.24	41.15	9.53
68-19mm	19mm	6581	I	48.51	31.55	41.15	14.30
68-20mm	20mm	6581	I	48.51	34.04	41.15	15.47
68-21mm	21mm	6581	I	50.80	34.77	41.15	15.47
68-22mm	22mm	6581	I	50.80	36.83	41.15	14.30
68-23mm	23mm	6581	II	50.80	41.02	41.02	12.70
68-24mm	24mm	6581	II	50.80	41.15	41.15	14.30
68-26mm	26mm	6581	II	50.80	41.15	41.15	17.48
68-27mm	27mm	6581	II	53.98	42.75	42.75	17.48
68-28mm	28mm	6581	II	53.98	44.45	44.45	27.83
68-29mm	29mm	6581	II	53.98	46.02	46.02	28.08
68-30mm	30mm	6581	II	53.98	47.75	47.75	27.75
68-31mm	31mm	6581	II	53.95	47.75	47.75	27.08
68-32mm	32mm	6582	II	53.98	50.80	50.80	27.08
68-33mm	33mm	6582	III	53.98	50.80	50.80	26.75
68-34mm	34mm	6582	III	53.98	52.58	52.58	26.41
68-35mm	35mm	6582	III	57.15	53.98	45.72	29.26
68-36mm	36mm	6582	III	57.15	56.64	45.72	28.92
68-38mm	38mm	6582A	III	57.15	58.67	45.72	28.26
68-40mm	40mm	6582A	III	63.50	61.98	45.72	34.00
68-41mm	41mm	6582A	III	63.50	62.99	48.26	33.61
68-42mm	42mm	6582A	III	65.07	63.50	48.26	34.87
68-43mm	43mm	6582A	III	66.68	65.02	48.26	36.12
68-46mm	46mm	6582A	III	66.68	69.09	48.26	35.12
68-50mm	50mm	6582A	III	69.85	73.41	48.26	36.96

Meets or exceeds ASME B107.110.



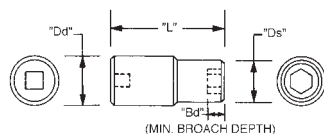
6 PT. DEEP IMPACT SOCKETS



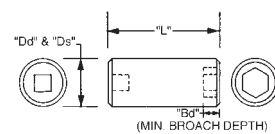
PART NUMBER	NOM. SIZE	RET RING	SHAPE	L	DS	DD	BD
6918	9/16"	6581	I	3-7/64"	1"	1-5/8"	21/64"
6920	5/8"	6581	I	3-7/64"	1-7/64"	1-5/8"	3/8"
6922	11/16"	6581	I	3-7/64"	1-11/64"	1-5/8"	3/8"
6924	3/4"	6581	I	3-7/64"	1-1/4"	1-5/8"	9/16"
6926	13/16"	6581	I	3-7/64"	1-3/8"	1-5/8"	39/64"
6928	7/8"	6581	I	3-7/64"	1-1/2"	1-5/8"	39/64"
6930	15/16"	6581	I	3-7/64"	1-9/16"	1-5/8"	19/32"
6932	1"	6581	II	3-7/64"	1-5/8"	1-5/8"	35/64"
6934	1-1/16"	6581	II	3-1/2"	1-11/16"	1-11/16"	2-31/64"
6936	1-1/8"	6582	II	3-1/2"	1-3/4"	1-3/4"	2-15/32"
6938	1-3/16"	6582A	II	3-1/2"	1-27/32"	1-27/32"	2-7/16"
6940	1-1/4"	6582A	II	3-1/2"	1-59/64"	1-59/64"	2-27/64"
6942	1-5/16"	6582A	II	3-1/2"	2"	2"	2-1/2"
6944	1-3/8"	6582A	III	3-1/2"	2-1/16"	1-29/32"	2-13/32"
6946	1-7/16"	6582A	III	3-1/2"	2-5/32"	1-29/32"	2-3/8"
6948	1-1/2"	6582A	III	3-1/2"	2-15/64"	1-29/32"	2-23/64"
6950	1-9/16"	6582A	III	3-1/2"	2-5/16"	1-29/32"	2-11/32"
6952	1-5/8"	6582A	III	3-1/2"	2-13/32"	1-29/32"	2-5/16"
6954	1-11/16"	6582A	III	3-1/2"	2-31/64"	1-29/32"	2-19/64"
6956	1-3/4"	6582A	III	3-1/2"	2-9/16"	1-29/32"	2-9/32"
6958	1-13/16"	6582A	III	3-1/2"	2-41/64"	1-29/32"	2-1/4"
6960	1-7/8"	6582A	III	3-1/2"	2-23/32"	1-29/32"	2-15/64"
6962	1-15/16"	6582A	III	3-1/2"	2-13/16"	1-29/32"	2-7/32"
6964	2"	6582A	III	3-3/4"	2-57/64"	1-29/32"	2-25/64"
6966	2-1/16"	6582A	III	3-3/4"	2-31/32"	1-29/32"	2-7/16"
6968	2-1/8"	6582A	III	3-3/4"	3-3/64"	1-29/32"	2-7/16"
69100	2-3/16"	6582A	III	4-1/4"	3-9/64"	1-29/32"	2-1/2"
69102	2-1/4"	6582A	III	4-1/4"	3-7/32"	1-29/32"	2-1/2"
69104	2-5/16"	6582A	III	4-1/4"	3-19/64"	1-29/32"	2-1/2"
69106	2-3/8"	6582A	III	4-1/4"	3-3/8"	1-29/32"	2-1/2"
69108	2-7/16"	6582C	III	4-1/4"	3-29/64"	2-1/4"	2-1/2"
69110	2-1/2"	6582C	III	4-1/4"	3-17/32"	2-1/4"	2-7/8"
69112	2-9/16"	6582C	III	4-1/4"	3-19/32"	2-1/4"	2-7/8"
69114	2-5/8"	6582C	III	4-1/4"	3-43/64"	2-1/4"	2-7/8"
69116	2-11/16"	6582C	III	4-1/2"	3-3/4"	2-1/4"	3"
69118	2-3/4"	6582C	III	4-1/2"	3-13/16"	2-1/4"	3"
69120	2-13/16"	6582C	III	4-1/2"	3-57/64"	2-1/4"	3"
69122	2-7/8"	6582C	III	4-1/2"	3-31/32"	2-1/4"	3"
69124	2-15/16"	6582C	III	4-3/4"	4-1/32"	2-1/4"	3-1/4"
69126	3"	6582C	III	4-3/4"	4-7/64"	2-1/4"	3-1/4"

Meets or exceeds ASME B107.110. Refer to reference diagrams on page 232.

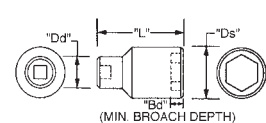
REFERENCE DIAGRAMS



SHAPE I



SHAPE II



SHAPE III



3/4" DRIVE IMPACT SOCKETS

12 PT. DEEP IMPACT SOCKETS

12



PART NUMBER	NOM. SIZE	RET RING	SHAPE	L	DS	DD	BD
6969	9/16"	6581	I	3-1/4"	1"	1-5/8"	21/64"
6970	5/8"	6581	I	3-1/4"	1-3/32"	1-5/8"	3/8"
6972	11/16"	6581	I	3-1/4"	1-5/32"	1-5/8"	3/8"
6974	3/4"	6581	I	3-1/4"	1-1/4"	1-5/8"	7/16"
6976	13/16"	6581	I	3-1/4"	1-3/8"	1-5/8"	29/64"
6978	7/8"	6581	I	3-1/4"	1-1/2"	1-5/8"	1/2"
6980	15/16"	6581	I	3-1/4"	1-9/16"	1-5/8"	35/64"
6982	1"	6581	II	3-1/4"	1-5/8"	1-5/8"	35/64"
6998	1-1/2"	6581	III	3-1/2"	2-5/16"	1-29/32"	7/8"

Meets or exceeds ASME B107.110.

6 PT. DEEP METRIC IMPACT SOCKETS

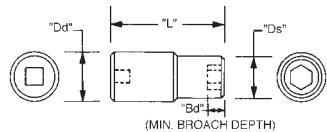
6



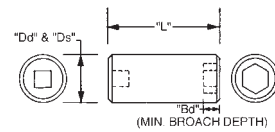
PART NUMBER	NOM. SIZE	RET RING	SHAPE	L	DS	DD	BD
69-19mm	19mm	6581	I	78.97	31.75	41.28	11.13
69-21mm	21mm	6581	I	78.97	34.93	41.28	11.51
69-22mm	22mm	6581	I	78.97	34.93	41.28	12.70
69-23mm	23mm	6581	I	78.97	38.89	41.28	12.70
69-24mm	24mm	6581	I	78.97	39.70	41.28	14.30
69-26mm	26mm	6582	I	88.90	41.28	44.45	63.42
69-27mm	27mm	6582	I	88.90	42.88	44.45	63.10
69-30mm	30mm	6582A	II	88.90	47.75	47.75	62.09
69-31mm	31mm	6582A	II	88.90	45.72	45.72	60.00
69-32mm	32mm	6582A	II	88.90	50.80	50.80	61.42
69-33mm	33mm	6582A	II	88.90	50.80	50.80	61.09
69-34mm	34mm	6582A	II	88.90	52.58	52.58	60.00
69-35mm	35mm	6582A	III	88.90	53.98	48.26	61.12
69-36mm	36mm	6582A	III	88.90	53.98	48.26	60.67
69-38mm	38mm	6582A	III	88.90	58.75	48.26	60.01
69-41mm	41mm	6582A	III	88.90	61.93	48.26	59.01
69-43mm	43mm	6582A	III	88.90	63.50	48.26	58.34
69-46mm	46mm	6582A	III	88.90	68.58	48.26	60.00
69-50mm	50mm	6582A	III	95.25	73.41	48.26	60.00

Meets or exceeds ASME B107.110.

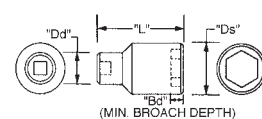
REFERENCE DIAGRAMS



SHAPE I



SHAPE II



SHAPE III



WARNING: WEAR SAFETY GOGGLES USER AND BYSTANDER



WARNING: TOOL SAFETY INFO READ PAGES 376-379



WARNING: COMFORT OR PLASTIC GRIPS DO NOT PROTECT AGAINST ELECTRIC SHOCK



WARNING: ALWAYS USE A RET RING WHEN WORKING WITH IMPACT PRODUCTS



WARNING: WEAR SAFETY GOGGLES USER AND BYSTANDER



WARNING: TOOL SAFETY INFO READ PAGES 376-379



WARNING: COMFORT OR PLASTIC GRIPS DO NOT PROTECT AGAINST ELECTRIC SHOCK



WARNING: ALWAYS USE A RET RING WHEN WORKING WITH IMPACT PRODUCTS

3/4" DRIVE POWER & IMPACT SOCKETS



8 PT. DOUBLE SQUARE IMPACT (RAILROAD) SOCKETS

8



PART NUMBER	NOM. SIZE	RET RING	SHAPE	L	DS	DD	BD
6865	3/4"	6581	II	2-1/8"	1-5/8"	1-5/8"	1/2"
6866	13/16"	6581	II	2-1/8"	1-11/16"	1-11/16"	1/2"
6868	7/8"	6582	II	2-1/8"	1-3/4"	1-3/4"	1-7/64"
6870	15/16"	6582	II	2-1/8"	1-13/16"	1-13/16"	1-5/64"
6872	1"	6582A	II	2-1/8"	2"	2"	1-3/64"
6874	1-1/16"	6582A	III	2-1/4"	2-1/8"	1-29/32"	1-5/32"
6876	1-1/8"	6582A	III	2-1/4"	2-1/4"	1-29/32"	1-1/8"
6878	1-3/16"	6582A	III	2-1/2"	2-5/16"	1-29/32"	1-11/32"
6880	1-1/4"	6582A	III	2-1/2"	2-7/16"	1-29/32"	1-21/32"
6882	1-5/16"	6582A	III	2-5/8"	2-1/2"	1-29/32"	1-27/64"
6886	1-7/16"	6582A	III	2-3/4"	2-11/32"	1-29/32"	1-1/2"

Meets or exceeds ASME B107.110. Refer to reference diagrams on page 234.

BUDD WHEEL IMPACT SOCKETS

PART NUMBER	NOM. SIZE	RET RING	SHAPE	L	DS	DD	BD
6893	13/16" Sq. Std. Length Budd Wheels	6581	V	2-1/4"	1-5/8"	1-5/8"	5/8"
6991	1-1/2" Hex x 13/16" Sq. Long Length Combination Socket Budd Wheels	6582B	V	3-13/16"	2-1/4"	2-1/4"	3/4"
6993	13/16" Sq. Long Length Budd Wheels	6582	V	3-1/8"	1-25/32"	1-25/32"	5/8"

Meets or exceeds ASME B107.110.

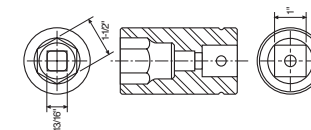


6893

6991

6993

REFERENCE DIAGRAMS



SHAPE V

3/4" DRIVE IMPACT SOCKETS



SQUARE BUDD WHEEL METRIC IMPACT SOCKETS

PART NUMBER	NOM. SIZE	RET RING	SHAPE	L	DS	DD	BD
68-87mm	17mm Sq. Std. Length	6581	II	55.56	41.28	41.28	15.66
68-91mm	21mm Sq. Std. Length	6581	II	55.56	41.28	41.28	15.66

Meets or exceeds ASME B107.110. Refer to reference diagrams on page 235.



IMPACT HEX BIT SOCKETS

PART NUMBER	NOM. SIZE	RET RING	SHAPE	OVERALL LENGTH [L]	BIT LENGTH [L1]	DIAMETER SOCKET END DS	DIAMETER DRIVE END DD	REPLACEMENT BIT
6218	9/16"	6581	IV	3-9/32"	1-3/16"	1"	1-5/8"	6218B
6220	5/8"	6581	IV	3-1/4"	1-3/16"	1-3/32"	1-5/8"	6220B
6224	3/4"	6581	IV	3-11/32"	1-5/16"	1-15/64"	1-5/8"	6224B
6228	7/8"	6581	IV	3-1/2"	1-7/16"	1-1/2"	1-5/8"	6228B
6232	1"	6581	IV	3-5/8"	1-9/16"	1-5/8"	1-5/8"	6232B

Meets or exceeds ASME B107.110. Refer to reference diagrams on page 235.



IMPACT METRIC HEX BIT SOCKETS

PART NUMBER	NOM. SIZE	RET RING	SHAPE	OVERALL LENGTH [L]	BIT LENGTH [L1]	DIAMETER SOCKET END DS	DIAMETER DRIVE END DD	REPLACEMENT BIT
62-14mm	14mm	6581	IV	83.34	35.00	25.40	41.28	62M14B
62-17mm	17mm	6581	IV	83.34	35.00	30.16	41.28	62M17B
62-19mm	19mm	6581	IV	83.34	35.00	31.75	41.28	62M19B
62-22mm	22mm	6581	IV	95.25	35.00	34.93	41.28	62M22B
62-24mm	24mm	6581	IV	95.25	35.00	39.69	41.28	62M24B

Meets or exceeds ASME B107.110. Refer to reference diagrams on page 235.

BALL JOINT IMPACT SOCKETS

PART NUMBER	NOM. SIZE	SHAPE	L	DS	DD	BD
6888	1-7/8"	III	2-3/32"	2-7/16"	1-21/32"	3/8"
6889	2-1/8"	III	2-3/32"	2-23/32"	1-15/16"	7/16"

Meets or exceeds ASME B107.110.

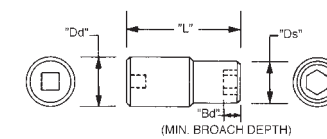


6888

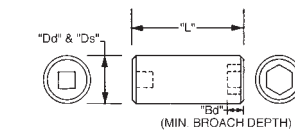


6889

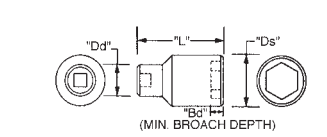
REFERENCE DIAGRAMS



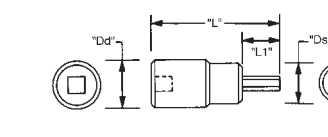
SHAPE I



SHAPE II



SHAPE III



SHAPE IV



WARNING: WEAR SAFETY GOGGLES USER AND BYSTANDER

WARNING: TOOL SAFETY INFO READ PAGES 376-379

WARNING: COMFORT OR PLASTIC GRIPS DO NOT PROTECT AGAINST ELECTRIC SHOCK

WARNING: ALWAYS USE A RET RING WHEN WORKING WITH IMPACT PRODUCTS

WARNING: WEAR SAFETY GOGGLES USER AND BYSTANDER

WARNING: TOOL SAFETY INFO READ PAGES 376-379

WARNING: COMFORT OR PLASTIC GRIPS DO NOT PROTECT AGAINST ELECTRIC SHOCK

WARNING: ALWAYS USE A RET RING WHEN WORKING WITH IMPACT PRODUCTS

1" DRIVE SETS

1" SOCKETS, RATCHETS & ATTACHMENTS



29 PIECES - 12 PT. STANDARD SOCKET SET SET NUMBER 829



PART NUMBER	DESCRIPTION	PART NUMBER	DESCRIPTION
8146	1-7/16"	8180	2-1/2"
8148	1-1/2"	8182	2-9/16"
8152	1-5/8"	8184	2-5/8"
8154	1-11/16"	8188	2-3/4"
8156	1-3/4"	8190	2-13/16"
8158	1-13/16"	8194	2-15/16"
8160	1-7/8"	8196	3"
8162	1-15/16"	8197	3-1/8"
8164	2"	8400	Ratchet
8168	2-1/8"	8408	8" Extension
8170	2-3/16"	8417	17" Extension
8172	2-1/4"	8435	Flex Handle
8174	2-5/16"	8440	Bull Bar
8176	2-3/8"	8443	Sliding T
8178	2-7/16"	299	Metal Box



21 PIECES - 12 PT. STANDARD SOCKET SET SET NUMBER 821



PART NUMBER	DESCRIPTION	PART NUMBER	DESCRIPTION
8146	1-7/16"	8176	2-3/8"
8148	1-1/2"	8180	2-1/2"
8152	1-5/8"	8184	2-5/8"
8154	1-11/16"	8188	2-3/4"
8156	1-3/4"	8194	2-15/16"
8158	1-13/16"	8197	3-1/8"
8160	1-7/8"	8400	Ratchet
8164	2"	8408	8" Extension
8168	2-1/8"	8417	17" Extension
8170	2-3/16"	8443	Sliding T
8172	2-1/4"	299	Metal Box

1" DRIVE RATCHETS, HANDLES & ATTACHMENTS



WRIGHT

1" SOCKETS, RATCHETS & ATTACHMENTS

RATCHETS

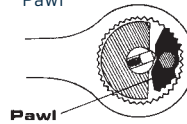
Drop forged, one-piece handle. Handle design allows operator to "feel" the fastener. Precision-machined 45 tooth head gives long life and short arc swing. Kit is easily removed for cleaning or replacement.

PART NUMBER	DESCRIPTION	OVERALL LENGTH
8400	Knurled Steel Handle	30"
38400	Black Knurled Steel Handle	30"
8425	Long Black Knurled Steel Handle	42"

Meets or exceeds ASME B107.110.



Sturdy Single Pawl



RENEWAL KIT

PART NUMBER	DESCRIPTION
8402	45 Tooth, 8400 Ratchet
38402	For 8425, 38400 Ratchet - Black

Meets or exceeds ASME B107.110.

EXTENSIONS



PART NUMBER	DESCRIPTION
8408	8"
8417	17"

Meets or exceeds ASME B107.110.



FLEX HANDLES

Steel pin and tension washer construction for added strength. No binding or locked joint.

PART NUMBER	DESCRIPTION
8435	26"

Meets or exceeds ASME B107.110.



1" DRIVE RATCHETS, HANDLES & IMPACT ATTACHMENTS



BULL BAR

2-position drive square. Used at end or center of handle. Secured with socket head screw.

PART NUMBER	DESCRIPTION
8440	30" Bull Bar, Stopping Points 1-5/16" and 13-11/16"
8441	Repair Kit for 8440

Meets or exceeds ASME B107.110.



SLIDING T

Head held in place by friction ball so it can slide to ends of bar with no overhang. Works in tighter places.

PART NUMBER	OVERALL LENGTH
8443	22"

Meets or exceeds ASME B107.110.



IMPACT UNIVERSAL JOINT

PART NUMBER	DESCRIPTION	RET RING	OVERALL LENGTH	OD
8800	Universal	6581A	4-1/2"	2-1/2"

Meets or exceeds ASME B107.110.



8900

8902

IMPACT ADAPTORS

PART NUMBER	DESCRIPTION	RET RING	LENGTH
8900	1" F x 3/4" M	6583	2-3/4"
8902	1" F x 1-1/2" M	6584	3-1/2"

Meets or exceeds ASME B107.110. Guarantee does not apply.




IMPACT EXTENSIONS

PART NUMBER	DESCRIPTION	RET RING
8907	7"	6581A
8910	10"	6581A
8913	13"	6581A
89E24	24"	6581A

Meets or exceeds ASME B107.110.

1" DRIVE IMPACT ATTACHMENTS

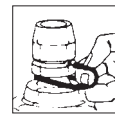


1" DRIVE RET RING® ONE-PIECE SOCKET RETAINERS

Conveniently replaces "O" Rings and Pins. See individual part numbers for size.

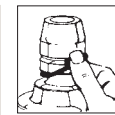
PART NUMBER	I.D.
6583	1-3/4"
6581A	2"
6584	2-1/8"
6585	2-1/4"
6586	2-1/2"
10019CG	2-5/8"
6587	3-1/8"

REFERENCE DIAGRAMS



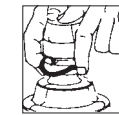
Place Socket Retainer over square driver. Place Socket on square driver aligning retention holes. Hold center pin of Retainer between thumb and index finger, and insert it through retention holes

STEP I



Push center pin of Socket Retainer all the way in.

STEP II

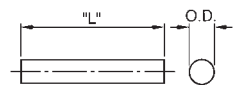
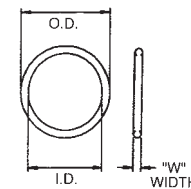


Pull O-ring of Socket Retainer up into groove on Socket.

STEP III

"O" RINGS AND PINS AS AN ALTERNATIVE TO RET RINGS

RET RING	RET RING ID	"O" RING	"O" RING WIDTH	"O" RING ID	PIN	PIN OD	PIN LENGTH
6583	1-3/4"	8577	1/8"	1-3/4"	8576	3/16"	1-3/4"
6581A	2"	8577	1/8"	1-3/4"	8576	3/16"	1-3/4"
6584	2-1/8"	8578	1/8"	2-1/8"	8580	3/16"	2-1/8"
6585	2-1/4"	8578	1/8"	2-1/8"	8580	3/16"	2-1/8"
6586	2-1/2"	8578	1/8"	2-1/8"	8580	3/16"	2-1/8"
10019CG	2-5/8"	No "O" Ring available			No Pin available		
6587	3-1/8"	No "O" Ring available			No Pin available		



1" DRIVE SOCKETS

1" SOCKETS, RATCHETS & ATTACHMENTS



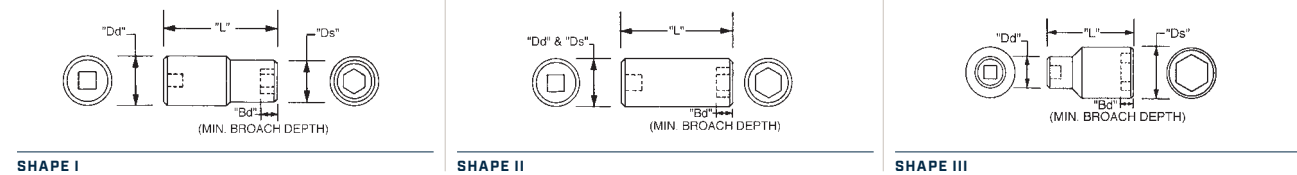
12 PT. STANDARD SOCKETS



PART NUMBER	NOM. SIZE	SHAPE	L	DS	DD	BD
8134	1-1/16"	II	2-9/32"	1-41/64"	1-41/64"	5/8"
8136	1-1/8"	II	2-9/32"	1-11/16"	1-11/16"	21/32"
8138	1-3/16"	II	2-9/32"	1-49/64"	1-49/64"	21/32"
8140	1-1/4"	II	2-9/32"	1-53/64"	1-53/64"	3/4"
8142	1-5/16"	II	2-11/32"	1-57/64"	1-57/64"	49/64"
8144	1-3/8"	III	2-7/16"	1-61/64"	1-3/4"	25/32"
8146	1-7/16"	III	2-1/2"	2"	1-3/4"	7/8"
8148	1-1/2"	III	2-9/16"	2-9/64"	1-3/4"	55/64"
8150	1-9/16"	III	2-5/8"	2-13/64"	1-3/4"	1"
8152	1-5/8"	III	2-11/16"	2-1/4"	1-3/4"	1"
8154	1-11/16"	III	2-3/4"	2-25/64"	1-15/16"	1"
8156	1-3/4"	III	2-13/16"	2-33/64"	1-15/16"	1-3/32"
8158	1-13/16"	III	2-7/8"	2-37/64"	1-15/16"	1-1/8"
8160	1-7/8"	III	2-15/16"	2-41/64"	2-1/4"	1-1/8"
8162	1-15/16"	III	3"	2-3/4"	2-1/4"	1-7/32"
8164	2"	III	3"	2-3/4"	2-1/4"	1-7/32"
8166	2-1/16"	III	3-1/16"	2-61/64"	2-1/4"	1-7/32"
8168	2-1/8"	III	3-1/16"	2-61/64"	2-1/4"	1-3/8"
8170	2-3/16"	III	3-9/32"	3"	2-1/4"	1-3/8"
8172	2-1/4"	III	3-9/32"	3-5/64"	2-1/4"	1-3/8"
8174	2-5/16"	III	3-9/32"	3-11/64"	2-1/4"	1-3/8"
8176	2-3/8"	III	3-5/16"	3-1/4"	2-1/4"	1-3/8"
8178	2-7/16"	III	3-3/8"	3-5/16"	2-1/4"	1-3/8"
8180	2-1/2"	III	3-7/16"	3-3/8"	2-1/4"	1-3/8"
8182	2-9/16"	III	3-1/2"	3-3/8"	2-1/4"	1-1/2"
8184	2-5/8"	III	3-9/16"	3-9/16"	2-1/4"	1-3/4"
8188	2-3/4"	III	3-13/16"	3-23/32"	2-43/64"	1-3/4"
8190	2-13/16"	III	3-13/16"	3-27/32"	2-43/64"	1-3/4"
8194	2-15/16"	III	3-7/8"	3-31/32"	2-43/64"	2"
8196	3"	III	4-3/16"	4-1/32"	2-43/64"	2"
8197	3-1/8"	III	4-3/16"	4-3/16"	2-43/64"	2-13/64"
8198	3-3/8"	III	4-1/2"	4-35/64"	2-43/64"	2-13/64"
8199	3-1/2"	III	4-1/2"	4-35/64"	2-43/64"	2-13/64"

Meets or exceeds ASME B107.110.

REFERENCE DIAGRAMS



SHAPE I

SHAPE II

SHAPE III

WARNING: WEAR SAFETY GOGGLES USER AND BYSTANDER

WARNING: TOOL SAFETY INFO READ PAGES 376-378

WARNING: COMFORT OR PLASTIC GRIPS DO NOT PROTECT AGAINST ELECTRIC SHOCK

WARNING: HAND USE ONLY, NOT FOR IMPACT USE

1" DRIVE IMPACT SOCKETS



WRIGHT

1" SOCKETS, RATCHETS & ATTACHMENTS



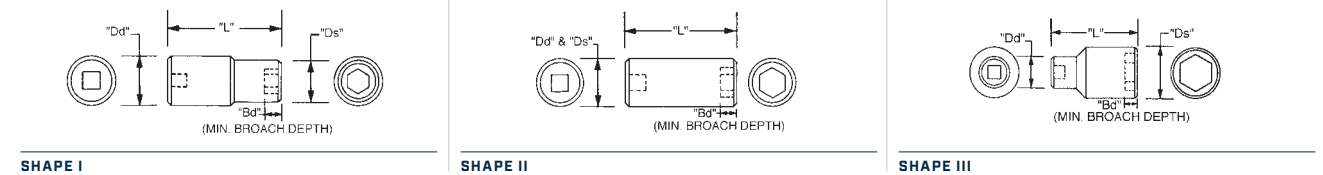
12 PT. STANDARD IMPACT SOCKETS



PART NUMBER	NOM. SIZE	RET RING	SHAPE	L	DS	DD	BD
8724	3/4"	6583	I	2-1/4"	1-7/16"	2"	7/16"
8728	7/8"	6583	I	2-13/32"	1-17/32"	2"	1/2"
8730	15/16"	6583	I	2-7/16"	1-9/16"	2"	1/2"
8732	1"	6583	I	2-17/32"	1-3/4"	2"	35/64"
8734	1-1/16"	6583	I	2-9/16"	1-3/4"	2"	5/8"
8736	1-1/8"	6583	I	2-9/16"	1-13/16"	2"	21/32"
8740	1-1/4"	6583	II	2-11/16"	2-1/16"	2-1/16"	3/4"
8742	1-5/16"	6583	II	2-11/16"	2-1/16"	2-1/16"	49/64"
8744	1-3/8"	6581A	III	2-11/16"	2-5/32"	2-3/32"	25/32"
8746	1-7/16"	6581A	III	2-11/16"	2-1/4"	2-3/32"	7/8"
8748	1-1/2"	6581A	III	2-11/16"	2-1/4"	2-3/32"	55/64"
8752	1-5/8"	6581A	III	2-11/16"	2-1/2"	2-3/32"	1"
8754	1-11/16"	6581A	III	2-11/16"	2-1/2"	2-3/32"	1"
8756	1-3/4"	6584	III	2-11/16"	2-3/4"	2-3/8"	1-3/32"
8760	1-7/8"	6584	III	2-13/16"	2-3/4"	2-3/8"	1-1/8"
8764	2"	6584	III	3"	2-63/64"	2-3/8"	1-7/32"
8766	2-1/16"	6584	III	3"	2-63/64"	2-3/8"	1-7/32"
8772	2-1/4"	6584	III	3-3/16"	3-1/4"	2-3/8"	1-3/8"
8776	2-3/8"	6584	III	3-1/4"	3-1/2"	2-3/8"	1-3/8"

Meets or exceeds ASME B107.110.

REFERENCE DIAGRAMS



SHAPE I

SHAPE II

SHAPE III

WARNING: WEAR SAFETY GOGGLES USER AND BYSTANDER

WARNING: TOOL SAFETY INFO READ PAGES 376-378

WARNING: COMFORT OR PLASTIC GRIPS DO NOT PROTECT AGAINST ELECTRIC SHOCK

WARNING: ALWAYS USE A RET RING WHEN WORKING WITH IMPACT PRODUCTS

1" DRIVE IMPACT SOCKETS



6 PT. STANDARD IMPACT SOCKETS



PART NUMBER	NOM. SIZE	RET RING	SHAPE	L	DS	DD	BD
8824	3/4"	6583	I	2-1/4"	1-7/16"	2"	7/16"
8826	13/16"	6583	I	2-1/4"	1-7/16"	2"	29/64"
8828	7/8"	6583	I	2-13/32"	1-17/32"	2"	1/2"
8830	15/16"	6583	I	2-7/16"	1-9/16"	2"	1/2"
8832	1"	6583	I	2-17/32"	1-21/32"	2"	35/64"
8834	1-1/16"	6583	I	2-9/16"	1-3/4"	2"	5/8"
8836	1-1/8"	6583	I	2-9/16"	1-13/16"	2"	21/32"
8838	1-3/16"	6583	I	2-11/16"	1-31/32"	2-1/16"	21/32"
8840	1-1/4"	6583	II	2-11/16"	2-1/16"	2-1/16"	3/4"
8842	1-5/16"	6583	II	2-11/16"	2-3/32"	2-3/32"	49/64"
8844	1-3/8"	6581A	III	2-11/16"	2-5/32"	2-7/64"	25/32"
8846	1-7/16"	6581A	III	2-11/16"	2-15/64"	2-7/64"	7/8"
8848	1-1/2"	6581A	III	2-11/16"	2-23/64"	2-7/64"	55/64"
8850	1-9/16"	6584	III	2-11/16"	2-31/64"	2-15/64"	55/64"
8852	1-5/8"	6584	III	2-11/16"	2-9/16"	2-15/64"	1"
8854	1-11/16"	6584	III	2-11/16"	2-39/64"	2-15/64"	1"
8856	1-3/4"	6585	III	2-11/16"	2-47/64"	2-27/64"	1-3/32"
8858	1-13/16"	6585	III	2-11/16"	2-25/32"	2-27/64"	1-1/8"
8860	1-7/8"	6585	III	2-13/16"	2-13/16"	2-27/64"	1-1/8"
8862	1-15/16"	6585	III	3"	2-29/32"	2-27/64"	1-1/8"
8864	2"	6585	III	3"	2-31/32"	2-27/64"	1-7/32"
8866	2-1/16"	6585	III	3"	3-1/16"	2-27/64"	1-7/32"
8868	2-1/8"	6585	III	3"	3-1/8"	2-27/64"	1-7/32"
8870	2-3/16"	6585	III	3-3/16"	3-15/64"	2-27/64"	1-3/8"
8872	2-1/4"	6585	III	3-3/16"	3-19/64"	2-27/64"	1-3/8"
8874	2-5/16"	6585	III	3-3/16"	3-25/64"	2-27/64"	1-3/8"
8876	2-3/8"	6585	III	3-1/4"	3-31/64"	2-27/64"	1-3/8"
8878	2-7/16"	6585	III	3-9/32"	3-17/32"	2-27/64"	1-3/8"
8880	2-1/2"	6585	III	3-5/16"	3-37/64"	2-27/64"	1-3/8"
8882	2-9/16"	6586	III	3-5/16"	3-23/32"	2-47/64"	1-3/8"
8884	2-5/8"	6586	III	3-15/32"	3-3/4"	2-47/64"	1-1/2"
8886	2-11/16"	6586	III	3-15/32"	3-53/64"	2-47/64"	1-1/2"
8888	2-3/4"	6586	III	3-9/16"	3-29/32"	2-47/64"	1-3/4"
8890	2-13/16"	6586	III	3-11/16"	4"	2-47/64"	1-3/4"
8892	2-7/8"	6586	III	3-3/4"	4-1/16"	2-47/64"	1-3/4"
8894	2-15/16"	6586	III	3-3/4"	4-1/8"	2-47/64"	1-3/4"
8896	3"	6586	III	3-7/8"	4-15/64"	2-47/64"	2"
8897	3-1/8"	6586	III	3-15/16"	4-11/32"	2-47/64"	1-15/16"
8897A	3-1/4"	6586	III	4-1/16"	3-7/32"	3-7/32"	2"
8898	3-3/8"	6586	III	4-3/16"	3-1/4"	3-1/4"	2"
8899	3-1/2"	6586	III	4-5/16"	3-1/4"	3-1/4"	2-13/64"
88116	3-5/8"	6587	III	4-3/4"	4-7/8"	3-1/4"	2-1/2"
88120	3-3/4"	6587	III	5"	4-63/64"	3-1/4"	2-1/2"
88124	3-7/8"	6587	III	5-1/4"	5-7/64"	3-1/4"	2-1/2"
88128	4"	6587	III	5-3/8"	5-1/4"	3-1/4"	2-1/2"
88132	4-1/8"	6587	III	5-3/8"	5-25/64"	3-1/4"	2-19/32"
88136	4-1/4"	6587	III	5-1/2"	5-17/32"	3-1/4"	2-3/4"
88144	4-1/2"	6587	III	5-5/8"	5-13/16"	3-1/4"	2-27/32"

Meets or exceeds ASME B107.110. Refer to reference diagrams on page 243.



6 PT. STANDARD METRIC IMPACT SOCKETS



PART NUMBER	NOM. SIZE	RET RING	SHAPE	L	DS	DD	BD
88-19mm	19mm	6583	I	57.15	36.58	50.93	11.10
88-21mm	21mm	6583	I	57.94	37.97	50.93	11.71
88-22mm	22mm	6583	I	57.94	38.89	50.93	12.45
88-23mm	23mm	6583	I	57.94	40.01	50.93	12.70
88-24mm	24mm	6583	I	57.94	41.15	50.93	14.00
88-26mm	26mm	6583	I	60.33	43.43	50.93	14.61
88-27mm	27mm	6583	I	65.07	44.45	50.93	15.90
88-28mm	28mm	6583	I	65.07	45.72	50.93	16.26
88-29mm	29mm	6583	I	65.07	46.99	50.93	16.66
88-30mm	30mm	6583	II	68.25	50.80	50.80	16.66
88-32mm	32mm	6583	II	68.25	52.53	52.53	19.05
88-33mm	33mm	6583	II	68.25	53.34	53.34	19.43
88-34mm	34mm	6583	II	68.25	53.34	53.34	20.02
88-35mm	35mm	6581A	III	68.25	54.61	53.59	20.12
88-36mm	36mm	6581A	III	68.25	56.90	53.59	21.46
88-37mm	37mm	6581A	III	68.25	59.31	53.59	22.28
88-38mm	38mm	6581A	III	68.25	59.94	53.59	22.28
88-41mm	41mm	6584	III	68.25	64.01	56.77	24.92
88-42mm	42mm	6584	III	68.25	65.02	56.77	25.40
88-43mm	43mm	6584	III	68.25	66.17	56.77	25.40
88-46mm	46mm	6585	III	68.25	70.61	61.47	28.63
88-47mm	47mm	6585	III	70.99	70.61	61.47	29.13
88-48mm	48mm	6585	III	70.99	71.37	61.47	29.51
88-50mm	50mm	6585	III	76.20	73.91	61.47	30.00
88-52mm	52mm	6585	III	76.20	77.72	61.47	30.99
88-54mm	54mm	6585	III	76.20	79.38	61.47	30.96
88-55mm	55mm	6585	III	80.90	82.55	61.47	33.55
88-56mm	56mm	6585	III	80.90	83.69	61.47	34.93
88-58mm	58mm	6585	III	80.90	86.11	61.47	35.03
88-60mm	60mm	6585	III	82.17	88.39	61.47	35.41
88-63mm	63mm	6586	III	83.69	91.44	61.47	35.41
88-65mm	65mm	6586	III	84.20	94.23	69.47	38.35
88-67mm	67mm	6586	III	88.01	94.23	69.47	38.35
88-70mm	70mm	6586	III	88.90	99.31	68.96	41.30
88-75mm	75mm	6586	III	95.25	104.90	69.47	44.25
88-80mm	80mm	6586	III	100.08	110.24	69.47	47.19
88-85mm	85mm	6586	III	106.43	115.95	69.47	50.14
88-90mm	90mm	6586	III	109.60	121.67	69.47	53.11
88-95mm	95mm	6587	III	127.00	127.51	82.55	56.06
88-100mm	100mm	6587	III	130.30	133.22	82.55	59.00
88-110mm	110mm	6587	III	142.24	144.78	82.55	64.90
88-115mm	115mm	6587	III	142.88	150.11	82.55	67.84

Meets or exceeds ASME B107.110. Refer to reference diagrams on page 243.



1" DRIVE IMPACT SOCKETS



6 PT. DEEP IMPACT SOCKETS

6

PART NUMBER	NOM. SIZE	RET RING	SHAPE	L	DS	DD	BD
8924	3/4"	6583	I	4"	1-7/16"	2"	7/16"
8926	13/16"	6583	I	4"	1-7/16"	2"	29/64"
8928	7/8"	6583	I	4"	1-17/32"	2"	1/2"
8930	15/16"	6583	I	4"	1-9/16"	2"	1/2"
8932	1"	6583	I	4"	1-21/32"	2"	35/64"
8933	1-1/16"	6583	I	4"	1-3/4"	2"	5/8"
8936	1-1/8"	6583	I	4"	1-13/16"	2"	21/32"
8938	1-3/16"	6583	I	4"	1-31/32"	2-1/16"	21/32"
8939	1-1/4"	6583	II	4"	2-1/16"	2-1/16"	3/4"
8942	1-5/16"	6583	II	4"	2-1/16"	2-1/16"	49/64"
8944	1-3/8"	6581A	III	4"	2-5/32"	2-1/8"	25/32"
8946	1-7/16"	6581A	III	4"	2-1/4"	2-1/8"	7/8"
8948	1-1/2"	6581A	III	4"	2-1/4"	2-1/8"	55/64"
8950	1-9/16"	6584	III	4"	2-1/2"	2-1/4"	55/64"
8952	1-5/8"	6584	III	4"	2-1/2"	2-1/4"	1"
8954	1-11/16"	6584	III	4"	2-1/2"	2-1/4"	1"
8956	1-3/4"	6585	III	4-1/16"	2-3/4"	2-7/16"	1-3/32"
8958	1-13/16"	6585	III	4-1/8"	2-3/4"	2-7/16"	1-1/8"
8960	1-7/8"	6585	III	4-3/16"	2-3/4"	2-7/16"	1-1/8"
8962	1-15/16"	6585	III	4-1/4"	2-63/64"	2-7/16"	1-1/8"
8964	2"	6585	III	4-5/16"	2-63/64"	2-7/16"	1-7/32"
8966	2-1/16"	6585	III	4-3/8"	2-63/64"	2-7/16"	1-7/32"
8968	2-1/8"	6585	III	4-7/16"	3-5/32"	2-7/16"	1-7/32"
8970	2-3/16"	6585	III	4-1/2"	3-1/4"	2-7/16"	1-3/8"
8972	2-1/4"	6585	III	4-21/32"	3-1/4"	2-7/16"	1-3/8"
8974	2-5/16"	6585	III	4-23/32"	3-13/32"	2-7/16"	1-3/8"
8976	2-3/8"	6585	III	4-3/4"	3-1/2"	2-7/16"	1-3/8"
8978	2-7/16"	6585	III	4-3/4"	3-17/32"	2-27/64"	1-3/8"
8980	2-1/2"	6585	III	4-7/8"	3-19/32"	2-7/16"	1-3/8"
8981	2-9/16"	6586	III	4-7/8"	3-23/32"	2-3/4"	1-3/8"
8984	2-5/8"	6586	III	4-7/8"	3-3/4"	2-3/4"	1-1/2"
8988	2-3/4"	6586	III	5"	3-53/64"	2-3/4"	1-3/4"
8990	2-13/16"	6586	III	5"	4"	2-3/4"	1-3/4"
8992	2-7/8"	6586	III	5"	4"	2-3/4"	1-3/4"
8994	2-15/16"	6586	III	5"	4"	2-3/4"	1-3/4"
8996	3"	6586	III	5"	4-3/16"	2-3/4"	2"
89100	3-1/8"	6586	III	5-1/2"	4-3/16"	2-3/4"	1-15/16"
89104	3-1/4"	6586	III	5-5/8"	4-17/32"	2-3/4"	2"
89108	3-3/8"	6586	III	5-3/4"	4-17/32"	2-3/4"	2"
89112	3-1/2"	6586	III	6"	4-3/4"	2-3/4"	2-13/64"
89116	3-5/8"	6587	III	6-1/8"	4-55/64"	3-1/4"	2-1/2"
89120	3-3/4"	6587	III	6-1/4"	5"	3-1/4"	2-1/2"
89124	3-7/8"	6587	III	6-3/8"	5-7/64"	3-1/4"	2-1/2"
89128	4"	6587	III	6-1/2"	5-1/4"	3-1/4"	2-1/2"
89132	4-1/8"	6587	III	6-3/4"	5-3/8"	3-1/4"	2-19/32"
89136	4-1/4"	6587	III	7"	5-17/32"	3-1/4"	2-3/4"
89144	4-1/2"	6587	III	7-1/4"	5-13/16"	3-1/4"	2-27/32"

Meets or exceeds ASME B107.110. Refer to reference diagrams on page 248.



12 PT. DEEP IMPACT SOCKETS

12

PART NUMBER	NOM. SIZE	RET RING	SHAPE	L	DS	DD	BD
8982	1"	6583	I	4"	1-3/4"	2"	35/64"
8986	1-1/8"	6583	I	4"	1-13/16"	2"	21/32"

Meets or exceeds ASME B107.110. Refer to reference diagrams on page 248.



6 PT. DEEP IMPACT METRIC SOCKETS

6

PART NUMBER	NOM. SIZE	RET RING	SHAPE	L	DS	DD	BD
89-23mm	23mm	6583	I	101.60	39.70	50.93	12.70
89-24mm	24mm	6583	I	101.60	39.70	50.93	14.00
89-27mm	27mm	6583	I	101.60	44.45	50.93	15.90
89-28mm	28mm	6583	I	101.60	46.02	50.93	16.26
89-30mm	30mm	6583	I	101.60	50.17	52.53	16.66
89-32mm	32mm	6583	II	101.60	52.53	52.53	19.05
89-33mm	33mm	6583	II	101.60	52.53	52.53	19.43
89-34mm	34mm	6583	II	101.60	52.53	52.53	20.02
89-35mm	35mm	6581A	III	101.60	57.15	53.59	20.12
89-36mm	36mm	6581A	III	101.60	57.15	53.59	21.46
89-37mm	37mm	6581A	III	101.60	57.15	53.59	22.28
89-38mm	38mm	6581A	III	101.60	57.15	53.59	22.28
89-41mm	41mm	6584	III	101.60	63.50	56.77	24.92
89-42mm	42mm	6584	III	101.60	63.50	56.77	25.40
89-43mm	43mm	6584	III	101.60	63.50	56.77	25.40
89-46mm	46mm	6585	III	104.78	69.85	61.47	28.63
89-47mm	47mm	6585	III	104.78	69.85	61.47	29.13
89-50mm	50mm	6585	III	107.95	75.69	61.47	30.00
89-52mm	52mm	6585	III	111.13	75.69	61.47	30.99
89-55mm	55mm	6585	III	114.30	82.55	61.47	33.55
89-56mm	56mm	6585	III	117.48	82.55	61.47	34.93
89-60mm	60mm	6585	III	120.65	88.90	61.47	35.41
89-65mm	65mm	6586	III	123.83	94.23	69.47	38.35
89-70mm	70mm	6586	III	127.00	97.28	69.47	41.30
89-75mm	75mm	6586	III	133.35	101.98	69.47	44.25
89-80mm	80mm	6586	III	139.70	106.05	69.47	47.19
89-85mm	85mm	6586	III	146.05	115.32	69.47	50.14
89-90mm	90mm	6586	III	152.40	120.52	69.47	53.11
89-95mm	95mm	6587	III	158.75	127.13	82.55	56.06
89-100mm	100mm	6587	III	165.10	133.22	82.55	59.00
89-105mm	105mm	6587	III	171.45	136.78	82.55	61.95
89-110mm	110mm	6587	III	177.80	143.89	82.55	64.90
89-115mm	115mm	6587	III	184.15	147.45	82.55	67.84

Meets or exceeds ASME B107.110. Refer to reference diagrams on page 248.



1" DRIVE IMPACT SOCKETS

8 PT. DOUBLE SQUARE IMPACT (RAILROAD) SOCKETS



PART NUMBER	NOM. SIZE	RET RING	SHAPE	L	DS	DD	BD
8807	7/8"	6583	I	2-9/16"	1-3/4"	2"	1/2"
8808	1"	6583	II	2-11/16"	2-1/16"	2-1/16"	35/64"
8809	1-1/8"	6583	III	2-11/16"	2-1/4"	2-1/16"	21/32"
8810	1-3/16"	6583	III	2-11/16"	2-1/4"	2-1/16"	21/32"
8810A	1-5/16"	6583	III	2-11/16"	2-1/2"	2-1/16"	49/64"
8811	1-3/8"	6583	III	2-11/16"	2-1/2"	2-1/16"	25/32"
8811A	1-7/16"	6584	III	2-11/16"	2-3/4"	2-5/16"	7/8"
8812	1-1/2"	6584	III	2-11/16"	2-3/4"	2-5/16"	55/64"
8813	1-5/8"	6584	III	3-1/2"	3-1/16"	2-5/16"	1"
8815	1-13/16"	6585	III	3-1/2"	3-1/4"	2-7/16"	1-1/8"
8816A	2"	6585	III	3-1/2"	3-1/2"	2-7/16"	1-7/32"
8817	2-3/16"	6586	III	3-1/2"	3-3/4"	2-3/4"	1-3/8"

Meets or exceeds ASME B107.110.

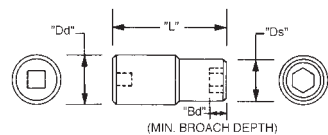
8 PT. DOUBLE SQUARE DEEP IMPACT (RAILROAD) SOCKETS



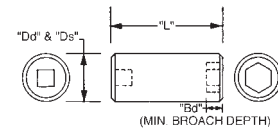
PART NUMBER	NOM. SIZE	RET RING	SHAPE	L	DS	DD	BD
8924R	3/4"	6583	I	4"	1-21/32"	2"	7/16"
8928R	7/8"	6583	I	4"	1-13/16"	2"	1/2"
8934R	1-1/16"	6583	II	4"	2-1/16"	2-1/16"	5/8"
8936R	1-1/8"	6581A	III	4"	2-1/4"	2-1/8"	21/32"
8938R	1-3/16"	6581A	III	4"	2-1/4"	2-1/8"	21/32"
8942R	1-5/16"	6584	III	4"	2-1/2"	2-1/4"	49/64"
8946R	1-7/16"	6585	III	4"	2-3/4"	2-7/16"	7/8"
8952R	1-5/8"	6585	III	4"	2-63/64"	2-7/16"	1"
8970R	2-3/16"	6586	III	4-1/2"	3-53/64"	2-3/4"	1-3/8"

Meets or exceeds ASME B107.110.

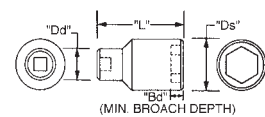
REFERENCE DIAGRAMS



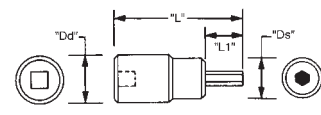
SHAPE I



SHAPE II



SHAPE III



SHAPE IV



1" DRIVE TRUCK WHEEL SOCKETS & IMPACT ATTACHMENTS



BUDD WHEEL IMPACT SOCKETS



PART NUMBER	NOM. SIZE	RET RING	SHAPE	L	DS	DD	BD
8991	1-1/2" Hex x 13/16" Sq. Long Length Comb. Socket Budd Wheels	6584	II	3-13/16"	2-1/4"	3-3/16"	19/32"
8893	13/16" Sq. Std. Length Budd Wheels	6583	II	2-9/16"	2"	2-9/32"	9/16"
8934	1-1/16"	6583	I	4-1/4"	1-43/64"	2"	2-3/8"
8940	1-1/4"	6583	I	4-1/4"	1-27/32"	2-1/16"	2-7/8"
8995	15/16" Sq. Std. Length Budd Wheels	6583	II	2-9/16"	2"	2-9/16"	5/8"

Meets or exceeds ASME B107.110. Refer to reference diagrams on page 248.

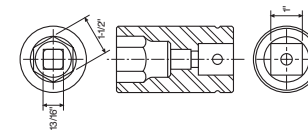
SQUARE BUDD WHEEL METRIC IMPACT SOCKETS



PART NUMBER	NOM. SIZE	RET RING	SHAPE	L	DS	DD	BD
88-87mm	17mm sq.	6583	V	65.10	50.80	50.80	15.88
88-91mm	21mm sq.	6583	V	65.10	50.80	50.80	15.88

Meets or exceeds ASME B107.110.

REFERENCE DIAGRAMS



SHAPE V

IMPACT HEX BIT SOCKETS



PART NUMBER	NOM. SIZE	RET RING	SHAPE	OVERALL LENGTH (L)	BIT LENGTH (L1)	DIAMETER SOCKET END DS	DIAMETER DRIVE END DD	REPLACEMENT BIT
8220	5/8"	6583	IV	3-15/16"	1-27/32"	2"	2"	6220B
8224	3/4"	6583	IV	4-1/2"	2-3/8"	2"	2"	6224B
8228	7/8"	6583	IV	4-7/8"	2-9/16"	2"	2"	6228B
8232	1"	6583	IV	5-5/16"	3"	2"	2"	6232B
8240	1-1/4"	6581A	IV	5-3/4"	3-3/8"	2-7/64"	2-7/64"	8240B

Meets or exceeds ASME B107.110. Refer to reference diagrams on page 248.



1-1/2" DRIVE IMPACT ATTACHMENTS

1-1/2" SOCKETS & ATTACHMENTS



IMPACT ADAPTORS

PART NUMBER	DESCRIPTION	RET RING	LENGTH
84900	1-1/2" F x 1" M	84575	4-5/16"
84901	1-1/2" F x 2-1/2" M	84575	4-3/8"

Meets or exceeds ASME B107.110. Guarantee does not apply.



IMPACT UNIVERSAL

PART NUMBER	DIAMETER	RET RING	LENGTH
84800	3-5/8"	84575	6-3/8"

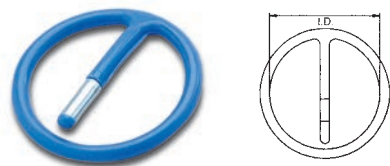
Meets or exceeds ASME B107.110.



IMPACT EXTENSIONS

PART NUMBER	DIAMETER	RET RING
84908	8"	84575
84912	12"	84575
84915	15"	84575

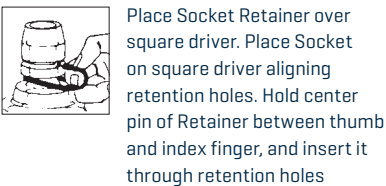
Meets or exceeds ASME B107.110.



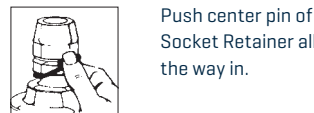
1-1/2" DRIVE RET RING® ONE-PIECE SOCKET RETAINERS

PART NUMBER	I.D.	PART NUMBER	I.D.
84575	2-7/8"	84577	3-7/8"
84576	3-3/8"	84578	4-3/8"

REFERENCE DIAGRAMS



STEP I



STEP II



STEP III

1-1/2" DRIVE IMPACT SOCKETS



WRIGHT

1-1/2" SOCKETS & ATTACHMENTS

6 PT. STANDARD IMPACT SOCKETS

6

PART NUMBER	NOM. SIZE	RET RING	SHAPE	L	DS	DD	BD
84821	1-5/16"	84575	I	3-5/32"	2-3/4"	3-1/4"	3/4"
84822	1-3/8"	84575	I	3-5/32"	2-3/4"	3-1/4"	25/32"
84823	1-7/16"	84575	I	3-3/16"	2-3/4"	3-1/4"	7/8"
84824	1-1/2"	84575	I	3-1/4"	2-7/8"	3-1/4"	15/16"
84825	1-9/16"	84575	I	3-1/4"	2-7/8"	3-1/4"	1"
84826	1-5/8"	84575	I	3-5/16"	3"	3-1/4"	1-1/16"
84827	1-11/16"	84575	I	3-5/16"	3"	3-1/4"	1-1/16"
84828	1-3/4"	84575	I	3-3/8"	3-1/8"	3-1/4"	1-1/8"
84829	1-13/16"	84575	I	3-7/16"	3-1/8"	3-1/4"	1-5/32"
84830	1-7/8"	84575	I	3-5/8"	3-1/8"	3-1/4"	1-3/16"
84831	1-15/16"	84575	I	3-5/8"	3-1/8"	3-1/4"	1-7/32"
84832	2"	84575	II	3-3/4"	3-9/32"	3-9/32"	1-1/4"
84833	2-1/16"	84575	II	3-3/4"	3-27/64"	3-27/64"	1-5/16"
84834	2-1/8"	84575	II	3-13/16"	3-1/2"	3-1/2"	1-11/32"
84835	2-3/16"	84575	II	3-13/16"	3-1/2"	3-1/2"	1-3/8"
84836	2-1/4"	84576	II	3-7/8"	3-3/4"	3-3/4"	1-13/32"
84837	2-5/16"	84576	II	3-15/16"	3-3/4"	3-3/4"	1-15/32"
84838	2-3/8"	84576	II	4"	3-3/4"	3-3/4"	1-1/2"
84839	2-7/16"	84576	III	4-3/32"	3-7/8"	3-3/4"	1-9/16"
84840	2-1/2"	84576	III	4-1/8"	3-7/8"	3-3/4"	1-19/32"
84841	2-9/16"	84576	III	4-3/16"	4"	3-3/4"	1-5/8"
84842	2-5/8"	84576	III	4-1/4"	4"	3-3/4"	1-21/32"
84843	2-11/16"	84576	III	4-5/16"	4-3/32"	3-3/4"	1-11/16"
84844	2-3/4"	84576	III	4-3/8"	4-7/32"	3-3/4"	1-3/4"
84845	2-13/16"	84576	III	4-7/16"	4-7/32"	3-3/4"	1-25/32"
84846	2-7/8"	84576	III	4-9/20"	4-31/64"	3-3/4"	1-13/16"
84847	2-15/16"	84576	III	4-17/32"	4-31/64"	3-3/4"	1-27/32"
84848	3"	84576	III	4-5/8"	4-23/32"	3-3/4"	2"
84849	3-1/16"	84576	III	4 11/16"	4-23/32"	3-3/4"	2"
84850	3-1/8"	84576	III	4-3/4"	4-23/32"	3-3/4"	2"
84851	3-3/16"	84576	III	4-3/4"	4-51/64"	3-3/4"	2"
84852	3-1/4"	84576	III	4-27/32"	4-63/64"	3-3/4"	2-1/16"
84853	3-5/16"	84576	III	4-29/32"	4-63/64"	3-3/4"	2-3/32"
84854	3-3/8"	84576	III	4-15/16"	4-63/64"	3-3/4"	2-7/32"
84855	3-7/16"	84576	III	5"	5-3/64"	3-3/4"	2-7/32"
84856	3-1/2"	84576	III	5-1/8"	5-3/32"	3-3/4"	2-1/4"
84857	3-9/16"	84576	III	5-1/8"	5-5/32"	3-3/4"	2-1/4"
84858	3-5/8"	84576	III	5-3/16"	5-13/64"	3-3/4"	2-9/32"
84859	3-11/16"	84576	III	5-1/4"	5-9/32"	3-3/4"	2-11/32"
84860	3-3/4"	84576	III	5-5/16"	5-15/32"	3-51/64"	2-3/8"

PART NUMBER	NOM. SIZE	RET RING	SHAPE	L	DS	DD	BD
84861	3-13/16"	84576	III	5-13/32"	5-35/64"	3-3/4"	2-7/16"
84862	3-7/8"	84576	III	5-13/32"	5-5/8"	3-3/4"	2-1/2"
84863	3-15/16"	84576	III	5-1/2"	5-3/4"	3-3/4"	2-1/2"
84864	4"	84576	III	5-1/2"	5-51/64"	3-3/4"	2-1/2"
84865	4-1/16"	84578	III	5-9/16"	5-7/8"	3-3/4"	2-5/8"
84866	4-1/8"	84578	III	5-5/8"	6"	5"	2-5/8"
84867	4-3/16"	84578	III	5-5/8"	6"	5"	2-5/8"
84868	4-1/4"	84578	III	5-25/32"	6-1/16"	5"	2-3/4"
84869	4-5/16"	84578	III	5-25/32"	6-1/8"	5"	2-3/4"
84870	4-3/8"	84578	III	5-25/32"	6-13/64"	5"	2-3/4"
84871	4-7/16"	84578	III	5-7/8"	6-13/64"	5"	2-7/8"
84872	4-1/2"	84578	III	5-15/16"	6-1/4"	5"	2-7/8"
84874	4-5/8"	84578	III	6-3/16"	6-3/8"	5"	3"
84876	4-3/4"	84578	III	6-3/16"	6-31/64"	5"	3"
84878	4-7/8"	84578	III	6-1/4"	6-5/8"	5"	3"
84880	5"	84578	III	6-1/4"	6-49/64"	5"	3"
84882	5-1/8"	84578	III	6-3/8"	6-59/64"	5"	3"
84884	5-1/4"	84578	III	6-1/2"	7-1/16"	5"	3-1/8"
84886	5-3/8"	84578	III	6-1/2"	7-13/64"	5"	3-1/8"
84888	5-1/2"	84578	III	6-5/8"	7-11/32"	5"	3-1/4"
84896	6"	85578* 85579**	III	6-7/8"	7-15/16"	6"	3-1/2"
848104	6-1/2"	85578* 85579**	III	7"	8-33/64"	6"	3-5/8"

Meets or exceeds ASME B107.110. Refer to reference diagrams on page 253. *Uses "O" Ring. **Uses Pin.



1-1/2" DRIVE IMPACT SOCKETS



6 PT. STANDARD METRIC IMPACT SOCKETS



PART NUMBER	NOM. SIZE	RET RING	SHAPE	L	DS	DD	BD
848-36mm	36mm	84575	I	80.90	71.12	82.68	21.45
848-38mm	38mm	84575	I	82.17	73.03	82.68	22.25
848-41mm	41mm	84575	I	82.30	76.20	82.68	24.92
848-42mm	42mm	84575	I	82.30	77.22	82.68	25.40
848-43mm	43mm	84575	I	85.47	78.23	82.68	25.40
848-46mm	46mm	84575	I	85.47	79.38	82.68	28.63
848-47mm	47mm	84575	II	92.58	80.90	80.90	29.13
848-48mm	48mm	84575	II	92.58	80.90	80.90	29.51
848-50mm	50mm	84575	II	95.00	85.47	85.47	30.00
848-52mm	52mm	84575	II	95.00	87.63	87.63	30.99
848-55mm	55mm	84575	II	97.41	88.90	88.90	33.55
848-56mm	56mm	84575	II	98.55	91.95	91.95	34.93
848-60mm	60mm	84575	II	102.11	99.06	95.25	35.41
848-65mm	65mm	84576	III	106.05	102.24	95.25	38.35
848-70mm	70mm	84576	III	111.63	107.95	95.25	41.30
848-75mm	75mm	84576	III	115.19	113.79	95.25	44.25
848-80mm	80mm	84576	III	121.16	119.63	95.25	47.19
848-85mm	85mm	84576	III	125.98	125.48	95.25	50.14
848-90mm	90mm	84576	III	130.68	131.32	95.25	53.11
848-95mm	95mm	84576	III	135.51	137.16	95.25	56.06
848-100mm	100mm	84576	III	139.83	143.00	95.25	59.00
848-105mm	105mm	84578	III	143.00	148.72	127.00	61.95
848-110mm	110mm	84578	III	146.81	154.43	127.00	64.90
848-115mm	115mm	84578	III	150.11	160.02	127.00	67.84
848-120mm	120mm	84578	III	156.21	165.74	127.00	70.79
848-125mm	125mm	84578	III	158.75	171.45	127.00	73.76
848-130mm	130mm	84578	III	161.93	177.17	127.00	76.71
848-135mm	135mm	84578	III	165.10	182.88	127.00	79.65
848-140mm	140mm	84578	III	168.28	188.60	127.00	82.60
848-145mm	145mm	84578	III	171.45	194.31	127.00	85.55
848-150mm	150mm	84578	III	174.63	200.03	127.00	88.49
848-155mm	155mm	84578	III	178.05	205.74	127.00	91.44

Meets or exceeds ASME B107.110. Refer to reference diagrams on page 253.



12 PT. STANDARD IMPACT SOCKETS



PART NUMBER	NOM. SIZE	RET RING	SHAPE	L	DS	DD	BD
84723	1-7/16"	84575	I	3-3/16"	2-3/4"	3-1/4"	7/8"
84724	1-1/2"	84575	I	3-1/4"	2-7/8"	3-1/4"	15/16"
84725	1-9/16"	84575	I	3-1/4"	2-7/8"	3-1/4"	1"
84727	1-11/16"	84575	I	3-1/4"	3"	3-1/4"	1-1/16"
84728	1-3/4"	84575	I	3-3/8"	3-1/8"	3-1/4"	1-1/8"
84733	2-1/16"	84575	II	3-3/4"	3-1/4"	3-1/4"	1-5/16"
84738	2-3/8"	84575	II	4"	3-3/4"	3-3/4"	1-1/2"
84743	2-11/16"	84576	III	4-9/32"	4-3/32"	3-3/4"	1-11/16"
84748	3"	84576	III	4-5/8"	4-23/32"	3-3/4"	2"
84750	3-1/8"	84576	III	4-3/4"	4-23/32"	3-3/4"	2"

Meets or exceeds ASME B107.110. Refer to reference diagrams on page 253.

6 PT. DEEP IMPACT SOCKETS

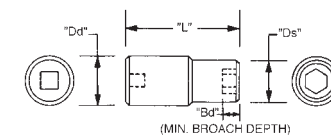


PART NUMBER	NOM. SIZE	RET RING	SHAPE	L	DS	DD	BD
84921	1-5/16"	84575	I	5-11/16"	2-3/4"	3-1/4"	3/4"
84922	1-3/8"	84575	I	5-11/16"	2-3/4"	3-1/4"	13/16"
84923	1-7/16"	84575	I	5-11/16"	2-3/4"	3-1/4"	7/8"
84924	1-1/2"	84575	I	5-11/16"	2-7/8"	3-1/4"	7/8"
84925	1-9/16"	84575	I	5-11/16"	2-7/8"	3-1/4"	1"
84926	1-5/8"	84575	I	5-11/16"	3"	3-1/4"	1-1/16"
84927	1-11/16"	84575	I	5-11/16"	3"	3-1/4"	1-1/16"
84928	1-3/4"	84575	I	5-11/16"	3-1/8"	3-1/4"	1-1/8"
84929	1-13/16"	84575	I	5-11/16"	3-1/8"	3-1/4"	1-1/8"
84930	1-7/8"	84575	I	5-11/16"	3-1/8"	3-1/4"	1-3/16"
84931	1-15/16"	84575	I	5-11/16"	3-1/8"	3-1/4"	1-7/32"
84932	2"	84575	II	5-11/16"	3-9/32"	3-9/32"	1-1/4"
84933	2-1/16"	84575	II	5-11/16"	3-9/32"	3-9/32"	1-5/16"
84934	2-1/8"	84575	II	5-11/16"	3-1/2"	3-1/2"	1-3/8"
84935	2-3/16"	84575	II	5-11/16"	3-1/2"	3-1/2"	1-3/8"
84936	2-1/4"	84576	II	6-1/16"	3-3/4"	3-3/4"	1-7/16"
84937	2-5/16"	84576	II	6-1/16"	3-3/4"	3-3/4"	1-15/32"
84938	2-3/8"	84576	II	6-1/16"	3-3/4"	3-3/4"	1-1/2"
84939	2-7/16"	84576	III	6-1/16"	3-7/8"	3-3/4"	1-9/16"
84940	2-1/2"	84576	III	6-1/16"	3-7/8"	3-3/4"	1-19/32"
84941	2-9/16"	84576	III	6-1/16"	4"	3-3/4"	1-5/8"
84942	2-5/8"	84576	III	6-1/16"	4"	3-3/4"	1-11/16"
84943	2-11/16"	84576	III	6-1/16"	4-1/8"	3-3/4"	1-11/16"
84944	2-3/4"	84576	III	6-1/16"	4-7/32"	3-3/4"	1-3/4"
84945	2-13/16"	84576	III	6-5/16"	4-7/32"	3-3/4"	1-25/32"
84946	2-7/8"	84576	III	6-5/16"	4-15/32"	3-3/4"	1-13/16"
84947	2 15/16"	84576	III	6-5/16"	4-15/32"	3-3/4"	1-27/32"
84948	3"	84576	III	6-5/16"	4-23/32"	3-3/4"	2"
84949	3-1/16"	84576	III	6-5/16"	4-23/32"	3-3/4"	2"
84950	3-1/8"	84576	III	6-5/16"	4-23/32"	3-3/4"	2"
84951	3-3/16"	84576	III	6-7/16"	4-23/32"	3-3/4"	2"
84952	3-1/4"	84576	III	6-7/16"	4-31/32"	3-3/4"	2-1/16"
84953	3-5/16"	84576	III	6-7/16"	4-31/32"	3-3/4"	2-3/32"
84954	3-3/8"	84576	III	6-7/16"	4-31/32"	3-3/4"	2-1/8"
84955	3-7/16"	84576	III	6-7/16"	4-31/32"	3-3/4"	2-5/32"

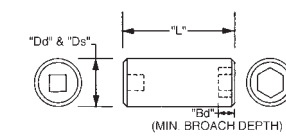
Meets or exceeds ASME B107.110. Note: Limited Quantities, call Wright Tool for delivery.



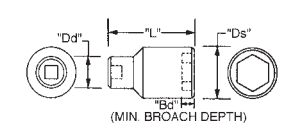
REFERENCE DIAGRAMS



SHAPE I



SHAPE II



SHAPE III



1-1/2" DRIVE METRIC IMPACT SOCKETS

1-1/2" SOCKETS & ATTACHMENTS



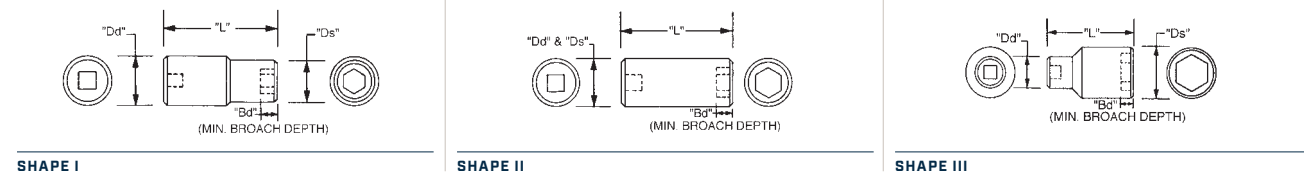
6 PT. DEEP METRIC IMPACT SOCKETS



PART NUMBER	NOM. SIZE	RET RING	SHAPE	L	DS	OD	BD
849-41mm	41mm	84575	I	144.22	76.20	82.68	24.92
849-42mm	42mm	84575	I	144.22	76.20	82.68	25.40
849-43mm	43mm	84575	I	144.22	79.38	82.68	25.40
849-46mm	46mm	84575	I	144.22	79.38	82.68	28.63
849-50mm	50mm	84575	II	144.22	83.19	83.19	30.00
849-52mm	52mm	84575	II	144.22	83.19	83.19	30.99
849-55mm	55mm	84575	II	144.22	86.49	86.49	33.55
849-56mm	56mm	84575	II	153.75	87.25	87.25	36.07
849-60mm	60mm	84575	II	153.75	91.57	91.57	35.41
849-65mm	65mm	84576	III	153.75	97.92	95.25	38.35
849-70mm	70mm	84576	III	153.75	103.38	95.25	41.30
849-75mm	75mm	84576	III	160.10	109.22	95.25	44.25
849-80mm	80mm	84576	III	163.27	115.19	95.25	47.19
849-85mm	85mm	84576	III	163.27	121.16	95.25	50.14
849-90mm	90mm	84576	III	163.27	126.75	95.25	53.11
849-95mm	95mm	84576	III	172.80	132.59	95.25	56.06
849-100mm	100mm	84576	III	179.15	138.43	95.25	59.00
849-105mm	105mm	84576	III	198.20	144.27	95.25	61.95
849-110mm	110mm	84576	III	198.20	149.99	95.25	64.90
849-115mm	115mm	84576	III	198.20	155.45	95.25	67.84
849-120mm	120mm	84576	III	198.20	160.66	95.25	70.79
849-125mm	125mm	84578	III	203.20	166.24	127.00	73.76
849-130mm	130mm	84578	III	203.20	171.83	127.00	76.71

Meets or exceeds ASME B107.110.

REFERENCE DIAGRAMS



1-1/2" & 2-1/2" DRIVE CASTELLATED/ SPANNER SOCKETS



WRIGHT

1-1/2" & 2-1/2" SOCKETS & ATTACHMENTS



1-1/2" DRIVE CASTELLATED/SPANNER SOCKETS

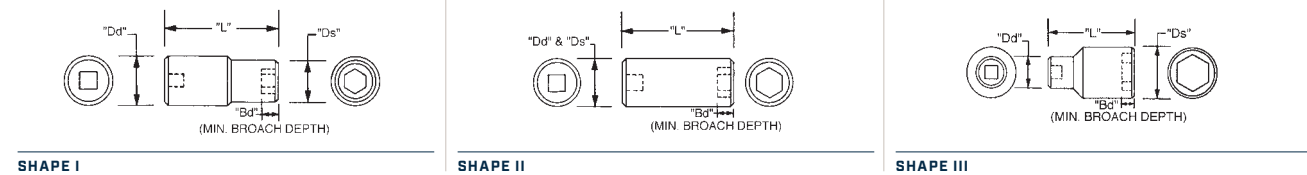
PART NUMBER	NOM. SIZE	RET RING	SHAPE	L	DS	OD	BD
848C36	2-1/4"	84576	III	3-3/8"	3-1/2"	3-3/4"	9/16"
848C40	2-1/2"	84576	III	3-7/16"	3-7/8"	3-3/4"	9/16"
848C44	2-3/4"	84576	III	3-1/2"	4-1/4"	3-3/4"	11/16"
848C48	3"	84576	III	3-9/16"	4-5/8"	3-3/4"	11/16"
848C56	3-1/2"	84576	III	3-7/8"	5-3/8"	3-3/4"	15/16"



2-1/2" DRIVE CASTELLATED/SPANNER SOCKETS

PART NUMBER	NOM. SIZE	"O" RING	RETAINER PIN	SHAPE	L	DS	OD	BD
858C18	2-1/4"	85576	85577	I	3-7/8"	3-1/2"	5"	9/16"
858C40	5"	85576	85577	III	5"	7-5/8"	5"	1-1/16"

REFERENCE DIAGRAMS



WARNING: WEAR SAFETY GOGGLES USER AND BYSTANDER

WARNING: TOOL SAFETY INFO READ PAGES 376-379

WARNING: COMFORT OR PLASTIC GRIPS DO NOT PROTECT AGAINST ELECTRIC SHOCK

WARNING: ALWAYS USE A RET RING WHEN WORKING WITH IMPACT PRODUCTS

WARNING: WEAR SAFETY GOGGLES USER AND BYSTANDER

WARNING: TOOL SAFETY INFO READ PAGES 376-379

WARNING: COMFORT OR PLASTIC GRIPS DO NOT PROTECT AGAINST ELECTRIC SHOCK

2-1/2" DRIVE IMPACT SOCKETS



6 PT. STANDARD IMPACT SOCKETS

6

PART NUMBER	NOM. SIZE	"O" RING	RETAINER PIN	SHAPE	L	DS	DD
85814	1-3/4"	85576	85577	I	5-3/8"	4 -13/64"	5"
85815	1-7/8"	85576	85577	I	5-3/8"	4-19/64"	5"
85816	2"	85576	85577	I	5-3/8"	4-25/64"	5"
85817	2-1/8"	85576	85577	I	5-3/8"	4-15/32"	5"
85818	2-1/4"	85576	85577	I	5-1/2"	4-9/16"	5"
85819	2-3/8"	85576	85577	I	5-1/2"	4-21/32"	5"
85820	2-1/2"	85576	85577	I	5-1/2"	4-3/4"	5"
85820A	2-9/16"	85576	85577	I	5-1/2"	4-25/32"	5"
85821	2-5/8"	85576	85577	I	5-1/2"	4-13/16"	5"
85822	2-3/4"	85576	85577	II	5-5/8"	4-29/32"	5"
85822A	2-7/8"	85576	85577	II	5-5/8"	5-1/32"	-
85823	2-15/16"	85576	85577	II	5-5/8"	5-1/16"	-
85824	3"	85576	85577	II	5-5/8"	5-3/32"	-
85825	3-1/8"	85576	85577	II	5-3/4"	5-7/32"	-
85826	3-1/4"	85576	85577	II	5-3/4"	5-21/64"	-
85827	3-3/8"	85576	85577	II	5-3/4"	5-29/64"	-
85827A	3-7/16"	85578	85579	II	5-3/4"	5-1/2"	-
85828	3-1/2"	85578	85579	II	5-3/4"	5-9/16"	-
85829	3-5/8"	85578	85579	II	5-3/4"	5-11/16"	-
85830	3-3/4"	85578	85579	II	6-1/4"	5-13/16"	-
85831	3-7/8"	85578	85579	II	6-1/4"	5-15/16"	-
85832	4"	85578	85579	III	6-1/4"	6-1/16"	-
85833	4-1/8"	85578	85579	III	6-1/4"	6-3/16"	-
85834	4-1/4"	85578	85579	III	6-3/4"	6-5/16"	5-63/64"
85835	4-3/8"	85578	85579	III	6-3/4"	6-7/16"	5-63/64"
85836	4-1/2"	85578	85579	III	7"	6-9/16"	5-63/64"
85837	4-5/8"	85578	85579	III	7"	6-11/16"	5-63/64"
85838	4-3/4"	85578	85579	III	7"	6-13/16"	5-63/64"
85839	4-7/8"	85578	85579	III	7-1/4"	6-61/64"	5-63/64"
85840	5"	85578	85579	III	7-1/2"	7-5/64"	5-63/64"
85841	5-1/8"	85578	85579	III	7-1/2"	7-7/32"	5-63/64"
85842	5-1/4"	85578	85579	III	7-1/2"	7-23/64"	5-63/64"
85843	5-3/8"	85578	85579	III	7-3/4"	7-1/2"	5-63/64"
85844	5-1/2"	85578	85579	III	7-3/4"	7-21/32"	5-63/64"
85845	5-5/8"	85578	85579	III	7-3/4"	7-51/64"	5-63/64"
85846	5-3/4"	85580	85581	III	7-3/4"	7-15/16"	5-63/64"
85847	5-7/8"	85580	85581	III	7-3/4"	8-3/32"	5-63/64"
85848	6"	85580	85581	III	7-7/8"	8 15/64"	5-63/64"
85849	6-1/8"	85580	85581	III	7-7/8"	8-3/8"	5-63/64"
85850	6-1/4"	85580	85581	III	7-7/8"	8-17/32"	5-63/64"
85851	6-3/8"	85580	85581	III	8"	8-21/32"	5-63/64"
85852	6-1/2"	85580	85581	III	8"	8-13/16"	5-63/64"
85853	6-5/8"	85580	85581	III	8"	8-61/64"	6-1/2"
85854	6-3/4"	85580	85581	III	8"	9-3/32"	6-1/2"
85855	6-7/8"	85580	85581	III	8"	9-1/4"	6-1/2"
85856	7"	85580	85581	III	8"	9-25/64"	6-1/2"
85857	7-1/8"	85580	85581	III	8"	9-17/32"	6-1/2"
85858	7-1/4"	85580	85581	III	8-1/2"	9-11/16"	6-1/2"
85859	7-3/8"	85580	85581	III	8-1/2"	9-53/64"	6-1/2"
85860	7-1/2"	85580	85581	III	8-1/2"	9-31/32"	6-1/2"
85861	7-5/8"	85580	85581	III	8-1/2"	10-1/8"	6-1/2"
85862	7-3/4"	85580	85581	III	8-1/2"	10-1/4"	6-1/2"
85863	7-7/8"	85582	85583	III	8-3/4"	10-13/32"	8"
85864	8"	85582	85583	III	8-3/4"	10-9/16"	8"

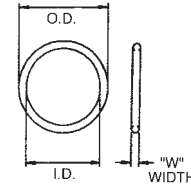
Meets or exceeds ASME B107.110. Refer to reference diagrams on page 255.



"O" RINGS

PART NUMBER	O.D.	I.D.	WIDTH
85576	4-1/2"	4"	1/4"
85578	5-1/2"	5"	1/4"
85580	6"	5-1/2"	1/4"
85582	7-1/2"	7"	1/4"

Made in China.



RETAINER PINS

PART NUMBER	O.D.	LENGTH
85577	5/16"	4-3/8"
85579	5/16"	5-3/8"
85581	5/16"	5-7/8"
85583	5/16"	7-3/8"



2-1/2" DRIVE IMPACT SOCKETS



6 PT. METRIC STANDARD IMPACT SOCKETS



PART NUMBER	NOM. SIZE	"O" RING	RETAINER PIN	SHAPE	L	DS	DD	BD
858-60mm	60mm	85576	85577	I	139.45	117.09	127.25	35.41
858-65mm	65mm	85576	85577	I	139.45	117.09	127.25	38.35
858-70mm	70mm	85576	85577	II	142.62	127.25	127.25	41.30
858-75mm	75mm	85576	85577	II	142.62	127.25	127.25	44.25
858-80mm	80mm	85576	85577	II	145.80	127.25	127.25	47.19
858-85mm	85mm	85576	85577	II	145.80	139.95	139.95	50.14
858-90mm	90mm	85576	85577	II	145.80	139.95	139.95	53.11
858-95mm	95mm	85578	85579	II	158.50	149.73	149.73	56.06
858-100mm	100mm	85578	85579	II	158.50	149.73	149.73	59.00
858-105mm	105mm	85578	85579	II	158.50	152.91	152.91	61.95
858-110mm	110mm	85578	85579	III	171.20	162.43	151.89	64.90
858-115mm	115mm	85578	85579	III	177.55	162.43	151.89	67.84
858-120mm	120mm	85578	85579	III	177.55	171.45	151.89	70.79
858-125mm	125mm	85578	85579	III	183.90	178.31	151.89	73.76
858-130mm	130mm	85578	85579	III	190.25	184.66	151.89	76.71
858-135mm	135mm	85578	85579	III	196.60	191.01	151.89	79.65
858-140mm	140mm	85578	85579	III	196.60	197.36	151.89	82.60
858-145mm	145mm	85578	85579	III	196.60	203.71	151.89	85.55
858-150mm	150mm	85578	85579	III	199.77	203.71	151.89	88.49
858-155mm	155mm	85578	85579	III	199.77	209.55	151.89	91.44
858-160mm	160mm	85578	85579	III	202.95	216.41	151.89	94.41
858-165mm	165mm	85578	85579	III	202.95	222.25	151.89	97.36
858-170mm	170mm	85580	85581	III	202.95	228.60	165.10	100.30
858-175mm	175mm	85580	85581	III	202.95	234.95	165.10	103.25
858-180mm	180mm	85580	85581	III	206.12	241.30	165.10	106.20
858-185mm	185mm	85580	85581	III	209.30	244.09	165.10	109.14
858-190mm	190mm	85580	85581	III	212.47	249.17	165.10	112.09
858-200mm	200mm	85582	85583	III	218.82	260.35	165.10	118.01
858-210mm	210mm	85582	85583	III	225.17	269.49	165.10	120.02
858-215mm	215mm	85582	85583	III	228.35	274.96	165.10	120.02
858-225mm	225mm	85582	85583	III	231.52	286.00	165.10	120.02

Meets or exceeds ASME B107.110. Refer to reference diagrams on page 255.

3-1/2" DRIVE IMPACT SOCKETS

6 PT. IMPACT SOCKETS



PART NUMBER	NOM. SIZE	SHAPE	L	DS	DD	BD
86837	4-5/8"	II	12"	7-3/4"	7-3/4"	2-7/8"
86840	5"	II	12"	7-27/32"	7-27/32"	3"
86843	5-3/8"	II	12"	8"	8"	3-1/4"
86846	5-3/4"	III	12"	8-7/16"	8"	3-1/2"
86849	6-1/8"	III	12"	8-7/8"	8"	3-7/8"
86852	6-1/2"	III	12"	9-5/16"	8"	4"
86855	6-7/8"	III	12"	9-3/4"	8"	4-1/4"
86858	7-1/4"	III	12"	10"	8"	4-5/16"
86863	7-7/8"	III	12"	10-3/4"	8"	4-1/2"
86864	8"	III	12"	10-27/32"	8"	4-1/2"
86867	8-3/8"	III	12"	11-5/16"	8"	4-3/4"
86873	9-1/8"	III	12"	12-3/16"	8"	5"
86878	9-3/4"	III	12"	12-7/8"	8"	5-3/4"
86882	10-1/4"	III	12"	13-1/2"	8"	6-1/2"

Refer to reference diagrams on page 255.



#5 SPLINE DRIVE IMPACT SOCKETS & ATTACHMENTS

#5 SPLINE SOCKETS & ATTACHMENTS



#5 SPLINE DRIVE IMPACT SOCKETS

Wright Tool spline drive sockets and adaptors are manufactured from 4140 alloy steel and heat treated for maximum strength. Openings are hot forged to close tolerances and the 14 tooth female spline is designed for a snug fit. It also has an internal groove that fits the locking devices on all #5 Spline Drive Impact Wrenches.

PART NUMBER	DESCRIPTION
5800	#5 Spline Impact Universal

Meets or exceeds ASME B107.110.

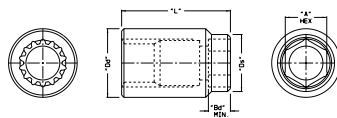


#5 SPLINE IMPACT ADAPTOR

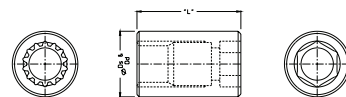
PART NUMBER	NOM. SIZE	L	DS	DD	BD
5901	#5F x 1"M	3-21/32"	-	2-3/8"	-

Meets or exceeds ASME B107.110. Guarantee does not apply.

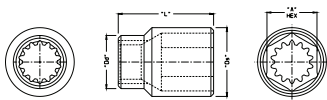
REFERENCE DIAGRAMS



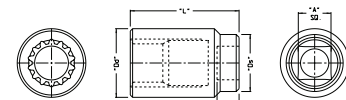
SHAPE A



SHAPE B



SHAPE C



SHAPE D



#5 SPLINE DRIVE IMPACT SOCKETS



WRIGHT

#5 SPLINE SOCKETS & ATTACHMENTS



#5 SPLINE DRIVE 6 PT. STANDARD IMPACT SOCKETS

6

PART NUMBER	NOM. SIZE	SHAPE	L	DS	DD
5828	7/8"	A	3-1/16"	1-17/32"	2-3/8"
5830	15/16"	A	3-1/16"	1-9/16"	2-3/8"
5832	1"	A	3-1/16"	1-21/32"	2-3/8"
5834	1-1/16"	A	3-1/16"	1-3/4"	2-3/8"
5836	1-1/8"	A	3-1/16"	1-13/16"	2-3/8"
5838	1-3/16"	A	3-1/16"	1-61/64"	2-3/8"
5840	1-1/4"	A	3-1/16"	2-1/8"	2-3/8"
5842	1-5/16"	B	3-1/16"	2-3/8"	2-3/8"
5844	1-3/8"	B	3-1/16"	2-3/8"	2-3/8"
5846	1-7/16"	C	3-1/16"	2-9/16"	2-3/8"
5848	1-1/2"	C	3-1/16"	2-5/8"	2-3/8"
5852	1-5/8"	C	3-1/16"	2-3/4"	2-7/16"
5856	1-3/4"	C	3-1/16"	2-7/8"	2-1/2"
5858	1-13/16"	C	3-1/16"	3"	2-1/2"
5860	1-7/8"	C	3-1/16"	3"	2-1/2"
5864	2"	C	3-1/16"	3-1/8"	2-1/2"

Refer to reference diagrams on page 260.



#5 SPLINE DRIVE 6 PT. DEEP IMPACT SOCKETS

6

PART NUMBER	NOM. SIZE	SHAPE	L	DS	DD	BD
5934	1-1/16"	A	3-3/4"	1-3/4"	2-3/8"	13/16"
5936	1-1/8"	A	3-3/4"	1-13/16"	2-3/8"	13/16"
5938	1-3/16"	A	3-3/4"	2-1/16"	2-3/8"	5/8"
5940	1-1/4"	A	3-3/4"	2-3/32"	2-3/8"	29/32"
5942	1-5/16"	B	3-3/4"	2-3/8"	2-3/8"	49/64"
5946	1-7/16"	B	3-3/4"	2-3/8"	2-3/8"	49/64"
5948	1-1/2"	B	3-3/4"	2-3/8"	2-3/8"	7/8"

Meets or exceeds ASME B107.110. Refer to reference diagrams on page 260.



#5 SPLINE DRIVE SQUARE IMPACT SOCKETS

PART NUMBER	NOM. SIZE	SHAPE	L	DS	DD	BD
5993	13/16" sq.	D	3-1/16"	1-25/32"	2-3/8"	3/4"
5995	15/16" sq.	D	3-1/16"	2"	2-3/8"	17/32"

Meets or exceeds ASME B107.110. Refer to reference diagrams on page 260.

TORQUE WRENCHES & TOOLS

FOR YEARS, TORQUE WRENCHES HAVE BEEN

THE STANDARD FOR TIGHTENING NUTS

AND BOLTS THAT CLAMP PARTS TOGETHER.

WRIGHT OFFERS A LINE OF TORQUE

WRENCHES IN THREE STYLES—

MICRO-ADJUSTABLE, DIAL, AND ELECTRIC

DIAL TYPE. WE ALSO OFFER TORQUE

SCREWDRIVERS AND TORQUE MULTIPLIERS.



SAFETY

TORQUE WRENCHES SAFETY

TORQUE WRENCHES

Users and bystanders must wear safety goggles.

To avoid possible eye injury from flying objects, safety goggles or equivalent protection conforming to ANSI Z87.1 shall be worn and kept clean by the user and all persons in the immediate area where any tool is being used.

Comfort or plastic grips on handles are not intended to give any degree of protection against electric shock and shall not be used on or near live electric circuits.

Torque wrenches are a precision instrument. Read the instruction manual completely before using any torque wrench and learn the proper method to operate, maintain and store torque wrenches.

Torque wrenches are to be used to tighten fasteners only. Do not use torque wrenches to loosen or remove fasteners.

Users shall apply a controlled force with a stance adjusted and braced to prevent rapid bodily movement or a fall if sudden release occurs.

Always pull, do not push to apply torque.

Do not use torque wrenches with sockets or fasteners showing wear or cracks.

Keep torque wrenches clean. The ratchet mechanism may slip or break if dirty, mismatched or worn parts are used.

Make sure the direction lever is fully engaged.

Take care to never overload a torque wrench past its maximum torque capacity.

Torque wrenches are to be used by hand only. Do not use cheater bars or any other means of increasing leverage.

Use the appropriate drive size. Select the torque wrench drive that is in the mid-range of the desired torque.

Never expose any torque wrench to excessive heat, which may change the hardness or microstructure and ruin the tool.

Never use torque wrenches for prying or as a hammer.

Send torque wrenches to a qualified lab for calibration at least once a year or every 5,000 cycles, whichever comes first.

Inspect and discard bent, worn or damaged torque wrenches

TORQUE MULTIPLIERS

Users and bystanders must wear safety goggles.

To avoid possible eye injury from flying objects, safety goggles or equivalent protection conforming to ANSI Z87.1 shall be worn and kept clean by the user and all persons in the immediate area where any tool is being used.

A torque multiplier generates an output torque much greater than the input torque. Do not use a torque multiplier without reading and learning the safety and operating instructions that are provided with each torque multiplier.

Users must wear hard hats, gloves and steel toed boots.

Do not use impact guns with torque multipliers.

Users shall apply a controlled force with a stance adjusted and braced to prevent rapid bodily movement or a fall if sudden release occurs.

Only use impact sockets with torque multipliers and secure to the output square with a retaining pin & O-ring. Never use hand sockets or any attachments (including adaptors) with torque multipliers.

Before each use, inspect and replace any torque multiplier output squares showing signs of wear or cracks.

Before each use, inspect and tighten the torque multiplier holding screws.

Before each use, inspect and replace any impact sockets or fasteners showing signs of wear or cracks.

Do not use breaker bars with torque multipliers.


TORQUE WRENCHES



MICRO-ADJUSTABLE "CLICK TYPE" METAL HANDLE TORQUE WRENCHES

Precision instrument for precise tightening on installation applications. Accurate, ± 4% clockwise, ± 6% counterclockwise direction @ 20% to 100% of scale range. All parts made from alloy tool steel for long life accuracy and durability during industrial use. Pull down lock ring, rotate grip to desired torque setting and release lock ring for positive locking position. During use, a distinct "breaking" action and clicking noise occurs when the set torque has been realized. Dual scale – English and metric. Easy to read, laser marked scales. Handles are lightly knurled for a positive, non-slip grip. Ratchet head models are 24 tooth industrial grade ratchets. Each torque wrench has its own serial number and "Certificate of Calibration" traceable to N.I.S.T. Meets or exceeds ASME B107.300 Torque Instrument standard. Torque wrenches stored in a black blow molded plastic box except 8447, 8448 are in a red metal box and 8449 is in a cardboard box. 8447 and 8448 each have 1 extension and 8449 has 2 extensions. Extensions must be used for correct torquing.

PART NUMBER	DRIVE SIZE (INCH)	ACCURATE TORQUE RANGE		UOM	INCR.	HEAD STYLE	A LENGTH (INCH)	B WORKING END WIDTH (INCH)	C WORKING END THICKNESS (INCH)	D WIDTH ACROSS KNOB (INCH)	PART WT. (LBS.)	SHIP WT. (LBS.)
		ENGLISH	METRIC									
INCH POUNDS												
2477	1/4	30-150		in-lbs	1	Ratchet	10	1.06	0.93	1.06	0.87	1.50
3478	3/8	40-200		in-lbs	1	Ratchet	10	1.06	0.93	1.06	0.89	1.50
3479	3/8	200-1,000		in-lbs	5	Ratchet	15.5	1.43	1.20	1.40	2.50	3.40
4476	1/2	700-1,600		in-lbs	10	Ratchet	19	1.70	1.40	1.40	3.15	4.50
4479	1/2	500-2,500		in-lbs	10	Ratchet	19.25	1.70	1.40	1.40	3.15	4.50
FOOT POUNDS												
3447	3/8	15-75		ft-lbs	0.5	Ratchet	15.5	1.43	1.20	1.40	2.50	3.40
3477	3/8	20-100		ft-lbs	0.5	Ratchet	15.5	1.43	1.20	1.40	2.50	3.40
4477	1/2	30-150		ft-lbs	1	Ratchet	19	1.70	1.40	1.40	3.15	4.50
4478	1/2	50-250		ft-lbs	1	Ratchet	24	1.70	1.40	1.40	3.75	5.14
6448	3/4	120-600		ft-lbs	5	Ratchet	41	2.50	2	1.40	11.75	17.60
8447	1	200-1,000		ft-lbs	5	Ratchet	70	3	3	1.50	26.25	42.50
8448	1	200-1,000		ft-lbs	5	Fixed Head	70	3	3	1.50	23.10	39.40
8449	1	400-2,000		ft-lbs	10	Fixed Head	108	4	4.25	2.20	52.50	56.60




REPAIR KITS	
61-100-8RKTONY	Ratchet head repair kit for 2477
46-500-12RKTONY	Ratchet head repair kit for 3447, 3477, 3479
61-100-10RKTONY	Ratchet head repair kit for 3478
96-500-8RKTONY	Ratchet head repair kit for 4476, 4477, 4478, 4479
9610-0112RK	Ratchet head repair kit for 6448
9610-0111RK	Ratchet head repair kit for 8447

DIAL TORQUE WRENCHES

Precision instrument for precise tightening on installation applications. Accurate, ± 4% clockwise and counterclockwise directions @ 20% to 100% of scale range. Sturdy torsion beam design for long life and accuracy. Large easy to read dial is shock resistant and protected by a tough metal guard. Dual scale – English and metric. Memory needle retains highest torque value applied. 6472, 8471 and 8472 are electric and include a light with audible buzzer. Each torque wrench has its own serial number and storage box. Certificate of Calibration traceable to N.I.S.T. Meets or exceeds ASME B107.300 Torque Instrument standard. All dial torque wrenches are fixed head, non ratcheting squares. Torque wrenches stored in a black blow molded plastic box except 8470, 8471 are in a red metal box and 8472 is in a cardboard box. 6470, 6472, 8470 and 8471 each include one extension which must be used for correct torquing. 8472 is a T type wrench with 1" drive internal and external heads and 5 extensions. Requires two person operation.

PART NUMBER	DRIVE SIZE (INCH)	ACCURATE TORQUE RANGE		UOM	INCR.	HEAD STYLE	A LENGTH (INCH)	B WORKING END WIDTH (INCH)	C WORKING END THICKNESS (INCH)	D WIDTH ACROSS DIAL (INCH)	PART WT. (LBS.)	SHIP WT. (LBS.)
		ENGLISH	METRIC									
INCH POUNDS												
2470	1/4	6-30		in-lbs	0.50	Ratchet	10	1.06	0.93	1.06	0.87	1.50
2471	1/4	15-75		in-lbs	1	Ratchet	10	1.06	0.93	1.06	0.89	1.50
3470	3/8	30-150		in-lbs	2	Ratchet	15.5	1.43	1.20	1.40	2.50	3.40
3471	3/8	50-250		in-lbs	5	Ratchet	19	1.70	1.40	1.40	3.15	4.50
3472	3/8	120-600		in-lbs	10	Ratchet	19.25	1.70	1.40	1.40	3.15	4.50
FOOT POUNDS												
3473	3/8	10-50		ft-lbs	1	Ratchet	15.5	1.43	1.20	1.40	2.50	3.40
4470	1/2	35-175		ft-lbs	5	Ratchet	19	1.70	1.40	1.40	3.15	4.50
4471	1/2	50-250		ft-lbs	5	Ratchet	24	1.70	1.40	1.40	3.75	5.14
6471	3/4	70-350		ft-lbs	10	Ratchet	41	2.50	2	1.40	11.75	17.60
6470	3/4	120-600		ft-lbs	10	Ratchet	41	2.50	2	1.40	11.75	17.60
6472	3/4	120-600		ft-lbs	10	Ratchet	41	2.50	2	1.40	11.75	17.60
8470	1	200-1,000		ft-lbs	20	Fixed Head	70	3	3	1.50	26.25	42.50
8471	1	200-1,000		ft-lbs	20	Fixed Head	70	3	3	1.50	23.10	39.40
8472	1	400-2,000		ft-lbs	40	Fixed Head	108	4	4.25	2.20	52.50	56.60



8472



TORQUE SCREWDRIVERS

TORQUE SCREWDRIVERS—MICRO ADJUSTABLE

Precision instrument for precise tightening on installation applications. Accurate, ± 6% clockwise direction only @ 20% to 100% of scale range. Pull out adjusting knob to unlock, turn the knob for desired setting, push knob in until it clicks. Cam-over torque limiting clutch. 1/4" internal Hex x 3/8" deep Bit Holder with strong, rare earth magnet to secure bit. Triobular comfort grip. Each torque screwdriver has its own serial number and plastic storage box. Certificate of Calibration traceable to N.I.S.T. Meets or exceeds ASME B107.300 Torque Instrument standard.

PART NUMBER	DRIVE SIZE (INCH)	ACCURATE TORQUE RANGE ENGLISH	UOM	INCR	HEAD STYLE (INCH)	LENGTH (INCH)	HOLDER DIAMETER (INCH)	GRIP OD (INCH)	PART WEIGHT (LBS)	SHIP WEIGHT (LBS)
2462	1/4	20-100	in-oz	1.00	1/4 Hex Holder	5-1/2	0.43	1.10	0.43	0.55
2463	1/4	3-15	in-lbs	0.20	1/4 Hex Holder	6-1/4	0.43	1.10	0.50	0.61
2464	1/4	8-40	in-lbs	0.50	1/4 Hex Holder	6-3/4	0.43	1.20	0.67	0.78

Note: See page 141-143 1/4" shank replacement bits and part numbers.



TORQUE WRENCHES & TOOLS

IMPORTANT INFORMATION

TORQUE WRENCH RECALIBRATION

If the user does not utilize a control procedure, the lesser of 12 months usage or 5000 cycles shall be used as the default for the recalibration interval. For the first calibration, the period of validity starts with the user's first operation of the tool. Torque wrenches shall be recalibrated immediately if they are dropped or damaged. Clean torque wrenches after use and store properly at their lowest setting.

TORQUE WRENCH WARRANTY

All Wright Tool torque wrenches are warranted against defects in materials or workmanship for a period of one year from the date of purchase. One of our authorized repair facilities, at their discretion, will repair or replace any defective Wright torque wrench returned to their place of business, postage or freight prepaid. All torque wrenches must be accompanied with a dated copy of the sales receipt or purchase order.

The foregoing obligation is Wright Tool's sole liability and the purchaser's sole remedy under this warranty. There are no other warranties expressed or implied, including those of market ability or fitness for purpose. Under no

circumstances shall Wright Tool be liable for any special, incidental or consequential damages. This warranty does not apply if the torque wrench has been altered, damaged, abused or improperly maintained. This warranty gives you specific legal rights and you may have other rights which vary from state to state.

WHEN
ORDERS
JUST
WON'T
WAIT

YOU CAN RELY ON WRIGHT TOOLS TO HELP YOU GET THE JOB DONE. 98% OF OUR PRODUCTS SHIP WITHIN 36 HOURS, OR IN MANY CASES, SOONER.

THAT'S (ALMOST) FASTER THAN YOU CAN SAY 'COMBINATION OPEN END FLARE NUT WRENCH'.



TORQUE MULTIPLIERS



TORQUE MULTIPLIERS 9S290P, 9S291, 9S391 & 9S292

Compact. Low cost. Light weight. Rugged construction.

PART NUMBER	INPUT INTERNAL DRIVE	INPUT CAPACITY (FT-LBS)	OUTPUT EXTERNAL DRIVE	OUTPUT CAPACITY (FT-LBS)	TORQUE RATIO	ANGLE OF TURN PROTRACTOR	REPLACEABLE SQUARE	A-LENGTH	B-HEAD DIAMETER	C-HEIGHT	PACKAGED WEIGHT (LBS)	PART WEIGHT (LBS)
9S290P*	1/2" SQ	250	3/4" SQ	750	3.0:1	No	No	8-1/2"	2-13/16"	3-1/4"	4.9	4.0
9S291	1/2" SQ	333	3/4" SQ	1,000	3.0:1	No	No	17-1/16"	2-13/16"	3-1/4"	5.7	5.5
9S391*	1/2" SQ	200	3/4" SQ	1,200	6.0:1	Yes	9S391RS	19-9/16"	4"	4"	13.8	9.1
9S292	3/4" SQ	533	1" SQ	2,000	3.75:1	No	No	19-1/2"	4-1/2"	3-3/4"	13.9	12.0

*Packaged in red, molded plastic box. Example: 9S392B Ratio is 13.6 For every 1 ft. lb. input, the output is 13.6 ft. lbs. If the customer needs 1,400 ft. lbs. of torque: 1,400/13.6=103 ft. lbs. of input torque. So the torque wrench needs to be set for 103 ft. lbs. When 103 is achieved multiplier will be sending out 1,400 ft. lbs. to the socket. There is a sticker on the handle of the multiplier to give the user the correct settings in ft. lbs. and Nm (Newton meters). It has the input and output ranges.




TORQUE MULTIPLIERS 9S392B & 9S393A

Low input torque. Needle bearings for high efficiency. Input torque holding ratchet – holds multiplier in place during torquing. ±5% accuracy – closer accuracy and torque certificates available. 1/2" square female input. Shearable output squares – drive shear at 3-10% overload to protect tool. A replacement drive included, is easily installed. Angle or turn protractor.

PART NUMBER	INPUT INTERNAL DRIVE	INPUT CAPACITY (FT-LBS)	OUTPUT EXTERNAL DRIVE	OUTPUT CAPACITY (FT-LBS)	TORQUE RATIO	ANGLE OF TURN PROTRACTOR	REPLACEABLE SQUARE	A-LENGTH	B-HEAD DIAMETER	C-HEIGHT	PACKAGED WEIGHT (LBS)	PART WEIGHT (LBS)
9S392B*	1/2" SQ	162	1" SQ	2,200	13.6:1	Yes	9S392RS	19-9/16"	4-1/16"	5-3/4"	20.2	15.2
9S393A*	1/2" SQ	173	1" SQ	3,200	18.5:1	Yes	9S393RS	19-9/16"	4-1/16"	6-1/2"	22.2	18.3

*Packaged in red, molded plastic box.



9S392B, 9S393A

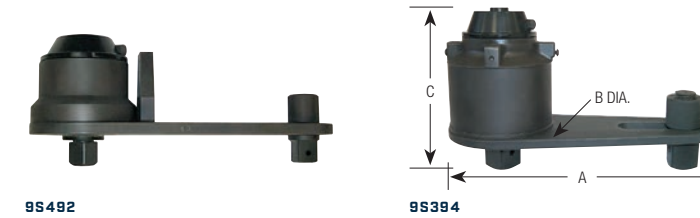
REPLACEMENT OUTPUT SQUARES FOR TORQUE MULTIPLIERS

PART NUMBER	DESCRIPTION
9S391RS	3/4" Replacement Square for Multiplier 9S391
9S392RS	1" Replacement Square for Multiplier 9S392B & 9S492
9S393RS	1" Replacement Square for Multiplier 9S393A
9S394RS	1-1/2" Replacement Square for Multiplier 9S394
9S395RS	1-1/2" Replacement Square for Multiplier 9S395

Square shears at 3% - 10% overload to protect tool. Guarantee does not apply.

TORQUE MULTIPLIERS—PLATE REACTION STYLE

PART NUMBER	INPUT INTERNAL DRIVE	INPUT CAPACITY (FT-LBS)	OUTPUT EXTERNAL DRIVE	OUTPUT CAPACITY (FT-LBS)	TORQUE RATIO	ANGLE OF TURN PROTRACTOR	REPLACEABLE SQUARE	A LENGTH	B HEAD DIAMETER	C HEIGHT	PACKAGED WEIGHT (LBS)	PART WEIGHT (LBS)
9S492	1/2" SQ	162	1" SQ	2,200	13.6:1	No	9S392RS	14"	4-7/8"	5-1/2"	19.2	17.2
9S394	1/2" SQ	189	1-1/2" SQ	5,000	26.5:1	No	9S394RS	14-7/8"	5-9/16"	8-3/4"	42.5	34.0
9S395	1/2" SQ	154	1-1/2" SQ	8,000	52.0:1	No	9S395RS	15-1/4"	5-13/16"	10-3/4"	56.8	50.3



9S492

9S394

AIR MOTOR FOR TORQUE MULTIPLIERS



Output Drive: 1/2" Sq. Maximum output torque: 200 ft. lbs. Maximum running air pressure: 60 PSI. Free speed (reversible): 70 RPM. Overall length: 16.25 in.

PART NUMBER	DRIVE SIZE	DESCRIPTION
9S3900A	1/2" Square	Air Motor for Torque Multiplier

Not for use on: 9S290P, 9S291 and 9S292.

WHAT'S THE DIFFERENTIATOR

WHY USE A TORQUE MULTIPLIER?

A torque multiplier is used to reduce the effort needed to tighten or loosen a fastener. By using a torque multiplier, thousands of foot pounds of torque can be accurately applied with a standard 250 foot pound torque wrench.

Wright Tool offers a complete line torque multipliers. These tools offer a simple, inexpensive solution to common bolting challenges. Our multipliers ranging in output torque from 750 ft. lbs. to 8,000 ft. lbs. typically require a maximum input torque of only 200 ft. lbs. or less. All of our tools can be operated with any standard torque wrench and will "multiply" the torque to achieve significantly higher torque outputs. We offer both reaction bar multipliers, which will typically react against a flange, as well as reaction plate multipliers designed to react against an adjacent bolt. Other features of these tools include:

Safe, Light—Our unique one-piece construction requires use of just one tool. A single tool is easier to handle and safer to operate vs. stacking a number of multipliers. Single piece construction also makes the package smaller and lighter.

Accurate—Use of needle roller bearings produces more efficient and repeatable output torque (all except 9S290P, 9S291 and 9S292). All models except the 9S292 have a torque accuracy of +/-5%.

Fast—Our input torque holding ratchet assists in holding our multiplier in place while applying torque to fastener, making fastening safer and faster. This feature is standard on all models except 9S290P, 9S291, 9S292 and 9S391.

Easy To Use—Our low input torque requirement makes our tools easy to use. Most tools require less than 200 ft. lbs. input to obtain the multipliers maximum output torque.

Service & Support—Excellent application assistance and product support is always available.

Simple—A torque conversion chart is attached directly on top of each tool to show the operator the torque input required for a given torque output.

Precise—An angle of turn protractor included on our 9S391, 9S392 and 9S393 models allows the user to use torque/angle of turn method to tighten fasteners more accurately.



WRIGHT

SCREWDRIVERS & NUT DRIVERS

SCREWDRIVERS & NUT DRIVERS

WRIGHT SCREWDRIVERS CAN BE ORDERED INDIVIDUALLY OR IN SETS. STYLES INCLUDE PHILLIPS, CABINET TIP, ROUND SHANK AND SQUARE SHANK (ALL WITH OR WITHOUT CUSHION GRIPS). WE ALSO OFFER HANDY 4-IN-1 SCREWDRIVERS, AS WELL AS HOLLOW-SHAFT NUT DRIVERS IN STANDARD AND METRIC STYLES.



SAFETY

SCREWDRIVERS & NUT DRIVERS SAFETY

Users and bystanders must wear safety goggles.

To avoid possible eye injury from flying objects, safety goggles or equivalent protection conforming to ANSI Z87.1 shall be worn and kept clean by the user and all persons in the immediate area where any tool is being used.

Match the type of screwdriver to the head of the screw and select the appropriate size screwdriver to do the job.

Comfort or plastic grips on handles are not intended to give any degree of protection against electric shock and screwdrivers and nut drivers shall not be used on or near live electric circuits.

Users shall apply a controlled force with a stance adjusted and braced to prevent rapid bodily movement or a fall if sudden release occurs. Minimize pressure. Screws are driven by torque (turning power), not pressure.

Never sharpen or alter a screwdriver to change the fit.

Use the correct size nutdriver to fit the fastener. Do not use inch nut drivers on metric fasteners or metric nut drivers on inch fasteners because the fit is not good enough.

Never use a screwdriver or nut driver for prying, punching, chiseling, scoring or scraping.

Never use cheater bars to increase handle leverage.

Never hammer on screwdrivers or nut drivers and never use a screwdriver or a nutdriver as a hammer.

Never expose any screwdriver or nut driver to excessive heat, which may change the hardness or microstructure and ruin the tool.

Never use pliers on the handle of a screwdriver or nutdriver to get extra turning power. A wrench can be used on the square shank or

bolster of screwdrivers designed for that purpose.

Keep handles clean for a secure grip.

Inspect and discard bent, worn, cracked, or damaged screwdrivers or nut drivers. Do not grind or attempt to repair screwdrivers.

SCREWDRIVER SETS & SCREWDRIVERS



5 PIECES—SCREWDRIVER SET SET NUMBER 9475

PART NUMBER	DESCRIPTION	TIP SIZE	BLADE LENGTH
9105	Phillips Screwdriver	#2	4"
9116	Cabinet Tip Screwdriver	3/16"	6"
9124	Round Shank Screwdriver	1/4"	6"
9125	Round Shank Screwdriver	5/16"	6"
9134	Square Shank Screwdriver	5/16"	6"
A711-Pouch	Pouch		



10 PIECES—SCREWDRIVER SET SET NUMBER 9476

PART NUMBER	DESCRIPTION	TIP SIZE	BLADE LENGTH
9101	Phillips Screwdriver	#2	1-1/2"
9104	Phillips Screwdriver	#1	3"
9105	Phillips Screwdriver	#2	4"
9106	Phillips Screwdriver	#3	6"
9115	Cabinet Tip Screwdriver	3/16"	4"
9116	Cabinet Tip Screwdriver	3/16"	6"
9122	Round Shank Screwdriver	1/4"	1-1/2"
9123	Round Shank Screwdriver	1/4"	4"
9124	Round Shank Screwdriver	1/4"	6"
9135	Square Shank Std. Tip	3/8"	8"
A714-Pouch	Pouch		



6 PIECES—SCREWDRIVER SET SET NUMBER 9477

PART NUMBER	DESCRIPTION	TIP SIZE	BLADE LENGTH
9105	Phillips Screwdriver	#2	4"
9116	Cabinet Tip Screwdriver	3/16"	6"
9122	Round Shank Screwdriver	1/4"	1-1/2"
9123	Round Shank Screwdriver	1/4"	4"
9124	Round Shank Screwdriver	1/4"	6"
9125	Round Shank Screwdriver	5/16"	6"
A711-Pouch	Pouch		



6 PIECES—SCREWDRIVER SET SET NUMBER 9462

PART NUMBER	DESCRIPTION	TIP SIZE	BLADE LENGTH
9101	Phillips Screwdriver	#2	1-1/2"
9103	Phillips Screwdriver	#0	3"
9104	Phillips Screwdriver	#1	3"
9105	Phillips Screwdriver	#2	4"
9106	Phillips Screwdriver	#3	6"
9109	Phillips Screwdriver	#4	8"
A711-Pouch	Pouch		



8 PIECES—SCREWDRIVER SET SET NUMBER 9463

PART NUMBER	DESCRIPTION	TIP SIZE	BLADE LENGTH
9104	Phillips Screwdriver	#1	3"
9105	Phillips Screwdriver	#2	4"
9106	Phillips Screwdriver	#3	6"
9162†	Cabinet Tip Screwdriver	3/16"	3"
9115	Cabinet Tip Screwdriver	3/16"	4"
9116	Cabinet Tip Screwdriver	3/16"	6"
9123	Round Shank Screwdriver	1/4"	4"
9125	Round Shank Screwdriver	5/16"	6"
A711-Pouch	Pouch		



6 PIECES—SCREWDRIVER SET SET NUMBER 9464

PART NUMBER	DESCRIPTION	TIP SIZE	BLADE LENGTH
9115	Cabinet Tip Screwdriver	3/16"	4"
9122	Round Shank Screwdriver	1/4"	1-1/2"
9123	Round Shank Screwdriver	1/4"	4"
9125	Round Shank Screwdriver	5/16"	6"
9126	Round Shank Screwdriver	3/8"	8"
9127	Round Shank Screwdriver	3/8"	10"
A714-Pouch	Pouch		



PHILLIPS SCREWDRIVERS LARGE ERGONOMIC 3-FLUTE HANDLE



PART NUMBER	TIP SIZE	OVERALL LENGTH	BLADE LENGTH	HANDLE LENGTH
9101	#2	3-7/16"	1-1/2"	1-15/16"
9103	#0	6"	3"	3"
9104	#1	7"	3"	4"
9105	#2	8-1/4"	4"	4-1/4"
9106	#3	10-7/8"	6"	4-7/8"
9107	#1	12"	8"	4"
9108	#2	12-1/4"	8"	4-1/4"
9109	#4	13-1/2"	8"	5"



ROUND SHANK SCREWDRIVERS LARGE ERGONOMIC 3-FLUTE HANDLE



PART NUMBER	TIP SIZE	OVERALL LENGTH	BLADE LENGTH	HANDLE LENGTH
9122	1/4"	3-7/16"	1-1/2"	1-5/16"
9123	1/4"	8-1/4"	4"	3"
9124	1/4"	10-1/4"	6"	4-1/4"
9125	5/16"	10-7/8"	6"	4-7/8"
9126	3/8"	13-1/2"	8"	5-1/2"
9127	3/8"	15-1/2"	10"	5-1/2"
9128	3/8"	17-1/2"	12"	5-1/2"



SCREWDRIVERS



CABINET TIP SCREWDRIVERS LARGE ERGONOMIC 3-FLUTE HANDLE

PART NUMBER	TIP SIZE	OVERALL LENGTH	BLADE LENGTH	HANDLE LENGTH
9112	1/8"	6"	3"	3"
9113	1/8"	8"	5"	3"
9115	3/16"	8"	4"	4"
9116	3/16"	10"	6"	4"
9117	3/16"	12"	8"	4"
9118	1/4"	14-1/4"	10"	4-1/4"



SQUARE SHANK SCREWDRIVERS LARGE ERGONOMIC 3-FLUTE HANDLE

PART NUMBER	TIP SIZE	OVERALL LENGTH	BLADE LENGTH	HANDLE LENGTH
9132	1/4"	8-1/4"	4"	4-1/4"
9133	1/4"	10-1/4"	6"	4-1/4"
9134	5/16"	10-7/8"	6"	4-7/8"
9135	3/8"	13-1/2"	8"	5-1/2"
9136	3/8"	15-1/2"	10"	5-1/2"
9137	3/8"	17-1/2"	12"	5-1/2"



CUSHION GRIP PHILLIPS SCREWDRIVERS LARGE CUSHION GRIP HANDLE

PART NUMBER	TIP SIZE	OVERALL LENGTH	BLADE LENGTH	HANDLE LENGTH
9141 [†]	#2	3-7/16"	Stubby	1-15/16"
9143 [†]	#1	7"	3"	4"
9144 [†]	#2	8-1/4"	4"	4-1/4"



CUSHION GRIP ROUND SHANK SCREWDRIVERS LARGE CUSHION GRIP HANDLE

PART NUMBER	TIP SIZE	OVERALL LENGTH	BLADE LENGTH	HANDLE LENGTH
9151 [†]	1/4"	3-7/16"	1-1/2"	1-15/16"
9152 [†]	1/4"	8-1/4"	4"	4-1/4"
9153 [†]	1/4"	10-1/4"	6"	4-1/4"
9154 [†]	5/16"	10-7/8"	6"	4-7/8"
9155 [†]	3/8"	13-1/2"	8"	5-1/2"
9156 [†]	3/8"	15-1/2"	10"	5-1/2"
9157 [†]	3/8"	17-1/2"	12"	5-1/2"



2-IN-1 POCKET SCREWDRIVER

PART NUMBER	TIP SIZE	OVERALL LENGTH	BLADE LENGTH	HANDLE LENGTH
9181	3/16" x #1 P	4-13/16"	2-5/8"	2-3/16"



CUSHION GRIP CABINET TIP SCREWDRIVERS LARGE CUSHION GRIP HANDLE

PART NUMBER	TIP SIZE	OVERALL LENGTH	BLADE LENGTH	HANDLE LENGTH
9162 [†]	3/16"	7"	3"	4"
9164 [†]	3/16"	10"	6"	4"
9165 [†]	3/16"	12"	8"	4"
9166 [†]	1/4"	14-1/4"	10"	4-1/4"



CUSHION GRIP SQUARE SHANK SCREWDRIVERS LARGE CUSHION GRIP HANDLE

PART NUMBER	TIP SIZE	OVERALL LENGTH	BLADE LENGTH	HANDLE LENGTH
9172 [†]	1/4"	8-1/4"	4"	4-1/4"
9173 [†]	1/4"	10-1/4"	6"	4-1/4"
9174 [†]	5/16"	10-7/8"	6"	4-7/8"
9175 [†]	3/8"	13-1/2"	8"	5-1/2"
9176 [†]	3/8"	15-1/2"	10"	5-1/2"
9177 [†]	3/8"	17-1/2"	12"	5-1/2"



4-IN-1 SCREWDRIVER LARGE ERGONOMIC 3-FLUTE HANDLE

PART NUMBER	TIP SIZE	OVERALL LENGTH	BLADE LENGTH	HANDLE LENGTH
9180*	3/16" x 5/16" #1 P x #2 P	7-1/2"	3-1/2"	4"
9182**	#0, #1, #2, #3	7-1/2"	3-1/2"	4"

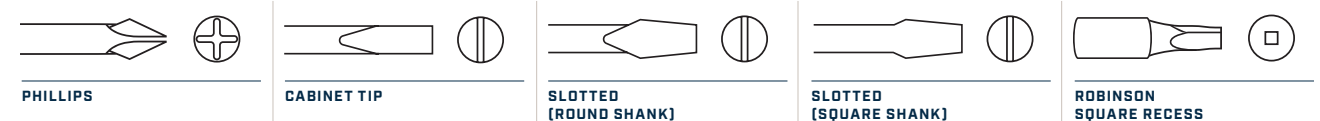
NOTE: Standard pack of 12 in cardboard container/display. *Flip style has 2 size slotted and 2 size Phillips tips. **Flip style has 4 Robinson type square recess size.



OFFSET SCREWDRIVER

PART NUMBER	DESCRIPTION	OVERALL LENGTH
9183	1/4"	4-7/16"
9184	5/16"	4-1/2"
9185	3/8"	5-7/8"

REFERENCE DIAGRAMS



NUT DRIVER SETS & NUT DRIVERS



7 PIECES—NUT DRIVER SET SET NUMBER 9210

PART NUMBER	DESCRIPTION	PART NUMBER	DESCRIPTION
9220	3/16"	9224	5/16"
9221	7/32"	9225	11/32"
9222	1/4"	9226	3/8"
9223	9/32"	A724-Pouch	Pouch



7 PIECES—NUT DRIVER SET SET NUMBER 9212

PART NUMBER	DESCRIPTION	PART NUMBER	DESCRIPTION
9220	3/16"	9226	3/8"
9222	1/4"	9227	7/16"
9224	5/16"	9228	1/2"
9225	11/32"	A724-Pouch	Pouch



10 PIECES—NUT DRIVER SET SET NUMBER 9214

PART NUMBER	DESCRIPTION	PART NUMBER	DESCRIPTION
9220	3/16"	9226	3/8"
9221	7/32"	9227	7/16"
9222	1/4"	9228	1/2"
9223	9/32"	9229	9/16"
9224	5/16"	A711-Pouch	Pouch
9225	11/32"		



6 PIECES—METRIC NUT DRIVER SET SET NUMBER 9216

PART NUMBER	DESCRIPTION	PART NUMBER	DESCRIPTION
9238	5mm	9242	8mm
9239	5.5mm	9244	10mm
9240	6mm	A724-Pouch	Pouch
9241	7mm		



9 PIECES—METRIC NUT DRIVER SET SET NUMBER 9218

PART NUMBER	DESCRIPTION	PART NUMBER	DESCRIPTION
9236	4mm	9241	7mm
9237	4.5mm	9242	8mm
9238	5mm	9244	10mm
9239	5.5mm	9245	11mm
9240	6mm	A711-Pouch	Pouch



9222, 9229

NUT DRIVERS

PART NUMBER	DESCRIPTION	PART NUMBER	DESCRIPTION
9220	3/16"	9225	11/32"
9221	7/32"	9226	3/8"
9222	1/4"	9227	7/16"
9223	9/32"	9228	1/2"
9224	5/16"	9229	9/16"



9238, 9244

METRIC NUT DRIVERS

PART NUMBER	DESCRIPTION	PART NUMBER	DESCRIPTION
9236	4mm	9241	7mm
9237	4.5mm	9242	8mm
9238	5mm	9244	10mm
9239	5.5mm	9245	11mm
9240	6mm		



WRIGHT

HEX KEYS

HEX KEYS

A WIDE ASSORTMENT OF HEX KEY SETS ARE AVAILABLE FROM WRIGHT TOOL. CHOOSE FROM 5-PIECE SETS UP TO 18-PIECE SETS, SOME CARDED, SOME IN POUCHES. STYLES INCLUDE L-KEY SETS (SHORT ARM, LONG ARM, COMBINATION AND METRIC), FOLD-UP SETS (CARDED AND METRIC), AND T-HANDLE SETS (LOOP AND METRIC, WITH OR WITHOUT VINYL GRIPS). HEX BIT SOCKETS CAN BE FOUND WITH THE 1/4", 3/8", 1/2" AND 3/4" DRIVE SOCKETS.



SAFETY — HEX KEYS SAFETY

Users and bystanders must wear safety goggles.

To avoid possible eye injury from flying objects, safety goggles or equivalent protection conforming to ANSI

Z87.1 shall be worn and kept clean by the user and all persons in the immediate area where any tool is being used.

Do not repair hex key wrenches.

Never hammer on a hex key.

Inspect and discard bent, deformed or cracked hex key tools. Users shall apply a controlled force with a stance adjusted

and braced to prevent rapid bodily movement or a fall if sudden release occurs.

Never use a pipe or cheater bar on the handle or key end.

Comfort or plastic grips on handles are not intended to give any degree of protection against electric shock and shall not be used on or near live electric circuits.

POUCHED SETS & CLAMSHELL SETS



7 PIECES—FRACTIONAL L-KEY SET, SHORT ARM IN POUCH SET NUMBER 9E69207



PART NUMBER	DESCRIPTION
9E69207	Sizes: 5/64", 3/32", 1/8", 5/32", 3/16", 7/32", 1/4"



11 PIECES—FRACTIONAL L-KEY SET, SHORT ARM IN POUCH SET NUMBER 9E69211



PART NUMBER	DESCRIPTION
9E69211	Sizes: .050", 1/16", 5/64", 3/32", 1/8", 5/32", 3/16", 7/32", 1/4", 5/16", 3/8"



9 PIECES—FRACTIONAL L-KEY SET, LONG ARM IN POUCH SET NUMBER 9E69209



PART NUMBER	DESCRIPTION
9E69209	Sizes: 5/64", 3/32", 1/8", 5/32", 3/16", 7/32", 1/4", 5/16", 3/8"



11 PIECES—FRACTIONAL L-KEY SET, LONG ARM IN POUCH SET NUMBER 9E10311



PART NUMBER	DESCRIPTION
9E10311	Sizes: 5/64", 3/32", 7/64", 1/8", 9/64", 5/32", 3/16", 7/32", 1/4", 5/16", 3/8"



10 PIECES—METRIC L-KEY SET, SHORT ARM IN POUCH SET NUMBER 9E69210



PART NUMBER	DESCRIPTION
9E69210	Sizes: 1.3mm, 1.5mm, 2mm, 2.5mm, 3mm, 4mm, 5mm, 6mm, 8mm, 10mm



18 PIECES—FRACTIONAL L-KEY SET SHORT & LONG ARM IN POUCH SET NUMBER 9E69218



PART NUMBER	DESCRIPTION
9E69218	Short Sizes: .050", 1/16", 5/64", 3/32", 7/64", 1/8", 9/64", 5/32", 7/32" Long Sizes: 1/16", 5/64", 3/32", 7/64", 1/8", 5/32", 3/16", 1/4", 5/16"



METAL BOX & L-KEY HOLDER SETS



18 PIECES—FRACTIONAL L-KEY SET, SHORT ARM IN METAL BOX SET NUMBER 9E10118



PART NUMBER	DESCRIPTION
9E10118	Sizes: .028", .035", .050", 1/16", 5/64", 3/32", 7/64", 1/8", 9/64", 5/32", 3/16", 7/32", 1/4", 5/16", 3/8", 1/2", 9/16", 5/8" & Metal Box



15 PIECES—METRIC L-KEY SET, SHORT ARM IN METAL BOX SET NUMBER 9E10515



PART NUMBER	DESCRIPTION
9E10515	Sizes: .7mm, .9mm, 1.3mm, 1.5mm, 2mm, 2.5mm, 3mm, 4mm, 5mm, 6mm, 8mm, 10mm, 12mm, 14mm, 17mm



9 PIECES—METRIC L-KEY SET, SHORT ARM IN TOOL HOLDER SET NUMBER 9E10509



PART NUMBER	DESCRIPTION
9E10509	Sizes: 1.5mm, 2mm, 2.5mm, 3mm, 4mm, 5mm, 6mm, 8mm, 10mm



9 PIECES—METRIC L-KEY SET, LONG ARM IN TOOL HOLDER SET NUMBER 9E10609



PART NUMBER	DESCRIPTION
9E10609	Sizes: 1.5mm, 2mm, 2.5mm, 3mm, 4mm, 5mm, 6mm, 8mm, 10mm



13 PIECES—FRACTIONAL L-KEY SET SHORT ARM IN TOOL HOLDER SET NUMBER 9E10113



PART NUMBER	DESCRIPTION
9E10113	Sizes: .050", 1/16", 5/64", 3/32", 7/64", 1/8", 9/64", 5/32", 3/16", 7/32", 1/4", 5/16", 3/8"



22 PIECES—FRACTIONAL & METRIC L-KEY SET LONG ARM IN TOOL HOLDER SET NUMBER 9E10222



PART NUMBER	DESCRIPTION
9E10222	Sizes: .050", 1/16", 5/64", 3/32", 7/64", 1/8", 9/64", 5/32", 3/16", 7/32", 1/4", 5/16", 3/8" Metric: 1.5mm, 2mm, 2.5mm, 3mm, 4mm, 5mm, 6mm, 8mm, 10mm



13 PIECES—FRACTIONAL L-KEY SET, LONG ARM IN TOOL HOLDER SET NUMBER 9E10213



PART NUMBER	DESCRIPTION
9E10213	Sizes: .050", 1/16", 5/64", 3/32", 7/64", 1/8", 9/64", 5/32", 3/16", 7/32", 1/4", 5/16", 3/8"

HEX KEYS

HEX KEYS



WARNING: WEAR SAFETY GOGGLES USER AND BYSTANDER



WARNING: TOOL SAFETY INFO READ PAGES 376-378



WARNING: COMFORT OR PLASTIC GRIPS DO NOT PROTECT AGAINST ELECTRIC SHOCK



WARNING: WEAR SAFETY GOGGLES USER AND BYSTANDER



WARNING: TOOL SAFETY INFO READ PAGES 376-378



WARNING: COMFORT OR PLASTIC GRIPS DO NOT PROTECT AGAINST ELECTRIC SHOCK


METAL FOLD-UP SETS



6 PIECES—METRIC METAL FOLD-UP SET, CARDED SET NUMBER 9E21151



PART NUMBER	DESCRIPTION
9E21151	Sizes: 3mm, 4mm, 5mm, 6mm, 8mm, 10mm



8 PIECES—FRACTIONAL METAL FOLD-UP SET, CARDED SET NUMBER 9E20811



PART NUMBER	DESCRIPTION
9E20811	Sizes: .050", 1/16", 5/64", 3/32", 7/64", 1/8", 9/64", 5/32"



7 PIECES—METRIC METAL FOLD-UP SET, CARDED SET NUMBER 9E21171



PART NUMBER	DESCRIPTION
9E21171	Sizes: 1.5mm, 2mm, 2.5mm, 3mm, 4mm, 5mm, 6mm



9 PIECES—FRACTIONAL METAL FOLD-UP SET, CARDED SET NUMBER 9E20911



PART NUMBER	DESCRIPTION
9E20911	Sizes: 5/64", 3/32", 7/64", 1/8", 9/64", 5/32", 3/16", 7/32", 1/4"



5 PIECES—FRACTIONAL METAL FOLD-UP SET, CARDED SET NUMBER 9E20511



PART NUMBER	DESCRIPTION
9E20511	Sizes: 3/16", 7/32", 1/4", 5/16", 3/8"



RESIN FOLD-UP SETS



7 PIECES—METRIC RESIN FOLD-UP SET, CARDED SET NUMBER 9E25172



PART NUMBER	DESCRIPTION
9E25172	Sizes: 2mm, 2.5mm, 3mm, 4mm, 5mm, 6mm, 8mm



6 PIECES—FRACTIONAL RESIN FOLD-UP SET, CARDED SET NUMBER 9E25611



PART NUMBER	DESCRIPTION
9E25611	Sizes: 5/32", 3/16", 7/32", 1/4", 5/16", 3/8"



9 PIECES—FRACTIONAL RESIN FOLD-UP SET, CARDED SET NUMBER 9E25911



PART NUMBER	DESCRIPTION
9E25911	Sizes: 5/64", 3/32", 7/64", 1/8", 9/64", 5/32", 3/16", 7/32", 1/4"



9 PIECES—FRACTIONAL RESIN FOLD-UP SET, CARDED SET NUMBER 9E25912



PART NUMBER	DESCRIPTION
9E25912	Sizes: .050", 1/16", 5/64", 3/32", 7/64", 1/8", 9/64", 5/32", 3/16"



8 PIECES—TORX® RESIN FOLD-UP SET, CARDED SET NUMBER 9E25581



PART NUMBER	DESCRIPTION
9E25581	Sizes: T-8, T-10, T-15, T-20, T-25, T-27, T-30, T-40

HEX KEYS

HEX KEYS



VINYL GRIP & LOOP GRIP T-HANDLE SETS



9 PIECES—FRACTIONAL VINYL GRIP T-HANDLE SET, IN POUCH
SET NUMBER 9E60609



PART NUMBER	DESCRIPTION
9E60609	6" Long Hex Sizes: 5/64", 3/32", 7/64", 1/8", 9/64", 5/32", 3/16", 7/32", 1/4"



10 PIECES—METRIC VINYL GRIP T-HANDLE SET, IN PLASTIC STAND
SET NUMBER 9E64611



PART NUMBER	DESCRIPTION
9E64611	6" Long Metric Hex Sizes: 1.3mm, 1.5mm, 2mm, 2.5mm, 3mm, 4mm, 5mm, 6mm, 8mm, 10mm



8 PIECES—FRACTIONAL LOOP GRIP T-HANDLE SET, IN POUCH
SET NUMBER 9E33198



PART NUMBER	DESCRIPTION
9E33198	9" Long Hex Key Sizes: 3/32", 7/64", 1/8", 9/64", 5/32", 3/16", 7/32", 1/4"



5 PIECES—METRIC LOOP GRIP T-HANDLE METRIC SET, IN POUCH
SET NUMBER 9E35195



PART NUMBER	DESCRIPTION
9E35195	9" Long Metric Hex Key Sizes: 2.5mm, 3mm, 4mm, 5mm, 6mm

VINYL GRIP BALL HEX T-HANDLE SETS



13 PIECES—FRACTIONAL BALL DRIVE VINYL GRIP T-HANDLE SET, IN PLASTIC STAND
SET NUMBER 9E60614



PART NUMBER	DESCRIPTION
9E60614	6" Long Hex Sizes: .050", 1/16", 5/64", 3/32", 7/64", 1/8", 9/64", 5/32", 3/16", 7/32", 1/4", 5/16", 3/8"



11 PIECES—FRACTIONAL BALL DRIVER T-HANDLE SET
SET NUMBER 9E60811



PART NUMBER	DESCRIPTION
9E60811	Sizes: 5/64", 3/32", 7/64", 1/8", 9/64", 5/32", 3/16", 7/32", 1/4", 5/16", 3/8"



8 PIECES—METRIC BALL DRIVER T-HANDLE SET
SET NUMBER 9E64808



PART NUMBER	DESCRIPTION
9E64808	9" Long Metric Hex Sizes: 2mm, 2.5mm, 3mm, 4mm, 5mm, 6mm, 8mm, 10mm



8 PIECES—METRIC BALL DRIVE VINYL GRIP T-HANDLE, IN POUCH
SET NUMBER 9E64608



PART NUMBER	DESCRIPTION
9E64608	6" Long Metric Hex Sizes: 2mm, 2.5mm, 3mm, 4mm, 5mm, 6mm, 8mm, 10mm

HEX KEYS

HEX KEYS



BALL HEX SETS



9 PIECES—METRIC BALL DRIVER HEX SET SET NUMBER 9E13609



PART NUMBER	DESCRIPTION
9E13609	Sizes: 1.5mm, 2mm, 2.5mm, 3mm, 4mm, 5mm, 6mm, 8mm, 10mm



13 PIECES—FRACTIONAL BALL DRIVER HEX SET SET NUMBER 9E13213



PART NUMBER	DESCRIPTION
9E13213	Sizes: .050", 1/16", 5/64", 3/32", 7/64", 1/8", 9/64", 5/32", 3/16", 7/32", 1/4", 5/16", 3/8"

HEX KEYS

BALL TORX® SET



WRIGHT



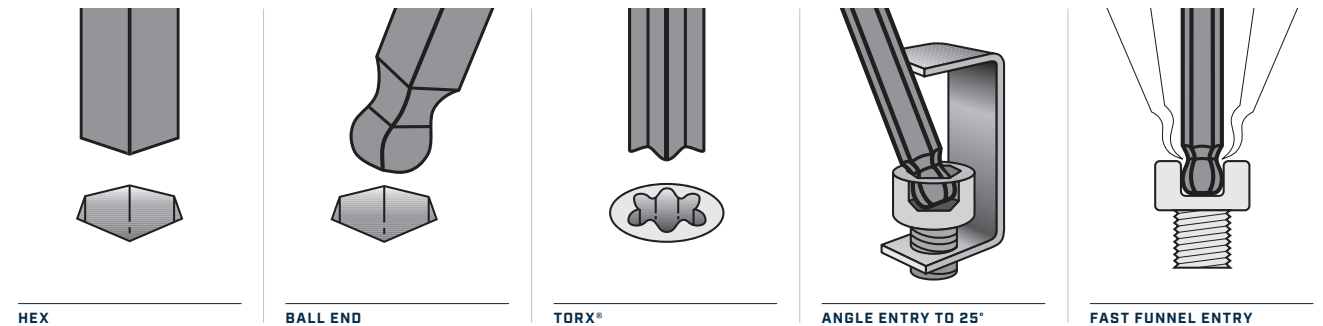
7 PIECES—BALLSTAR TORX® SET SET NUMBER 9E10007



PART NUMBER	DESCRIPTION
9E10007	Sizes: T-10, T-15, T-20, T-25, T-27, T-30, T-40

HEX KEYS

REFERENCE DIAGRAMS



WARNING: WEAR SAFETY GOGGLES USER AND BYSTANDER

WARNING: TOOL SAFETY INFO READ PAGES 376-378

WARNING: COMFORT OR PLASTIC GRIPS DO NOT PROTECT AGAINST ELECTRIC SHOCK

WARNING: WEAR SAFETY GOGGLES USER AND BYSTANDER

WARNING: TOOL SAFETY INFO READ PAGES 376-378

WARNING: COMFORT OR PLASTIC GRIPS DO NOT PROTECT AGAINST ELECTRIC SHOCK

SAFETY

PLIERS & SNIPS SAFETY

PLIERS

Users and bystanders must wear safety goggles.

To avoid possible eye injury from flying objects, safety goggles or equivalent protection conforming to ANSI Z87.1 shall be worn and kept clean by the user and all persons in the immediate area where any tool is being used.

Comfort or plastic grips on handles are not intended to give any degree of protection against electric shock and pliers shall not be used on or near live electric circuits.

Users shall apply a controlled force with a stance adjusted and braced to prevent rapid bodily movement or a fall if sudden release occurs.

Choose the right plier for the job.

Pliers shall not be used for cutting hardened wire unless specifically designed for this purpose.

When cutting wire, always cut at right angles. Never rock from side to side or bend the wire back and forth against the cutting edges.

Don't bend stiff wire with light pliers. Select the proper size plier.

Pliers shall not be used on nuts or bolts. A wrench will do the job better and with less risk of damage to the fastener.

Oil pliers occasionally at the joint only. Take care to keep the handles clean for a secure grip.

Never use a plier for prying, punching, chiseling, scoring or scraping.

Never use cheater bars to increase leverage.

Never hammer on pliers and never use a plier as a hammer.

Never expose any plier to excessive heat, which may change the hardness or microstructure and ruin the tool.

Never use pliers on the handle of a screwdriver or nut driver to get extra turning power.

Inspect and discard bent, worn, cracked or damaged pliers. Do not grind or attempt to repair pliers.

SHEARS & SNIPS

Users and bystanders must wear safety goggles.

Comfort or plastic grips on handles are not intended to give any degree of protection against electric shock and shall not be used on or near live electric circuits.

To avoid possible eye injury from flying objects, safety goggles or equivalent protection conforming to ANSI Z87.1 shall be worn and kept clean by the user and all persons in the immediate area where any tool is being used.

Follow the manufacturer's instructions for use, capacity, and proper care of the snip.

Be careful of the sharp cutting edges on the cutting blades. Keep blades closed when snip is not in use. Use safety latch to keep blades closed on available models.

Be careful of the sharp edges of the material being cut when snips are used. Always wear gloves when working with snips.

Never use a snip to cut sheet metal thicker than 1/16" (.062").

Never use snips to cut heavy wire, cable, nails, rod, as these materials may damage the cutting edge or the shearing action of the snip.

Use the right size and style of snip for the job. Do not cut tight curves with a straight pattern snip. Use offset models for long cuts through large sheets of material.

Avoid springing the blades. This is the result of trying to cut material that is too thick.

Use only hand pressure for cutting. Never hammer, use cheater bars or use feet to try and increase pressure.

Do not attempt to re-sharpen a snip blade in a sharpening device designed for knives, scissors, or garden tools.

PLIERS & SNIPS

WRIGHT OFFERS AN EXTENSIVE SELECTION OF PLIERS—FROM SNAP RING PLIERS TO CHANNELLOCK® TONGUE-AND-GROOVE PLIERS TO MANY OTHER POPULAR STYLES. WE ALSO OFFER VICE-GRIP AND MIDWEST AVIATION SNIPS, METAL CUTTING SNIPS AND OFFSET SNIPS.



RETAINING RING PLIERS & STRIPPER/CUTTER PLIERS



RETAINING RING PLIERS ROUND-HEAD RATCHETS

FEATURES

Patented push-button internal and external design U.S. Patent #'s 4280265 and 447675. Each Wright retaining ring plier replaces a large number of limited-use competing tools at a fraction of the cost. Patented broached jaw holes (6 point or 12 point) for holding replaceable tips. Patented ratchet lock on the Model 9H65 Plier.

BENEFITS FOR YOUR CUSTOMERS


Quick and easy conversion to and from such use...without disassembly. High-quality—cost effective. Unprecedented accuracy, stability and control of retaining rings by including positive tip alignment and tip adjustment. Automatically keeps internal rings contracted and external rings expanded for easy installation and removal.

PART NUMBER	DESCRIPTION	INTERNAL	EXTERNAL
9H1221S ^{††}	Retaining Ring Plier w/Adjustable Stop and Replaceable Tips. Fits Internal and External Type Retaining Rings. Tips Color/Size Included: Black .038; Silver .047; Copper .023	1/4"-1"	1/8"-1"
9H1234 ^{††}	Retaining Ring Plier w/Replaceable Tips. Fits Internal and External Type Retaining Rings. Tips Color/Size Included: Black .038; Silver .047; Copper .070	3/8"-2" 10mm-48mm	1/4"-2" 10mm-48mm
9H65 ^{††}	Retaining Ring Plier w/Ratchet Lock. Fits Internal and External Type Retaining Rings. Tips Color/Size Included: Black .090; Silver .108; Copper .120	1-13/16"-4" 31mm-100mm	1-1/2"-4" 31mm-100mm
9H87 ^{††}	Retaining Ring Tool w/Automatic Lock-In Plastic Case. Fits Internal and External Type Retaining Rings. Tips Color/Size Included: Black .120; Silver .150; Copper .180	3-1/2"-7" 90mm-175mm	3-1/2"-7" 90mm-175mm



RETAINING-RING PLIER REPLACEMENT KITS

PART NUMBER	DESCRIPTION
9H1221RK	Replacement tip kit for 9H1221S
9H1234RK	Replacement tip kit for 9H1234
9H65RK	Replacement tip kit for 9H65
9H8720	20° Replacement tip kit for 9H87
9H8790	90° Degree Replacement tip kit for 9H87



3 PIECES - RETAINING RING PLIER-SET NUMBER 9H1265K^{††}



PART NUMBER	DESCRIPTION
9H1221S ^{††}	Retaining Ring Plier
9H1234 ^{††}	Retaining Ring Plier
9H65 ^{††}	Retaining Ring Plier w/Ratchet Lock

Supplied in plastic box.

RETAINING RING PLIERS/FIXED TIP



PART NUMBER	TIP ANGLE	TIP DIAMETER	LENGTH
9C938 [†]	Straight Tip	.038	5.75"
9C938-90 [†]	90° Tip	.038	5.50"
9C947 [†]	Straight Tip	.047	5.75"
9C947-90 [†]	90° Tip	.047	5.50"
9C970 [†]	Straight Tip	.070	7.50"
9C970-90 [†]	90° Tip	.070	7.00"
9CQT-6 [†]	Six Piece Set		

Set 9CQT-6 for internal & external use. Supplied in plastic box.



9C938-90
9C947-90
9C970-90



9C938
9C947
9C970

SAFETY WIRE TWISTER PLIERS



PART NUMBER	DESCRIPTION
9465 [†]	8-3/8" Compact Safety Wire Twister Plier, Automatic—Clockwise rotation
9466 [†]	10-3/8" Standard Size, Manual—Clockwise rotation
9468 [†]	Safety Wiring Kit—8 Pieces—Professional Kit consisting of 9465 and 9466—deep reach 19" adjustable twister tool—three 1/4 lb. spools of annealed stainless steel safety wire sizes .020-.032-.041—meets Government Spec. QQW-423 Military Spec. MS 20995.

9468

9465

STRIPPER/CUTTER PLIERS

PART NUMBER	DESCRIPTION
9470 [†]	Stripper/Cutter 10-20 AWG Metric sizes .8, 1.0, 1.3, 1.6, 2.6mm, with Locking Clip
9471 [†]	Stripper/Crimper/Cutter 10-20 AWG
9472 [†]	Crimper/Stripper/Cutter 16-26 AWG
9473 [†]	Stripper/Cutter 10-20 AWG, Ergonomic Handle with Locking Clip



9470



9471



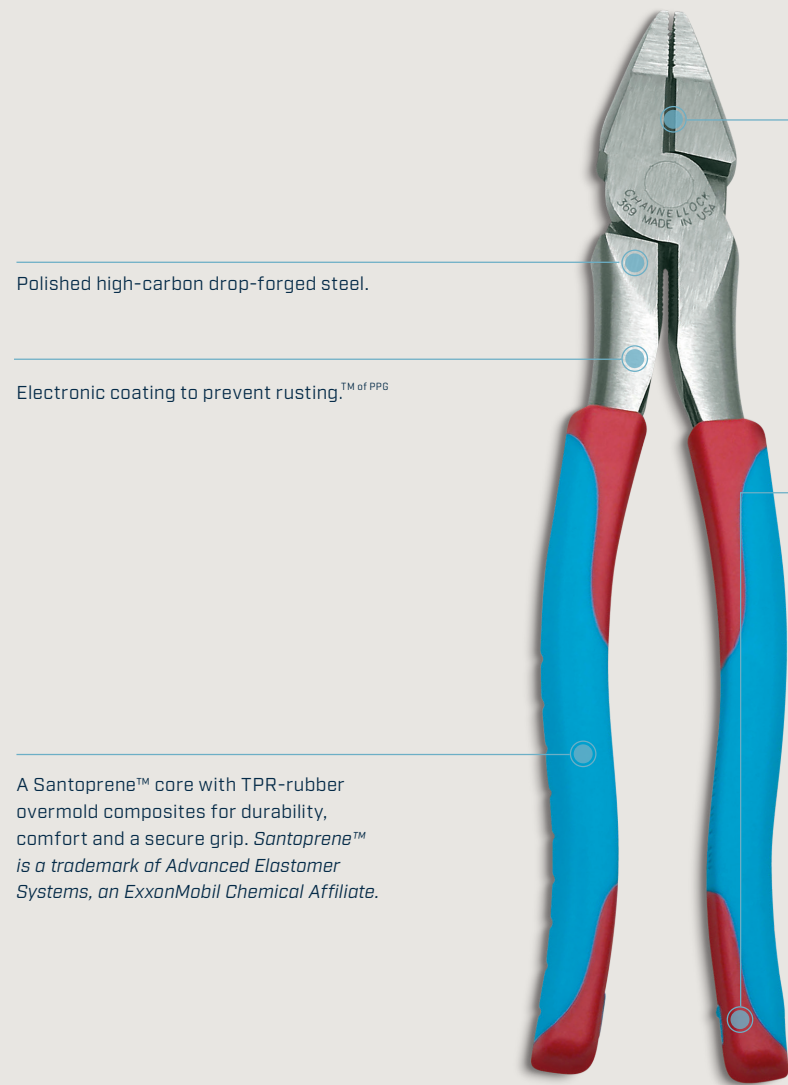
9472



9473



CODE BLUE™ REFERENCE DIAGRAM



Polished high-carbon drop-forged steel.

Electronic coating to prevent rusting.™ of PPG

A Santoprene™ core with TPR-rubber overmold composites for durability, comfort and a secure grip. Santoprene™ is a trademark of Advanced Elastomer Systems, an ExxonMobil Chemical Affiliate.



Laser-hardened cutting edges provide longer life and greater ease of cut.

New Code Blue™ designation on each of the pliers makes it easier than ever to choose the right tool for the job.



L—Linemen's
T—Tongue and Groove
C—Cable Cutter
N—Needle-Nose/Nipper
D—Diagonal Cutter
M—Multi-Purpose Plier



Note: CHANNELLOCK CODE BLUE® and red grips are trademarks of CHANNELLOCK® and are only for comfort. They are NOT recommended or warranted for dielectric properties. Electronic coating is a trademark of PPG Industries.



WARNING: WEAR SAFETY GOGGLES USER AND BYSTANDER



WARNING: TOOL SAFETY INFO READ PAGES 376-378



WARNING: COMFORT OR PLASTIC GRIPS DO NOT PROTECT AGAINST ELECTRIC SHOCK

CODE BLUE™ PLIERS




TONGUE & GROOVE PLIER

PART NUMBER	DESCRIPTION	SIZE
9C430CB	Tongue & Groove Plier, 10", 7 Adjustments, 2" Capacity	10"



TONGUE & GROOVE PLIER

PART NUMBER	DESCRIPTION	SIZE
9C420CB	Tongue & Groove Plier, 9-1/2", 5 Adjustments, 1-1/2" Capacity	9-1/2"



LINEMEN'S PLIER

PART NUMBER	DESCRIPTION	SIZE
9C369CB	Linemen's Plier, 9", High Leverage/Round Nose	9"



CUTTING PLIER

PART NUMBER	DESCRIPTION	SIZE
9C338CB	Cutting Plier, 8", Diagonal High Leverage Lap Joint	8"



CUTTING PLIER

PART NUMBER	DESCRIPTION	SIZE
9C358CB	Cutting Plier, 8", High Leverage End Cutter	8"



CABLE CUTTER

PART NUMBER	DESCRIPTION	SIZE
9C911CB	Cable Cutter, 9-1/2"	9-1/2"



LONG NOSE PLIER

PART NUMBER	DESCRIPTION	SIZE
9C318CB	Long Nose Plier, 8-1/2" with High Leverage/Side Cutter	8-1/2"



CRIMPING TOOL

PART NUMBER	DESCRIPTION	SIZE
9C909CB	Crimping Tool, 9-1/2" Crimper/Cutter	9-1/2"



WARNING: WEAR SAFETY GOGGLES USER AND BYSTANDER



WARNING: TOOL SAFETY INFO READ PAGES 376-378



WARNING: COMFORT OR PLASTIC GRIPS DO NOT PROTECT AGAINST ELECTRIC SHOCK

PLIERS



TONGUE & GROOVE PLIERS



PART NUMBER	DESCRIPTION
9C410	9-1/2" Pipe Jaw [CHANNELLOCK® #410], Adjustments 4, Capacity 1-1/8"—28.5mm
9C414	14" [CHANNELLOCK® #414], Adjustments 6, Capacity 2"—51mm
9C420	9-1/2" [CHANNELLOCK® #420], Adjustments 5, Capacity 1-1/2"—38mm
9C422	9-1/2" Curved Jaw [CHANNELLOCK® #422], Adjustments 5, Capacity 1-1/2"—38mm
9C424	4-1/2" [CHANNELLOCK® #424], Adjustments 3, Capacity 1/2"—12.5mm
9C426	6-1/2" [CHANNELLOCK® #426], Adjustments 5, Capacity 7/8"—22mm
9C428	8" [CHANNELLOCK® #428], Adjustments 4, Capacity 1-1/2"—38mm, SAFE-T-STOP® prevents finger pinch
9C430	10" [CHANNELLOCK® #430], Adjustments 7, Capacity 2"—51mm
9C440	12" [CHANNELLOCK® #440], Adjustments 7, Capacity 2-1/4"—57mm
9C442	12" Curved Jaw [CHANNELLOCK® #442], Adjustments 7, Capacity 2-1/4"—57mm
9C460	16" [CHANNELLOCK® #460], Adjustments 8, Capacity 4-1/4"—108mm
9C480	20" [CHANNELLOCK® #480], Adjustments 12, Capacity 5-1/2"—140mm
9CGL6	6" Griplock® [CHANNELLOCK® #GL6], Adjustments 5, Capacity 1-1/16"—27mm
9CGL10	10" Griplock® [CHANNELLOCK® #GL10], Adjustments 5, Capacity 1-1/4"—32mm
9CGL12	12" Griplock® [CHANNELLOCK® #GL12], Adjustments 6, Capacity 2-1/4"—57mm



OIL FILTER/PVC PIPE PLIER



PART NUMBER	DESCRIPTION
9C212	Oil Filter/PVC Plier—12", Adjustments: 5, Capacity: 2-3/4"—4-1/4"
9C215	Oil Filter/PVC Plier—15", Adjustments: 6, Capacity: 2-1/2"—5-1/2"



LONG NOSE PLIERS



PART NUMBER	DESCRIPTION
9C317	Long Nose Plier—7-1/2" Side Cutter [CHANNELLOCK® #317]
9C318	Long Nose Plier—8" High Leverage/Side Cutter [CHANNELLOCK® #E318]
9C326	Long Nose Plier—6" High Leverage/Side Cutter [CHANNELLOCK® #E326]
9C388	Bent Long Nose Plier—8" High Leverage/Side Cutter [CHANNELLOCK® #E388]
9C718	Flat Nose Plier—8" Long Reach Duck Bill [CHANNELLOCK® #718]



LINEMEN'S PLIERS



PART NUMBER	DESCRIPTION
9C367	Linemen's Plier—7-1/4" High Leverage/Round Nose/Side Cutter [CHANNELLOCK® #367]
9C368	Linemen's Plier—8-3/8" High Leverage/Round Nose/Side Cutter [CHANNELLOCK® #368]
9C350S	Ironworker's Plier—9" [CHANNELLOCK® #350]
9C369	Linemen's Plier—9" High Leverage/Round Nose/Side Cutter [CHANNELLOCK® #369]



SLIP JOINT PLIER




PART NUMBER	DESCRIPTION
9C526	Slip Joint Plier with Wire Cutter—6-1/2" [CHANNELLOCK® #526]
9C528	Slip Joint Plier with Wire Cutter—8" [CHANNELLOCK® #528]



PLIERS



CUTTING PLIERS



9C447

PART NUMBER	DESCRIPTION
9C447	Diagonal Cutting Plier, High Leverage Curved Lap Joint—7-3/4" [CHANNELLOCK® #447]



9C336

9C336	Diagonal Cutting Plier, High Leverage Lap Joint—6" [CHANNELLOCK® #336]
-------	--



9C337

9C337	Diagonal Cutting Plier, High Leverage Lap Joint—7" [CHANNELLOCK® #337]
-------	--



9C338

9C338	Diagonal Cutting Plier, High Leverage Lap Joint—8" [CHANNELLOCK® #338]
-------	--



9C911

9C911	Cable Cutter—9-1/2" [CHANNELLOCK® #911] Cuts up to 4/0 aluminum and 2/0 copper. Not intended for steel or ACSR use.
-------	---



9C357

9C357	End Cutting Plier "Nipper", High Leverage—7" [CHANNELLOCK® #357]
-------	--

FENCE TOOL



9C85

PART NUMBER	DESCRIPTION
9C85	Fence Tool [CHANNELLOCK® #85]

CRIMPING TOOL



9C909

PART NUMBER	DESCRIPTION
9C909	Crimping Tool/Center Cutter [CHANNELLOCK® #909]

CURVED JAW WITH WIRE CUTTER LOCKING PLIERS



PART NUMBER	DESCRIPTION
9V4WR	Miniature, 4-1/4" [WISE-GRIP #4WR]
9V5WR	5" [WISE-GRIP #5WR]
9V7WR	7" [WISE-GRIP #7WR]
9V10WR	10" [WISE-GRIP #10WR]

LONG NOSE WITH WIRE CUTTER LOCKING PLIERS



PART NUMBER	DESCRIPTION
9V4LN	Miniature, 4" [WISE-GRIP #4LN]
9V6LN	6" [WISE-GRIP #6LN]
9V9LN	9" [WISE-GRIP #9LN]

CURVED JAW LOCKING PLIERS



PART NUMBER	DESCRIPTION
9V10CR	10" [WISE-GRIP #10CR]

STRAIGHT JAW LOCKING PLIERS



PART NUMBER	DESCRIPTION
9V7R	7" [WISE-GRIP #7R]
9V10R	10" [WISE-GRIP #10R]

LOCKING WRENCH PLIER



PART NUMBER	DESCRIPTION
9V4LW	4" Locking Wrench Plier [WISE-GRIP #4LW]
9V7LW	7" Locking Wrench Plier [WISE-GRIP #9V7LW]
9V10LW	10" Locking Wrench Plier [WISE-GRIP #9V10LW]

LOCKING SHEET METAL TOOL



PART NUMBER	DESCRIPTION	JAW ADJUSTMENT
9V8R	8" [WISE-GRIP #8R]	3-1/8"

WISE-GRIP Made in China and Taiwan.



PLIERS



9V4SP, 9V6SP, 9V11SP,
9V18SP, 9V24SP

LOCKING C-CLAMP PLIERS

WISE-GRIP

PART NUMBER	DESCRIPTION	JAW ADJUSTMENT	THROAT DEPTH
9V4SP	With Swivel Pads 4" [WISE-GRIP #4SP]	0" - 2"	1-1/4"
9V6SP	With Swivel Pads 6" [WISE-GRIP #6SP]	0" - 2-1/8"	1-1/2"
9V11SP	With Swivel Pads 11" [WISE-GRIP #11SP]	0" - 3-7/8"	2-5/8"
9V18SP	With Swivel Pads 18" [WISE-GRIP #18SP]	0" - 8"	9-1/2"
9V24SP	With Swivel Pads 24" [WISE-GRIP #24SP]	0" - 10"	15-1/2"
9V6R	6" [WISE-GRIP #6R]	0" - 2"	1-1/2"
9V11R	11" [WISE-GRIP #11R]	0" - 4"	2-5/8"
9V18R	Regular Tips 18" [WISE-GRIP #18R]	0" - 8"	9-1/2"
9V24R	Regular Tips 24" [WISE-GRIP #24R]	0" - 12-1/2"	15-1/2"



9V6R, 9V11R,
9V18R, 9V24R

LOCKING WELDING CLAMP PLIER

WISE-GRIP

PART NUMBER	DESCRIPTION	JAW ADJUSTMENT
9V9R	9" [WISE-GRIP #9R]	2-3/4"



LOCKING CHAIN CLAMP-PIPEWRENCH

WISE-GRIP

PART NUMBER	DESCRIPTION
9V20R	18" Capacity [WISE-GRIP #20R]

WISE-GRIP Made in China and Taiwan.

PLIERS & SNIPS

SNIPS



WRIGHT

9P6716L, 9P6716R, 9P6716S



AVIATION SNIPS

MIDWEST

PART NUMBER	DESCRIPTION
9P6716L	Cuts Left 10"—Red
9P6716R	Cuts Right 10"—Green
9P6716S	Cuts Straight 10"—Yellow
9P6716B	Bulldog Snips



OFFSET SNIPS

MIDWEST

PART NUMBER	DESCRIPTION
9P6510L	Left Cutting
9P6510R	Right Cutting

9P875, 9P1075, 9P1275



METAL CUTTING SNIPS

MIDWEST

PART NUMBER	DESCRIPTION
9P875+	Straight—8"
9P1075+	Straight—10"
9P1275+	Straight—12"
9P77D+	Duckbill—7"
9P107D+	Duckbill—10"
9P127D+	Duckbill—12"

9P77D, 9P107D, 9P127D

PLIERS & SNIPS



SAFETY

HAMMERS, PUNCHES & CHISELS SAFETY

HAMMERS

Users and bystanders must wear safety goggles.

To avoid possible eye injury from flying objects, safety goggles or equivalent protection conforming to ANSI Z87.1 shall be worn and kept clean by the user and all persons in the immediate area where any tool is being used.

Comfort or plastic grips on handles are not intended to give any degree of protection against electric shock and shall not be used on or near live electric circuits.

Hammer heads shall be inspected prior to each use and the hammer discarded if it shows chipping, dents, cracks, mushrooming or excessive wear.

Inspect handles before each use. Never use a hammer with a loose or damaged handle.

Hammer blows must be struck squarely to the surface being struck.

Avoid glancing blows.

Keep striking faces free of oil and grease.

When striking another tool (punch, chisel, wedge, etc.), the striking face of the proper hammer must have a diameter at least 3/8" larger than the face of the struck tool.

Never use one hammer to strike another hammer.

Never strike with the side (cheek) of a hammer.

Nail hammers are intended to drive or pull unhardened nails only.

Never strike hardened objects with a nail hammer.

Never use a soft face hammer to drive a nail or any hardened object.

Use dead blow hammers to minimize vibration.

Instructors and employers shall train users and stress proper lifting and swinging techniques for each striking tool application.

No area, section, or portion of a hammer shall be ground, welded, reheated, or otherwise altered from its original shape.

PUNCHES, CHISELS, PRY BARS

Users and bystanders must wear safety goggles.

To avoid possible eye injury from flying objects, safety goggles or equivalent protection conforming to ANSI Z87.1 shall be worn and kept clean by the user and all persons in the immediate area where any tool is being used.

Comfort or plastic grips on handles are not intended to give any degree of protection against electric shock and shall not be used on or near live electric circuits.

Metal cutting chisels are special purpose tools designed and intended for the cutting, shaping, and removal of metal softer than the cutting edge of the chisel. To avoid possible bodily injury, chisels must not be used on objects as hard as or harder than the chisel cutting edge. Do not use chisels on stone or concrete.

Never hammer a pry bar or use a pry bar as a hammer.

When using chisels, the cutting edge must be pointed away from the user and any bystanders. Keep hands away from the cutting edge.

Chisels and punches must not be used for prying or wedging, and no surface of the punch or chisel can be struck other than the struck face.

When striking a punch or chisel, the striking face of the proper hammer must have a diameter at least 3/8" larger than the struck face of the chisel or punch. A hammer blow must be struck squarely with the hammer face parallel with the struck face of the chisel or punch. Avoid glancing blows.

Chisels, punches, and pry bars shall be inspected before each use and their use discontinued at the first sign of excessive wear, chipping, cracking, bending or mushrooming of any surfaces.

Never use a chisel or punch with a mushroomed struck face, a bent stem, or a chipped, dull or deformed cutting edge or point.

No area, section, or portion of a chisel, punch, or pry bar shall be ground, welded, reheated, or otherwise altered from its original shape.

Users shall apply a controlled force with a stance adjusted and braced to prevent rapid bodily movement or a fall if sudden release occurs. Users need to take extra care when using pry bars to avoid bar slippage. Users must also avoid bodily strain when using pry bars.

The point end diameter of the starter punch or pin punch must approximate the size of the work piece.

Pin punches must not be used as a starting (solid) punch.

Drift or lining punches are special purpose tools intended for aligning and sizing holes and must not be used for driving metal or other hard objects.

HAMMERS, PUNCHES & CHISELS

WRIGHT HAS A FULL RANGE OF STRIKING TOOLS FOR VARIOUS APPLICATIONS. OUR SELECTION INCLUDES NUPLA® DEAD BLOW, SOFT-FACE, BRASS, BALL PEIN AND CLAW HAMMERS; CROSS PEIN, SHORT HANDLE AND DOUBLE-FACE SLEDGE HAMMERS; AND RUBBER MALLETS. WOOD HANDLED HAMMERS INCLUDE BALL PEIN, CROSS PEIN, ENGINEER AND SLEDGE. WE ALSO OFFER A WIDE SELECTION OF MAYHEW™ PUNCHES AND CHISELS, SOLD INDIVIDUALLY AND IN SETS. ADDITIONALLY, WE CARRY COUNCIL TOOL® SLEDGE HAMMERS AND DRILLING HAMMERS.



HAMMERS, PUNCHES, & CHISELS

HAMMERS



STANDARD POWER DRIVE® DEAD BLOW HAMMERS



PART NUMBER	DESCRIPTION
9023 [†]	QEP 1 lb. with Super Grip [Nupla #10015]
9024 [†]	QEP 2 lbs. with Super Grip [Nupla #10025]
9025 [†]	QEP 3 lbs. with Super Grip [Nupla #10035]
9026 [†]	QEP 4 lbs. with Super Grip [Nupla #10045]

Steel Shot Filled Head. Note: All Nupla handles are fiberglass. Meets or exceeds ASME B107.400.



RUBBER MALLET



PART NUMBER	DESCRIPTION
9021 [†]	QEP Rubber Mallet 1 lb. [Nupla #13110]
9022 [†]	QEP Rubber Mallet 2 lb. [Nupla #13120]

Note: All Nupla handles are fiberglass. Meets or exceeds ASME B107.400.



BRASS HAMMER



PART NUMBER	DESCRIPTION
9028 ^{††}	QEP 1.5 lbs. with Super Grip 1" Diameter Face [Nupla #30015]
9029 ^{††}	QEP 2.5 lbs. with Super Grip 1-1/4" Diameter Face [Nupla #30025]
9065 ^{††}	QEP 4.0 lbs. with Super Grip [Nupla #30040]

Note: All Nupla handles are fiberglass. Meets or exceeds ASME B107.400.



SOFT FACE HAMMERS



PART NUMBER	DESCRIPTION
9030 [†]	QEP 11 oz., 1.25" Tip Diameter [Nupla #11225]
9031 [†]	QEP 16 oz., 1.375" Tip Diameter [Nupla #11235]
9032 [†]	QEP 32 oz., 1.75" Tip Diameter [Nupla #11275]

Note: All Nupla handles are fiberglass. Meets or exceeds ASME B107.400.



REPLACEABLE TIPS



PART NUMBER	DESCRIPTION
9033	Holder Tip, Flat, Red, Medium Hardness, 1.25" [Nupla #15123]
9034	Holder Tip, Flat, Green, Tough Hardness, 1.25" [Nupla #15124]
9035	Holder Tip, Red, Medium Hardness, 1.375" [Nupla #15133]
9036	Holder Tip, Flat, Green, Tough Hardness, 1.375" [Nupla #15134]
9037	Holder Tip, Flat, Red, Medium Hardness, 1.75" [Nupla #15173]
9038	Holder Tip, Flat, Green, Tough Hardness, 1.75" [Nupla #15174]
9039	Holder Tip, Flat, Green, Tough Hardness, 1.50" [Nupla #15154]
9039M	Holder Tip, Flat, Hardened Steel Face, 1.50" [Nupla #15160]

Meets or exceeds ASME B107.400.



BALL PEIN HAMMERS



PART NUMBER	DESCRIPTION
9040 [†]	8 oz. [Nupla #21008]
9041 [†]	12 oz. [Nupla #21012]
9042 [†]	16 oz. [Nupla #21016]
9043 [†]	20 oz. [Nupla #21020]
9044 [†]	24 oz. [Nupla #21024]
9045 [†]	32 oz. [Nupla #21032]

Note: All Nupla handles are fiberglass. Meets or exceeds ASME B107.400.



BALL PEIN HAMMERS, WOOD HANDLE



PART NUMBER	DESCRIPTION
9014	12 oz. 12" Length [Council Tool #PR12BP]
9015	16 oz. 14" Length [Council Tool #PR16BP]
9016	24 oz. 15" Length [Council Tool #PR24BP]

Meets or exceeds ASME B107.400.



CLAW & RIPPING HAMMERS



PART NUMBER	DESCRIPTION
9050 [†]	16 oz. Claw Hammer [Nupla #17016]
9051 [†]	20 oz. Ripping Hammer - 14" Handle [Nupla #19020]

Note: All Nupla handles are fiberglass. Meets or exceeds ASME B107.400.



CROSS PEIN SLEDGE HAMMERS



PART NUMBER	DESCRIPTION
9053	3 lbs. Cross Pein Sledge Hammer - 15" Fiberglass Handle [Council Tool #PR30xPFG]
9054	4 lbs. Cross Pein Sledge Hammer - 15" Fiberglass Handle [Council Tool #PR40xPFG]

Meets or exceeds ASME B107.400.



CROSS PEIN SLEDGE HAMMERS, WOOD HANDLE



PART NUMBER	DESCRIPTION
9077	2.5 lbs. Cross Pein Sledge Hammer - 15" Length [Council Tool #PR25XP]
9078	3 lbs. Cross Pein Sledge Hammer - 15" Length [Council Tool #PR30XP]
9079	4 lbs. Cross Pein Sledge Hammer - 15" Length [Council Tool #PR40XP]

Meets or exceeds ASME B107.400.



HAMMERS



SMALL DRILLING HAMMER



PART NUMBER	DESCRIPTION
9052	3 lbs. with 10" Length [Council Tool #PR3FG]

Meets or exceeds ASME B107.400.



SHORT HANDLE SLEDGE HAMMERS



PART NUMBER	DESCRIPTION
9061 [†]	6 lbs. - 16" [Nupla #27805]
9062 [†]	8 lbs. - 16" [Nupla #27804]
9063 [†]	10 lbs. - 16" [Nupla #27092]

Note: All Nupla handles are fiberglass. Meets or exceeds ASME B107.400.



SLEDGE HAMMERS, WOOD HANDLE



PART NUMBER	DESCRIPTION
9066	6 lbs. - 36" Length - [Council Tool #PR600]
9067	8 lbs. - 36" Length - [Council Tool #PR800]
9068	10 lbs. - 36" Length - [Council Tool #PR1000]
9069	12 lbs. - 36" Length - [Council Tool #PR1200]
9070	16 lbs. - 36" Length - [Council Tool #PR1600]
9072	20 lbs. - 36" Length - [Council Tool #PR2000]

Meets or exceeds ASME B107.400.



DOUBLE FACE SLEDGE HAMMERS



PART NUMBER	DESCRIPTION
9055 [†]	3 lbs. Double Face Sledge Hammer - 14" Handle [Nupla #27530]
9056 [†]	4 lbs. Double Face Sledge Hammer - 14" Handle [Nupla #27540]
9057 [†]	6 lbs. Double Face Sledge Hammer - 32" Handle [Nupla #27806]
9058 [†]	10 lbs. Double Face Sledge Hammer - 32" Handle [Nupla #27710]
9059 [†]	12 lbs. Double face Sledge Hammer - 32" Handle [Nupla #27712]
9060 [†]	8 lbs. Double Face Sledge Hammer - 32" Handle [Nupla #27808]

Note: All Nupla handles are fiberglass. Meets or exceeds ASME B107.400.



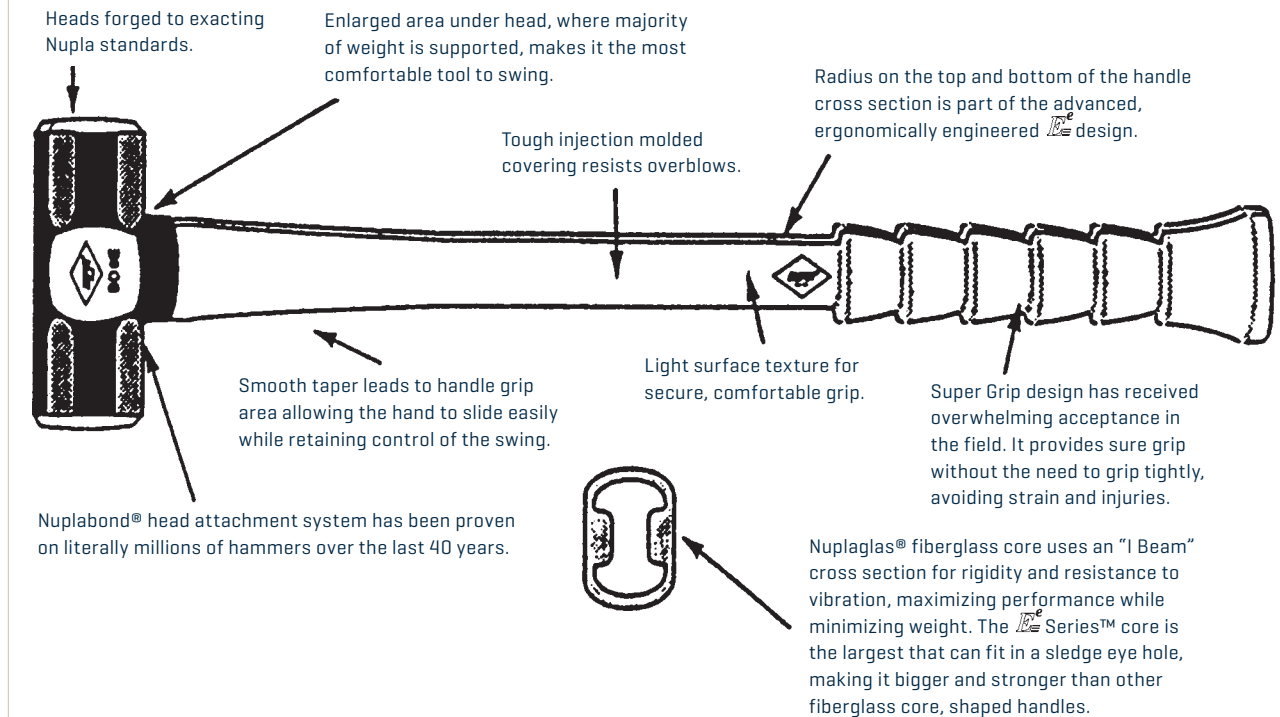
ENGINEER HAMMERS, WOOD HANDLE



PART NUMBER	DESCRIPTION
9048	3 lbs. - 15" Length - [Council Tool #PR30]
9049	4 lbs. - 15" Length - [Council Tool #PR40]

Meets or exceeds ASME B107.400.

REFERENCE DIAGRAMS



Note: Nupla brands, product names and codes are trademarks of Nupla Corporation. Council Tool logo, product names and codes and trademarks of Council Tool.



PUNCH & CHISEL SETS



6 PIECES—PUNCH & CHISEL SET SET NUMBER 9660*—(MAYHEW #61005)



This set contains six of the most commonly used punches and chisels.

SET NUMBER	DESCRIPTION
9660	2 Cold Chisels 1/2", 5/8"
	1 Center Punch
	1 Starter Punch
	2 Pin Punches 1/8", 3/16"

*Supplied in Plastic Pouch^{††}. Meets or exceeds ASME B107.410.



6 PIECES—PUNCH SET SET NUMBER 9661*—(MAYHEW #62030)



PART NUMBER	DESCRIPTION
9537	Center Punch 5/16" x 4-1/2" [Mayhew #24001]
9553	Starter Punch 1/8" x 5" [Mayhew #20001]
9556	Starter Punch 3/16" x 5" [Mayhew #20002]
9564	Prick Punch 3/8" x 5" [Mayhew #23002]
9594	Pin Punch 3/16" x 5-1/4" [Mayhew #21004]
9596	Pin Punch 1/4" x 5-3/4" [Mayhew #21005]

*Supplied in Plastic Pouch^{††}. Meets or exceeds ASME B107.410.




5 PIECES—EXTRA LONG PIN PUNCH SET SET NUMBER 9M62065*—(MAYHEW #62065)



PART NUMBER	DESCRIPTION
9598	Extra Long Pin Punch 3/16" x 3-1/2" [Mayhew #21501] 8" Total Length
9599	Extra Long Pin Punch 1/4" x 3-1/2" [Mayhew #21502] 8" Total Length
9M21500	Extra Long Pin Punch 1/8" x 3-1/2" [Mayhew #21500] 8" Total Length
9M21503	Extra Long Pin Punch 5/16" x 3-1/2" [Mayhew #21503] 8" Total Length
9M21504	Extra Long Pin Punch 3/8" x 3-1/2" [Mayhew #21504] 8" Total Length

*Supplied in Plastic Pouch^{††}. Meets or exceeds ASME B107.410.



3 PIECES—KNURLED BRASS DRIFT PUNCH SET SET NUMBER 9M61360^{††}—(MAYHEW #61360)



PART NUMBER	DESCRIPTION
9M25075 ^{††}	Knurled Brass Drift Punch 3/4" [Mayhew #25075]
9M25076 ^{††}	Knurled Brass Drift Punch 1/2" [Mayhew #25076]
9M25077 ^{††}	Knurled Brass Drift Punch 3/8" [Mayhew #25077]

Supplied in Plastic Pouch^{††}. Meets or exceeds ASME B107.410.



6 PIECES—COLD CHISEL SET SET NUMBER 9662*—(MAYHEW #60560)



PART NUMBER	DESCRIPTION
9600	Cold Chisel 1/4" x 5" [Mayhew #10200]
9601	Cold Chisel 5/16" x 5" [Mayhew #10201]
9602	Cold Chisel 3/8" x 5-1/2" [Mayhew #10202MAY]
9603	Cold Chisel 1/2" x 6" [Mayhew #10205]
9604	Cold Chisel 5/8" x 6-1/2" [Mayhew #10209]
9605	Cold Chisel 3/4" x 7" [Mayhew #10212]

*Supplied in Plastic Pouch^{††}. Meets or exceeds ASME B107.410.



14 PIECES—MECHANICS PUNCH & CHISEL SET SET NUMBER 9663*—(MAYHEW #61044)



PART NUMBER	DESCRIPTION
9600	Cold Chisel 1/4" x 5" [Mayhew #10200]
9602	Cold Chisel 3/8" x 5-1/2" [Mayhew #10202MAY]
9603	Cold Chisel 1/2" x 6" [Mayhew #10205]
9604	Cold Chisel 5/8" x 6-1/2" [Mayhew #10209]
9605	Cold Chisel 3/4" x 7" [Mayhew #10212]
9538	Center Punch 3/8" x 5" [Mayhew #24002]
9553	Starter Punch 1/8" x 5" [Mayhew #20001]
9556	Starter Punch 3/16" x 5" [Mayhew #20002]
9581	Line-up Punch 1/8" x 8" [Mayhew #22010]
9591	Pin Punch 3/32" x 4-1/2" [Mayhew #21001]
9592	Pin Punch 1/8" x 4-3/4" [Mayhew #21002]
9593	Pin Punch 5/32" x 5" [Mayhew #21003]
9594	Pin Punch 3/16" x 5-1/4" [Mayhew #21004]
9596	Pin Punch 1/4" x 5-3/4" [Mayhew #21005]

*Supplied in Plastic Pouch^{††}. Meets or exceeds ASME B107.410.

HAMMERS, PUNCHES & CHISELS

HAMMERS, PUNCHES & CHISELS



PUNCH & CHISEL SETS



6 PIECES—ROLL PIN PILOT PUNCHES SET SET NUMBER 9680*—(MAYHEW #62250)



PART NUMBER	DESCRIPTION
9670	1/8" #4 Pilot Punch [Mayhew #25003]
9671	5/32" #5 Pilot Punch [Mayhew #25004]
9672	3/16" #6 Pilot Punch [Mayhew #25005]
9673	7/32" #7 Pilot Punch [Mayhew #25006]
9674	1/4" #8 Pilot Punch [Mayhew #25007]
9675	5/16" #9 Pilot Punch [Mayhew #25008]

*Supplied in Plastic Pouch**. Meets or exceeds ASME B107.410.



12 PIECE BENCH SET—ROLL PIN PILOT PUNCHES SET SET NUMBER 9683—(MAYHEW #62258)



PART NUMBER	DESCRIPTION
9667, 9668, 9669, 9670, 9671, 9672, 9673, 9674, 9675, 9676, 9677, 9678	12 Piece Set

Supplied in Wood Box. Meets or exceeds ASME B107.410.



9 PIECES—ROLL PIN PILOT PUNCHES SET SET NUMBER 9681*—(MAYHEW #62252)



PART NUMBER	DESCRIPTION
9667	1/16" #1 Pilot Punch [Mayhew #25000]
9668	5/64" #2 Pilot Punch [Mayhew #25001]
9669	3/32" #3 Pilot Punch [Mayhew #25002]
9670	1/8" #4 Pilot Punch [Mayhew #25003]
9671	5/32" #5 Pilot Punch [Mayhew #25004]
9672	3/16" #6 Pilot Punch [Mayhew #25005]
9673	7/32" #7 Pilot Punch [Mayhew #25006]
9674	1/4" #8 Pilot Punch [Mayhew #25007]
9675	5/16" #9 Pilot Punch [Mayhew #25008]

*Supplied in Plastic Pouch**. Meets or exceeds ASME B107.410.



PILOT PUNCHES DISPLAY SET NUMBER 9684—(MAYHEW #80002)



PART NUMBER	DESCRIPTION
9684	Consists of: 3 each of 12 punch sizes 1/16" - 1/2" 1 each sets: 9680, 9681, 9682

Meets or exceeds ASME B107.410.



12 PIECES—ROLL PIN PILOT PUNCHES SET SET NUMBER 9682*—(MAYHEW #62254)



PART NUMBER	DESCRIPTION
9667	1/16" x 1" - Pilot Punch [Mayhew #25000]
9668	5/64" x 2" - Pilot Punch [Mayhew #25001]
9669	3/32" x 3" - Pilot Punch [Mayhew #25002]
9670	1/8" x 4" - Pilot Punch [Mayhew #25003]
9671	5/32" x 5" - Pilot Punch [Mayhew #25004]
9672	3/16" x 6" - Pilot Punch [Mayhew #25005]
9673	7/32" x 7" - Pilot Punch [Mayhew #25006]
9674	1/4" x 8" - Pilot Punch [Mayhew #25007]
9675	5/16" x 9" - Pilot Punch [Mayhew #25008]
9676	3/8" x 10" - Pilot Punch [Mayhew #25009]
9677	7/16" x 11" - Pilot Punch [Mayhew #25010]
9678	1/2" x 12" - Pilot Punch [Mayhew #25011]

*Supplied in Plastic Pouch**. Meets or exceeds ASME B107.410.



4 PIECES—LINE-UP PUNCH SET SET NUMBER 9664*—(MAYHEW #62235)



PART NUMBER	DESCRIPTION
9581	Line-up Punch 1/8" x 8" [Mayhew #22010]
9582	Line-up Punch 5/32" x 9" [Mayhew #22011]
9583	Line-up Punch 3/16" x 10" [Mayhew #22012]
9584	Line-up Punch 1/4" x 12" [Mayhew #22003]

*Supplied in Plastic Pouch**. Meets or exceeds ASME B107.410.



WARNING: CANCER & REPRODUCTIVE HARM. P65 WARNINGS.CA.GOV. READ MORE PAGE 6



WARNING: WEAR SAFETY GOGGLES USER AND BYSTANDER



WARNING: TOOL SAFETY INFO READ PAGES 376-378



WARNING: COMFORT OR PLASTIC GRIPS DO NOT PROTECT AGAINST ELECTRIC SHOCK



WARNING: CANCER & REPRODUCTIVE HARM. P65 WARNINGS.CA.GOV. READ MORE PAGE 6



WARNING: WEAR SAFETY GOGGLES USER AND BYSTANDER



WARNING: TOOL SAFETY INFO READ PAGES 376-378



WARNING: COMFORT OR PLASTIC GRIPS DO NOT PROTECT AGAINST ELECTRIC SHOCK

PUNCH & CHISEL SETS



5 PIECES—PUNCH SET SET NUMBER 9665—(MAYHEW #62020)



PART NUMBER	DESCRIPTION
9556	Starter Punch 3/16" x 5" [Mayhew #20002]
9592	Pin Punch 1/8" x 4-3/4" [Mayhew #21001]
9593	Pin Punch 5/32" x 5" [Mayhew #21003]
9594	Pin Punch 3/16" x 5-1/4" [Mayhew #21004]
9596	Pin Punch 1/4" x 5-3/4" [Mayhew #21005]

Supplied in Plastic Pouch. Meets or exceeds ASME B107.410.



24 PIECES—MASTER PUNCH & CHISEL SET SET NUMBER 9666*—(MAYHEW #61050)



PART NUMBER	DESCRIPTION
9600	Cold Chisel 1/4" x 5" [Mayhew #10200]
9601	Cold Chisel 5/16" x 5" [Mayhew #10201]
9602	Cold Chisel 3/8" x 5-1/2" [Mayhew #10202MAY]
9603	Cold Chisel 1/2" x 6" [Mayhew #10205]
9604	Cold Chisel 5/8" x 6-1/2" [Mayhew #10209]
9605	Cold Chisel 3/4" x 7" [Mayhew #10212]
9612	Cape Chisel 1/4" x 5-1/2" [Mayhew #10402MAY]
9622	Round Nose Chisel 1/4" x 5-1/2" [Mayhew #10502MAY]
9538	Center Punch 3/8" x 5" [Mayhew #24002]
9552	Starter Punch 3/32" x 5" [Mayhew #20000]
9553	Starter Punch 1/8" x 5" [Mayhew #20001]
9555	Starter Punch 5/32" x 6" [Mayhew #20005]
9556	Starter Punch 3/16" x 5" [Mayhew #20002]
9557	Starter Punch 1/4" x 5" [Mayhew #20003]
9558	Starter Punch 5/16" x 6" [Mayhew #20105]
9563	Prick Punch 5/16" x 4-1/4" [Mayhew #23001]
9591	Pin Punch 3/32" x 4-1/2" [Mayhew #21001]
9592	Pin Punch 1/8" x 4-3/4" [Mayhew #21002]
9593	Pin Punch 5/32" x 5" [Mayhew #21003]
9594	Pin Punch 3/16" x 5-1/4" [Mayhew #21004]
9596	Pin Punch 1/4" x 5-3/4" [Mayhew #21005]
9597	Pin Punch 5/16" x 6" [Mayhew #21104]
	Diamond Point Chisel 1/4" x 5-3/4" [Mayhew #10602MAY]
	Center Punch 1/2" x 6" [Mayhew #24003]

*Supplied in Plastic Pouch**. Meets or exceeds ASME B107.410.

HAMMERS, PUNCHES & CHISELS



PUNCHES & CHISELS

WRIGHT



CENTER PUNCHES



PART NUMBER	DESCRIPTION	TIP SIZE
9536	1/4" x 3-1/2" [Mayhew #24000]	3/32"
9537	5/16" x 4-1/2" [Mayhew #24001]	5/32"
9538	3/8" x 5" [Mayhew #24002]	3/16"
9539	1/2" x 6" [Mayhew #24003]	5/16"
9540	5/8" x 6-1/4" [Mayhew #24004]	3/8"

Meets or exceeds ASME B107.410.



ROLL PIN PILOT PUNCHES



PART NUMBER	DESCRIPTION	OVERALL LENGTH
9667	#1 1/16" [Mayhew #25000]	2-3/4"
9668	#2 5/64" [Mayhew #25001]	3-1/4"
9669	#3 3/32" [Mayhew #25002]	3-1/2"
9670	#4 1/8" [Mayhew #25003]	4"
9671	#5 5/32" [Mayhew #25004]	4-1/2"
9672	#6 3/16" [Mayhew #25005]	4-1/2"
9673	#7 7/32" [Mayhew #25006]	5"
9674	#8 1/4" [Mayhew #25007]	5-1/2"
9675	#9 5/16" [Mayhew #25008]	6"
9676	#10 3/8" [Mayhew #25009]	6"
9677	#11 7/16" [Mayhew #25010]	6"
9678	#12 1/2" [Mayhew #25011]	6"

Meets or exceeds ASME B107.410.



KNURLED BRASS DRIFT PUNCHES



PART NUMBER	DESCRIPTION	OVERALL LENGTH
9M25075**	3/4" [Mayhew #25075]	8" Long
9M25076**	1/2" [Mayhew #25076]	7" Long
9M25077**	3/8" [Mayhew #25077]	6" Long

Meets or exceeds ASME B107.410.



SOLID OR STARTER PUNCHES



PART NUMBER	DESCRIPTION
9552	3/32" x 5" [Mayhew #20000]
9553	1/8" x 5" [Mayhew #20001]
9555	5/32" x 6" [Mayhew #20005]
9556	3/16" x 5" [Mayhew #20002]
9557	1/4" x 5" [Mayhew #20003]
9558	5/16" x 6" [Mayhew #20105]

Meets or exceeds ASME B107.410.

HAMMERS, PUNCHES & CHISELS



PUNCHES & CHISELS



PRICK PUNCHES



PART NUMBER	DESCRIPTION
9563	5/16" x 4-1/4" [Mayhew #23001]
9564	3/8" x 5" [Mayhew #23002]

Meets or exceeds ASME B107.410.



PRY BARS WITH HANDLES



9M61355

PART NUMBER	DESCRIPTION	OAL LENGTH
9M60140	Mayhew Dominator Curved Screwdriver-Style Pry Bar	12"
9M60144	Mayhew Dominator Curved Screwdriver-Style Pry Bar	17"
9M60146	Mayhew Dominator Curved Screwdriver-Style Pry Bar	25"
9M40138	Mayhew Dominator Curved Screwdriver-Style Pry Bar	36"
9M40139	Mayhew Dominator Curved Screwdriver-Style Pry Bar	42"
9M40164	Mayhew Dominator Curved Screwdriver-Style Pry Bar	44"
9M40162	Mayhew Dominator Curved Screwdriver-Style Pry Bar	58"
9M61355	Curved Screwdriver-Style Pry Bar 3 Pc. Set. <i>Includes Part Nos. 9M60140, 9M60144 and 9M60146</i>	

Meets or exceeds ASME B107.410.



DIE SEPARATING BAR



PART NUMBER	DESCRIPTION
9M41280	18" [Mayhew #41280]
9M41285	30" [Mayhew #41285]

Meets or exceeds ASME B107.410.



ROLLING HEAD PRY BAR



PART NUMBER	DESCRIPTION
9M481	3/8" x 9" [Mayhew #40100]
9M482	1/2" x 16" [Mayhew #40101]
9M483	5/8" x 18" [Mayhew #40102]
9M484	3/4" x 22" [Mayhew #40104]

Meets or exceeds ASME B107.410.



ROLLING HEAD PRY BAR (LADY SLIPPER)



PART NUMBER	DESCRIPTION
9M424	1/2" x 12"
9M426	5/8" x 16"
9M428	3/4" x 21"

Meets or exceeds ASME B107.410.



GOOSENECK WRECKING BARS



PART NUMBER	DESCRIPTION
9M708	11/16" x 25" [Mayhew #41012]
9M710	3/4" x 24" [Mayhew #41002]
9M715	3/4" x 30" [Mayhew #41003]
9M717	3/4" x 36" [Mayhew #41004]

Meets or exceeds ASME B107.410.



9M740

SLOTTED RIPPING CHISELS



9M745

PART NUMBER	DESCRIPTION
9M740	3/4" x 18" [Mayhew #41200]
9M745	3/4" x 18" [Mayhew #41201]

Meets or exceeds ASME B107.410.



REG RIVET BUSTER



PART NUMBER	DESCRIPTION
9M750	14" [Mayhew #11300]

Meets or exceeds ASME B107.410.



LINE-UP PRY BARS



PART NUMBER	DESCRIPTION	TIP SIZES
9575	1/2" x 14" [Mayhew #40000]	1/2"
9576	5/8" x 16" [Mayhew #40001]	5/8"
9577	3/4" x 20" [Mayhew #40002]	3/4"
9M472	3/4" x 24" [Mayhew #40003]	3/4"
9578	7/8" x 30" [Mayhew #40004]	7/8"
9M40022	7/8" x 38" [Mayhew #40022]	3/4"

Meets or exceeds ASME B107.410.



LINE-UP PUNCHES



PART NUMBER	DESCRIPTION	TIP SIZES
9581	1/8" x 8" [Mayhew #22010]	1/8"
9582	5/32" x 9" [Mayhew #22011]	5/32"
9583	3/16" x 10" [Mayhew #22012]	3/16"
9584	1/4" x 12" [Mayhew #22003]	1/4"
9585	5/16" x 12" [Mayhew #22013]	5/16"
9586	3/8" x 15" [Mayhew #22017]	3/8"
9587	1/2" x 18" [Mayhew #22024]	1/2"

Meets or exceeds ASME B107.410.



PUNCHES & CHISELS



PIN PUNCHES



PART NUMBER	DESCRIPTION
9590	1/16" x 4" [Mayhew #21000]
9591	3/32" x 4-1/2" [Mayhew #21001]
9592	1/8" x 4-3/4" [Mayhew #21002]
9593	5/32" x 5" [Mayhew #21003]
9594	3/16" x 5-1/4" [Mayhew #21004]
9595	7/32" x 5-1/2" [Mayhew #21011]
9596	1/4" x 5-3/4" [Mayhew #21005]
9597	5/16" x 6" [Mayhew #21104]

Meets or exceeds ASME B107.410.



EXTRA LONG PIN PUNCHES



PART NUMBER	DESCRIPTION
9M21500	1/8" x 3-1/2" Extra Long [Mayhew #21500] 8" Total Length
9598	3/16" x 3-1/2" Extra Long [Mayhew #21501] 8" Total Length
9599	1/4" x 3-1/2" Extra Long [Mayhew #21502] 8" Total Length
9M21503	5/16" x 3-1/2" Extra Long [Mayhew #21503] 8" Total Length
9M21504	3/8" x 3-1/2" Extra Long [Mayhew #21504] 8" Total Length

Meets or exceeds ASME B107.410.



COLD CHISELS



PART NUMBER	DESCRIPTION
9600	1/4" x 5" [Mayhew #10200]
9601	5/16" x 5" [Mayhew #10201]
9602	3/8" x 5-1/2" [Mayhew #10202MAY]
9M10204	7/16" x 6" [Mayhew #10204]
9603	1/2" x 6" [Mayhew #10205]
9604	5/8" x 6-1/2" [Mayhew #10209]
9605	3/4" x 7" [Mayhew #10212]
9606	7/8" x 7-1/2" [Mayhew #10216]
9607	1" x 8" [Mayhew #10220]
9608	1/2" x 9" [Mayhew #10206]
9609	3/4" x 12" [Mayhew #10213]
9M10217	7/8" x 12" [Mayhew #10217]
9M10221	1" x 12" [Mayhew #10221]

Meets or exceeds ASME B107.410.



HOLDER

PART NUMBER	DESCRIPTION
9685	Punch & Chisel Holder



COLD CHISEL WITH GUARD



PART NUMBER	DESCRIPTION
9690	110-3/4 x 12 [Mayhew #12205]
9692	110-1 x 12 [Mayhew #12405]
9693	50-1 x 8 [Mayhew #10805]

Meets or exceeds ASME B107.410.



CAPE CHISELS



PART NUMBER	DESCRIPTION	BODY SIZES
9610	1/8" x 5-1/2" [Mayhew #10400]	5/16"
9611	3/16" x 5-1/2" [Mayhew #10401]	3/8"
9612	1/4" x 5-1/2" [Mayhew #10402MAY]	3/8"
9613	5/16" x 6-1/4" [Mayhew #10403]	1/2"
9614	3/8" x 7" [Mayhew #10404]	5/8"
9615	1/2" x 8" [Mayhew #10405]	3/4"

Meets or exceeds ASME B107.410.



HALF-ROUND NOSE CHISELS



PART NUMBER	DESCRIPTION	BODY SIZES
9620	1/8" x 5-1/2" [Mayhew #10500]	5/16"
9621	3/16" x 5-1/2" [Mayhew #10501]	3/8"
9622	1/4" x 5-1/2" [Mayhew #10502MAY]	3/8"
9623	5/16" x 6-1/4" [Mayhew #10503]	1/2"
9624	3/8" x 7" [Mayhew #10504]	5/8"
9625	1/2" x 8" [Mayhew #10505]	3/4"

Meets or exceeds ASME B107.410.



RIVET BUSTER



PART NUMBER	DESCRIPTION
9627	[Mayhew #11300]

Meets or exceeds ASME B107.410.



9M720



9M725

NAIL PULLER



PART NUMBER	DESCRIPTION
9M720	Single End 5/8" x 10-1/8" [Mayhew #41100]
9M725	Double End 5/8" x 10-1/2" [Mayhew #41101]

Meets or exceeds ASME B107.410.



CLAMPS

OUR C-CLAMP SELECTION IS DESIGNED TO MEET ALL OF YOUR CLAMPING REQUIREMENTS. CHOOSE FROM DEEP-THROAT AND EXTRA DEEP-THROAT STYLES; HEAVY-SERVICE AND EXTRA HEAVY-SERVICE CLAMPS.



SAFETY C-CLAMPS SAFETY

Users and bystanders must wear safety goggles.

To avoid possible eye injury from flying objects, safety goggles or equivalent protection conforming to ANSI Z87.1 shall be worn and kept clean by the user and all persons in the immediate area where any tool is being used.

Select C-clamps of proper size and capacity to handle the job.

Always inspect clamps before using. Never use a C-clamp with:

- Bent, twisted or cracked frame
- Badly worn threads on spindle
- Bent or cracked spindle
- Swivel pads badly worn, not turning freely, or missing from spindle

Never use a hammer or pipe extension to tighten a C-clamp; only tighten to prevent slippage. If a wrench is used on a C-clamp, do not exceed the recommended "nominal clamping pressure."

Never use a C-clamp as a permanent holding device; always use a clamp only as a temporary holding tool.

Never use a C-clamp to secure loads on moving vehicles.

Never use a C-clamp with chain, strap, cable or hook to lift or move a load or work object.

Never use a C-clamp to hoist or support any scaffolding.

Never use a C-clamp as a safety eye hold.

Never weld any parts of a C-clamp to other metal objects.

Store C-clamps by clamping them in a rack, not in a drawer.

C-CLAMPS



DEEP-THROAT FORGED STEEL BODY CLAMPS

PART NUMBER	MAX. OPENING	MIN. OPENING	DEPTH	SCREW DIAMETER	TEST LOAD	WEIGHT EACH
90402B	2"	0"	2"	1/2"	3,500 lbs.	1-1/2 lbs.
90403B	3"	0"	2-3/8"	1/2"	3,500 lbs.	1-3/4 lbs.
90404B	4"	0"	2-3/4"	3/4"	6,500 lbs.	2-3/4 lbs.
90406B	6"	0"	3-5/8"	3/4"	6,900 lbs.	4-3/4 lbs.
90408B	8"	0"	4-1/2"	3/4"	6,900 lbs.	8-1/2 lbs.
90410B	10"	0"	5-3/8"	3/4"	8,000 lbs.	10-1/2 lbs.
90412B	12"	0"	5-3/4"	7/8"	9,500 lbs.	14 lbs.

*Depth is from center of screw to frame.



DEEP-THROAT FORGED STEEL BODY CLAMPS—COPPER SCREW

Spatter-resistant copper plated screw, swivel and crosspin for welding applications.

PART NUMBER	MAX. OPENING	MIN. OPENING	DEPTH	SCREW DIAMETER	TEST LOAD	WEIGHT EACH
90402C	2"	0"	2"	1/2"	3,500 lbs.	1-1/2 lbs.
90403C	3"	0"	2-3/8"	1/2"	3,500 lbs.	1-3/4 lbs.
90404C	4"	0"	2-3/4"	3/4"	6,500 lbs.	2-3/4 lbs.
90406C	6"	0"	3-5/8"	3/4"	6,900 lbs.	4-3/4 lbs.
90408C	8"	0"	4-1/2"	3/4"	6,900 lbs.	8-1/2 lbs.
90410C	10"	0"	5-3/8"	3/4"	8,000 lbs.	10-1/2 lbs.
90412C	12"	0"	5-3/4"	7/8"	9,500 lbs.	14 lbs.

*Depth is from center of screw to frame.



EXTRA-DEEP-THROAT FORGED STEEL CLAMPS—COPPER SCREW

Forged steel frame and deep throat design makes this an excellent clamp for deep reach, light service. Spatter-resistant copper plated screw, swivel and crosspin for welding applications.

PART NUMBER	OPENING DEPTH	SCREW DIAMETER	TEST LOAD	WEIGHT EACH
90404E	4" x 4"	3/4"	4,400 lbs.	4-3/4 lbs.
90406E	6" x 5"	3/4"	5,400 lbs.	6-3/4 lbs.
90408E	8" x 6"	3/4"	5,900 lbs.	10-3/4 lbs.

*Depth is from center of screw to frame.



HEAVY-SERVICE FORGED C-CLAMPS

Recommended for heavy industrial and construction work demanding extra strength. Drop forged from selected steel and accurately heat-treated. Steel swivels are securely attached to hardened steel screws.

PART NUMBER	MAX. OPENING	MIN. OPENING	DEPTH	SCREW DIAMETER	TEST LOAD	WEIGHT EACH
90102	2"	0"	1-1/2"	5/8"	7,500 lbs.	1-1/2 lbs.
90103	3"	0"	2"	5/8"	8,500 lbs.	3 lbs.
90104	4"	0"	2-1/4"	3/4"	10,000 lbs.	4-1/2 lbs.
90106	6"	1"	2-1/2"	3/4"	11,250 lbs.	5-1/2 lbs.
90108	8"	2-3/4"	2-3/4"	3/4"	12,500 lbs.	7-1/4 lbs.
90110	10"	4-3/4"	2-7/8"	3/4"	13,750 lbs.	9-1/4 lbs.
90112	12"	7"	2-15/16"	3/4"	15,000 lbs.	11-1/2 lbs.

Replacement screws are available "SC" after the number. Ex: 90102SC *Depth is from center of screw to frame.



EXTRA HEAVY-SERVICE FORGED C-CLAMPS

Frame is forged from high-strength, heat-treated steel. Large diameter screws are full length and hardened to prevent bending and protect threads. Clamp strengths exceed test loads shown.

PART NUMBER	MAX. OPENING	MIN. OPENING	DEPTH	SCREW DIAMETER	TEST LOAD	WEIGHT EACH	REPLACEMENT SCREW PART NO.
90102H	2-1/4"	0"	1-7/8"	3/4"	12,500 lbs.	3-3/4 lbs.	90102HSC
90103H	3-1/4"	0"	2-1/2"	7/8"	16,250 lbs.	6-1/2 lbs.	90103HSC
90104H	4-1/2"	0"	2-3/4"	1"	20,000 lbs.	10 lbs.	90104HSC
90105H	5-1/2"	0"	3-1/8"	1"	23,800 lbs.	13 lbs.	90105HSC
90106H	6-1/2"	0"	3-3/8"	1-1/8"	27,500 lbs.	17 lbs.	90106HSC
90108H	8-1/2"	0"	3-3/4"	1-1/4"	31,250 lbs.	24 lbs.	90108HSC
90110H	10-1/2"	0"	4-1/8"	1-1/4"	35,000 lbs.	29 lbs.	90110HSC
90112H	12-1/2"	0"	4-1/2"	1-1/4"	40,000 lbs.	40 lbs.	90112HSC

*Depth is from center of screw to frame.

CLAMPS

CLAMPS



MISCELLANEOUS TOOLS

IF THERE'S ANYTHING ELSE YOU NEED
 IN THE WAY OF TOOLS, LOOK TO WRIGHT
 FIRST. WE OFFER A BROAD ASSORTMENT
 OF MISCELLANEOUS TOOLS—EVERYTHING
 FROM HACKSAWS AND MEASURING TAPES
 TO FEELER GAUGES AND INSPECTION
 MIRRORS. WE'RE THE RIGHT SOURCE FOR
 ALL OF YOUR HAND TOOL NEEDS.

SAFETY

MISCELLANEOUS TOOLS SAFETY

Users and bystanders must wear safety goggles.

To avoid possible eye injury from flying objects, safety goggles or equivalent protection conforming to ANSI Z87.1 shall be worn and kept clean by the user and all persons in the immediate area where any tool is being used.

Comfort or plastic grips on handles are not intended to give any degree of protection against electric shock and shall not be used on or near live electric circuits.

Users shall apply a controlled force with a stance adjusted and braced to prevent rapid bodily movement or a fall if sudden release occurs.

Never hammer or pry with scrapers, utility knives or extractors. Never use scrapers or utility knives as screwdrivers.

Keep blades of utility knives and razor scrapers retracted in the housing except during use. Do not use dull blades. Keep free hand away from cutting edge.

Hacksaw blades shall be taut. Do not use dull saw blades. Keep free hand away from the saw blade when sawing.

No area, section or portion of hacksaws, utility knives, scrapers or extractors shall be ground, welded, heated or altered from their original condition.

Prior to each use, hacksaws, utility knives,

scrapers and extractors shall be inspected and their use discontinued at the first sign of bending or wear.

Do not open tape measure cases. The tape is under spring tension.

Control the retraction of the measuring tape to prevent injury to hands or other bodily parts.



PULLERS & TORX® TOOLS & TOOL SETS



STUD REMOVER

A compact and powerful tool that fits into hard-to-reach spots and loosens hard-to-turn studs. The tighter the stud, the more firmly it is gripped. All high grade heat treated alloy steel. Fits flush, pulls 1/4" to 3/4" studs broken off close to the surface. Operates with any 1/2" square.

PART NUMBER	DESCRIPTION
E9020††	Stud Remover

Made in Taiwan.



FLANGE JACKS

Easy effort flange spreaders. Flanges are separated smoothly and evenly with no damage to flange faces. Sold in pairs.

PART NUMBER	DESCRIPTION	125 LB. CAST IRON	150 LB. STEEL	250 LB. CAST IRON	300 LB. STEEL
9461	1 Pair	16" to 48"	18" to 24"	12" to 30"	12" to 24"

Diameter Capacity in Inches—Standard Raised Face Flanges.



8 PIECES—TORX® SET SET NUMBER 9295

PART NUMBER	DESCRIPTION
9271	Torx® T-8
9272	Torx® T-10
9273	Torx® T-15
9274	Torx® T-20
9275	Torx® T-25
9276	Torx® T-27
9277	Torx® T-30
9280	1/4" Hex x 1/4" Sq. Dr. Bit Holder

Skinpacked.



7 PIECES—TORX® SET SET NUMBER 9296

PART NUMBER	DESCRIPTION
9281	6mm Ribe
9282	Torx® T-30
9283	Torx® T-40
9284	Torx® T-45
9285	Torx® T-47
9286	Torx® T-50
9290	5/16" Hex x 3/8" Sq. Dr. Bit Holder

Skinpacked.



7 PIECES—TORX® SET FOR 1/4" & 3/8" DRIVE—SET NUMBER 9297

1/4" DRIVE

PART NUMBER	DESCRIPTION
9250	E-6 Torx® Socket
9251	E-7 Torx® Socket
9252	E-8 Torx® Socket

3/8" DRIVE

9255	E-10 Torx® Socket
9256	E-12 Torx® Socket
9257	E-14 Torx® Socket
9258	E-16 Torx® Socket



1/4" DRIVE TORX® SOCKETS

PART NUMBER	DR. SQ. SIZE	SHAPE	HEAD SIZE	L	DS	DD
9250	1/4"	I	E-6	1-1/16"	5/16"	1/2"
9251	1/4"	I	E-7	1-1/16"	3/8"	1/2"
9252	1/4"	I	E-8	1-1/16"	13/32"	1/2"

Refer to socket dimensional drawings on page 141.



3/8" DRIVE TORX® SOCKETS

PART NUMBER	DR. SQ. SIZE	SHAPE	HEAD SIZE	L	DS	DD
9255	3/8"	I	E-10	1-1/4"	1/2"	11/16"
9256	3/8"	I	E-12	1-1/4"	5/8"	11/16"
9257	3/8"	II	E-14	1-1/4"	11/16"	-
9258	3/8"	II	E-16	1-1/4"	3/4"	-

Skinpacked. Refer to socket dimensional drawings on pages 178.



1/4" DRIVE TORX® BITS

PART NUMBER	HEX SIZE	SHAPE	BIT SIZE	L
9271	1/4"	II	T-8	1"
9272	1/4"	II	T-10	1"
9273	1/4"	II	T-15	1"
9274	1/4"	II	T-20	1"
9275	1/4"	II	T-25	1"
9276	1/4"	II	T-27	1"
9277	1/4"	II	T-30	1"

Refer to socket dimensional drawings on page 141.



1/4" DRIVE BIT HOLDERS

PART NUMBER	DR. SQ. SIZE	SHAPE	HEAD SIZE	L	DS	DD
9280	1/4"	III	1/4"	1"	1/2"	1/2"

Refer to socket dimensional drawings on page 141.

MISCELLANEOUS TOOLS & ACCESSORIES

MISCELLANEOUS TOOLS & ACCESSORIES



TORX® TOOLS



3/8" TORX® BIT HOLDERS

PART NUMBER	DR. SQ. SIZE	SHAPE	HEAD SIZE	L	DS	DD
9290	3/8" Dr. 5/16" Hex Bit Holder	I	5/16"	1-1/4"	9/16"	11/16"
9292	3/8" Dr. 7/16" Hex Bit Holder	I	7/16"	1-1/2"	7/8"	11/16"

Refer to socket dimensional drawings on pages 179.



5/16" TORX® BITS FOR 3/8" DRIVE HOLDER

PART NUMBER	HEX SIZE	SHAPE	BIT SIZE	L
9281	5/16"	I	6mm Ribe	1-1/8"
9282	5/16"	II	T-30	1-1/8"
9283	5/16"	II	T-40	1-1/8"
9284	5/16"	II	T-45	1-1/8"
9285	5/16"	II	T-47	1-1/8"
9286	5/16"	II	T-50	1-1/8"

Refer to socket dimensional drawings on pages 178.



1/2" TORX® BITS

PART NUMBER	HEX SIZE	SHAPE	BIT SIZE	L
9287	7/16"	I	T-55	1-3/8"

Refer to socket dimensional drawings on pages 213.



1/2" DRIVE BIT HOLDER

PART NUMBER	DR. SQ. SIZE	SHAPE	HEAD SIZE	L	DS	DD
9291	1/2"	III	7/16"	1-1/2"	7/8"	11/16"

Refer to socket dimensional drawings on pages 213.



1/2" SQUARE DRIVE TORX® DRIVER

PART NUMBER	HEX SIZE	SHAPE	BIT SIZE	L
9288	1/2"	II	T-60	2-1/8"

Refer to socket dimensional drawings on pages 213.

SCRAPERS & KNIVES



GASKET SCRAPERS

PART NUMBER	DESCRIPTION
9M42004	Mayhew Dominator Carbon Scraper, 1/2"
9M42005	Mayhew Dominator Carbon Scraper, 3/4"
9M42006	Mayhew Dominator Carbon Scraper, 1"
9M42007	Mayhew Dominator Carbon Scraper, 1-1/2"
9M60001	Mayhew Dominator 4 Pc. Carbon Scraper Set



PICKS, HOOKS & AWLS

PART NUMBER	DESCRIPTION
9M42000	Mayhew Dominator Scratch Awl
9M42001	Mayhew Dominator 90 Degree Hook
9M42002	Mayhew Dominator Curved Hook
9M42003	Mayhew Dominator Complex Hook
9M60000	Mayhew Dominator 4 Pc. Hook & Pick Set



MINI PICKS & HOOKS SET

PART NUMBER	DESCRIPTION
9UPSP4	4-Piece Hook & Pick Set, Overall Length 5-1/4" A - Pick B - Combination Pick C - Hook Pick D - Straight Pick



SCRAPERS/PUTTY KNIVES

PART NUMBER	DESCRIPTION
9488	Flexible Blade 1-1/4" [Hyde #02000]
9489	Flexible Blade 3" [Hyde #02350]
9491	Stiff Blade 1-1/4" [Hyde #02050]



Made in Canada. Hyde Tools logo is a registered trademark of Hyde Tools.



HEAVY-DUTY SCRAPER

PART NUMBER	DESCRIPTION
9487	Polypropylene 8" Handle Scraper, 3" Blade [Hyde #12050]



Made in China. Hyde Tools logo is a registered trademark of Hyde Tools.

MISCELLANEOUS TOOLS & ACCESSORIES

MISCELLANEOUS TOOLS & ACCESSORIES



SCRAPERS, KNIVES & SCREW EXTRACTORS



RAZOR SCRAPER

PART NUMBER	DESCRIPTION
9492	Razor Scraper [Hyde #13000]

Hyde Tools logo is a registered trademark of Hyde Tools.



UTILITY KNIFE

Has a retractable blade which holds in four positions. Handle stores additional blades.

PART NUMBER	DESCRIPTION
9526	Top-Slide Utility Knife [Hyde #42070]
9525	Utility Knife Blades [10 Pack]

Hyde Tools logo is a registered trademark of Hyde Tools.



SAFETY UTILITY KNIFE

PART NUMBER	DESCRIPTION
9527	Safety Utility Knife - Skinpacked [Hyde #42065]

Made in China. Hyde Tools logo is a registered trademark of Hyde Tools.



SPIRAL THREAD SCREW EXTRACTOR SET

Set designed for easy removal of broken studs. Will back out all of those stubborn bolts. Set of 5 sizes, in a blister pack.

PART NUMBER	SIZE	SCREW OR BOLT SIZE
9695202	1	3/32" to 5/32"
	2	5/32" to 7/32"
	3	7/32" to 9/32"
	4	9/32" to 3/8" & 1/8" Pipe
	5	3/8" to 5/8" & 1/4" Pipe



SPIRAL THREAD SCREW EXTRACTORS

PART NUMBER	SIZE	SCREW OR BOLT SIZE
9685101	1	3/32" to 5/32"
9685102	2	5/32" to 7/32"
9685103	3	7/32" to 9/32"
9685104	4	9/32" to 3/8" & 1/8" Pipe
9685105	5	3/8" to 5/8" & 1/4" Pipe

SAFETY ITEMS & MISCELLANEOUS TOOLS



SAFETY GOGGLES

PART NUMBER	DESCRIPTION
9302	Safety Goggles

Made in Malaysia.



HTI SAFETY BOOK

PART NUMBER	DESCRIPTION
9301	Hand Tool Institute Safety Book



METRIC FEELER GAUGES—10-BLADE GAUGE

PART NUMBER	DESCRIPTION	
9528 ^{††}	Feeler Gauge 10 Blade Metric Contains 10 Blades of the following thicknesses:	
	.012 [0.30mm]	.005 [0.13mm]
	.010 [0.25mm]	.004 [0.10mm]
	.008 [0.20mm]	.003 [0.8mm]
	.007 [0.18mm]	.002 [0.05mm]
	.006 [0.15mm]	.015 [0.38mm]



METRIC FEELER GAUGES—25-BLADE GAUGE

PART NUMBER	DESCRIPTION			
9529 ^{††}	Feeler Gauge 25 Blade Metric Contains 25 Blades of the following thicknesses:			
	0.04mm	0.15mm	0.50mm	0.85mm
	0.05mm	0.20mm	0.55mm	0.90mm
	0.06mm	0.25mm	0.60mm	0.95mm
	0.07mm	0.30mm	0.65mm	1.00mm
	0.08mm	0.35mm	0.70mm	
	0.09mm	0.40mm	0.75mm	
	0.10mm	0.45mm	0.80mm	



MISCELLANEOUS TOOLS



FEELER GAUGES—25-BLADE MASTER GAUGE

PART NUMBER	DESCRIPTION
9530 ^{††}	Contains 25 3-5/16" x 1/2" blades of the following thicknesses:
	.0015 .008 .015 .028
	.002 .009 .016 .030
	.003 .010 .018 .032
	.004 .011 .020 .035
	.005 .012 .022
	.006 .013 .024
	.007 .014 .025



FEELER GAUGES—NEW STYLE SPARK PLUG WIRE GAUGE

PART NUMBER	DESCRIPTION
9531 ^{††}	Wire Gap Gauge. New style spark plug wire gauge. It is designed for longer and heavier usage. Contains 1 electrode bender and 8 wire gauges of the following thicknesses:
	.020 .028 .032 .035
	.025 .030 .034 .040



SCRATCH BRUSH

PART NUMBER	DESCRIPTION
9493	14" Long, Brush Length - 6"



STEEL TAPES

PART NUMBER	DESCRIPTION
9505 ^{††}	1" x 26', 8m
9507 ^{††}	3/4" x 16'
9508 ^{††}	1" x 25'
9509 [†]	3/8" x 100'
9510 [†]	1" x 30' [Made in China]



HACKSAW

PART NUMBER	DESCRIPTION
9523	Heavy-duty Hacksaw



REPLACEABLE HACKSAW BLADES

PART NUMBER	DESCRIPTION
9521	Hacksaw Blade 12" Bi-Metal, 20/18T
9522	Hacksaw Blade 12" Bi-Metal, 20/24T

Sold in packages of 10 only.



MAGNETIC PICKUP TOOLS

Multi-angle telescoping magnetic pickup tool. Gets into hard-to-reach places.

PART NUMBER	DESCRIPTION
9534	Flexible Magnetic Retrieving Tool, 19-1/2" [Made in Taiwan]
9535	17" Closed Length, Telescopes to 27" [Made in Canada]

Pick-up capacity 21 oz.



LIGHTED PICKUP TOOL

PART NUMBER	DESCRIPTION
9M45044	Lighted Pickup Tool [Mayhew #45044]

Made in China.



INSPECTION MIRRORS

PART NUMBER	DESCRIPTION
9700	Oval 1 x 2", 8-3/4" Long
9701	Circular 2-1/4" Diameter 10" to 14" Long
9702	Rectangular 2-1/8" x 3-1/2"; 11-1/4" x 15-1/2" Long
9703	Lighted Telescopic Round Mirror 2-3/8" Round. Stretches from 6-1/2" to 36-3/8" [Made in China]



WRIGHT

DISPLAY BOARDS

DISPLAY BOARDS

WRIGHT TOOL OFFERS A WIDE SELECTION OF
DISPLAY BOARDS TO HELP YOU SHOW AND SELL
WRIGHT PRODUCTS. THERE'S A DISPLAY BOARD
FOR VIRTUALLY EVERY PRODUCT CATEGORY,
AS WELL AS MODULAR BOARDS AND
COMPONENTS THAT LET YOU CUSTOMIZE
YOUR TOOL OFFERING.



FLAT WRENCHES



FRACTIONAL COMBINATION WRENCHES

WRIGHT GRIP 2.0

D977—17 Pieces, Satin Wrenches
D978—17 Pieces, Full Polish Wrenches

PART NUMBER	DESCRIPTION	SIZE	PART NUMBER	DESCRIPTION	SIZE
D977			D978		
1108	Combination Wrench, 12 Pt.	1/4"	1208	Combination Wrench, 12 Pt.	1/4"
1110	Combination Wrench, 12 Pt.	5/16"	1210	Combination Wrench, 12 Pt.	5/16"
1112	Combination Wrench, 12 Pt.	3/8"	1212	Combination Wrench, 12 Pt.	3/8"
1114	Combination Wrench, 12 Pt.	7/16"	1214	Combination Wrench, 12 Pt.	7/16"
1116	Combination Wrench, 12 Pt.	1/2"	1216	Combination Wrench, 12 Pt.	1/2"
1118	Combination Wrench, 12 Pt.	9/16"	1218	Combination Wrench, 12 Pt.	9/16"
1120	Combination Wrench, 12 Pt.	5/8"	1220	Combination Wrench, 12 Pt.	5/8"
1122	Combination Wrench, 12 Pt.	11/16"	1222	Combination Wrench, 12 Pt.	11/16"
1124	Combination Wrench, 12 Pt.	3/4"	1224	Combination Wrench, 12 Pt.	3/4"
1126	Combination Wrench, 12 Pt.	13/16"	1226	Combination Wrench, 12 Pt.	13/16"
1128	Combination Wrench, 12 Pt.	7/8"	1228	Combination Wrench, 12 Pt.	7/8"
1130	Combination Wrench, 12 Pt.	15/16"	1230	Combination Wrench, 12 Pt.	15/16"
1132	Combination Wrench, 12 Pt.	1"	1232	Combination Wrench, 12 Pt.	1"
1134	Combination Wrench, 12 Pt.	1-1/16"	1234	Combination Wrench, 12 Pt.	1-1/16"
1136	Combination Wrench, 12 Pt.	1-1/8"	1236	Combination Wrench, 12 Pt.	1-1/8"
1138	Combination Wrench, 12 Pt.	1-3/16"	1238	Combination Wrench, 12 Pt.	1-3/16"
1140	Combination Wrench, 12 Pt.	1-1/4"	1240	Combination Wrench, 12 Pt.	1-1/4"

Note: Display Board measures 24" x 24". Display Header measures 24" x 5".



FRACTIONAL DOUBLE BOX END WRENCHES

D942—15 Pieces, 12 Pt.

PART NUMBER	DESCRIPTION	SIZE
51012	Box End Wrench, 12 Pt.	5/16" x 3/8"
51214	Box End Wrench, 12 Pt.	3/8" x 7/16"
51416	Box End Wrench, 12 Pt.	7/8" x 1/2"
51618	Box End Wrench, 12 Pt.	1/2" x 9/16"
51820	Box End Wrench, 12 Pt.	9/16" x 5/8"
52022	Box End Wrench, 12 Pt.	5/8" x 11/16"
52024	Box End Wrench, 12 Pt.	5/8" x 3/4"
52224	Box End Wrench, 12 Pt.	11/16" x 3/4"
52426	Box End Wrench, 12 Pt.	3/4" x 13/16"
52428	Box End Wrench, 12 Pt.	3/4" x 7/8"
52628	Open End Wrench	13/16" x 7/8"
52830	Open End Wrench	7/8" x 15/16"
53032	Open End Wrench	15/16" x 1"
53436	Open End Wrench	1-1/16" x 1-1/8"
53440	Open End Wrench	1-1/16" x 1-1/4"

Note: Display Board measures 24" x 24". Display Header measures 24" x 5".



METRIC COMBINATION WRENCHES

D979—24 Pieces, Satin Wrenches
D980—19 Pieces, Full Polish Wrenches

PART NUMBER	DESCRIPTION	SIZE	PART NUMBER	DESCRIPTION	SIZE
D979			D980		
11-06mm	Metric Combination Wrench	6mm	12-06mm	Metric Combination Wrench	6mm
11-07mm	Metric Combination Wrench	7mm	12-07mm	Metric Combination Wrench	7mm
11-08mm	Metric Combination Wrench	8mm	12-08mm	Metric Combination Wrench	8mm
11-09mm	Metric Combination Wrench	9mm	12-09mm	Metric Combination Wrench	9mm
11-10mm	Metric Combination Wrench	10mm	12-10mm	Metric Combination Wrench	10mm
11-11mm	Metric Combination Wrench	11mm	12-11mm	Metric Combination Wrench	11mm
11-12mm	Metric Combination Wrench	12mm	12-12mm	Metric Combination Wrench	12mm
11-13mm	Metric Combination Wrench	13mm	12-13mm	Metric Combination Wrench	13mm
11-14mm	Metric Combination Wrench	14mm	12-14mm	Metric Combination Wrench	14mm
11-15mm	Metric Combination Wrench	15mm	12-15mm	Metric Combination Wrench	15mm
11-16mm	Metric Combination Wrench	16mm	12-16mm	Metric Combination Wrench	16mm
11-17mm	Metric Combination Wrench	17mm	12-17mm	Metric Combination Wrench	17mm
11-18mm	Metric Combination Wrench	18mm	12-18mm	Metric Combination Wrench	18mm
11-19mm	Metric Combination Wrench	19mm	12-19mm	Metric Combination Wrench	19mm
11-20mm	Metric Combination Wrench	20mm	12-20mm	Metric Combination Wrench	20mm
11-21mm	Metric Combination Wrench	21mm	12-21mm	Metric Combination Wrench	21mm
11-22mm	Metric Combination Wrench	22mm	12-22mm	Metric Combination Wrench	22mm
11-23mm	Metric Combination Wrench	23mm	12-23mm	Metric Combination Wrench	23mm
11-24mm	Metric Combination Wrench	24mm	12-24mm	Metric Combination Wrench	24mm
11-25mm	Metric Combination Wrench	25mm			
11-26mm	Metric Combination Wrench	26mm			
11-27mm	Metric Combination Wrench	27mm			
11-30mm	Metric Combination Wrench	30mm			
11-32mm	Metric Combination Wrench	32mm			

Note: Display Board measures 24" x 24".
Display Header measures 24" x 5".



FRACTIONAL OPEN END WRENCHES

D987—18 Pieces

PART NUMBER	DESCRIPTION	SIZE
1308	Open End Wrench	3/16" x 1/4"
1310	Open End Wrench	1/4" x 5/16"
1312	Open End Wrench	5/16" x 3/8"
1314	Open End Wrench	3/8" x 7/16"
1316	Open End Wrench	7/8" x 1/2"
1318	Open End Wrench	1/2" x 9/16"
1320	Open End Wrench	9/16" x 5/8"
1322	Open End Wrench	5/8" x 11/16"
1324	Open End Wrench	5/8" x 3/4"
1325	Open End Wrench	11/16" x 3/4"
1326	Open End Wrench	3/4" x 7/8"
1328	Open End Wrench	3/4" x 13/16"
1329	Open End Wrench	13/16" x 7/8"
1330	Open End Wrench	7/8" x 15/16"
1331	Open End Wrench	7/8" x 1-1/16"
1332	Open End Wrench	15/16" x 1"
1336	Open End Wrench	1-1/16" x 1-1/8"
1340	Open End Wrench	1-1/8" x 1-1/4"

Note: Display Board measures 24" x 24". Display Header measures 24" x 5".



FLAT WRENCHES



FRACTIONAL TUBING WRENCHES

D981†—44 Pieces

PART NUMBER	DESCRIPTION	SIZE
1040	Combination Open End Flare Nut Wrench	3/8"
1042	Combination Open End Flare Nut Wrench	7/16"
1044	Combination Open End Flare Nut Wrench	1/2"
1046	Combination Open End Flare Nut Wrench	9/16"
1048	Combination Open End Flare Nut Wrench	5/8"
1050	Combination Open End Flare Nut Wrench	11/16"
1052	Combination Open End Flare Nut Wrench	3/4"
1060	3/8" Drive Crowfoot Wrench - Flare Nut, 12 Pt.	5/8"
1062	3/8" Drive Crowfoot Wrench - Flare Nut, 12 Pt.	11/16"
1064	3/8" Drive Crowfoot Wrench - Flare Nut, 12 Pt.	3/4"
1066	3/8" Drive Crowfoot Wrench - Flare Nut, 12 Pt.	13/16"
1068	3/8" Drive Crowfoot Wrench - Flare Nut, 12 Pt.	7/8"
1070	3/8" Drive Crowfoot Wrench - Flare Nut, 12 Pt.	15/16"
1072	3/8" Drive Crowfoot Wrench - Flare Nut, 12 Pt.	1"
1074	3/8" Drive Crowfoot Wrench - Flare Nut, 12 Pt.	1-1/16"
1080	1/2" Drive Crowfoot Wrench - Flare Nut, 12 Pt.	1-1/8"
1081	1/2" Drive Crowfoot Wrench - Flare Nut, 12 Pt.	1-3/16"
1082	1/2" Drive Crowfoot Wrench - Flare Nut, 12 Pt.	1-1/4"
1083	1/2" Drive Crowfoot Wrench - Flare Nut, 12 Pt.	1-5/16"
1084	1/2" Drive Crowfoot Wrench - Flare Nut, 12 Pt.	1-3/8"
1085	1/2" Drive Crowfoot Wrench - Flare Nut, 12 Pt.	1-7/16"
1086	1/2" Drive Crowfoot Wrench - Flare Nut, 12 Pt.	1-1/2"
1087	1/2" Drive Crowfoot Wrench - Flare Nut, 12 Pt.	1-9/16"
1088	1/2" Drive Crowfoot Wrench - Flare Nut, 12 Pt.	1-5/8"
1089	1/2" Drive Crowfoot Wrench - Flare Nut, 12 Pt.	1-11/16"
1090	1/2" Drive Crowfoot Wrench - Flare Nut, 12 Pt.	1-3/4"
1091	1/2" Drive Crowfoot Wrench - Flare Nut, 12 Pt.	1-13/16"
1092	1/2" Drive Crowfoot Wrench - Flare Nut, 12 Pt.	1-7/8"
1093	1/2" Drive Crowfoot Wrench - Flare Nut, 12 Pt.	1-15/16"
1094	1/2" Drive Crowfoot Wrench - Flare Nut, 12 Pt.	2"
1614	Flare Nut Wrench	3/8" x 7/16"
1618	Flare Nut Wrench	1/2" x 9/16"
1622	Flare Nut Wrench	5/8" x 11/16"
1642†	Ratcheting Flare Nut Wrench	3/8"
1644†	Ratcheting Flare Nut Wrench	7/16"
1646†	Ratcheting Flare Nut Wrench	1/2"
1648†	Ratcheting Flare Nut Wrench	9/16"
1650†	Ratcheting Flare Nut Wrench	5/8"
1652†	Ratcheting Flare Nut Wrench	11/16"
1654†	Ratcheting Flare Nut Wrench	3/4"
1656†	Ratcheting Flare Nut Wrench	13/16"
1658†	Ratcheting Flare Nut Wrench	7/8"
1660†	Ratcheting Flare Nut Wrench	15/16"
1662†	Ratcheting Flare Nut Wrench	1"

Note: Display Board measures 24" x 24". Display Header measures 24" x 5".



METRIC WRENCHES

D956††—29 Pieces, Ratcheting Box, Flare Nut & Crowfoot Wrenches

PART NUMBER	DESCRIPTION	SIZE
10-10mm	3/8" Drive Metric Crowfoot Wrench	10mm
10-11mm	3/8" Drive Metric Crowfoot Wrench	11mm
10-12mm	3/8" Drive Metric Crowfoot Wrench	12mm
10-13mm	3/8" Drive Metric Crowfoot Wrench	13mm
10-14mm	3/8" Drive Metric Crowfoot Wrench	14mm
10-15mm	3/8" Drive Metric Crowfoot Wrench	15mm
10-16mm	3/8" Drive Metric Crowfoot Wrench	16mm
10-17mm	3/8" Drive Metric Crowfoot Wrench	17mm
M1018	3/8" Drive Metric Crowfoot Wrench	18mm
10-19mm	3/8" Drive Metric Crowfoot Wrench	19mm
16-11mm	Metric Flare Nut Wrench, 6 Pt.	9mm x 11mm
16-12mm	Metric Flare Nut Wrench, 6 Pt.	10mm x 12mm
16-14mm	Metric Flare Nut Wrench, 6 Pt.	13mm x 14mm
16-17mm	Metric Flare Nut Wrench, 6 Pt.	15mm x 17mm
16-21mm	Metric Flare Nut Wrench, 6 Pt.	19mm x 21mm
9416††	Metric Ratcheting Box Wrench, 6 Pt.	7mm x 8mm
9417††	Metric Ratcheting Box Wrench, 6 Pt.	9mm x 10mm
9418††	Metric Ratcheting Box Wrench, 6 Pt.	11mm x 12mm
9419††	Metric Ratcheting Box Wrench, 6 Pt.	13mm x 14mm
9421††	Metric Ratcheting Box Wrench, 12 Pt.	15mm x 17mm
9422††	Metric Ratcheting Box Wrench, 12 Pt.	16mm x 18mm
9423††	Metric Ratcheting Box Wrench, 12 Pt.	19mm x 21mm
9431††	Metric Offset Ratcheting Box Wrench, 6 Pt.	7mm x 8mm
9432††	Metric Offset Ratcheting Box Wrench, 6 Pt.	9mm x 10mm
9434††	Metric Offset Ratcheting Box Wrench, 6 Pt.	11mm x 12mm
9435††	Metric Offset Ratcheting Box Wrench, 6 Pt.	13mm x 14mm
9436††	Metric Offset Ratcheting Box Wrench, 12 Pt.	15mm x 17mm
9437††	Metric Offset Ratcheting Box Wrench, 12 Pt.	16mm x 18mm
9438††	Metric Offset Ratcheting Box Wrench, 12 Pt.	19mm x 21mm

Note: Display Board measures 24" x 24". Display Header measures 24" x 5".



FRACTIONAL SERVICE WRENCHES

D943—22 Pieces

PART NUMBER	DESCRIPTION	SIZE	PART NUMBER	DESCRIPTION	SIZE
1424	Service Wrench, 30° Angle	3/4"	1446	Service Wrench, 30° Angle	1-7/16"
1426	Service Wrench, 30° Angle	13/16"	1448	Service Wrench, 30° Angle	1-1/2"
1428	Service Wrench, 30° Angle	7/8"	1450	Service Wrench, 30° Angle	1-9/16"
1430	Service Wrench, 30° Angle	15/16"	1452	Service Wrench, 30° Angle	1-5/8"
1432	Service Wrench, 30° Angle	1"	1456	Service Wrench, 30° Angle	1-3/4"
1434	Service Wrench, 30° Angle	1-1/16"	1458	Service Wrench, 30° Angle	1-13/16"
1436	Service Wrench, 30° Angle	1-1/8"	1460	Service Wrench, 30° Angle	1-7/8"
1438	Service Wrench, 30° Angle	1-3/16"	1462	Service Wrench, 30° Angle	1-15/16"
1440	Service Wrench, 30° Angle	1-1/4"	1464	Service Wrench, 30° Angle	2"
1442	Service Wrench, 30° Angle	1-5/16"	1468	Service Wrench, 30° Angle	2-1/8"
1444	Service Wrench, 30° Angle	1-3/8"	1472	Service Wrench, 30° Angle	2-1/4"

Note: Display Board measures 24" x 24". Display Header measures 24" x 5".

DISPLAY BOARDS

DISPLAY BOARDS



WARNING: CANCER
P65 WARNINGS.CA.GOV
READ MORE PAGE 6



WARNING: WEAR
SAFETY GOGGLES USER
AND BYSTANDER



WARNING: TOOL
SAFETY INFO READ
PAGES 376-378



WARNING: COMFORT OR
PLASTIC GRIPS DO NOT PROTECT
AGAINST ELECTRIC SHOCK



WARNING: CANCER & REPRODUCTIVE
HARM P65 WARNINGS.CA.GOV
READ MORE PAGE 6



WARNING: WEAR
SAFETY GOGGLES USER
AND BYSTANDER



WARNING: TOOL
SAFETY INFO READ
PAGES 376-378



WARNING: COMFORT OR
PLASTIC GRIPS DO NOT PROTECT
AGAINST ELECTRIC SHOCK

ADJUSTABLE WRENCHES



ADJUSTABLE WRENCHES

D975†—30 Pieces, 6 each size, 12" Wide Display

PART NUMBER	DESCRIPTION	SIZE
9AC04†	Adjustable Wrench, Cobalt Finish	4"
9AC06†	Adjustable Wrench, Cobalt Finish	6"
9AC08†	Adjustable Wrench, Cobalt Finish	8"
9AC10†	Adjustable Wrench, Cobalt Finish	10"
9AC12†	Adjustable Wrench, Cobalt Finish	12"



ADJUSTABLE WRENCHES

D976—30 Pieces, 6 each size, 12" Wide Display

PART NUMBER	DESCRIPTION	SIZE
9AB04	Adjustable Wrench, Black Industrial Finish	4"
9AB06	Adjustable Wrench, Black Industrial Finish	6"
9AB08	Adjustable Wrench, Black Industrial Finish	8"
9AB10	Adjustable Wrench, Black Industrial Finish	10"
9AB12	Adjustable Wrench, Black Industrial Finish	12"



ADJUSTABLE WRENCHES

D961†—18 Pieces

PART NUMBER	DESCRIPTION	SIZE
9414	Adjustable Construction Wrench	16"
9AB04	Adjustable Wrench, Black Industrial Finish	4"
9AB06	Adjustable Wrench, Black Industrial Finish	6"
9AB08	Adjustable Wrench, Black Industrial Finish	8"
9AB10	Adjustable Wrench, Black Industrial Finish	10"
9AB12	Adjustable Wrench, Black Industrial Finish	12"
9AB15	Adjustable Wrench, Black Industrial Finish	15"
9AC04†	Adjustable Wrench, Cobalt Finish	4"
9AC06†	Adjustable Wrench, Cobalt Finish	6"
9AC08†	Adjustable Wrench, Cobalt Finish	8"
9AC10†	Adjustable Wrench, Cobalt Finish	10"
9AC12†	Adjustable Wrench, Cobalt Finish	12"
9AC15†	Adjustable Wrench, Cobalt Finish	15"
9AG04†	Adjustable Wrench, Cobalt Finish, Cushion Grip	4"
9AG06†	Adjustable Wrench, Cobalt Finish, Cushion Grip	6"
9AG08†	Adjustable Wrench, Cobalt Finish, Cushion Grip	8"
9AG10†	Adjustable Wrench, Cobalt Finish, Cushion Grip	10"
9AG12†	Adjustable Wrench, Cobalt Finish, Cushion Grip	12"

Note: Display Board measures 24" x 24". Display Header measures 24" x 5".



† WARNING: CANCER
P65 WARNINGS.CA.GOV
READ MORE PAGE 8



WARNING: WEAR
SAFETY GOGGLES USER
AND BYSTANDER



WARNING: TOOL
SAFETY INFO READ
PAGES 376-378



WARNING: COMFORT OR
PLASTIC GRIPS DO NOT PROTECT
AGAINST ELECTRIC SHOCK



† WARNING: CANCER
P65 WARNINGS.CA.GOV
READ MORE PAGE 8



WARNING: WEAR
SAFETY GOGGLES USER
AND BYSTANDER



WARNING: TOOL
SAFETY INFO READ
PAGES 376-378



WARNING: COMFORT OR
PLASTIC GRIPS DO NOT PROTECT
AGAINST ELECTRIC SHOCK

CHROME SOCKETS & ACCESSORIES




FRACTIONAL SOCKETS, HANDLES & ATTACHMENTS

D982-79 Pieces, 1/4" Drive 6 & 12 Pt. Sockets, Handles & Attachments

PART NUMBER	DESCRIPTION	SIZE	PART NUMBER	DESCRIPTION	SIZE
2005	1/4" Drive Standard Socket, 6 Pt.	5/32"	2453	1/4" Drive Adaptor	
2006	1/4" Drive Standard Socket, 6 Pt.	3/16"	2475	1/4" Drive Universal Joint	
2007	1/4" Drive Standard Socket, 6 Pt.	7/32"	2492	1/4" Drive Heavy-duty Ratchet	5-1/4"
2008	1/4" Drive Standard Socket, 6 Pt.	1/4"	2495	Flex Head Ratchet (contour grip)	5-1/2"
2009	1/4" Drive Standard Socket, 6 Pt.	9/32"	2506	1/4" Drive Deep Socket, 6 Pt.	3/16"
2010	1/4" Drive Standard Socket, 6 Pt.	5/16"	2507	1/4" Drive Deep Socket, 6 Pt.	7/32"
2011	1/4" Drive Standard Socket, 6 Pt.	11/32"	2508	1/4" Drive Deep Socket, 6 Pt.	1/4"
2012	1/4" Drive Standard Socket, 6 Pt.	3/8"	2509	1/4" Drive Deep Socket, 6 Pt.	9/32"
2014	1/4" Drive Standard Socket, 6 Pt.	7/16"	2510	1/4" Drive Deep Socket, 6 Pt.	5/16"
2016	1/4" Drive Standard Socket, 6 Pt.	1/2"	2511	1/4" Drive Deep Socket, 6 Pt.	11/32"
2106	1/4" Drive Standard Socket, 12 Pt.	3/16"	2512	1/4" Drive Deep Socket, 6 Pt.	3/8"
2107	1/4" Drive Standard Socket, 12 Pt.	7/32"	2514	1/4" Drive Deep Socket, 6 Pt.	7/16"
2108	1/4" Drive Standard Socket, 12 Pt.	1/4"	2516	1/4" Drive Deep Socket, 6 Pt.	1/2"
2109	1/4" Drive Standard Socket, 12 Pt.	9/32"	2606	1/4" Drive Deep Socket, 12 Pt.	3/16"
2110	1/4" Drive Standard Socket, 12 Pt.	5/16"	2607	1/4" Drive Deep Socket, 12 Pt.	7/32"
2111	1/4" Drive Standard Socket, 12 Pt.	11/32"	2608	1/4" Drive Deep Socket, 12 Pt.	1/4"
2112	1/4" Drive Standard Socket, 12 Pt.	3/8"	2609	1/4" Drive Deep Socket, 12 Pt.	9/32"
2114	1/4" Drive Standard Socket, 12 Pt.	7/16"	2610	1/4" Drive Deep Socket, 12 Pt.	5/16"
2116	1/4" Drive Standard Socket, 12 Pt.	1/2"	2611	1/4" Drive Deep Socket, 12 Pt.	11/32"
2118	1/4" Drive Standard Socket, 12 Pt.	9/16"	2612	1/4" Drive Deep Socket, 12 Pt.	3/8"
2202	1/4" Drive Hex Bit Socket	1/16"	2614	1/4" Drive Deep Socket, 12 Pt.	7/16"
2203	1/4" Drive Hex Bit Socket	5/64"	2616	1/4" Drive Deep Socket, 12 Pt.	1/2"
2204	1/4" Drive Hex Bit Socket	3/32"	2618	1/4" Drive Deep Socket, 12 Pt.	9/16"
2205	1/4" Drive Hex Bit Socket	7/64"	2708	1/4" Drive Flex Socket, 12 Pt.	1/4"
2206	1/4" Drive Hex Bit Socket	1/8"	2710	1/4" Drive Flex Socket, 12 Pt.	5/16"
2207	1/4" Drive Hex Bit Socket	9/64"	2712	1/4" Drive Flex Socket, 12 Pt.	3/8"
2208	1/4" Drive Hex Bit Socket	5/32"	2714	1/4" Drive Flex Socket, 12 Pt.	7/16"
2210	1/4" Drive Hex Bit Socket	3/16"	2716	1/4" Drive Flex Socket, 12 Pt.	1/2"
2212	1/4" Drive Hex Bit Socket	7/32"	9203	1/2" Drive Socket Screwdriver with Long Bit	#2
2214	1/4" Drive Hex Bit Socket	1/4"			
2218	1/4" Drive Hex Bit Socket	5/16"			
2260	1/4" Drive Standard Screwdriver Socket with Bit	3/16"			
2261	1/4" Drive Standard Screwdriver Socket with Bit	1/4"			
2263	1/4" Drive Standard Screwdriver Socket with Bit	23/64"			
2265	1/4" Drive Phillips Screwdriver Socket with Bit	#1			
2266	1/4" Drive Phillips Screwdriver Socket with Bit	#2			
2267	1/4" Drive Long Phillips Screwdriver Socket with Bit	#1			
2308	1/4" Drive Special 8 Pt. Standard Socket	1/4"			
2310	1/4" Drive Special 8 Pt. Standard Socket	5/16"			
2312	1/4" Drive Special 8 Pt. Standard Socket	3/8"			
2402	1/4" Drive Extension	2"			
2404	1/4" Drive Extension	4"			
2406	1/4" Drive Extension	6"			
2410	1/4" Drive Extension	10"			
2413	1/4" Drive Locking Adaptor				
2414	1/4" Drive Extension	14"			
2426	1/4" Drive Ratchet	4-3/4"			
2435	1/4" Drive Flex Handle	5"			
2442	1/4" Drive Spinner w/Female End	6"			
2445L	1/4" Drive Speeder				

Note: Display Board measures 24" x 24".
Display Header measures 24" x 5".



METRIC SOCKETS

D957-79 Pieces, 1/4" & 3/8" Drive 6 & 12 Pt. Sockets

PART NUMBER	DESCRIPTION	SIZE	PART NUMBER	DESCRIPTION	SIZE
20-05mm	1/4" Drive Standard Metric Socket, 6 Pt.	5mm	32-03mm	3/8" Drive Metric Hex Bit Socket	3mm
20-06mm	1/4" Drive Standard Metric Socket, 6 Pt.	6mm	32-04mm	3/8" Drive Metric Hex Bit Socket	4mm
20-07mm	1/4" Drive Standard Metric Socket, 6 Pt.	7mm	32-05mm	3/8" Drive Metric Hex Bit Socket	5mm
20-08mm	1/4" Drive Standard Metric Socket, 6 Pt.	8mm	32-06mm	3/8" Drive Metric Hex Bit Socket	6mm
20-09mm	1/4" Drive Standard Metric Socket, 6 Pt.	9mm	32-08mm	3/8" Drive Metric Hex Bit Socket	8mm
20-10mm	1/4" Drive Standard Metric Socket, 6 Pt.	10mm	32-10mm	3/8" Drive Metric Hex Bit Socket	10mm
20-11mm	1/4" Drive Standard Metric Socket, 6 Pt.	11mm	35-06mm	3/8" Drive Deep Metric Socket, 6 Pt.	6mm
20-12mm	1/4" Drive Standard Metric Socket, 6 Pt.	12mm	35-07mm	3/8" Drive Deep Metric Socket, 6 Pt.	7mm
20-13mm	1/4" Drive Standard Metric Socket, 6 Pt.	13mm	35-08mm	3/8" Drive Deep Metric Socket, 6 Pt.	8mm
25-04mm	1/4" Drive Deep Metric Socket, 6 Pt.	4mm	35-09mm	3/8" Drive Deep Metric Socket, 6 Pt.	9mm
25-05mm	1/4" Drive Deep Metric Socket, 6 Pt.	5mm	35-10mm	3/8" Drive Deep Metric Socket, 6 Pt.	10mm
25-06mm	1/4" Drive Deep Metric Socket, 6 Pt.	6mm	35-11mm	3/8" Drive Deep Metric Socket, 6 Pt.	11mm
25-07mm	1/4" Drive Deep Metric Socket, 6 Pt.	7mm	35-12mm	3/8" Drive Deep Metric Socket, 6 Pt.	12mm
25-08mm	1/4" Drive Deep Metric Socket, 6 Pt.	8mm	35-13mm	3/8" Drive Deep Metric Socket, 6 Pt.	13mm
25-09mm	1/4" Drive Deep Metric Socket, 6 Pt.	9mm	35-14mm	3/8" Drive Deep Metric Socket, 6 Pt.	14mm
25-10mm	1/4" Drive Deep Metric Socket, 6 Pt.	10mm	35-15mm	3/8" Drive Deep Metric Socket, 6 Pt.	15mm
25-11mm	1/4" Drive Deep Metric Socket, 6 Pt.	11mm	35-16mm	3/8" Drive Deep Metric Socket, 6 Pt.	16mm
25-12mm	1/4" Drive Deep Metric Socket, 6 Pt.	12mm	35-17mm	3/8" Drive Deep Metric Socket, 6 Pt.	17mm
25-13mm	1/4" Drive Deep Metric Socket, 6 Pt.	13mm	35-18mm	3/8" Drive Deep Metric Socket, 6 Pt.	18mm
30-06mm	3/8" Drive Standard Metric Socket, 6 Pt.	6mm	35-19mm	3/8" Drive Deep Metric Socket, 6 Pt.	19mm
30-07mm	3/8" Drive Standard Metric Socket, 6 Pt.	7mm	36-09mm	3/8" Drive Deep Metric Socket, 12 Pt.	9mm
30-08mm	3/8" Drive Standard Metric Socket, 6 Pt.	8mm	36-10mm	3/8" Drive Deep Metric Socket, 12 Pt.	10mm
30-09mm	3/8" Drive Standard Metric Socket, 6 Pt.	9mm	36-11mm	3/8" Drive Deep Metric Socket, 12 Pt.	11mm
30-10mm	3/8" Drive Standard Metric Socket, 6 Pt.	10mm	36-12mm	3/8" Drive Deep Metric Socket, 12 Pt.	12mm
30-11mm	3/8" Drive Standard Metric Socket, 6 Pt.	11mm	36-13mm	3/8" Drive Deep Metric Socket, 12 Pt.	13mm
30-12mm	3/8" Drive Standard Metric Socket, 6 Pt.	12mm	36-14mm	3/8" Drive Deep Metric Socket, 12 Pt.	14mm
30-13mm	3/8" Drive Standard Metric Socket, 6 Pt.	13mm	36-15mm	3/8" Drive Deep Metric Socket, 12 Pt.	15mm
30-14mm	3/8" Drive Standard Metric Socket, 6 Pt.	14mm	36-17mm	3/8" Drive Deep Metric Socket, 12 Pt.	17mm
30-15mm	3/8" Drive Standard Metric Socket, 6 Pt.	15mm	36-19mm	3/8" Drive Deep Metric Socket, 12 Pt.	19mm
30-16mm	3/8" Drive Standard Metric Socket, 6 Pt.	16mm			
30-17mm	3/8" Drive Standard Metric Socket, 6 Pt.	17mm			
30-18mm	3/8" Drive Standard Metric Socket, 6 Pt.	18mm			
30-19mm	3/8" Drive Standard Metric Socket, 6 Pt.	19mm			
31-08mm	3/8" Drive Standard Metric Socket, 12 Pt.	8mm			
31-09mm	3/8" Drive Standard Metric Socket, 12 Pt.	9mm			
31-10mm	3/8" Drive Standard Metric Socket, 12 Pt.	10mm			
31-11mm	3/8" Drive Standard Metric Socket, 12 Pt.	11mm			
31-12mm	3/8" Drive Standard Metric Socket, 12 Pt.	12mm			
31-13mm	3/8" Drive Standard Metric Socket, 12 Pt.	13mm			
31-14mm	3/8" Drive Standard Metric Socket, 12 Pt.	14mm			
31-15mm	3/8" Drive Standard Metric Socket, 12 Pt.	15mm			
31-16mm	3/8" Drive Standard Metric Socket, 12 Pt.	16mm			
31-17mm	3/8" Drive Standard Metric Socket, 12 Pt.	17mm			
31-18mm	3/8" Drive Standard Metric Socket, 12 Pt.	18mm			
31-19mm	3/8" Drive Standard Metric Socket, 12 Pt.	19mm			
31-20mm	3/8" Drive Standard Metric Socket, 12 Pt.	20mm			
31-21mm	3/8" Drive Standard Metric Socket, 12 Pt.	21mm			
31-22mm	3/8" Drive Standard Metric Socket, 12 Pt.	22mm			
32-02mm	3/8" Drive Metric Hex Bit Socket	2mm			
32-02.5mm	3/8" Drive Metric Hex Bit Socket	2.5mm			

Note: Display Board measures 24" x 24".
Display Header measures 24" x 5".



DISPLAY BOARDS

DISPLAY BOARDS



CHROME SOCKETS & ACCESSORIES



DISPLAY BOARDS



FRACTIONAL HANDLES & ATTACHMENTS

D983—34 Pieces, 3/8" Drive Handles & Attachments

PART NUMBER	DESCRIPTION	SIZE
1012	3/8" Drive Crowfoot Wrench	3/8"
E1014	3/8" Drive Crowfoot Wrench	7/16"
1016	3/8" Drive Crowfoot Wrench	1/2"
E1018	3/8" Drive Crowfoot Wrench	9/16"
1020	3/8" Drive Crowfoot Wrench	5/8"
1022	3/8" Drive Crowfoot Wrench	11/16"
E1024	3/8" Drive Crowfoot Wrench	3/4"
1026	3/8" Drive Crowfoot Wrench	13/16"
1028	3/8" Drive Crowfoot Wrench	7/8"
1032	3/8" Drive Crowfoot Wrench	1"
3400	3/8" Drive Ratchet, Nitrile Grip	1-1/2"
3402	3/8" Drive Extension	1-1/2"
3403	3/8" Drive Extension	3"
3405	3/8" Drive Extension	5"
3409	3/8" Drive Wobble Extension	1-1/2"
3410	3/8" Drive Wobble Extension	3"
3411	3/8" Drive Wobble Extension	6"
3412	3/8" Drive Extension	12"
3413	3/8" Drive Locking Adaptor	
3425	3/8" Drive Long Ratchet	10"
3426	3/8" Drive Ratchet, Knurled Grip	7"
3427	3/8" Drive Ratchet, Knurled Grip Flex Handle	9-11/16"
3428	3/8" Drive Ratchet, Nitrile Grip	10-3/4"
3429	3/8" Drive Ratchet, Bent Flex Nitrile Grip	10-3/4"
3430	3/8" Drive Ratchet, Compact	4-3/4"
3435	3/8" Drive Flex Handle	8-15/32"
3438	3/8" Drive Flex Handle	9-11/16"
3439	3/8" Drive Flex Handle	10-3/4"
3440	3/8" Drive Ratchet, Compact Flex Head	10"
3443	3/8" Drive Sliding T	7"
3445L	3/8" Drive Speeder	14-1/2"
3480	3/8" Drive Ratchet, Pear-Shaped Open Head	7-7/8"
3482	Open-Head Combination 1/4" & 3/8" Ratchet	
3490	3/8" Drive Ratchet, Double Pawl, Contour Handle	7-1/32"

Note: Display Board measures 24" x 24". Display Header measures 24" x 5".

FRACTIONAL SOCKETS

D984—91 Pieces, 3/8" Drive 6 Pt. & 12 Pt. Sockets

PART NUMBER	DESCRIPTION	SIZE	PART NUMBER	DESCRIPTION	SIZE
3008	3/8" Drive Standard Socket, 6 Pt.	1/4"	3328	3/8" Drive Special 8 Pt. Standard Socket	7/8"
3010	3/8" Drive Standard Socket, 6 Pt.	5/16"	3452	3/8" Drive Adaptor	
3012	3/8" Drive Standard Socket, 6 Pt.	3/8"	3454	3/8" Drive Adaptor	
3014	3/8" Drive Standard Socket, 6 Pt.	7/16"	3475	3/8" Drive Universal	
3016	3/8" Drive Standard Socket, 6 Pt.	1/2"	3508	3/8" Drive Deep Socket, 6 Pt.	1/4"
3018	3/8" Drive Standard Socket, 6 Pt.	9/16"	3510	3/8" Drive Deep Socket, 6 Pt.	5/16"
3020	3/8" Drive Standard Socket, 6 Pt.	5/8"	3512	3/8" Drive Deep Socket, 6 Pt.	3/8"
3022	3/8" Drive Standard Socket, 6 Pt.	11/16"	3514	3/8" Drive Deep Socket, 6 Pt.	7/16"
3024	3/8" Drive Standard Socket, 6 Pt.	3/4"	3516	3/8" Drive Deep Socket, 6 Pt.	1/2"
3026	3/8" Drive Standard Socket, 6 Pt.	13/16"	3518	3/8" Drive Deep Socket, 6 Pt.	9/16"
3028	3/8" Drive Standard Socket, 6 Pt.	7/8"	3520	3/8" Drive Deep Socket, 6 Pt.	5/8"
3030	3/8" Drive Standard Socket, 6 Pt.	15/16"	3522	3/8" Drive Deep Socket, 6 Pt.	11/16"
3032	3/8" Drive Standard Socket, 6 Pt.	1"	3524	3/8" Drive Deep Socket, 6 Pt.	3/4"
3108	3/8" Drive Standard Socket, 12 Pt.	1/4"	3526	3/8" Drive Deep Socket, 6 Pt.	13/16"
3110	3/8" Drive Standard Socket, 12 Pt.	5/16"	3528	3/8" Drive Deep Socket, 6 Pt.	7/8"
3112	3/8" Drive Standard Socket, 12 Pt.	3/8"	3530	3/8" Drive Deep Socket, 6 Pt.	15/16"
3114	3/8" Drive Standard Socket, 12 Pt.	7/16"	3532	3/8" Drive Deep Socket, 6 Pt.	1"
3116	3/8" Drive Standard Socket, 12 Pt.	1/2"	3588	3/8" Drive Spark Plug Holding Socket	18mm
3118	3/8" Drive Standard Socket, 12 Pt.	9/16"	3590	3/8" Drive Spark Plug Holding Socket	5/8"
3120	3/8" Drive Standard Socket, 12 Pt.	5/8"	3596	3/8" Drive Spark Plug Holding Socket	13/16"
3122	3/8" Drive Standard Socket, 12 Pt.	11/16"	3612	3/8" Drive Deep Socket, 12 Pt.	3/8"
3124	3/8" Drive Standard Socket, 12 Pt.	3/4"	3614	3/8" Drive Deep Socket, 12 Pt.	7/16"
3126	3/8" Drive Standard Socket, 12 Pt.	13/16"	3616	3/8" Drive Deep Socket, 12 Pt.	1/2"
3128	3/8" Drive Standard Socket, 12 Pt.	7/8"	3618	3/8" Drive Deep Socket, 12 Pt.	9/16"
3130	3/8" Drive Standard Socket, 12 Pt.	15/16"	3620	3/8" Drive Deep Socket, 12 Pt.	5/8"
3132	3/8" Drive Standard Socket, 12 Pt.	1"	3622	3/8" Drive Deep Socket, 12 Pt.	11/16"
3204	3/8" Drive Hex Bit Socket	1/8"	3624	3/8" Drive Deep Socket, 12 Pt.	3/4"
3205	3/8" Drive Hex Bit Socket	5/32"	3626	3/8" Drive Deep Socket, 12 Pt.	13/16"
3206	3/8" Drive Hex Bit Socket	3/16"	3628	3/8" Drive Deep Socket, 12 Pt.	7/8"
3207	3/8" Drive Hex Bit Socket	7/32"	3630	3/8" Drive Deep Socket, 12 Pt.	5/16"
3208	3/8" Drive Hex Bit Socket	1/4"	3632	3/8" Drive Deep Socket, 12 Pt.	1"
3210	3/8" Drive Hex Bit Socket	5/16"	3712	3/8" Drive Flex Socket, 12 Pt.	3/8"
3212	3/8" Drive Hex Bit Socket	3/8"	3714	3/8" Drive Flex Socket, 12 Pt.	7/16"
32L06	3/8" Drive Long Hex Bit Socket	3/16"	3716	3/8" Drive Flex Socket, 12 Pt.	1/2"
32L08	3/8" Drive Long Hex Bit Socket	1/4"	3718	3/8" Drive Flex Socket, 12 Pt.	9/16"
32L12	3/8" Drive Long Hex Bit Socket	3/8"	3720	3/8" Drive Flex Socket, 12 Pt.	5/8"
3260	3/8" Drive Standard Screwdriver Socket with Bit	1/4"	3722	3/8" Drive Flex Socket, 12 Pt.	11/16"
3261	3/8" Drive Standard Screwdriver Socket with Bit	5/16"	3724	3/8" Drive Flex Socket, 12 Pt.	3/4"
3262	3/8" Drive Standard Screwdriver Socket with Bit	3/8"			
3265	3/8" Drive Phillips Screwdriver Socket with Bit	#1			
3266	3/8" Drive Phillips Screwdriver Socket with Bit	#2			
3267	3/8" Drive Phillips Screwdriver Socket with Bit	#3			
3268	3/8" Drive Phillips Screwdriver Socket with Bit	#4			
3308	3/8" Drive Special 8 Pt. Standard Socket	1/4"			
3310	3/8" Drive Special 8 Pt. Standard Socket	5/16"			
3312	3/8" Drive Special 8 Pt. Standard Socket	3/8"			
3314	3/8" Drive Special 8 Pt. Standard Socket	7/16"			
3316	3/8" Drive Special 8 Pt. Standard Socket	1/2"			
3318	3/8" Drive Special 8 Pt. Standard Socket	9/16"			
3320	3/8" Drive Special 8 Pt. Standard Socket	5/8"			
3322	3/8" Drive Special 8 Pt. Standard Socket	11/16"			
3324	3/8" Drive Special 8 Pt. Standard Socket	3/4"			
3326	3/8" Drive Special 8 Pt. Standard Socket	13/16"			

Note: Display Board measures 24" x 24". Display Header measures 24" x 5".



DISPLAY BOARDS



CHROME SOCKETS & ACCESSORIES



FRACTIONAL SOCKETS, HANDLES & ATTACHMENTS

D949—16 Pieces, 3/4" Drive 12 Pt. Sockets, Handles & Attachments

PART NUMBER	DESCRIPTION	SIZE
6124	3/4" Drive Standard Socket, 12 Pt.	3/4"
6126	3/4" Drive Standard Socket, 12 Pt.	13/16"
6128	3/4" Drive Standard Socket, 12 Pt.	7/8"
6130	3/4" Drive Standard Socket, 12 Pt.	15/16"
6132	3/4" Drive Standard Socket, 12 Pt.	1"
6134	3/4" Drive Standard Socket, 12 Pt.	1-1/16"
6136	3/4" Drive Standard Socket, 12 Pt.	1-1/8"
6138	3/4" Drive Standard Socket, 12 Pt.	1-3/16"
6140	3/4" Drive Standard Socket, 12 Pt.	1-1/4"
6400	3/4" Drive Ratchet, Knurled Steel Handle	24"
6403	3/4" Drive 3-1/2" Extension	
6408	3/4" Drive 8" Extension	
6416	3/4" Drive 16" Extension	
6435	3/4" Drive Flex Handle	21-5/8"
6443	3/4" Drive Sliding T	17-1/2"
6475	3/4" Drive Universal	3-3/16"

Note: Display Board measures 24" x 24". Display Header measures 24" x 5".



FRACTIONAL STANDARD & DEEP SOCKETS

D950—30 Pieces, 3/4" Drive 12 Pt. Standard & Deep Sockets

PART NUMBER	DESCRIPTION	SIZE
6142	3/4" Drive Standard Socket, 12 Pt.	1-5/16"
6144	3/4" Drive Standard Socket, 12 Pt.	1-3/8"
6146	3/4" Drive Standard Socket, 12 Pt.	1-7/16"
6148	3/4" Drive Standard Socket, 12 Pt.	1-1/2"
6150	3/4" Drive Standard Socket, 12 Pt.	1-9/16"
6152	3/4" Drive Standard Socket, 12 Pt.	1-5/8"
6154	3/4" Drive Standard Socket, 12 Pt.	1-11/16"
6156	3/4" Drive Standard Socket, 12 Pt.	1-3/4"
6158	3/4" Drive Standard Socket, 12 Pt.	1-13/16"
6160	3/4" Drive Standard Socket, 12 Pt.	1-7/8"
6164	3/4" Drive Standard Socket, 12 Pt.	2"
6166	3/4" Drive Standard Socket, 12 Pt.	2-1/16"
6168	3/4" Drive Standard Socket, 12 Pt.	2-1/8"
6170	3/4" Drive Standard Socket, 12 Pt.	2-3/16"
6172	3/4" Drive Standard Socket, 12 Pt.	2-1/4"
6176	3/4" Drive Standard Socket, 12 Pt.	2-3/8"
6524	3/4" Drive Deep Socket, 6 Pt.	3/4"
6526	3/4" Drive Deep Socket, 6 Pt.	1-3/16"
6528	3/4" Drive Deep Socket, 6 Pt.	7/8"
6530	3/4" Drive Deep Socket, 6 Pt.	15/16"
6532	3/4" Drive Deep Socket, 6 Pt.	1"
6534	3/4" Drive Deep Socket, 6 Pt.	1-1/16"
6536	3/4" Drive Deep Socket, 6 Pt.	1-1/8"
6538	3/4" Drive Deep Socket, 6 Pt.	1-3/16"
6540	3/4" Drive Deep Socket, 6 Pt.	1-1/4"
6542	3/4" Drive Deep Socket, 6 Pt.	1-5/16"
6544	3/4" Drive Deep Socket, 6 Pt.	1-3/8"
6546	3/4" Drive Deep Socket, 6 Pt.	1-7/16"
6548	3/4" Drive Deep Socket, 6 Pt.	1-1/2"
6552	3/4" Drive Deep Socket, 6 Pt.	1-5/8"

Note: Display Board measures 24" x 24". Display Header measures 24" x 5".



FRACTIONAL SOCKETS, HANDLES & ATTACHMENTS

D951—24 Pieces, 1" Drive 12 Pt. Standard Sockets, Handles & Attachments
D952—13 Pieces, 1" Drive 12 Pt. Standard Sockets, Handles & Attachments

PART NUMBER	DESCRIPTION	SIZE
D951		
8134	1" Drive Standard Socket, 12 Pt.	1-1/16"
8136	1" Drive Standard Socket, 12 Pt.	1-1/8"
8138	1" Drive Standard Socket, 12 Pt.	1-3/16"
8140	1" Drive Standard Socket, 12 Pt.	1-1/4"
8142	1" Drive Standard Socket, 12 Pt.	1-5/16"
8144	1" Drive Standard Socket, 12 Pt.	1-3/8"
8146	1" Drive Standard Socket, 12 Pt.	1-7/16"
8148	1" Drive Standard Socket, 12 Pt.	1-1/2"
8152	1" Drive Standard Socket, 12 Pt.	1-5/8"
8154	1" Drive Standard Socket, 12 Pt.	1-11/16"
8156	1" Drive Standard Socket, 12 Pt.	1-3/4"
8158	1" Drive Standard Socket, 12 Pt.	1-13/16"
8160	1" Drive Standard Socket, 12 Pt.	1-7/8"
8162	1" Drive Standard Socket, 12 Pt.	1-15/16"
8164	1" Drive Standard Socket, 12 Pt.	2"
8168	1" Drive Standard Socket, 12 Pt.	2-1/8"
8170	1" Drive Standard Socket, 12 Pt.	2-3/16"
8172	1" Drive Standard Socket, 12 Pt.	2-1/4"
8174	1" Drive Standard Socket, 12 Pt.	2-5/16"
8400	1" Drive Ratchet, Knurled Steel Handle	30"
8408	1" Drive Extension	8"
8417	1" Drive Extension	17"
8435	1" Drive Flex Handle	26"
8443	1" Drive Sliding T	22"

PART NUMBER	DESCRIPTION	SIZE
D952		
8176	1" Drive Standard Socket, 12 Pt.	2-3/8"
8178	1" Drive Standard Socket, 12 Pt.	2-7/16"
8180	1" Drive Standard Socket, 12 Pt.	2-1/2"
8182	1" Drive Standard Socket, 12 Pt.	2-9/16"
8184	1" Drive Standard Socket, 12 Pt.	2-5/8"
8188	1" Drive Standard Socket, 12 Pt.	2-3/4"
8190	1" Drive Standard Socket, 12 Pt.	2-13/16"
8194	1" Drive Standard Socket, 12 Pt.	2-15/16"
8196	1" Drive Standard Socket, 12 Pt.	3"
8197	1" Drive Standard Socket, 12 Pt.	3-1/8"
8198	1" Drive Standard Socket, 12 Pt.	2-3/8"
8199	1" Drive Standard Socket, 12 Pt.	3-1/2"
8402	1" Drive Renewal Kit for 8400 & 8425 Ratchets	

Note: Each Display Board measures 24" x 24". Display Header measures 24" x 5".



CHROME SOCKETS




FRACTIONAL STANDARD & DEEP SOCKETS

D947—61 Pieces, 1/2" Drive 6 Pt. Standard & Deep Sockets

PART NUMBER	DESCRIPTION	SIZE
4012	1/2" Drive Standard Socket, 6 Pt.	3/8"
4014	1/2" Drive Standard Socket, 6 Pt.	7/16"
4016	1/2" Drive Standard Socket, 6 Pt.	1/2"
4018	1/2" Drive Standard Socket, 6 Pt.	9/16"
4020	1/2" Drive Standard Socket, 6 Pt.	5/8"
4022	1/2" Drive Standard Socket, 6 Pt.	11/16"
4024	1/2" Drive Standard Socket, 6 Pt.	3/4"
4026	1/2" Drive Standard Socket, 6 Pt.	13/16"
4028	1/2" Drive Standard Socket, 6 Pt.	7/8"
4030	1/2" Drive Standard Socket, 6 Pt.	15/16"
4032	1/2" Drive Standard Socket, 6 Pt.	1"
4034	1/2" Drive Standard Socket, 6 Pt.	1-1/16"
4036	1/2" Drive Standard Socket, 6 Pt.	1-1/8"
4038	1/2" Drive Standard Socket, 6 Pt.	1-3/16"
4040	1/2" Drive Standard Socket, 6 Pt.	1-1/4"
4042	1/2" Drive Standard Socket, 6 Pt.	1-5/16"
4044	1/2" Drive Standard Socket, 6 Pt.	1-3/8"
4046	1/2" Drive Standard Socket, 6 Pt.	1-7/16"
4048	1/2" Drive Standard Socket, 6 Pt.	1-1/2"
4208	1/2" Drive Hex Bits Socket	1/4"
4210	1/2" Drive Hex Bits Socket	5/16"
4212	1/2" Drive Hex Bits Socket	3/8"
4214	1/2" Drive Hex Bits Socket	7/16"
4216	1/2" Drive Hex Bits Socket	1/2"
4218	1/2" Drive Hex Bits Socket	9/16"
4220	1/2" Drive Hex Bits Socket	5/8"
4312	1/2" Drive Special 8 Pt. Standard Socket	3/8"
4314	1/2" Drive Special 8 Pt. Standard Socket	7/16"
4316	1/2" Drive Special 8 Pt. Standard Socket	1/2"
4318	1/2" Drive Special 8 Pt. Standard Socket	9/16"
4320	1/2" Drive Special 8 Pt. Standard Socket	5/8"
4322	1/2" Drive Special 8 Pt. Standard Socket	11/16"
4324	1/2" Drive Special 8 Pt. Standard Socket	3/4"
4326	1/2" Drive Special 8 Pt. Standard Socket	13/16"
4328	1/2" Drive Special 8 Pt. Standard Socket	7/8"
4330	1/2" Drive Special 8 Pt. Standard Socket	15/16"
4332	1/2" Drive Special 8 Pt. Standard Socket	1"
4334	1/2" Drive Special 8 Pt. Standard Socket	1-1/16"
4336	1/2" Drive Special 8 Pt. Standard Socket	1-1/8"
4340	1/2" Drive Special 8 Pt. Standard Socket	1-1/4"
4512	1/2" Drive Deep Socket, 6 Pt.	3/8"
4514	1/2" Drive Deep Socket, 6 Pt.	7/16"

PART NUMBER	DESCRIPTION	SIZE
4516	1/2" Drive Deep Socket, 6 Pt.	1/2"
4518	1/2" Drive Deep Socket, 6 Pt.	9/16"
4520	1/2" Drive Deep Socket, 6 Pt.	5/8"
4522	1/2" Drive Deep Socket, 6 Pt.	11/16"
4524	1/2" Drive Deep Socket, 6 Pt.	3/4"
4526	1/2" Drive Deep Socket, 6 Pt.	13/16"
4528	1/2" Drive Deep Socket, 6 Pt.	7/8"
4530	1/2" Drive Deep Socket, 6 Pt.	15/16"
4532	1/2" Drive Deep Socket, 6 Pt.	1"
4534	1/2" Drive Deep Socket, 6 Pt.	1-1/16"
4536	1/2" Drive Deep Socket, 6 Pt.	1-1/8"
4540	1/2" Drive Deep Socket, 6 Pt.	1-1/4"
4542	1/2" Drive Deep Socket, 6 Pt.	1-5/8"
4544	1/2" Drive Deep Socket, 6 Pt.	1-3/8"
4546	1/2" Drive Deep Socket, 6 Pt.	1-7/16"
4548	1/2" Drive Deep Socket, 6 Pt.	1-1/2"
4590	1/2" Drive Spark Plug Holding Socket	5/8"
4596	1/2" Drive Spark Plug Holding Socket	13/16"
4598	1/2" Drive Spark Plug Holding Socket	7/8"

Note: Display Board measures 24" x 24".
Display Header measures 24" x 5".



DISPLAY BOARDS

FRACTIONAL STANDARD & DEEP SOCKETS

D948—40 Pieces, 1/2" Drive 12 Pt. Standard & Deep Sockets

PART NUMBER	DESCRIPTION	SIZE
4112	1/2" Drive Standard Socket, 12 Pt.	3/8"
4114	1/2" Drive Standard Socket, 12 Pt.	7/16"
4116	1/2" Drive Standard Socket, 12 Pt.	1/2"
4118	1/2" Drive Standard Socket, 12 Pt.	9/16"
4120	1/2" Drive Standard Socket, 12 Pt.	5/8"
4122	1/2" Drive Standard Socket, 12 Pt.	11/16"
4124	1/2" Drive Standard Socket, 12 Pt.	3/4"
4126	1/2" Drive Standard Socket, 12 Pt.	13/16"
4128	1/2" Drive Standard Socket, 12 Pt.	7/8"
4130	1/2" Drive Standard Socket, 12 Pt.	15/16"
4132	1/2" Drive Standard Socket, 12 Pt.	1"
4134	1/2" Drive Standard Socket, 12 Pt.	1-1/16"
4136	1/2" Drive Standard Socket, 12 Pt.	1-1/8"
4138	1/2" Drive Standard Socket, 12 Pt.	1-3/16"
4140	1/2" Drive Standard Socket, 12 Pt.	1-1/4"
4142	1/2" Drive Standard Socket, 12 Pt.	1-5/16"
4144	1/2" Drive Standard Socket, 12 Pt.	1-3/8"
4146	1/2" Drive Standard Socket, 12 Pt.	1-7/16"
4148	1/2" Drive Standard Socket, 12 Pt.	1-1/2"
4453	1/2" Drive Adaptor	
4475	1/2" Drive Universal	
4612	1/2" Drive Deep Socket, 12 Pt.	3/8"
4614	1/2" Drive Deep Socket, 12 Pt.	7/16"
4616	1/2" Drive Deep Socket, 12 Pt.	1/2"
4618	1/2" Drive Deep Socket, 12 Pt.	9/16"
4620	1/2" Drive Deep Socket, 12 Pt.	5/8"
4622	1/2" Drive Deep Socket, 12 Pt.	11/16"
4624	1/2" Drive Deep Socket, 12 Pt.	3/4"
4626	1/2" Drive Deep Socket, 12 Pt.	13/16"
4628	1/2" Drive Deep Socket, 12 Pt.	7/8"
4630	1/2" Drive Deep Socket, 12 Pt.	15/16"
4632	1/2" Drive Deep Socket, 12 Pt.	1"
4634	1/2" Drive Deep Socket, 12 Pt.	1-1/16"
4636	1/2" Drive Deep Socket, 12 Pt.	1-1/8"
4638	1/2" Drive Deep Socket, 12 Pt.	1-3/16"
4640	1/2" Drive Deep Socket, 12 Pt.	1-1/4"
4642	1/2" Drive Deep Socket, 12 Pt.	1-5/16"
4644	1/2" Drive Deep Socket, 12 Pt.	1-3/8"
4646	1/2" Drive Deep Socket, 12 Pt.	1-7/16"
4648	1/2" Drive Deep Socket, 12 Pt.	1-1/2"

Note: Display Board measures 24" x 24". Display Header measures 24" x 5".



DISPLAY BOARDS



CHROME SOCKETS

METRIC SOCKETS

D958—61 Pieces, 1/2" & 3/4" Drive 12 Pt. Sockets

PART NUMBER	DESCRIPTION	SIZE
41-09mm	1/2" Drive Metric Standard Socket, 12 Pt.	9mm
41-10mm	1/2" Drive Metric Standard Socket, 12 Pt.	10mm
41-11mm	1/2" Drive Metric Standard Socket, 12 Pt.	11mm
41-12mm	1/2" Drive Metric Standard Socket, 12 Pt.	12mm
41-13mm	1/2" Drive Metric Standard Socket, 12 Pt.	13mm
41-14mm	1/2" Drive Metric Standard Socket, 12 Pt.	14mm
41-15mm	1/2" Drive Metric Standard Socket, 12 Pt.	15mm
41-16mm	1/2" Drive Metric Standard Socket, 12 Pt.	16mm
41-17mm	1/2" Drive Metric Standard Socket, 12 Pt.	17mm
41-18mm	1/2" Drive Metric Standard Socket, 12 Pt.	18mm
41-19mm	1/2" Drive Metric Standard Socket, 12 Pt.	19mm
41-20mm	1/2" Drive Metric Standard Socket, 12 Pt.	20mm
41-21mm	1/2" Drive Metric Standard Socket, 12 Pt.	21mm
41-22mm	1/2" Drive Metric Standard Socket, 12 Pt.	22mm
41-23mm	1/2" Drive Metric Standard Socket, 12 Pt.	23mm
41-24mm	1/2" Drive Metric Standard Socket, 12 Pt.	24mm
41-25mm	1/2" Drive Metric Standard Socket, 12 Pt.	25mm
41-26mm	1/2" Drive Metric Standard Socket, 12 Pt.	26mm
41-27mm	1/2" Drive Metric Standard Socket, 12 Pt.	27mm
41-30mm	1/2" Drive Metric Standard Socket, 12 Pt.	30mm
41-32mm	1/2" Drive Metric Standard Socket, 12 Pt.	32mm
41-36mm	1/2" Drive Metric Standard Socket, 12 Pt.	36mm
42-06mm	1/2" Drive Metric Hex Bit Socket	6mm
42-08mm	1/2" Drive Metric Hex Bit Socket	8mm
42-10mm	1/2" Drive Metric Hex Bit Socket	10mm
42-12mm	1/2" Drive Metric Hex Bit Socket	12mm
42-14mm	1/2" Drive Metric Hex Bit Socket	14mm
42-17mm	1/2" Drive Metric Hex Bit Socket	17mm
46-15mm	1/2" Drive Metric Deep Socket, 12 Pt.	15mm
46-17mm	1/2" Drive Metric Deep Socket, 12 Pt.	17mm
46-18mm	1/2" Drive Metric Deep Socket, 12 Pt.	18mm
46-19mm	1/2" Drive Metric Deep Socket, 12 Pt.	19mm
46-20mm	1/2" Drive Metric Deep Socket, 12 Pt.	20mm
46-21mm	1/2" Drive Metric Deep Socket, 12 Pt.	21mm
46-22mm	1/2" Drive Metric Deep Socket, 12 Pt.	22mm
46-24mm	1/2" Drive Metric Deep Socket, 12 Pt.	24mm
46-25mm	1/2" Drive Metric Deep Socket, 12 Pt.	25mm
46-26mm	1/2" Drive Metric Deep Socket, 12 Pt.	26mm
61-19mm	3/4" Drive Metric Standard Socket, 12 Pt.	19mm
61-21mm	3/4" Drive Metric Standard Socket, 12 Pt.	21mm
61-22mm	3/4" Drive Metric Standard Socket, 12 Pt.	22mm

PART NUMBER	DESCRIPTION	SIZE
61-23mm	3/4" Drive Metric Standard Socket, 12 Pt.	23mm
61-24mm	3/4" Drive Metric Standard Socket, 12 Pt.	24mm
61-25mm	3/4" Drive Metric Standard Socket, 12 Pt.	25mm
61-26mm	3/4" Drive Metric Standard Socket, 12 Pt.	26mm
61-27mm	3/4" Drive Metric Standard Socket, 12 Pt.	27mm
61-28mm	3/4" Drive Metric Standard Socket, 12 Pt.	28mm
61-29mm	3/4" Drive Metric Standard Socket, 12 Pt.	29mm
61-30mm	3/4" Drive Metric Standard Socket, 12 Pt.	30mm
61-32mm	3/4" Drive Metric Standard Socket, 12 Pt.	32mm
61-35mm	3/4" Drive Metric Standard Socket, 12 Pt.	35mm
61-36mm	3/4" Drive Metric Standard Socket, 12 Pt.	36mm
61-38mm	3/4" Drive Metric Standard Socket, 12 Pt.	38mm
61-41mm	3/4" Drive Metric Standard Socket, 12 Pt.	41mm
61-42mm	3/4" Drive Metric Standard Socket, 12 Pt.	42mm
61-46mm	3/4" Drive Metric Standard Socket, 12 Pt.	46mm
61-50mm	3/4" Drive Metric Standard Socket, 12 Pt.	50mm
61-54mm	3/4" Drive Metric Standard Socket, 12 Pt.	54mm
61-55mm	3/4" Drive Metric Standard Socket, 12 Pt.	55mm
61-58mm	3/4" Drive Metric Standard Socket, 12 Pt.	58mm
61-60mm	3/4" Drive Metric Standard Socket, 12 Pt.	60mm

Note: Display Board measures 24" x 24".
Display Header measures 24" x 5".



DISPLAY BOARDS

CHROME ACCESSORIES



WRIGHT

FRACTIONAL HANDLES & ATTACHMENTS

D946—17 Pieces, 1/2" Drive Handles & Attachments



PART NUMBER	DESCRIPTION	SIZE
4400	1/2" Drive Ratchet, Nitrile Comfort Grip Handle	10-1/2"
4402	1/2" Drive Extension	1-1/2"
4405	1/2" Drive Extension	5"
4409	1/2" Drive Wobble Extension	1-1/2"
4410	1/2" Drive Extension	10"
4420	1/2" Drive Extension	20"
4425	1/2" Drive Ratchet, Long Knurled Grip Handle	15"
4426	1/2" Drive Ratchet, Knurled Grip Handle	10-1/4"
4435	1/2" Drive Flex Handle	18"
4437	1/2" Drive Flex Handle	10-5/8"
4438	1/2" Drive Flex Handle	18"
4439	1/2" Drive Flex Handle	18"
4443	1/2" Drive Sliding T	10-11/16"
4445L	1/2" Drive Speeder	16-3/4"
4480	1/2" Drive Ratchet, Open Head, Pear Shape	10-1/2"
4490	1/2" Drive Ratchet, Double Pawl, Contour Grip	11"
4494	1/2" Drive Ratchet, Double Pawl, Contour Grip	15"

Note: Display Board measures 24" x 24". Display Header measures 24" x 5".

DISPLAY BOARDS



IMPACT SOCKETS & ACCESSORIES



FRACTIONAL IMPACT SOCKETS & ATTACHMENTS

D953—55 Pieces, 1/2" Drive 6 Pt. & 12 Pt. Std. & Deep Impact Sockets & Attachments

PART NUMBER	DESCRIPTION	SIZE	PART NUMBER	DESCRIPTION	SIZE
4800	1/2" Drive Impact Universal Joint	2-11/16"	4930	1/2" Drive Deep Impact Socket, 6 Pt.	15/16"
4812	1/2" Drive Standard Impact Socket, 6 Pt.	3/8"	4932	1/2" Drive Deep Impact Socket, 6 Pt.	1"
4814	1/2" Drive Standard Impact Socket, 6 Pt.	7/16"	4934	1/2" Drive Deep Impact Socket, 6 Pt.	1-1/16"
4816	1/2" Drive Standard Impact Socket, 6 Pt.	1/2"	4936	1/2" Drive Deep Impact Socket, 6 Pt.	1-1/8"
4818	1/2" Drive Standard Impact Socket, 6 Pt.	9/16"	4940	1/2" Drive Deep Impact Socket, 6 Pt.	1-1/4"
4820	1/2" Drive Standard Impact Socket, 6 Pt.	5/8"	4942	1/2" Drive Deep Impact Socket, 6 Pt.	1-5/16"
4822	1/2" Drive Standard Impact Socket, 6 Pt.	11/16"	4944	1/2" Drive Deep Impact Socket, 6 Pt.	1-3/8"
4824	1/2" Drive Standard Impact Socket, 6 Pt.	3/4"	4946	1/2" Drive Deep Impact Socket, 6 Pt.	1-7/16"
4826	1/2" Drive Standard Impact Socket, 6 Pt.	13/16"	4948	1/2" Drive Deep Impact Socket, 6 Pt.	1-1/2"
4828	1/2" Drive Standard Impact Socket, 6 Pt.	7/8"	4964	1/2" Drive Deep Impact Socket, 12 Pt.	7/16"
4830	1/2" Drive Standard Impact Socket, 6 Pt.	15/16"	4966	1/2" Drive Deep Impact Socket, 12 Pt.	1/2"
4832	1/2" Drive Standard Impact Socket, 6 Pt.	1"	4968	1/2" Drive Deep Impact Socket, 12 Pt.	9/16"
4834	1/2" Drive Standard Impact Socket, 6 Pt.	1-1/16"	4970	1/2" Drive Deep Impact Socket, 12 Pt.	5/8"
4836	1/2" Drive Standard Impact Socket, 6 Pt.	1-1/8"	4972	1/2" Drive Deep Impact Socket, 12 Pt.	11/16"
4838	1/2" Drive Standard Impact Socket, 6 Pt.	1-3/16"	4974	1/2" Drive Deep Impact Socket, 12 Pt.	3/4"
4840	1/2" Drive Standard Impact Socket, 6 Pt.	1-1/4"			
4842	1/2" Drive Standard Impact Socket, 6 Pt.	1-5/16"			
4844	1/2" Drive Standard Impact Socket, 6 Pt.	1-3/8"			
4846	1/2" Drive Standard Impact Socket, 6 Pt.	1-7/16"			
4848	1/2" Drive Standard Impact Socket, 6 Pt.	1-1/2"			
4864	1/2" Drive Standard Impact Socket, 12 Pt.	7/16"			
4866	1/2" Drive Standard Impact Socket, 12 Pt.	1/2"			
4868	1/2" Drive Standard Impact Socket, 12 Pt.	9/16"			
4870	1/2" Drive Standard Impact Socket, 12 Pt.	5/8"			
4872	1/2" Drive Standard Impact Socket, 12 Pt.	11/16"			
4874	1/2" Drive Standard Impact Socket, 12 Pt.	3/4"			
4900	1/2" Drive Impact Adaptor				
4902	1/2" Drive Impact Adaptor				
4903	1/2" Drive Impact Pin Lock Extensions	2"			
4905	1/2" Drive Impact Ball Lock Extensions	5"			
4909	1/2" Drive Impact Pin Lock Extensions	10"			
4912	1/2" Drive Deep Impact Socket, 6 Pt.	3/8"			
4914	1/2" Drive Deep Impact Socket, 6 Pt.	7/16"			
4916	1/2" Drive Deep Impact Socket, 6 Pt.	1/2"			
4918	1/2" Drive Deep Impact Socket, 6 Pt.	9/16"			
4920	1/2" Drive Deep Impact Socket, 6 Pt.	5/8"			
4922	1/2" Drive Deep Impact Socket, 6 Pt.	11/16"			
4924	1/2" Drive Deep Impact Socket, 6 Pt.	3/4"			
4926	1/2" Drive Deep Impact Socket, 6 Pt.	13/16"			
4928	1/2" Drive Deep Impact Socket, 6 Pt.	7/8"			

Note: Each Display Board measures 24" x 24".
Display Header measures 24" x 5".



DISPLAY BOARDS



FRACTIONAL IMPACT SOCKETS & ATTACHMENTS

D985—44 Pieces, 3/4" Drive 6 Pt. & 12 Pt. Standard Impact Sockets & Attachments

PART NUMBER	DESCRIPTION	SIZE
6218	3/4" Drive Hex Bit Socket	9/16"
6220	3/4" Drive Hex Bit Socket	5/8"
6224	3/4" Drive Hex Bit Socket	3/4"
6228	3/4" Drive Hex Bit Socket	7/8"
6232	3/4" Drive Hex Bit Socket	1"
67H18	3/4" Drive Standard Impact Socket, 12 Pt.	9/16"
67H20	3/4" Drive Standard Impact Socket, 12 Pt.	5/8"
67H22	3/4" Drive Standard Impact Socket, 12 Pt.	11/16"
67H24	3/4" Drive Standard Impact Socket, 12 Pt.	3/4"
67H26	3/4" Drive Standard Impact Socket, 12 Pt.	13/16"
67H28	3/4" Drive Standard Impact Socket, 12 Pt.	7/8"
67H30	3/4" Drive Standard Impact Socket, 12 Pt.	15/16"
67H32	3/4" Drive Standard Impact Socket, 12 Pt.	1"
6800	3/4" Drive Impact Universal Joint	
6818	3/4" Drive Standard Impact Socket, 6 Pt.	9/16"
6820	3/4" Drive Standard Impact Socket, 6 Pt.	5/8"
6822	3/4" Drive Standard Impact Socket, 6 Pt.	11/16"
6824	3/4" Drive Standard Impact Socket, 6 Pt.	3/4"
6826	3/4" Drive Standard Impact Socket, 6 Pt.	13/16"
6828	3/4" Drive Standard Impact Socket, 6 Pt.	7/8"
6830	3/4" Drive Standard Impact Socket, 6 Pt.	15/16"
6832	3/4" Drive Standard Impact Socket, 6 Pt.	1"
6834	3/4" Drive Standard Impact Socket, 6 Pt.	1-1/16"
6836	3/4" Drive Standard Impact Socket, 6 Pt.	1-1/8"
6838	3/4" Drive Standard Impact Socket, 6 Pt.	1-3/16"
6840	3/4" Drive Standard Impact Socket, 6 Pt.	1-1/4"
6842	3/4" Drive Standard Impact Socket, 6 Pt.	1-5/16"
6844	3/4" Drive Standard Impact Socket, 6 Pt.	1-3/8"
6846	3/4" Drive Standard Impact Socket, 6 Pt.	1-7/16"
6848	3/4" Drive Standard Impact Socket, 6 Pt.	1-1/2"
6850	3/4" Drive Standard Impact Socket, 6 Pt.	1-9/16"
6852	3/4" Drive Standard Impact Socket, 6 Pt.	1-5/8"
6854	3/4" Drive Standard Impact Socket, 6 Pt.	1-11/16"
6856	3/4" Drive Standard Impact Socket, 6 Pt.	1-3/4"
6858	3/4" Drive Standard Impact Socket, 6 Pt.	1-13/16"
6860	3/4" Drive Standard Impact Socket, 6 Pt.	1-7/8"
6862	3/4" Drive Standard Impact Socket, 6 Pt.	1-15/16"
6864	3/4" Drive Standard Impact Socket, 6 Pt.	2"
6900	3/4" Drive Impact Adaptor	
6901	3/4" Drive Impact Adaptor	
6907	3/4" Drive Impact Extension	7"
6910	3/4" Drive Impact Extension	10"
6913	3/4" Drive Impact Extension	13"
8900	1" Drive Impact Adaptor	

Note: Each Display Board measures 24" x 24". Display Header measures 24" x 5".

DISPLAY BOARDS



IMPACT SOCKETS



DISPLAY BOARDS



FRACTIONAL DEEP IMPACT SOCKETS

0986—33 Pieces, 3/4" Drive 6 Pt. & 12 Pt. Deep Impact Sockets

PART NUMBER	DESCRIPTION	SIZE
6918	3/4" Drive Deep Impact, 6 Pt.	9/16"
6920	3/4" Drive Deep Impact, 6 Pt.	5/8"
6922	3/4" Drive Deep Impact, 6 Pt.	11/16"
6924	3/4" Drive Deep Impact, 6 Pt.	3/4"
6926	3/4" Drive Deep Impact, 6 Pt.	13/16"
6928	3/4" Drive Deep Impact, 6 Pt.	7/8"
6930	3/4" Drive Deep Impact, 6 Pt.	15/16"
6932	3/4" Drive Deep Impact, 6 Pt.	1"
6934	3/4" Drive Deep Impact, 6 Pt.	1-1/16"
6936	3/4" Drive Deep Impact, 6 Pt.	1-1/8"
6938	3/4" Drive Deep Impact, 6 Pt.	1-3/16"
6940	3/4" Drive Deep Impact, 6 Pt.	1-1/4"
6942	3/4" Drive Deep Impact, 6 Pt.	1-5/16"
6944	3/4" Drive Deep Impact, 6 Pt.	1-3/8"
6946	3/4" Drive Deep Impact, 6 Pt.	1-7/16"
6948	3/4" Drive Deep Impact, 6 Pt.	1-1/2"
6950	3/4" Drive Deep Impact, 6 Pt.	1-9/16"
6952	3/4" Drive Deep Impact, 6 Pt.	1-5/8"
6954	3/4" Drive Deep Impact, 6 Pt.	1-11/16"
6956	3/4" Drive Deep Impact, 6 Pt.	1-3/4"
6958	3/4" Drive Deep Impact, 6 Pt.	1-13/16"
6960	3/4" Drive Deep Impact, 6 Pt.	1-7/8"
6962	3/4" Drive Deep Impact, 6 Pt.	1-15/16"
6964	3/4" Drive Deep Impact, 6 Pt.	2"
6968	3/4" Drive Deep Impact, 6 Pt.	2-1/8"
6969	3/4" Drive Deep Impact, 12 Pt.	9/16"
6970	3/4" Drive Deep Impact, 12 Pt.	5/8"
6972	3/4" Drive Deep Impact, 12 Pt.	11/16"
6974	3/4" Drive Deep Impact, 12 Pt.	3/4"
6976	3/4" Drive Deep Impact, 12 Pt.	13/16"
6978	3/4" Drive Deep Impact, 12 Pt.	7/8"
6980	3/4" Drive Deep Impact, 12 Pt.	15/16"
6982	3/4" Drive Deep Impact, 12 Pt.	1"

Note: Each Display Board measures 24" x 24". Display Header measures 24" x 5".

METRIC IMPACT SOCKETS

0959—94 Pieces, 3/8" & 1/2" Drive 6 Pt. Standard & Deep Impact Sockets

PART NUMBER	DESCRIPTION	SIZE	PART NUMBER	DESCRIPTION	SIZE
38-06mm	3/8" Drive Metric Standard Impact Socket, 6 Pt.	6mm	48-17mm	1/2" Drive Metric Standard Impact Socket, 6 Pt.	17mm
38-07mm	3/8" Drive Metric Standard Impact Socket, 6 Pt.	7mm	48-18mm	1/2" Drive Metric Standard Impact Socket, 6 Pt.	18mm
38-08mm	3/8" Drive Metric Standard Impact Socket, 6 Pt.	8mm	48-19mm	1/2" Drive Metric Standard Impact Socket, 6 Pt.	19mm
38-09mm	3/8" Drive Metric Standard Impact Socket, 6 Pt.	9mm	48-20mm	1/2" Drive Metric Standard Impact Socket, 6 Pt.	20mm
38-10mm	3/8" Drive Metric Standard Impact Socket, 6 Pt.	10mm	48-21mm	1/2" Drive Metric Standard Impact Socket, 6 Pt.	21mm
38-11mm	3/8" Drive Metric Standard Impact Socket, 6 Pt.	11mm	48-22mm	1/2" Drive Metric Standard Impact Socket, 6 Pt.	22mm
38-12mm	3/8" Drive Metric Standard Impact Socket, 6 Pt.	12mm	48-23mm	1/2" Drive Metric Standard Impact Socket, 6 Pt.	23mm
38-13mm	3/8" Drive Metric Standard Impact Socket, 6 Pt.	13mm	48-24mm	1/2" Drive Metric Standard Impact Socket, 6 Pt.	24mm
38-14mm	3/8" Drive Metric Standard Impact Socket, 6 Pt.	14mm	48-25mm	1/2" Drive Metric Standard Impact Socket, 6 Pt.	25mm
38-15mm	3/8" Drive Metric Standard Impact Socket, 6 Pt.	15mm	48-26mm	1/2" Drive Metric Standard Impact Socket, 6 Pt.	26mm
38-16mm	3/8" Drive Metric Standard Impact Socket, 6 Pt.	16mm	48-27mm	1/2" Drive Metric Standard Impact Socket, 6 Pt.	27mm
38-17mm	3/8" Drive Metric Standard Impact Socket, 6 Pt.	17mm	48-28mm	1/2" Drive Metric Standard Impact Socket, 6 Pt.	28mm
38-18mm	3/8" Drive Metric Standard Impact Socket, 6 Pt.	18mm	48-30mm	1/2" Drive Metric Standard Impact Socket, 6 Pt.	30mm
38-19mm	3/8" Drive Metric Standard Impact Socket, 6 Pt.	19mm	48-32mm	1/2" Drive Metric Standard Impact Socket, 6 Pt.	32mm
38-50mm	3/8" Drive Metric Std. Univ. Power Socket, 6 Pt.	10mm	48-36mm	1/2" Drive Metric Standard Impact Socket, 6 Pt.	36mm
38-51mm	3/8" Drive Metric Std. Univ. Power Socket, 6 Pt.	11mm	49-10mm	1/2" Drive Metric Deep Impact Socket, 6 Pt.	10mm
38-52mm	3/8" Drive Metric Std. Univ. Power Socket, 6 Pt.	12mm	49-11mm	1/2" Drive Metric Deep Impact Socket, 6 Pt.	11mm
38-53mm	3/8" Drive Metric Std. Univ. Power Socket, 6 Pt.	13mm	49-12mm	1/2" Drive Metric Deep Impact Socket, 6 Pt.	12mm
38-54mm	3/8" Drive Metric Std. Univ. Power Socket, 6 Pt.	14mm	49-13mm	1/2" Drive Metric Deep Impact Socket, 6 Pt.	13mm
38-55mm	3/8" Drive Metric Std. Univ. Power Socket, 6 Pt.	15mm	49-14mm	1/2" Drive Metric Deep Impact Socket, 6 Pt.	14mm
38-56mm	3/8" Drive Metric Std. Univ. Power Socket, 6 Pt.	16mm	49-15mm	1/2" Drive Metric Deep Impact Socket, 6 Pt.	15mm
38-57mm	3/8" Drive Metric Std. Univ. Power Socket, 6 Pt.	17mm	49-16mm	1/2" Drive Metric Deep Impact Socket, 6 Pt.	16mm
38-58mm	3/8" Drive Metric Std. Univ. Power Socket, 6 Pt.	18mm	49-17mm	1/2" Drive Metric Deep Impact Socket, 6 Pt.	17mm
38-59mm	3/8" Drive Metric Std. Univ. Power Socket, 6 Pt.	19mm	49-18mm	1/2" Drive Metric Deep Impact Socket, 6 Pt.	18mm
39-06mm	3/8" Drive Metric Deep Impact Socket, 6 Pt.	6mm	49-19mm	1/2" Drive Metric Deep Impact Socket, 6 Pt.	19mm
39-07mm	3/8" Drive Metric Deep Impact Socket, 6 Pt.	7mm	49-20mm	1/2" Drive Metric Deep Impact Socket, 6 Pt.	20mm
39-08mm	3/8" Drive Metric Deep Impact Socket, 6 Pt.	8mm	49-21mm	1/2" Drive Metric Deep Impact Socket, 6 Pt.	21mm
39-09mm	3/8" Drive Metric Deep Impact Socket, 6 Pt.	9mm	49-22mm	1/2" Drive Metric Deep Impact Socket, 6 Pt.	22mm
39-10mm	3/8" Drive Metric Deep Impact Socket, 6 Pt.	10mm	49-23mm	1/2" Drive Metric Deep Impact Socket, 6 Pt.	23mm
39-11mm	3/8" Drive Metric Deep Impact Socket, 6 Pt.	11mm	49-24mm	1/2" Drive Metric Deep Impact Socket, 6 Pt.	24mm
39-12mm	3/8" Drive Metric Deep Impact Socket, 6 Pt.	12mm	49-27mm	1/2" Drive Metric Deep Impact Socket, 6 Pt.	27mm
39-13mm	3/8" Drive Metric Deep Impact Socket, 6 Pt.	13mm	49-29mm	1/2" Drive Metric Deep Impact Socket, 6 Pt.	29mm
39-14mm	3/8" Drive Metric Deep Impact Socket, 6 Pt.	14mm	49-30mm	1/2" Drive Metric Deep Impact Socket, 6 Pt.	30mm
39-15mm	3/8" Drive Metric Deep Impact Socket, 6 Pt.	15mm	49-32mm	1/2" Drive Metric Deep Impact Socket, 6 Pt.	32mm
39-16mm	3/8" Drive Metric Deep Impact Socket, 6 Pt.	16mm	49-34mm	1/2" Drive Metric Deep Impact Socket, 6 Pt.	34mm
39-17mm	3/8" Drive Metric Deep Impact Socket, 6 Pt.	17mm	49-35mm	1/2" Drive Metric Deep Impact Socket, 6 Pt.	35mm
39-18mm	3/8" Drive Metric Deep Impact Socket, 6 Pt.	18mm	49-36mm	1/2" Drive Metric Deep Impact Socket, 6 Pt.	36mm
39-19mm	3/8" Drive Metric Deep Impact Socket, 6 Pt.	19mm			
39-50mm	3/8" Drive Metric Deep Univ. Power Socket, 6 Pt.	10mm			
39-51mm	3/8" Drive Metric Deep Univ. Power Socket, 6 Pt.	11mm			
39-52mm	3/8" Drive Metric Deep Univ. Power Socket, 6 Pt.	12mm			
39-53mm	3/8" Drive Metric Deep Univ. Power Socket, 6 Pt.	13mm			
39-54mm	3/8" Drive Metric Deep Univ. Power Socket, 6 Pt.	14mm			
39-55mm	3/8" Drive Metric Deep Univ. Power Socket, 6 Pt.	15mm			
39-56mm	3/8" Drive Metric Deep Univ. Power Socket, 6 Pt.	16mm			
39-57mm	3/8" Drive Metric Deep Univ. Power Socket, 6 Pt.	17mm			
39-58mm	3/8" Drive Metric Deep Univ. Power Socket, 6 Pt.	18mm			
39-59mm	3/8" Drive Metric Deep Univ. Power Socket, 6 Pt.	19mm			
48-10mm	1/2" Drive Metric Standard Impact Socket, 6 Pt.	10mm			
48-11mm	1/2" Drive Metric Standard Impact Socket, 6 Pt.	11mm			
48-12mm	1/2" Drive Metric Standard Impact Socket, 6 Pt.	12mm			
48-13mm	1/2" Drive Metric Standard Impact Socket, 6 Pt.	13mm			
48-14mm	1/2" Drive Metric Standard Impact Socket, 6 Pt.	14mm			
48-15mm	1/2" Drive Metric Standard Impact Socket, 6 Pt.	15mm			
48-16mm	1/2" Drive Metric Standard Impact Socket, 6 Pt.	16mm			

Note: Each Display Board measures 24" x 24". Display Header measures 24" x 5".



DISPLAY BOARDS



IMPACT SOCKETS



METRIC IMPACT SOCKETS

D960—43 Pieces, 3/4" Drive 6 Pt. Standard & Deep Impact Sockets

PART NUMBER	DESCRIPTION	SIZE
62-14mm	3/4" Drive Metric Hex Bit Socket	14mm
62-17mm	3/4" Drive Metric Hex Bit Socket	17mm
62-19mm	3/4" Drive Metric Hex Bit Socket	19mm
62-22mm	3/4" Drive Metric Hex Bit Socket	22mm
62-24mm	3/4" Drive Metric Hex Bit Socket	24mm
68-17mm	3/4" Drive Metric Standard Impact Socket, 6 Pt.	17mm
68-19mm	3/4" Drive Metric Standard Impact Socket, 6 Pt.	19mm
68-20mm	3/4" Drive Metric Standard Impact Socket, 6 Pt.	20mm
68-21mm	3/4" Drive Metric Standard Impact Socket, 6 Pt.	21mm
68-22mm	3/4" Drive Metric Standard Impact Socket, 6 Pt.	22mm
68-23mm	3/4" Drive Metric Standard Impact Socket, 6 Pt.	23mm
68-24mm	3/4" Drive Metric Standard Impact Socket, 6 Pt.	24mm
68-26mm	3/4" Drive Metric Standard Impact Socket, 6 Pt.	26mm
68-27mm	3/4" Drive Metric Standard Impact Socket, 6 Pt.	27mm
68-28mm	3/4" Drive Metric Standard Impact Socket, 6 Pt.	28mm
68-29mm	3/4" Drive Metric Standard Impact Socket, 6 Pt.	29mm
68-30mm	3/4" Drive Metric Standard Impact Socket, 6 Pt.	30mm
68-32mm	3/4" Drive Metric Standard Impact Socket, 6 Pt.	32mm
68-33mm	3/4" Drive Metric Standard Impact Socket, 6 Pt.	33mm
68-34mm	3/4" Drive Metric Standard Impact Socket, 6 Pt.	34mm
68-35mm	3/4" Drive Metric Standard Impact Socket, 6 Pt.	35mm
68-36mm	3/4" Drive Metric Standard Impact Socket, 6 Pt.	36mm
68-38mm	3/4" Drive Metric Standard Impact Socket, 6 Pt.	38mm
68-41mm	3/4" Drive Metric Standard Impact Socket, 6 Pt.	41mm
68-42mm	3/4" Drive Metric Standard Impact Socket, 6 Pt.	42mm
68-43mm	3/4" Drive Metric Standard Impact Socket, 6 Pt.	43mm
68-46mm	3/4" Drive Metric Standard Impact Socket, 6 Pt.	46mm
68-50mm	3/4" Drive Metric Standard Impact Socket, 6 Pt.	50mm
69-19mm	3/4" Drive Metric Deep Impact Socket, 6 Pt.	19mm
69-21mm	3/4" Drive Metric Deep Impact Socket, 6 Pt.	21mm
69-22mm	3/4" Drive Metric Deep Impact Socket, 6 Pt.	22mm
69-23mm	3/4" Drive Metric Deep Impact Socket, 6 Pt.	23mm
69-24mm	3/4" Drive Metric Deep Impact Socket, 6 Pt.	24mm
69-26mm	3/4" Drive Metric Deep Impact Socket, 6 Pt.	26mm
69-27mm	3/4" Drive Metric Deep Impact Socket, 6 Pt.	27mm
69-30mm	3/4" Drive Metric Deep Impact Socket, 6 Pt.	30mm
69-32mm	3/4" Drive Metric Deep Impact Socket, 6 Pt.	32mm
69-33mm	3/4" Drive Metric Deep Impact Socket, 6 Pt.	33mm
69-35mm	3/4" Drive Metric Deep Impact Socket, 6 Pt.	35mm
69-36mm	3/4" Drive Metric Deep Impact Socket, 6 Pt.	36mm
69-38mm	3/4" Drive Metric Deep Impact Socket, 6 Pt.	38mm
69-41mm	3/4" Drive Metric Deep Impact Socket, 6 Pt.	41mm
69-43mm	3/4" Drive Metric Deep Impact Socket, 6 Pt.	43mm

Note: Each Display Board measures 24" x 24". Display Header measures 24" x 5".

DISPLAY BOARDS

SCREWDRIVERS



WRIGHT




SCREWDRIVERS

D973—28 Pieces, Jumbo Three-Flute Ergonomic Handle

PART NUMBER	DESCRIPTION	SIZE	PART NUMBER	DESCRIPTION	SIZE
9101	Phillips Screwdriver #2	1-1/2"	9137	Square Shank Standard Tip, 3/8"	12"
9103	Phillips Screwdriver #0	3"	9118	Cabinet Tip Screwdriver, 1/4"	10"
9104	Phillips Screwdriver #1	3"	9122	Round Shank Screwdriver, 1/4"	1-1/2"
9105	Phillips Screwdriver #2	4"	9123	Round Shank Screwdriver, 1/4"	4"
9106	Phillips Screwdriver #3	6"	9124	Round Shank Screwdriver, 1/4"	6"
9107	Phillips Screwdriver #1	8"	9125	Round Shank Screwdriver, 5/16"	6"
9108	Phillips Screwdriver #2	8"	9126	Round Shank Screwdriver, 3/8"	8"
9109	Phillips Screwdriver #4	8"	9127	Round Shank Screwdriver, 3/8"	10"
9112	Cabinet Tip Screwdriver, 1/8"	3"	9128	Round Shank Screwdriver, 3/8"	12"
9113	Cabinet Tip Screwdriver, 1/8"	5"	9132	Square Shank Screwdriver, 1/4"	4"
9162†	Cabinet Tip Screwdriver, 3/16"	3"	9133	Square Shank Screwdriver, 1/4"	6"
9115	Cabinet Tip Screwdriver, 3/16"	4"	9134	Square Shank Screwdriver, 5/16"	6"
9116	Cabinet Tip Screwdriver, 3/16"	6"	9135	Square Shank Standard Tip, 3/8"	8"
9117	Cabinet Tip Screwdriver, 3/16"	8"	9136	Square Shank Standard Tip, 3/8"	10"

Note: Each Display Board measures 24" x 24". Display Header measures 24" x 5".



SCREWDRIVERS

D974†—22 Pieces, Large Cushion Grip Handle

PART NUMBER	DESCRIPTION	SIZE
9141†	Cushion Grip Phillips Screwdriver #2	Stubby
9143†	Phillips Screwdriver #1	3"
9144†	Phillips Screwdriver #2	4"
9106†	Phillips Screwdriver #3	6"
9109†	Phillips Screwdriver #4	8"
9151†	Cushion Grip Round Shank Screwdriver 1/4"	1-1/2"
9152†	Cushion Grip Round Shank Screwdriver 1/4"	4"
9153†	Cushion Grip Round Shank Screwdriver 1/4"	6"
9154†	Cushion Grip Round Shank Screwdriver 5/16"	6"
9155†	Cushion Grip Round Shank Screwdriver 3/8"	8"
9156†	Cushion Grip Round Shank Screwdriver 3/8"	10"
9157†	Cushion Grip Round Shank Screwdriver 3/8"	12"
9162†	Cushion Grip Cabinet Tip Screwdriver 3/16"	3"
9164†	Cushion Grip Cabinet Tip Screwdriver 3/16"	6"
9165†	Cushion Grip Cabinet Tip Screwdriver 3/16"	8"
9166†	Cushion Grip Cabinet Tip Screwdriver 1/4"	10"
9172†	Cushion Grip Square Shank Screwdriver 1/4"	4"
9173†	Cushion Grip Square Shank Screwdriver 1/4"	6"
9174†	Cushion Grip Square Shank Screwdriver 5/16"	6"
9175†	Cushion Grip Square Shank Screwdriver 3/8"	8"
9176†	Cushion Grip Square Shank Screwdriver 3/8"	10"
9177†	Cushion Grip Square Shank Screwdriver 3/8"	12"


Note: Each Display Board measures 24" x 24". Display Header measures 24" x 5".

DISPLAY BOARDS



DISPLAY BOARD COMPONENTS

DISPLAY BOARDS



DISPLAY BOARD

Header must be ordered separately. The socket portion of the Wright Tool selling displays are modular. The components listed below are available to customize your tool offering.

KEY	PART NUMBER	DESCRIPTION
(A)	D938B	Display board 24" x 24" peg board [1]
(B)	D938Bracket	Clips to attach trays to pegboard [1 pair]
(C)	D938Leg	Allow board to stand on counter or shelf [1 pair]
(D)	D938FOUR D938SIX	Socket divider for 4" tray [1] Socket divider for 6" tray [1]
(E)	D938TRAY4SH	4" tray for 1/4" drive sockets, shown [1]
(F)	D938TRAY6ST	6" tray for all drive size sockets [1]
(G)	D938HEADER	24" x 5" header [1]
(H)	D971HOOK	4-1/2" metal hook [pack of 10]
NOT SHOWN	D938TRAY4ST	4" tray for all drive size sockets

(A)

(B)

(C)

(D)

(D)

(E)

(F)

(H)

THE

WRIGHT

WAY

THERE'S ALWAYS THE EASY WAY, AND THEN THERE'S THE WRIGHT WAY.

Since 1927, 'hard work' has been more than just a slogan and 'easy' just isn't part of our family vocabulary. Getting the job done is the truest test of any tool however, ensuring your safety is our company's purpose.



CONVERSION CHART



CONVERSION CHART SHOWING MILLIMETER SIZES, FRACTIONAL AND DECIMAL INCH SIZES

MILLIMETER	DECIMAL EQUIVALENT	FRACTIONAL
.1	.0039	
.15	.0059	
.2	.0079	
.25	.0098	
.3	.0118	
....	.0135	
.35	.0138	
....	.0145	
.39	.0156	1/64"
.4	.0157	
....	.0160	
.45	.0177	
....	.0180	
.5	.0197	
....	.0200	
....	.0210	
.55	.0217	
....	.0225	
.6	.0236	
....	.0240	
....	.0250	
.65	.0256	
....	.0260	
....	.0280	
.7	.0276	
....	.0292	
.75	.0295	
....	.0310	
.79	.0312	1/32"
.8	.0315	
....	.0320	
....	.0330	
.85	.0335	
....	.0350	
.9	.0354	
....	.0360	
....	.0370	
.95	.0374	
....	.0380	
....	.0390	
1.0	.0394	
....	.0400	
....	.0410	
1.05	.0413	
....	.0420	
....	.0430	

MILLIMETER	DECIMAL EQUIVALENT	FRACTIONAL
1.1	.0433	
1.15	.0452	
....	.0465	
1.19	.0469	3/64"
1.2	.0472	
1.25	.0492	
1.3	.0512	
....	.0520	
1.35	.0531	
....	.0550	
1.4	.0551	
1.45	.0570	
1.5	.0591	
....	.0595	
1.55	.0610	
1.59	.0625	1/16"
1.6	.0629	
....	.0635	
1.65	.0649	
1.7	.0669	
....	.0670	
1.75	.0689	
....	.0700	
1.8	.0709	
1.85	.0728	
....	.0730	
1.9	.0748	
....	.0760	
1.95	.0767	
1.98	.0781	5/64"
....	.0785	
2.0	.0787	
2.05	.0807	
....	.0810	
....	.0820	
2.1	.0827	
2.15	.0846	
....	.0860	
2.2	.0866	
2.25	.0885	
....	.0890	
2.3	.0905	
2.35	.0925	
....	.0935	
2.38	.0937	3/32"
2.4	.0945	

MILLIMETER	DECIMAL EQUIVALENT	FRACTIONAL
....	.0960	
2.45	.0964	
....	.0980	
2.5	.0984	
....	.0995	
....	.1015	
2.6	.1024	
....	.1040	
2.7	.1063	
....	.1065	
2.75	.1082	
2.78	.1094	7/64"
....	.1100	
2.8	.1102	
....	.1110	
....	.1130	
2.9	.1141	
....	.1160	
3.0	.1181	
....	.1200	
3.1	.1220	
3.18	.1250	1/8"
3.2	.1260	
3.25	.1279	
....	.1285	
3.3	.1299	
3.4	.1338	
....	.1360	
3.5	.1378	
....	.1405	
3.57	.1406	9/64"
3.6	.1417	
....	.1440	
3.7	.1457	
....	.1470	
3.75	.1476	
....	.1495	
3.8	.1496	
....	.1520	
3.9	.1535	
....	.1540	
3.97	.1562	5/32"
....	.1570	
4.0	.1575	
....	.1590	
....	.1610	

MILLIMETER	DECIMAL EQUIVALENT	FRACTIONAL
4.1	.1614	
4.2	.1654	
....	.1660	
4.25	.1673	
4.3	.1693	
....	.1695	
4.37	.1719	11/64"
....	.1730	
4.4	.1732	
....	.1770	
4.5	.1771	
....	.1800	
4.6	.1811	
....	.1820	
4.7	.1850	
4.75	.1870	
4.76	.1875	3/16"
4.8	.1890	
....	.1910	
4.9	.1929	
....	.1935	
....	.1960	
5.0	.1968	
....	.1990	
5.1	.2008	
....	.2010	
5.16	.2031	13/64"
....	.2040	
5.2	.2047	
....	.2055	
5.25	.2067	
5.3	.2086	
....	.2090	
5.4	.2126	
....	.2130	
5.5	.2165	
5.56	.2187	7/32"
5.6	.2205	
....	.2210	
5.7	.2244	
5.75	.2263	
....	.2280	
5.8	.2283	
5.9	.2323	
....	.2340	
5.95	.2344	15/64"

MILLIMETER	DECIMAL EQUIVALENT	FRACTIONAL
6.0	.2362	
....	.2380	
6.1	.2401	
....	.2420	
6.2	.2441	
6.25	.2460	
6.3	.2480	
6.35	.2500	1/4"
6.4	.2520	
6.5	.2559	
....	.2570	
6.6	.2598	
....	.2570	
6.6	.2598	
....	.2610	
6.7	.2638	
6.75	.2656	17/64"
6.75	.2657	
....	.2660	
6.8	.2677	
6.9	.2716	
....	.2720	
7.0	.2756	
....	.2770	
7.1	.2795	
....	.2811	
7.14	.2812	9/32"
7.2	.2835	
7.25	.2854	
7.3	.2874	
....	.2900	
7.4	.2913	
....	.2950	
7.5	.2953	
7.54	.2968	19/64"
7.6	.2992	
....	.3020	
7.7	.3031	
7.75	.3051	
7.8	.3071	
7.9	.3110	
7.94	.3125	5/16"
8.0	.3150	
....	.3160	
8.1	.3189	
8.2	.3228	

MILLIMETER	DECIMAL EQUIVALENT	FRACTIONAL
....	.3230	
8.25	.3248	
8.3	.3268	
8.33	.3281	21/64"
8.4	.3307	
....	.3320	
8.5	.3346	
8.6	.3386	
....	.3390	
8.7	.3425	
8.73	.3437	11/32"
8.75	.3445	
8.8	.3465	
....	.3480	
8.9	.3504	
9.0	.3543	
....	.3580	
9.1	.3583	
9.13	.3594	23/64"
9.2	.3622	
9.25	.3641	
9.3	.3661	
....	.3680	
9.4	.3701	
9.5	.3740	
9.53	.3750	3/8"
....	.3770	
9.6	.3780	
9.7	.3819	
9.75	.3838	
9.8	.3858	
....	.3860	
9.9	.3898	
9.92	.3906	25/64"
10.0	.3937	
....	.3970	
....	.4040	
10.32	.4062	13/32"
....	.4130	
10.5	.4134	
10.72	.4219	27/64"
11.0	.4330	
11.11	.4375	7/16"
11.5	.4528	
11.51	.4531	29/64"
11.91	.4687	15/32"

MILLIMETER	DECIMAL EQUIVALENT	FRACTIONAL
12.0	.4724	
12.30	.4843	31/64"
12.5	.4921	
12.7	.5000	1/2"
13.0	.5118	
13.10	.5156	33/64"
13.49	.5312	17/32"
13.5	.5315	
13.89	.5469	35/64"
14.0	.5512	
14.29	.5625	9/16"
14.5	.5709	
14.68	.5781	37/64"
15.0	.5906	
15.08	.5937	19/32"
15.48	.6094	39/64"
15.5	.6102	
15.88	.6250	5/8"
16.0	.6299	
16.27	.6406	41/64
16.5	.6496	
16.67	.6562	21/32"
17.0	.6693	
17.07	.6719	43/64"
17.46	.6875	11/16"
17.5	.6890	
17.86	.7031	45/64"
18.0	.7087	
18.26	.7187	23/32"
18.5	.7283	
18.65	.7344	47/64"
19.0	.7480	
19.05	.7500	3/4"
19.45	.7656	49/64"
19.5	.7677	
19.84	.7812	25/32"
20.0	.7874	
20.24	.7969	51/64"
20.5	.8071	
20.64	.8125	13/16"
21.0	.8268	
21.03	.8281	53/64"
21.43	.8437	27/32"
21.5	.8465	
21.83	.8594	55/64"
22.0	.8661	

MILLIMETER	DECIMAL EQUIVALENT	FRACTIONAL
22.23	.8750	7/8"
22.5	.8858	
22.62	.8906	57/64"
23.0	.9055	
23.02	.9062	29/32"
23.42	.9219	59/64"
23.5	.9252	
23.81	.9375	15/16"
24.0	.9449	
24.21	.9531	61/64"
24.5	.9646	
24.61	.9687	31/32"
25.0	.9843	
25.03	.9844	63/64"
25.4	1.000	1"

CONVERSION CHARTS

CONVERSION CHARTS



WRIGHT BOLT SIZING CHART

NOMINAL OPENING SIZES OF WRIGHT WRENCHES OR SOCKETS IN INCHES TO FIT STANDARD BOLT HEADS, NUTS AND SCREW HEADS

Locate thread diameter of bolt, nut or screw in extreme left or right column. Then move across to box which has proper identification of bolt, nut or screw at top of vertical column. The size in this particular box is the nominal opening size in inches of the Wright Tool wrenches and sockets that will fit.

NUTS

THREAD DIAMETER OF NUT	FINISHED SERIES & FINISHED THICK NUTS	REGULAR SERIES HEX & SQUARE NUTS	HEAVY SERIES HEX & SQUARE NUTS	MACHINE SCREW NUTS & STOVE BOLT NUTS
USE WRENCH OR SOCKET SIZE SHOWN BELOW				
#0 & 1				5/32"
#2 & 3				3/16"
#4				1/4"
#5 & 6				5/16"
#8				11/32"
#10				3/8"
#12				7/16"
1/4"	7/16"	7/16"	1/2"	7/16"
5/16"	1/2"	9/16"	9/16"	9/16"
3/8"	9/16"	5/8"	11/16"	5/8"
7/16"	11/16"	3/4"	3/4"	
1/2"	3/4"	13/16"	7/8"	
9/16"	7/8"	7/8"	15/16"	
5/8"	15/16"	1"	1-1/16"	
3/4"	1-1/8"	1-1/8"	1-1/4"	
7/8"	1-5/16"	1-5/16"	1-7/16"	
1"	1-1/2"	1-1/2"	1-5/8"	
1-1/8"	1-11/16"	1-11/16"	1-13/16"	
1-1/4"	1-7/8"	1-7/8"	2"	
1-3/8"	2-1/16"	2-1/16"	2-3/16"	
1-1/2"	2-1/4"	2-1/4"	2-3/8"	
1-5/8"	2-7/16"	2-7/16"	2-9/16"	
1-3/4"	2-5/8"	2-5/8"	2-3/4"	
1-7/8"	2-13/16"	2-13/16"	2-15/16"	
2"	3"	3"	3-1/8"	
2-1/4"	3-3/8"	3-3/8"	3-1/2"	
2-1/2"	3-3/4"	3-3/4"	3-7/8"	
2-3/4"	4-1/8"	4-1/8"	4-1/4"	
3"	4-1/2"	4-1/2"	4-5/8"	
3-1/4"			5"	
3-1/2"			5-3/8"	
3-3/4"			5-3/4"	
4"			6-1/8"	

BOLTS AND SCREWS

REGULAR & FINISHED SERIES HEX & SQUARE HEAD BOLTS	HEAVY SERIES HEX & SQUARE HEAD BOLTS	LAG SCREWS	SQUARE HEAD SET SCREWS	THREAD DIAMETER OF BOLT OR SCREW
USE WRENCH OR SOCKET SIZE SHOWN BELOW				
				#0 & 1
				#2 & 3
				#4
				#5 & 6
				#8
		9/32"	3/16"	#10
			7/32"	#12
3/8"-7/16"*		7/16"	1/4"	1/4"
1/2"		1/2"	5/16"	5/16"
9/16"		9/16"	3/8"	3/8"
5/8"		5/8"	7/16"	7/16"
3/4"	7/8"	3/4"	1/2"	1/2"
13/16"			9/16"	9/16"
15/16"	1-1/16"	15/16"	5/8"	5/8"
1-1/8"	1-1/4"	1-1/8"	3/4"	3/4"
1-5/16"	1-7/16"	1-5/16"	7/8"	7/8"
1-1/2"	1-5/8"	1-1/2"	1"	1"
1-11/16"	1-13/16"	1-11/16"	1-1/8"	1-1/8"
1-7/8"	2"	1-7/8"	1-1/4"	1-1/4"
2-1/16"	2-3/16"		1-3/8"	1-3/8"
2-1/4"	2-3/8"		1-1/2"	1-1/2"
2-7/16"	2-9/16"			1-5/8"
2-5/8"	2-3/4"			1-3/4"
2-13/16"	2-15/16"			1-7/8"
3"	3-1/8"			2"
3-3/8"	3-1/2"			2-1/4"
3-3/4"	3-7/8"			2-1/2"
4-1/8"	4-1/4"			2-3/4"
4-1/2"	4-5/8"			3"
4-7/8"				3-1/4"
5-1/4"				3-1/2"
5-5/8"				3-3/4"
6"				4"

WRIGHT SAFETY FIT TABLE



MAKE SURE TO USE THE RIGHT DRIVE

Use this table to select the correct size for any size fastener—inch or metric.

1. Measure the fastener head or nut with metric calipers.
2. Look down the MINIMUM OPENING column and find the first number larger than your reading.
3. Look to the left of that number to find the wrench size. (The bracket between two sizes indicates the two are interchangeable.)

This table is to help you select the correct size wrench for any fastener, even if you do not know whether it is an inch or a metric fastener. The closer a wrench fits a fastener, the more torque can be transmitted without rounding the fastener corners or causing excessive wear to the wrench.

First, measure the fastener head or nut with calipers in millimeters. Then, look down the *MINIMUM OPENING* column to find the first number larger than your

reading. For example, if you read 15.1, look down the table until you come to the value 15.9; then look across the table to 5/8". The bracket between two sizes indicates the two are interchangeable.

However, the table can also be used to find the best possible fit. A 16mm wrench could be used, but 5/8" provides a better fit in this example. If you read 31.8, use the table or recognize that this is very close to, but slightly smaller than 32mm. Therefore, you can safely use a 32mm wrench without referring to the table.

Another way to use the table without measuring is to choose a wrench and try it. If the wrench is "sloppy loose," choose a smaller wrench. Use the table to find the next size wrench, either inch or metric. If the wrench doesn't fit, then you need to select a larger wrench. Again, use the table to see which is the next larger wrench in either the inch or metric size.

If a fastener is damaged or worn use a different size wrench. You can always use the table to come as close as possible to the best fit. Always feel how much play there is to see that you have made the correct choice. If it doesn't feel right, it isn't right.

Remember that all wrenches wear when they are used, even when they are used carefully. Once a wrench is worn oversize, it should be discarded because its use would be the same as putting the wrong size wrench on a fastener.

The best drive size is indicated in the column headed BEST DRIVE. The drive indicated here provides an appropriately high level of strength in the handle. If you use a smaller drive than what is recommended here, you may not have a strong enough tool for high-strength applications. If you are using soft fasteners, a smaller drive will work satisfactorily. If no drive is listed, use your judgement for the job. Extremely high torque may require an even larger drive size than indicated.

SELECT YOUR SIZE

WRENCH SIZE INCH	WRENCH SIZE METRIC	MIN. OPENING MM	BEST DRIVE INCHES	WRENCH SIZE INCH	WRENCH SIZE METRIC	MIN. OPENING MM	BEST DRIVE INCHES	WRENCH SIZE INCH	WRENCH SIZE METRIC	MIN. OPENING MM	BEST DRIVE INCHES	WRENCH SIZE INCH	WRENCH SIZE METRIC	MIN. OPENING MM	BEST DRIVE INCHES
	4mm	4.0	1/4	11/16		17.5			32mm	32.0	3/4			55mm	55.0
3/16	4.8	1/4			18mm	18.0	3/4		33mm	33.0	3/4	2-3/16		55.6	
	5mm	5.0	1/4		19mm	19.0		1-5/16		33.3	3/4			56mm	56.0
	5.5	1/4		3/4		19.1			34mm	34.0	3/4	2-1/4		57.2	
	6mm	6.0	1/4		25/32	19.8	3/4	1-3/8		34.9	3/4			58mm	58.0
1/4	6.3	1/4			20mm	20.0			35mm	35.0		2-5/16		58.7	
	7mm	7.0	1/4	13/16		20.6	1/2		36mm	36.0			60mm	60.0	
	7.1	1/4			21mm	21.0	1/2	1-7/16		36.5		2-3/8		60.3	
9/32	7.9	1/4			22mm	22.0	1/2		38mm	38.0		2-7/16		61.9	
5/16	8.0	1/4		7/8		22.2	1/2	1-1/2		38.1	1	2-1/2		63.5	
	8.7	1/4			23mm	23.0	1/2			39.7	1		65mm	65.0	
	9.0	1/4		29/32		23.0	1/2	1-9/16		41.0	1	2-9/16		65.1	1-1/2
3/8	9.5	1/4		15/16		23.8	1/2	1-5/8		41.3	1	2-5/8		66.7	1-1/2
	10.0	1/4			24mm	24.0	1/2		42mm	42.0	1	2-11/16		68.3	1-1/2
	11.0	3/8		31/32		24.6	1/2	1-11/16		42.9	1	2-3/4		69.9	1-1/2
7/16	11.1	3/8			25mm	25.0	1/2		43mm	43.0	1		70mm	70.0	1-1/2
	12.0	3/8		1		25.4	1/2	1-3/4		44.5	1	2-13/16		71.4	1-1/2
	12.7	3/8			26mm	26.0			46mm	46.0	1	2-7/8		73.0	1-1/2
1/2	13.0	3/8		1-1/16		27.0		1-13/16		46.0	1	2-15/16		74.6	1-1/2
	14.0	3/8			27mm	27.0		1-7/8		47.6	1		75mm	75.0	1-1/2
9/16	14.3				28mm	28.0		1-15/16		49.2	1	3		76.2	1-1/2
	15.0			1-1/8		28.6	3/4		50mm	50.0	1	3-1/8		79.4	1-1/2
19/32	15.1				29mm	29.0	3/4	2		50.8	1		80mm	80.0	1-1/2
5/8	15.9				30mm	30.0	3/4		52mm	52.0		3-1/4		82.6	1-1/2
	16.0			1-3/16		30.2	3/4	2-1/16		52.4		3-3/8		85.7	1-1/2
	16.7				31mm	31.0	3/4	2-1/8		54.0		3-1/2		88.9	1-1/2
21/32	17mm	17.0		1-1/4		31.8	3/4		54mm	54.0					

┌┐ INDICATES THE TWO ARE INTERCHANGEABLE



RET-RING® INTERCHANGE

NUMERICAL INDEX



RET-RING INTERCHANGE

A-GROOVE DIAMETER SOCKET SIZE	B-FOR USE ON SQUARE DRIVE	NUMBER ON RING	WRIGHT	FTL	ARMSTRONG	ATP	CP	PROTO	IR	WILLIAMS
1-1/4"	3/4"	10005S	6580	FTL10005S	-	ATP10005S	C155467	-	IR10005S	-
1-7/16"	3/4"	10032S	6581	FTL10032S	21-964	ATP10032S	C155468	07500-0	IR10032S	6-1X
1-5/8"	3/4"	10034S	6582	FTL10034S	21-965	ATP10034S	C134690	07500-1	IR10034S	6-2X
1-3/4"	3/4"	18708S	6582A	FTL18708S	-	ATP18708S	C134691	-	-	-
2"	3/4"	18710S	6582C	FTL18710S	-	ATP18710S	C155585	-	-	-
2-1/8"	3/4"	18715S	6582B	FTL18715S	-	ATP18715S	C155489	-	-	-
2-1/4"	3/4"	18716S	6582D	FTL18716S	-	ATP18716S	C155586	-	-	-
1-3/4"	1"	10008S	6583	FTL10008S	21-967	ATP10008S	C155470	10000-3	IR10008S	7-1X
2"	1"	10010S	6581A	FTL10010S	22-964	ATP10010S	C155471	10000-1	IR10010S	7-2X
2-1/8"	1"	10015S	6584	FTL10015S	22-965	ATP10015S	C155472	10000-2	IR10015S	7-3X
2-1/4"	1"	10016S	6585	FTL10016S	-	ATP10016S	C134692	10000-4	-	-
2-1/2"	1"	10019S	6586	FTL10017S	-	ATP10017S	C155473	12500-1	IR10017S	7-4X
3-1/8"	1"	18020S	6587	FTL10019S	-	ATP10019S	C155474	-	IR10019S	7-5X
2-7/8"	1-1/2"	10020S	84575	FTL10020S	23-964	ATP10020S	C134693	15000-1	IR10020S	8-1X
3-3/8"	1-1/2"	10025S	84576	FTL10025S	-	ATP10025S	C134694	15000-2	IR10025S	8-2X
3-7/8"	1-1/2"	10030S	84577	FTL10030S	-	ATP10030S	C134695	15000-3	IR10030S	8-3X
4-3/8"	1-1/2"	10035S	84578	FTL10035S	-	ATP10035S	C134696	15000-4	IR10035S	8-4X

PART NO.	PAGE NO.	PART NO.	PAGE NO.	PART NO.	PAGE NO.	PART NO.	PAGE NO.	PART NO.	PAGE NO.
9A611	118	9C526	299	9M428	316	9R31090	115	11-17mm	101
9A613	118	9C528	299	9M472	317	9R31095	115	11-18mm	101
9A634	118	9C718	298	9M481	316	9R31100	115	11-19mm	101
9A635	118	9C909	300	9M482	316	9R31105	115	11-20mm	101
9A636	118	9C909CB	297	9M483	316	9R31110	115	11-21mm	101
9A637	118	9C911	300	9M484	316	9R31115	115	11-22mm	101
9A638	118	9C911CB	297	9M705	317	9S290P	268	11-23mm	101
9A649	118	9C938	295	9M710	317	9S291	268	11-24mm	101
9A650	118	9C938-90	295	9M715	317	9S292	268	11-25mm	101
9AB04	114	9C947	295	9M717	317	9S294	269	11-26mm	101
9AB06	114	9C947-90	295	9M720	319	9S391	268	11-27mm	101
9AB08	114	9C970	295	9M725	319	9S391RS	268	11-28mm	101
9AB10	114	9C970-90	295	9M740	317	9S392B	268	11-29mm	101
9AB12	114	9CGL6	298	9M745	317	9S392RS	268, 269	11-30mm	101
9AB15	114	9CGL10	298	9M750	317	9S393A	268	11-32mm	101
9AB18	114	9CGL12	298	9M10204	318	9S393RS	268	11-36mm	102
9AB24	114	9CQT-6	295	9M10217	318	9S394	268, 269	11-41mm	102
9AC04	114	9E10007	291	9M10221	318	9S394RS	268, 269	11-46mm	102
9AC06	114	9E10113	282	9M21500	318	9S395	268, 269	11-50mm	102
9AC08	114	9E10118	282	9M21503	318	9S395RS	268, 269	11-55mm	102
9AC10	114	9E10213	282	9M21504	318	9S492	268, 269	11-60mm	102
9AC12	114	9E10222	283	9M25075	315	9S3900A	269	11-65mm	102
9AC15	114	9E10311	281	9M25076	315	9UPSP4	329	11-70mm	102
9AC18	114	9E10509	283	9M25077	315	9V4LN	301	11-75mm	102
9AC24	114	9E10515	282	9M40022	317	9V4LW	301	11-80mm	102
9AC36	114	9E10609	283	9M40138	316	9V4SP	302	11X00	104
9AG04	114	9E13213	290	9M40139	316	9V4WR	301	11X04	104
9AG06	114	9E13609	290	9M40162	316	9V5WR	301	11X08	104
9AG08	114	9E20511	284	9M40164	316	9V6LN	301	11X12	104
9AG10	114	9E20811	285	9M41280	316	9V6R	302	11X16	104
9AG12	114	9E20911	285	9M41285	316	9V6SP	302	11X20	104
9C35CB	297	9E21151	284	9M42000	329	9V7LW	301	11X24	104
9C85	300	9E21171	284	9M42001	329	9V7R	301	11X28	104
9C212	298	9E25172	286	9M42002	329	9V7WR	301	12-06mm	103
9C215	298	9E25581	286	9M42003	329	9V8R	301	12-07mm	103
9C317	298	9E25611	286	9M42004	329	9V9LN	301	12-08mm	103
9C318	298	9E25911	287	9M42005	329	9V9R	302	12-09mm	103
9C318CB	297	9E25912	287	9M42006	329	9V10CR	301	12-10mm	103
9C326	298	9E33198	288	9M42007	329	9V10LW	301	12-11mm	103
9C336	300	9E35195	288	9M45044	333	9V10R	301	12-12mm	103
9C337	300	9E60609	288	9M60000	329	9V10WR	301	12-13mm	103
9C338	300	9E60614	289	9M60001	329	9V11R	302	12-14mm	103
9C338CB	297	9E60811	289	9M60140	316	9V11SP	302	12-15mm	103
9C348	299	9E64608	289	9M60144	316	9V18R	302	12-16mm	103
9C350S	299	9E64611	288	9M60146	316	9V18SP	302	12-17mm	103
9C357	300	9E64808	289	9M61355	316	9V20R	302	12-18mm	103
9C358CB	297	9E69207	280	9M61360	311	9V24R	302	12-19mm	103
9C367	299	9E69209	280	9M62065	310	9V24SP	302	12-20mm	103
9C368	299	9E69210	281	9P77D	303	10-10mm	111, 165	12-21mm	103
9C369	299	9E69211	280	9P87S	303	10-11mm	111, 165	12-22mm	103
9C369CB	297	9E69218	281	9P107D	303	10-12mm	111, 165	12-23mm	103
9C386	298	9G85101	330	9P107S	303	10-13mm	111, 165	12-24mm	103
9C388	298	9G85102	330	9P127D	303	10-14mm	111, 165	13	76
9C410	298	9G85103	330	9P127S	303	10-15mm	111, 165	13-0607mm	106
9C414	298	9G85104	330	9P6510L	303	10-16mm	111, 165	13-0708mm	106
9C420	298	9G85105	330	9P6510R	303	10-17mm	111, 165	13-0809mm	106
9C420CB	297	9G95202	330	9P6716B	303	10-19mm	111, 165	13-1011mm	106
9C422	298	9H65	294	9P6716L	303	11	76	13-1213mm	106
9C424	298	9H65RK	294	9P6716R	303	11-06mm	101	13-1415mm	106
9C426	298	9H87	294	9P6716S	303	11-07mm	101	13-1617mm	106
9C428	298	9H1221RK	294	9R31000	115	11-08mm	101	13-1819mm	106
9C430	298	9H1221S	294	9R31005	115	11-09mm	101	13-2022mm	106
9C430CB	297	9H1234	294	9R31010	115	11-10mm	101	13-2123mm	106
9C436	300	9H1234RK	294	9R31015	115	11-11mm	101	13-2426mm	106
9C440	298	9H1265K	295	9R31020	115	11-12mm	101	16-11mm	109
9C442	298	9H8720	294	9R31025	115	11-13mm	101	16-12mm	109
9C447	300	9H8790	294	9R31030	115	11-14mm	101	16-14mm	109
9C460	298	9M424	316	9R31035	115	11-15mm	101	16-17mm	109
9C480	298	9M426	316	9R31040	115	11-16mm	101	16-21mm	109



NUMERICAL INDEX



PART NO.	PAGE NO.	PART NO.	PAGE NO.	PART NO.	PAGE NO.	PART NO.	PAGE NO.	PART NO.	PAGE NO.	PART NO.	PAGE NO.	PART NO.	PAGE NO.	PART NO.	PAGE NO.	PART NO.	PAGE NO.
18H34	121	30-11mm	167	32L05	178	38-53mm	175	42B12B	215	48-12mm	210	61-43mm	227	67H70	228	88-22mm	245
18H40	121	30-12mm	167	32L05B	178	38-54mm	175	42B-12MM	215	48-13mm	193, 210	61-46mm	227	67H72	228	88-23mm	245
18H46	121	30-13mm	167	32L-05mm	178	38-55mm	175	42B14	215	48-14mm	210	61-50mm	227	67H76	228	88-24mm	245
18H52	121	30-14mm	167	32L-05MMB	178	38-56mm	175	42B14B	215	48-15mm	210	61-54mm	227	68-17mm	232	88-26mm	245
18H58	121	30-15mm	167	32L06	178	38-57mm	175	42B-14MM	215	48-16mm	210	61-55mm	227	68-18mm	232	88-27mm	245
18H64	121	30-16mm	167	32L06B	178	38-58mm	175	42B16	215	48-17mm	210	61-58mm	227	68-19mm	232	88-28mm	245
18H70	121	30-17mm	167	32L-06mm	178	38-59mm	175	42B16B	215	48-18mm	210	61-60mm	227	68-20mm	232	88-29mm	245
18H76	121	30-18mm	167	32L-06MMB	178	39-06mm	175	42B-17MM	215	48-19mm	210	62-14mm	236	68-21mm	232	88-30mm	245
18H82	121	30-19mm	167	32L07	178	39-07mm	175	42B18	215	48-20mm	210	62-17mm	236	68-22mm	232	88-32mm	245
18H88	121	31-08mm	170	32L07B	178	39-08mm	175	42B18B	215	48-21mm	210	62-19mm	236	68-23mm	232	88-33mm	245
18H89	121	31-09mm	170	32L08	178	39-09mm	175	42B20	215	48-22mm	210	62-22mm	236	68-24mm	232	88-34mm	245
18H90	121	31-10mm	170	32L08B	178	39-10mm	175	42B20B	215	48-23mm	210	62-24mm	236	68-26mm	232	88-35mm	245
18H91	121	31-11mm	170	32L-08mm	178	39-11mm	175	42BM06B	215	48-24mm	210	62M14B	236	68-27mm	232	88-36mm	245
18H92	121	31-12mm	170	32L-08MMB	178	39-12mm	175	42BM08B	215	48-25mm	210	62M17B	236	68-28mm	232	88-37mm	245
19-32mm	121	31-13mm	170	32L10	178	39-13mm	175	42BM10B	215	48-26mm	210	62M19B	236	68-29mm	232	88-38mm	245
19-36mm	121	31-14mm	170	32L10B	178	39-14mm	175	42BM12B	215	48-27mm	210	62M22B	236	68-30mm	232	88-41mm	245
19-41mm	121	31-15mm	170	32L-10mm	178	39-15mm	175	42BM14B	215	48-28mm	210	62M24B	236	68-31mm	232	88-42mm	245
19-46mm	121	31-16mm	170	32L-10MMB	178	39-16mm	175	42BM17B	215	48-30mm	210	67H-17mm	229	68-32mm	232	88-43mm	245
19-50mm	121	31-17mm	170	32L12	178	39-17mm	175	42L-06mm	214	48-32mm	210	67H18	228	68-33mm	232	88-46mm	245
19-55mm	121	31-18mm	170	32L12B	178	39-18mm	175	42L-06MMB	214	48-36mm	210	67H-19mm	229	68-34mm	232	88-47mm	245
19-60mm	121	31-19mm	170	32M02.5B	177	39-19mm	175	42L08	214	49-10mm	212	67H20	228	68-35mm	232	88-48mm	245
19-65mm	121	31-20mm	170	32M02B	177	39-50mm	176	42L08B	214	49-11mm	212	67H-20mm	229	68-36mm	232	88-50mm	245
19-70mm	121	31-21mm	170	32M03B	177	39-51mm	176	42L-08mm	214	49-12mm	212	67H-21mm	229	68-38mm	232	88-52mm	245
19-75mm	121	31-22mm	170	32M04B	177	39-52mm	176	42L-08MMB	214	49-13mm	212	67H22	228	68-40mm	232	88-54mm	245
19-80mm	121	32-02.5mm	177	32M05B	177	39-53mm	176	42L10	214	49-14mm	212	67H-22mm	229	68-41mm	232	88-55mm	245
19A24	122	32-02mm	177	32M06B	177, 213	39-54mm	176	42L10B	214	49-15mm	212	67H-23mm	229	68-42mm	232	88-56mm	245
19A36	122	32-03mm	177	32M07B	177	39-55mm	176	42L-10mm	214	49-16mm	212	67H24	228	68-43mm	232	88-58mm	245
19B34	122	32-04mm	177	32M08B	177, 213	39-56mm	176	42L-10MMB	214	49-17mm	212	67H-24mm	229	68-46mm	232	88-60mm	245
19B36	122	32-05mm	177	32M10B	177	39-57mm	176	42L12	214	49-18mm	212	67H-25mm	229	68-50mm	232	88-63mm	245
19B38	122	32-06mm	177	35-06mm	168	39-58mm	176	42L12B	214	49-19mm	212	67H26	228	68-87mm	236	88-65mm	245
19B40	122	32-07mm	177	35-07mm	168	39-59mm	176	42L-12mm	214	49-20mm	212	67H-26mm	229	88-91mm	245	88-67mm	245
19B42	122	32-08mm	177	35-08mm	168	41-09mm	205	42L-12MMB	214	49-21mm	212	67H-27mm	229	69-19mm	234	88-70mm	245
19B44	122	32-10mm	177	35-09mm	168	41-10mm	205	42L14	214	49-22mm	212	67H28	228	69-21mm	234	88-75mm	245
19B46	122	32B-02.5mm	179	35-10mm	168	41-11mm	205	42L14B	214	49-23mm	212	67H-28mm	229	69-22mm	234	88-80mm	245
19B48	122	32B-02mm	179	35-11mm	168	41-12mm	205	42L-14mm	214	49-24mm	212	67H-29mm	229	69-23mm	234	88-85mm	245
19B52	122	32B-03mm	179	35-12mm	168	41-13mm	205	42L-14MMB	214	49-27mm	212	67H30	228	69-24mm	234	88-87mm	245
19B54	122	32B04	179	35-13mm	168	41-14mm	205	42L16	214	49-29mm	212	67H-30mm	229	69-26mm	234	88-90mm	245
19B56	122	32B04B	179	35-14mm	168	41-15mm	205	42L16B	214	49-30mm	212	67H-31mm	229	69-27mm	234	88-91mm	249
19B58	122	32B-04mm	179	35-15mm	168	41-16mm	205	42L-17mm	214	49-31mm	212	67H32	228	69-30mm	234	88-95mm	245
19B64	122	32B05	179	35-16mm	168	41-17mm	205	42L-17MMB	214	49-32mm	212	67H-32mm	229	69-31mm	234	88-100mm	245
20-04mm	138	32B05B	179	35-17mm	168	41-18mm	205	42L18	214	49-34mm	212	67H-33mm	229	69-32mm	234	88-110mm	245
20-5.5mm	138	32B-05mm	179	35-18mm	168	41-19mm	205	42L18B	214	49-35mm	212	67H34	228	69-33mm	234	88-115mm	245
20-05mm	138	32B06	179	35-19mm	168	41-20mm	205	42L20	214	49-36mm	212	67H-34mm	229	69-34mm	234	89-23mm	247
20-06mm	138	32B06B	179	36-09mm	171	41-21mm	205	42L20B	214	49E18	201	67H-35mm	229	69-35mm	234	89-24mm	247
20-07mm	138	32B-06mm	179	36-10mm	171	41-22mm	205	42M10B	213	49E24	201	67H36	228	69-36mm	234	89-27mm	247
20-08mm	138	32B07	179	36-11mm	171	41-23mm	205	42M12B	213	61-100-8RKTONY	264	67H-36mm	229	69-38mm	234	89-28mm	247
20-09mm	138	32B07B	179	36-12mm	171	41-24mm	205	42M14B	213	61-100-10RKTONY	264	67H38	228	69-41mm	234	89-30mm	247
20-10mm	138	32B-07mm	179	36-13mm	171	41-25mm	205	42M17B	213	61-19mm	227	67H-38mm	229	69-43mm	234	89-32mm	247
20-11mm	138	32B08	179	36-14mm	171	41-26mm	205	45	76	61-20mm	227	67H40	228	69-46mm	234	89-33mm	247
20-12mm	138	32B08B	179	36-15mm	171	41-27mm	205	46-500-12RKTONY	264	61-21mm	227	67H-40mm	229	69-50mm	234	89-34mm	247
20-13mm	138	32B-08mm	179	36-17mm	171	41-28mm	205	46-09mm	206	61-22mm	227	67H-41mm	229	69E24	224	89-35mm	247
20-14mm	138	32B10	179	36-19mm	171	41-29mm	205	46-10mm	206	61-23mm	227	67H42	228	69E36	224	89-36mm	247
22	76	32B10B	179	38-06mm	174	41-30mm	205	46-11mm	206	61-24mm	227	67H-42mm	229	69H-19mm	230	89-37mm	247
23	76	32B-10mm	179	38-07mm	174	41-32mm	205	46-12mm	206	61-25mm	227	67H-43mm	229	69H-21mm	230	89-38mm	247
25-04mm	139	32B12	179	38-08mm	174	41-36mm	205	46-13mm	206	61-26mm	227	67H44	228	69H-22mm	230	89-41mm	247
25-05mm	139	32B12B	179	38-09mm	174	42-06mm	213	46-14mm	206	61-27mm	227	67H46	228	69H-23mm	230	89-42mm	247
25-06mm	139	32BM02	179	38-10mm	174	42-08mm	213	46-15mm	206	61-28mm	227	67H-46mm	229	69H-24mm	230	89-43mm	247
25-07mm	139	32BM02B	179	38-11mm	174	42-10mm	213	46-16mm	206	61-29mm	227	69H-26mm	228	69H-26mm	230	89-46mm	247
25-08mm	139	32BM03B	179	38-12mm	174	42-12mm	213	46-17mm	206	61-30mm	227	67H50	228	69H-27mm	230	89-47mm	247
25-09mm	139	32BM04B	179	38-13mm	174	42-14mm	213	46-18mm	206	61-31mm	227	67H52	228	69H-30mm	230	89-50mm	247
25-10mm	139	32BM05B	179	38-14mm	174	42-17mm	213	46-19mm	206	61-32mm	227	67H54	228	69H-32mm	230	89-52mm	247
25-11mm	139	32BM06B	179	38-15mm	174	42B-06MM	215	46-20mm	206	61-33mm	227	67H54	228	69H-33mm	230	89-55mm	247
25-12mm	139	32BM07B	179	38-16mm	174	42B08	215	46-21mm	206	61-34mm	227	67H-55mm	229	69H-35mm	230	89-56mm	247
25-13mm	139	32BM08B	179	38-17mm	174	42B08B	215	46-22mm	206	61-35mm	227	67H56	228	69H-36mm	230	89-60mm	247
30-06mm	167	32BM10B	179	38-18mm	174	42B-08MM	215	46-24mm	206	61-36mm	227	67H58	228	69H-38mm	230	89-65mm	247
30-07mm	167	32L04	178	38-19mm	174	42B10	215	46-25mm	206	61-38mm	227	67H60	228	69H-41mm	230	89-70mm	247
30-08mm	167	32L04B	178	38-50mm	175	42B10B	215	46-26mm	206	61-40mm	227	67H64	228	69H-43mm	230	89-75mm	247
30-09mm	167	32L-04mm	178	38-51mm	175	42B-10MM	215	48-10mm	210	61-41mm	227	67H66	228	88-19mm	245	89-80mm	

NUMERICAL INDEX



PART NO.	PAGE NO.	PART NO.	PAGE NO.	PART NO.	PAGE NO.	PART NO.	PAGE NO.	PART NO.	PAGE NO.	PART NO.	PAGE NO.	PART NO.	PAGE NO.	PART NO.	PAGE NO.	PART NO.	PAGE NO.	PART NO.	PAGE NO.
340	146	655	221	848-70mm	252	858-175mm	258	1150	100	1378	107	1758	117	1960	120	2267B	142	3026	167
346	145	660	221	848-75mm	252	858-180mm	258	1152	100	1380	107	1760	117	1962	120	2268B	142	3028	167
348	144	700	155	848-80mm	252	858-185mm	258	1154	100	1382	107	1762	117	1964	120	2270	142	3030	167
349	153	701	155	848-85mm	252	858-190mm	258	1156	100	1383	107	1764	117	1966	120	2270B	142	3032	167
351	159	702	155	848-90mm	252	858-200mm	258	1158	100	1384	107	1766	117	1968	120	2271	142	3108	170
352	158	703	190	848-95mm	252	858-210mm	258	1160	100	1385	107	1770	117	1970	120	2271B	142	3110	170
353	154	705	84	848-100mm	252	858-215mm	258	1164	100	1386	107	1772	117	1972	120	2272	142	3112	170
354	154	707	84	848-105mm	252	858-225mm	258	1166	100	1388	107	1776	117	1974	120	2272B	142	3114	170
355	154	707-ROLL	78	848-110mm	252	858C18	255	1168	100	1389	107	1778	117	1976	120	2273	142	3116	170
356	158	711	84	848-115mm	252	858C40	255	1170	100	1390	107	1782	117	1980	120	2273B	142	3118	170
357	158	711-ROLL	78	848-120mm	252	905	89	1172	100	1392	107	1784	117	1982	120	2308	139	3120	170
358	159	714	85	848-125mm	252	907	89	1176	100	1393	107	1788	117	1984	120	2310	139	3122	170
359	159	714-ROLL	78	848-130mm	252	911	89	1180	100	1394	107	1790	117	1988	120	2312	139	3124	170
360	154	715	85	848-135mm	252	914	90	1182	100	1395	107	1794	117	1989	120	2401	135	3126	170
361	156	715-ROLL	78	848-140mm	252	915	90	1184	100	1396	107	1795	117	1992	120	2402	136	3128	170
362	156	720	88	848-145mm	252	950	90	1188	100	1398	107	1796	117	1996	120	2404	136	3130	170
363	158	721	88	848-150mm	252	952	91	1190	104	1424	112	1797	117	1997	120	2406	136	3132	170
364	152	726	85	848-155mm	252	958	91	1192	104	1426	112	1798	117	2005	138	2410	136	3204	177
366	153	730	86	848C36	255	1040	109	1194	104	1428	112	1832	119	2006	138	2413	137	3204B	177
367	153	732	93	848C40	255	1042	109	1196	104	1430	112	1834	119	2007	138	2414	136	3205	177
377	152	732-ROLL	78	848C44	255	1044	109	1198	104	1432	112	1836	119	2008	138	2426	135	3205B	177
378	150	733	94	848C48	255	1046	109	1208	102	1434	112	1838	119	2009	138	2435	136	3206	177
379	150	734	94	848C56	255	1048	109	1210	102	1436	112	1840	119	2010	138	2441	136	3206B	177
402	186	735	91	849-41mm	254	1050	109	1212	102	1438	112	1842	119	2011	138	2442	136	3207	177
403	192	735-ROLL	78	849-42mm	254	1052	109	1214	102	1440	112	1844	119	2012	138	2445L	137	3207B	177
405	187	736	92	849-43mm	254	1060	111, 165	1216	102	1442	112	1846	119	2014	138	2453	137	3208	177
406	190	736-ROLL	78	849-46mm	254	1062	111, 165	1218	102	1444	112	1848	119	2016	138	2462	266	3208B	177, 213
407	192	738	92	849-50mm	254	1064	111, 165	1220	102	1446	112	1852	119	2106	140	2463	266	3210	177
408	191	738-ROLL	78	849-52mm	254	1066	111, 165	1222	102	1448	112	1854	119	2107	140	2464	266	3210B	141, 177, 213
409	186	739	92	849-55mm	254	1068	111, 165	1224	102	1450	112	1856	119	2108	140	2470	265	3212	177
410	186	739-ROLL	78	849-56mm	254	1070	111, 165	1226	102	1452	112	1858	119	2109	140	2471	265	3212B	177
411	191	740	93	849-60mm	254	1072	111, 165	1228	102	1456	112	1860	119	2110	140	2475	137	3260	179
412	192	741	93	849-65mm	254	1074	111, 165	1230	102	1458	112	1864	119	2111	140	2477	264	3260B	179
414	187	741-ROLL	78	849-70mm	254	1080	112, 198	1232	102	1460	112	1866	119	2112	140	2492	135	3261	179
415	191	742	96	849-75mm	254	1081	112, 198	1234	102	1462	112	1868	119	2114	140	2493	135	3261B	179
416	185	742-ROLL	78	849-80mm	254	1082	112, 198	1236	102	1464	112	1870	119	2116	140	2495	135	3262	179
417	184	743	96	849-85mm	254	1083	112, 198	1238	102	1468	112	1872	119	2118	140	2506	139	3262B	179
418	184	744	96	849-90mm	254	1084	112, 198	1240	102	1472	112	1874	119	2202	141	2507	139	3265	179
419	185	745	97	849-95mm	254	1085	112, 198	1308	106	1614	109	1876	119	2202B	141	2508	139	3265B	179
422	184	745-ROLL	78	849-100mm	254	1086	112, 198	1310	106	1618	109	1880	119	2203	141	2509	139	3266	179
423	183	746-ROLL	78	849-105mm	254	1087	112, 198	1312	106	1622	109	1882	119	2203B	141	2510	139	3266B	179
424	182	747	97	849-110mm	254	1088	112, 198	1314	106	1628	109	1884	119	2204	141	2511	139	3267	179
425	183	749	97	849-115mm	254	1089	112, 198	1316	106	1640	99	1886	119	2204B	141	2512	139	3267B	179
427	182	750	86	849-120mm	254	1090	112, 198	1318	106	1642	110	1888	119	2205	141	2514	139	3268	179
450	185	751	86	849-125mm	254	1091	112, 198	1320	106	1644	110	1889	119	2205B	141	2516	139	3268B	179
453	189	751-ROLL	78	849-130mm	254	1092	112, 198	1322	106	1646	110	1889A	119	2206	141	2606	140	3308	169
454	189	752	87	858-60mm	258	1093	112, 198	1324	106	1648	110	1890	119	2206B	141	2607	140	3310	169
455	194	752-ROLL	78	858-65mm	258	1094	112, 198	1325	106	1650	110	1890A	119	2207	141	2608	140	3312	169
460	193	758	87	858-70mm	258	1108	100	1326	106	1652	110	1891	119	2207B	141	2609	140	3314	169
461	194	758-ROLL	78	858-75mm	258	1110	100	1328	106	1654	110	1891A	119	2208	141	2610	140	3316	169
466	193	760	88	858-80mm	258	1112	100	1329	106	1656	110	1892	119	2208B	141	2611	140	3318	169
467	193	787	94	858-85mm	258	1114	100	1330	106	1658	110	1894	119	2210	141	2612	140	3320	169
469	188	788	95	858-90mm	258	1116	100	1331	106	1660	110	1895	119	2210B	141	2614	140	3322	169
472	188	821	238	858-95mm	258	1118	100	1332	106	1662	110	1896	119	2212	141	2616	140	3324	169
473	188	829	238	858-100mm	258	1120	100	1336	106	1726	116	1897	119	2212B	141	2618	140	3326	169
603	219	848-36mm	252	858-105mm	258	1122	100	1340	106	1728	116	1900	118	2214	141	2708	140	3328	169
604	219	848-38mm	252	858-110mm	258	1124	100	1341	106	1730	116	1901	118	2214B	141	2710	140	3400	160
606	220	848-41mm	252	858-115mm	258	1126	100	1342	106	1732	116	1932	120	2218	141	2712	140	3402	163
607	221	848-42mm	252	858-120mm	258	1128	100	1346	106	1734	116	1934	120	2260	141	2714	140	3403	163
608	220	848-43mm	252	858-125mm	258	1130	100	1352	106	1736	116	1936	120	2260B	141	2716	140	3405	163
609	219	848-46mm	252	858-130mm	258	1132	100	1361	107	1740	116	1938	120	2261	141	3008	167	3408	163
610	220	848-47mm	252	858-135mm	258	1134	100	1362	107	1742	116	1940	120	2261B	141, 179	3010	167	3409	163
614	217	848-48mm	252	858-140mm	258	1136	100	1364	107	1746	116	1942	120	2263	141	3012	167	3410	163
618	217	848-50mm	252	858-145mm	258	1138	100	1366	107	1748	116	1946	120	2263B	141	3014	167	3411	163
623	216	848-52mm	252	858-150mm	258	1140	100	1368	107	1752	116	1948	120	2265	142	3016	167	3412	163
624	218	848-55mm	252	858-155mm	258	1142	100	1370	107	1753	116	1952	120	2265B	142, 179	3018	167	3413	164
625	217	848-56mm	252	858-160mm	258														

NUMERICAL INDEX



PART NO.	PAGE NO.	PART NO.	PAGE NO.	PART NO.	PAGE NO.	PART NO.	PAGE NO.	PART NO.	PAGE NO.	PART NO.	PAGE NO.	PART NO.	PAGE NO.	PART NO.	PAGE NO.	PART NO.	PAGE NO.
3426	160	3814	174	4138	204	4494	196	4838	209	5830	261	6443	223	6872	235	8158	242
3427	160	3816	174	4140	204	4512	202	4840	209	5832	261	6448	264	6874	235	8160	242
3428	160	3818	174	4142	204	4514	202	4842	209	5834	261	6450	223	6876	235	8162	242
3429	160	3820	174	4144	204	4516	202	4844	209	5836	261	6470	265	6878	235	8164	242
3430	160	3822	174	4146	204	4518	202	4846	209	5838	261	6471	265	6880	235	8166	242
3431	162	3824	174	4148	204	4520	202	4848	209	5840	261	6472	265	6882	235	8168	242
3432	160, 161	3852	175	4208	213	4522	202	4864	210	5842	261	6475	223	6886	235	8170	242
3433	160	3854	175	4210	213	4524	202	4866	210	5844	261	6524	226	6888	237	8172	242
3434	160, 161	3856	175	4212	213	4526	202	4868	210	5846	261	6526	226	6889	237	8174	242
3435	162	3858	175	4212B	213	4528	202	4870	210	5848	261	6528	226	6890	231	8176	242
3438	162	3860	175	4214	213	4528D	200	4872	210	5852	261	6530	226	6892	231	8178	242
3439	162	3862	175	4214B	213	4530	202	4874	210	5856	261	6532	226	6893	235	8180	242
3440	160	3864	175	4216	213	4532	202	4876	210	5858	261	6534	226	6894	231	8182	242
3443	163	3899	166	4216B	213	4534	202	4878	210	5860	261	6536	226	6896	231	8184	242
3445L	163	3903	166	4218	213	4536	202	4880	210	5864	261	6538	226	6898	231	8188	242
3447	264	3906	166	4218B	213	4540	202	4882	210	5901	260	6540	226	6900	224	8190	242
3452	164	3908	166	4220	213	4542	202	4884	210	5934	261	6542	226	6901	224	8194	242
3454	164	3910	174	4220B	213	4544	202	4886	210	5936	261	6544	226	6907	224	8196	242
3470	265	3912	174	4312	203	4546	202	4888	210	5938	261	6546	226	6910	224	8197	242
3471	265	3914	174	4314	203	4548	202	4890	210	5940	261	6548	226	6913	224	8198	242
3472	265	3916	174	4316	203	4590	203	4892	210	5942	261	6552	226	6918	233	8199	242
3473	265	3918	174	4318	203	4596	203	4894	210	5946	261	6573	225	6920	233	8220	249
3475	164	3920	174	4320	203	4598	203	4896	210	5948	261	6574	225	6922	233	8224	249
3477	264	3922	174	4322	203	4612	206	4898	210	5993	261	6575	225	6924	233	8228	249
3478	264	3924	174	4324	203	4614	206	4900	201	5995	261	6576	225	6926	233	8232	249
3479	264	3952	176	4326	203	4616	206	4902	201	6124	226	6577	225	6928	233	8240	249
3480	161	3954	176	4328	203	4618	206	4903	201	6126	226	6578	225	6930	233	8240B	249
3481	161	3956	176	4330	203	4620	206	4905	201	6128	226	6580	225	6932	233	8400	239
3482	161	3958	176	4332	203	4622	206	4909	201	6130	226	6581	225	6934	233	8402	239
3483	161	3960	176	4334	203	4624	206	4910	201	6132	226	6581A	241	6936	233	8408	239
3490	160	3962	176	4336	203	4626	206	4912	211	6134	226	6582	225	6938	233	8417	239
3491	160, 161	3964	176	4340	203	4628	206	4914	211	6136	226	6582A	225	6940	233	8425	239
3508	168	4012	202	4400	196	4630	206	4916	211	6138	226	6582B	225	6942	233	8435	239
3510	168	4014	202	4401	196	4632	206	4918	211	6140	226	6582C	225	6944	233	8440	240
3512	168	4016	202	4402	199, 200	4634	206	4920	211	6142	226	6582D	225	6946	233	8441	240
3514	168	4018	202	4405	199	4636	206	4922	211	6144	226	6583	241	6948	233	8443	240
3516	168	4020	202	4409	199	4638	206	4924	211	6146	226	6584	241	6950	233	8447	240
3518	168	4022	202	4410	199	4640	206	4926	211	6148	226	6585	241	6952	233	8448	240
3520	168	4024	202	4413	200	4642	206	4928	211	6150	226	6586	241	6954	233	8449	240
3522	168	4026	202	4420	199	4644	206	4930	211	6152	226	6587	241	6956	233	8470	240
3524	168	4028	202	4422	201	4646	206	4932	211	6154	226	6800	224	6958	233	8471	240
3526	168	4030	202	4425	196	4648	206	4934	211	6156	226	6818	231	6960	233	8472	240
3528	168	4032	202	4426	196	4772	209	4936	211	6158	226	6820	231	6962	233	8576	225, 241
3530	168	4034	202	4427	196	4774	209	4938	211	6160	226	6822	231	6964	233	8577	225, 241
3532	168	4036	202	4428	117, 196	4776	209	4940	211	6164	226	6824	231	6966	233	8578	225, 241
3588	169	4038	202	4430	196	4778	209	4942	211	6166	226	6826	231	6968	233	8580	225, 241
3590	169	4040	202	4432	196, 197	4780	209	4944	211	6168	226	6828	231	6969	234	8724	243
3596	169	4042	202	4433	196	4782	209	4946	211	6170	226	6830	231	6970	234	8728	243
3612	171	4044	202	4434	198	4784	209	4948	211	6172	226	6832	231	6972	234	8730	243
3614	171	4046	202	4435	198	4786	209	4964	211	6176	226	6834	231	6974	234	8732	243
3616	171	4048	202	4437	198	4788	209	4966	211	6218	236	6836	231	6976	234	8734	243
3618	171	4112	204	4438	198	4790	209	4968	211	6218B	236	6838	231	6978	234	8736	243
3620	171	4114	204	4439	198	4792	209	4970	211	6220	236	6840	231	6980	234	8740	243
3622	171	4116	204	4443	199	4794	209	4972	211	6220B	236, 249	6842	231	6982	234	8742	243
3624	171	4118	204	4445L	199	4796	209	4974	211	6224	236	6844	231	6991	235	8744	243
3626	171	4119	204	4453	200	4800	201	4976	211	6224B	236, 249	6846	231	6993	235	8746	243
3628	171	4120	204	4470	265	4812	209	4978	211	6228	236	6848	231	6998	234	8748	243
3630	171	4121	204	4471	265	4814	209	4980	211	6228B	236, 249	6850	231	8134	242	8752	243
3632	171	4122	204	4475	200	4816	209	4982	211	6232	236	6852	231	8136	242	8754	243
3712	171	4124	204	4476	264	4818	209	4984	211	6232B	236, 249	6854	231	8138	242	8756	243
3714	171	4125	204	4477	264	4820	209	4986	211	6400	222	6856	231	8140	242	8760	243
3716	171	4126	204	4478	264	4822	209	4988	211	6402	222	6858	231	8142	242	8764	243
3718	171	4128	204	4479	264	4824	209	4990A	211	6403	222	6860	231	8144	242	8766	243
3720	171	4129	204	4480	197	4826	209	4992	211	6408	222	6862	231	8146	242	8772	243
3722	171	4130	204	4481	197	4828	209	4994	211	6416	222	6864	231	8148	242	8776	243
3724	171	4131	204	4482	197	4830	209	4996	211	6425	222	6865	235	8150	242	8800	240
3800	166	4132	204	4488	197	4832	209	4998	211	6435	222	6866	235	8152	242	8807	248
3810	174	4134	204	4490	196	4834	209	5800	260	6440	223	6868	235	8154	242	8808	248
3812	174	4136	204	4491	196, 197	4836	209	5828	261	6441	223	6870	235	8156	242	8809	248



NUMERICAL INDEX



PART NO.	PAGE NO.	PART NO.	PAGE NO.	PART NO.	PAGE NO.	PART NO.	PAGE NO.	PART NO.	PAGE NO.	PART NO.	PAGE NO.	PART NO.	PAGE NO.	PART NO.	PAGE NO.	PART NO.	PAGE NO.		
8938R	248	9051	307	9177	275	9386	123	9535	333	9643	113	31168	104	34032	207	41107	105	69118	233
8939	246	9052	308	9180	275	9387	123	9536	315	9644	113	31170	104	34034	207	41108	105	69120	233
8940	249	9053	307	9181	274	9388	123	9537	315	9645	113	31172	104	34036	207	41109	105	69122	233
8942	246	9054	307	9182	275	9389	123	9538	315	9660	310	31176	104	34038	207	41110	105	69124	233
8942R	248	9055	308	9183	275	9390	123	9539	315	9661	310	31180	104	34040	207	41111	105	69126	233
8944	246	9056	308	9184	275	9396	124	9540	315	9662	311	31614	110	34042	207	41112	105	84575	250
8946	246	9057	308	9185	275	9397	124	9552	315	9663	311	31618	110	34044	207	41113	105	84576	250
8946R	248	9058	308	9203	142	9413	117	9553	315	9664	313	31622	110	34046	207	41114	105	84577	250
8948	246	9059	308	9210	276	9414	117	9555	315	9665	314	32401	135	34048	207	41115	105	84578	250
8950	246	9060	308	9212	276	9416	122	9556	315	9666	314	32426	135	34112	208	41116	105	84723	252
8952	246	9061	308	9214	276	9417	122	9557	315	9667	315	33008	172	34114	208	41117	105	84724	252
8952R	248	9062	308	9216	276	9418	122	9558	315	9668	315	33010	172	34116	208	41118	105	84725	252
8954	246	9063	308	9218	277	9419	122	9563	316	9669	315	33012	172	34118	208	41119	105	84727	252
8956	246	9065	306	9220	276, 277	9421	122	9564	316	9670	315	33014	172	34120	208	41120	105	84728	252
8958	246	9066	308	9221	276, 277	9422	122	9575	317	9671	315	33016	172	34122	208	41121	105	84733	252
8960	246	9067	308	9222	276, 277	9423	122	9576	317	9672	315	33018	172	34124	208	41122	105	84738	252
8962	246	9068	308	9223	276, 277	9424	124	9577	317	9673	315	33020	172	34126	208	41123	105	84743	252
8964	246	9069	308	9224	276, 277	9425	124	9578	317	9674	315	33022	172	34128	208	41124	105	84748	252
8966	246	9070	308	9225	276, 277	9426	124	9581	317	9675	315	33024	172	34130	208	50810mm	108	84750	252
8968	246	9072	308	9226	276, 277	9427	124	9582	317	9676	315	33026	172	34132	208	51011mm	108	84800	250
8970	246	9076	212	9227	276, 277	9428	124	9583	317	9677	315	33028	172	34134	208	51012	108	84821	251
8970R	248	9077	307	9228	276, 277	9429	98	9584	317	9678	315	33030	172	34136	208	51113mm	108	84822	251
8972	246	9078	307	9229	276, 277	9430	98	9585	317	9680	312	33032	172	34138	208	51213mm	108	84823	251
8974	246	9079	307	9236	277	9431	123	9586	317	9681	312	33108	173	34140	208	51214	108	84824	251
8976	246	9101	273	9237	277	9432	123	9587	317	9682	312	33110	173	34142	208	51214mm	108	84825	251
8978	246	9103	273	9238	276, 277	9434	123	9590	318	9683	313	33112	173	34144	208	51315mm	108	84826	251
8980	246	9104	273	9239	276, 277	9435	123	9591	318	9684	313	33114	173	34146	208	51415mm	108	84827	251
8981	246	9105	273	9240	276, 277	9436	123	9592	318	9685	318	33116	173	34148	208	51416	108	84828	251
8982	247	9106	273	9241	276, 277	9437	123	9593	318	9690	319	33118	173	34402	200	51618	108	84829	251
8984	246	9107	273	9242	276, 277	9438	123	9594	318	9692	319	33120	173	34426	196	51618mm	108	84830	251
8986	247	9108	273	9244	276, 277	9439	98	9595	318	9693	319	33122	173	34435	198	51719mm	108	84831	251
8988	246	9109	273	9245	277	9446	99	9596	318	9700	333	33124	173	34491	196, 197	51820	108	84832	251
8990	246	9112	274	9250	143, 327	9461	116, 326	9597	318	9701	333	33126	173	34514	207	51922mm	108	84833	251
8991	249	9113	274	9251	143, 327	9462	272	9598	318	9702	333	33128	173	34516	207	52022	108	84834	251
8992	246	9115	274	9252	143, 327	9463	273	9599	318	9703	333	33130	173	34518	207	52024	108	84835	251
8994	246	9116	274	9255	180, 327	9464	273	9600	318	10019CG	241	33132	173	34520	207	52224	108	84836	251
8995	249	9117	274	9256	180, 327	9465	295	9601	318	19108	120	33426	160	34522	207	52224mm	108	84837	251
8996	246	9118	274	9257	180, 327	9466	295	9602	318	19112	120	33491	160, 161	34524	207	52426	108	84838	251
9014	307	9122	273	9258	180, 327	9468	295	9603	318	19120	120	33508	172	34526	207	52428	108	84839	251
9015	307	9123	273	9259	143, 327	9470	295	9604	318	19124	120	33510	172	34528	207	52628	108	84840	251
9016	307	9124	273	9272	143, 327	9471	295	9605	318	19132	120	33512	172	34530	207	52830	108	84841	251
9020	326	9125	273	9273	143, 327	9472	295	9606	318	19136	120	33514	172	34532	207	52834	108	84842	251
9021	306	9126	273	9274	143, 327	9473	295	9607	318	31108	103	33516	172	34534	207	53032	108	84843	251
9022	306	9127	273	9275	143, 327	9475	272	9608	318	31110	103	33518	172	34536	207	53034	108	84844	251
9023	306	9128	273	9276	143, 327	9476	272	9609	318	31112	103	33520	172	34540	207	53436	108	84845	251
9024	306	9132	274	9277	143, 327	9477	272	9610	319	31114	103	33522	172	34612	208	53440	108	84846	251
9025	306	9133	274	9280	143, 327	9487	329	9611	319	31116	103	33524	172	34614	208	54042	108	84847	251
9026	306	9134	274	9281	180, 328	9488	329	9612	319	31118	103	33526	172	34616	208	54044	108	84848	251
9028	306	9135	274	9282	180, 328	9489	329	9613	319	31120	103	33528	172	34618	208	54046	108	84849	251
9029	306	9136	274	9283	180, 328	9491	329	9614	319	31122	103	33530	172	34620	208	54648	108	84850	251
9030	306	9137	274	9284	180, 328	9492	330	9615	319	31124	103	33532	172	34622	208	54652	108	84851	251
9031	306	9141	274	9285	180, 328	9493	332	9620	319	31126	103	33612	173	34624	208	68100	231	84852	251
9032	306	9143	274	9286	180, 328	9500	195	9621	319	31128	103	33614	173	34626	208	68102	231	84853	251
9033	306	9144	274	9287	215, 328	9501	195	9622	319	31130	103	33616	173	34628	208	68104	231	84854	251
9034	306	9151	274	9288	215, 328	9505	332	9623	319	31132	103	33618	173	34630	208	68106	231	84855	251
9035	306	9152	274	9290	181, 328	9507	332	9624	319	31134	103	33620	173	34632	208	68108	231	84856	251
9036	306	9153	274	9291	215, 328	9508	332	9625	319	31136	103	33622	173	34634	208	68110	231	84857	251
9037	306	9154	274	9292	181, 328	9509	332	9627	319	31138	103	33624	173	34636	208	68112	231	84858	251
9038	306	9155	274	9295	143	9510	332	9629	99	31140	103	33626	173	34638	208	68114	231	84859	251
9039	197, 306	9156	274	9296	181, 326	9521	332	9630	113	31142	104	33628	173	34640	208	68116	231	84860	251
9039M	306	9157	274	9297	327	9522	332	9631	113	31144	104	34012	207	34642	208	68118	231	84861	251
9040	307	9162	275	9301	331	9523	332	9632	113	31146	104	34014	207	34644	208	69100	233	84862	251
9041	307	9164	275	9302	331	9525	330	9633	113	31148	104	34016	207	34646	208	69102	233	84863	251
9042	307	9165	275	9381	123	9526	330	9634	113	31152	104	34018	207	34648	208	69104	233	84864	251
9043	307	9166	275	9382	123	9527	330	9636	113	31154	104	34020	207	36400	222	69106	233	84865	251
9044	307	9172																	

NUMERICAL INDEX

PART NO.	PAGE NO.	PART NO.	PAGE NO.	PART NO.	PAGE NO.	PART NO.	PAGE NO.	PART NO.	PAGE NO.
84871	251	84976	253	86852	259	A711-Pouch	78, 276, 277	W416	76
84872	251	84980	253	86855	259	A714-Pouch	78	W417	76
84874	251	85576	257	86858	259	A724-Pouch	78, 276	W418	76
84876	251	85577	257	86863	259	D938B	358	WRCHD2907RD	67
84878	251	85578	257	86864	259	D938Bracket	358	WRCHD4612RD	69, 73
84880	251	85579	257	86867	259	D938FOUR	358	WRCHD5212RD	71, 74
84882	251	85580	257	86873	259	D938HEADER	358	WRCHD7516RD	75
84884	251	85581	257	86878	259	D938Leg	358	WT1900RD	75
84886	251	85582	257	86882	259	D938SIX	358	WT2100RD	75
84888	251	85583	257	88116	244	D938TRAY4SH	358	WT2103RD	75
84896	251	85814	256	88120	244	D938TRAY4ST	358	WTCHD2904RD	66, 72
84900	250	85815	256	88124	244	D938TRAY6ST	358	WTCHD2907RD	72
84901	250	85816	256	88128	244	D942	337	WTCHD4610RD	68, 73
84908	250	85817	256	88132	244	D943	339	WTCHD5209RD	70, 74
84912	250	85818	256	88136	244	D946	351	WTCHD7513RD	75
84915	250	85819	256	88144	244	D947	348	WTT2705RD	65
84921	253	85820	256	89100	246	D948	349	WUCHD2902RD	65
84922	253	85820A	256	89104	246	D949	346		
84923	253	85821	256	89108	246	D950	346		
84924	253	85822	256	89112	246	D951	347		
84925	253	85822A	256	89116	246	D952	347		
84926	253	85823	256	89120	246	D953	352		
84927	253	85824	256	89124	246	D956	339		
84928	253	85825	256	89128	246	D957	343		
84929	253	85826	256	89132	246	D958	350		
84930	253	85827	256	89136	246	D959	355		
84931	253	85827A	256	89144	246	D960	356		
84932	253	85828	256	90102	323	D961	341		
84933	253	85829	256	90102H	323	D971HOOK	358		
84934	253	85830	256	90102HSC	323	D973	357		
84935	253	85831	256	90103	323	D974	357		
84936	253	85832	256	90103H	323	D975	340		
84937	253	85833	256	90103HSC	323	D976	340		
84938	253	85834	256	90104	323	D977	336		
84939	253	85835	256	90104H	323	D978	336		
84940	253	85836	256	90104HSC	323	D979	336		
84941	253	85837	256	90105H	323	D980	336		
84942	253	85838	256	90105HSC	323	D981	338		
84943	253	85839	256	90106	323	D982	342		
84944	253	85840	256	90106H	323	D983	344		
84945	253	85841	256	90106HSC	323	D984	345		
84946	253	85842	256	90108	323	D985	353		
84947	253	85843	256	90108H	323	D986	354		
84948	253	85844	256	90108HSC	323	D987	337		
84949	253	85845	256	90110	323	E700	155		
84950	253	85846	256	90110H	323	E787	94		
84951	253	85847	256	90110HSC	323	E798	95		
84952	253	85848	256	90112	323	E9020	326		
84953	253	85849	256	90112H	323	M701	155		
84954	253	85850	256	90112HSC	323	M788	95		
84955	253	85851	256	90402B	322	M799	95		
84956	253	85852	256	90402C	322	S1198RACK	79		
84957	253	85853	256	90403B	322	S1202RACK	79		
84958	253	85854	256	90403C	322	S1203RACK	79		
84959	253	85855	256	90404B	322	S1507RACK	79		
84960	253	85856	256	90404C	322	S1512RACK	79		
84961	253	85857	256	90404E	322	W2	78		
84962	253	85858	256	90406B	322	W3	78		
84963	253	85859	256	90406C	322	W4	78		
84964	253	85860	256	90406E	322	W008	78		
84965	253	85861	256	90408B	322	W010	78		
84966	253	85862	256	90408C	322	W013	78		
84967	253	85863	256	90408E	322	W108	78		
84968	253	85864	256	90410B	322	W110	78		
84969	253	86837	259	90410C	322	W113	78		
84970	253	86840	259	90412B	322	W316	76		
84971	253	86843	259	90412C	322	W408	76		
84972	253	86846	259	848104	251	W409	76		
84974	253	86849	259	A707-Pouch	78	W411	76		

PATENTS & TRADEMARKS



WRIGHT TOOL COMPANY PATENTS

COUNTRY	TITLE	PATENT NO.
United States	Wrench	6,907,805
United States	Wrench	7,340,982
United States	Wrench	7,788,994
Germany	Asymmetric Wrench & Fastener System	60339879.0
France	Asymmetric Wrench & Fastener System	1371453
Great Britain	Asymmetric Wrench & Fastener System	1371453
Canada	Reinforced Impact Socket	2,639,292
United States	Reinforced Impact Socket	7,841,261
Canada	Socket with Four Point Drive	Patent Pending
United States	Socket with Four Point Drive	10,442,059
United States	Wrench for Maximizing Torque	Patent Pending
United States	Wright Grip 2.0	Patent Pending

WRIGHT TOOL COMPANY TRADEMARKS



SAFETY INFORMATION

WRIGHT TOOL COMPANY AS OF AUG. 30, 2018

Proposition 65 requires a Clear and Reasonable Warning be given for potential exposures to listed chemicals contained in consumer products sold in California unless the exposure is low enough to pose no significant risk of cancer or is significantly below levels observed to cause birth defects or other reproductive harm.

Recent amendments to the regulations specify that the Clear and Reasonable Warning label language be more 'meaningful' and specific. Products manufactured after August 30, 2018 must adhere to new label requirements.

TOOL STORAGE UNIT (BOXES, CHESTS, CABINETS)

Users and bystanders must wear safety goggles.

To avoid possible eye injury from flying objects, safety goggles or equivalent protection conforming to ANSI Z87.1 shall be worn and kept clean by the user and all persons in the immediate area where any tool is being used.

Do not stand or climb on drawers.

Do not open more than one drawer at a time.

Never pull your tool storage unit. Always push so you can see the direction you are traveling and avoid obstacles.

Move tool storage units in a controlled manner on smooth, level surfaces.

Never use a tool storage unit for an anvil, workbench, ladder, or similar purpose.

Do not stand on tool boxes, tool chests or tool cabinets.

Do not overload drawers.

Do not move a tool storage unit without locking or securing all drawers or lids.

Never leave tools unattended on top of a tool storage unit.

Make sure that wheels on tool storage units turn freely.

Set the brakes on locking casters when the storage unit is at the work area.

WRENCHES

Users and bystanders must wear safety goggles.

Always be sure to fully seat an open-end wrench on the nut or bolt.

To avoid possible eye injury from flying objects, safety goggles or equivalent protection conforming to ANSI Z87.1 shall be worn and kept clean by the user and all persons in the immediate area where any tool is being used.

Comfort or plastic grips on handles are not intended to give any degree of protection against electric shock and shall not be used on or near live electric circuits.

Wrenches are to be used by hand only. Do not use cheater bars or any other means of increasing leverage. The only wrenches that can be struck with a hammer are striking wrenches.

Never use wrenches for prying or as a hammer.

Never expose any wrench to excessive heat, which may change the hardness or microstructure and ruin the tool.

Wrenches are to be used to turn (tighten and loosen) fasteners.

Users shall apply a controlled force with a stance adjusted and braced to prevent rapid bodily movement or a fall if sudden release occurs.

Use the correct size wrench, do not use metric wrenches on inch fasteners or inch wrenches on metric fasteners, because the fit is not good enough.

Adjustable wrenches need to be tightly adjusted to fit the nut with the force applied to the fixed jaw. Never use adjustable wrenches for the initial breaking loose of a "frozen" fastener or for final tightening.

Pipe wrenches are designed to turn or hold pipe; never use a pipe wrench to bend, raise or lift a pipe. Do not use pipe wrenches on square stock.

Inspect each pipe wrench or adjustable wrench before use for worn or broken teeth, thumbscrews or jaws and discard if deteriorated.

Inspect and discard bent, worn or cracked wrenches.

Wrench opening configurations shall be inspected before each use and their use discontinued at the first sign of significant wrenching surface deterioration.

Wrenches shall not be used when jaws are sprung to the point slippage may occur.

STRIKING WRENCHES

Users and bystanders must wear safety goggles.

To avoid possible eye injury from flying objects, safety goggles or equivalent protection conforming to ANSI Z87.1 shall be worn and kept clean by the user and all persons in the immediate area where any tool is being used.

Striking wrenches are special-purpose tools designed and intended only for use with heavy-duty fasteners where shock or impact is needed to fully tighten or loosen.

Striking wrenches shall be inspected prior to each use and their use discontinued at the first sign of bending of the shank or chipping or cracking of the box end or struck block. Deformation of the wrenching configuration may occur from tool usage.

A striking tool shall always be used with the striking face parallel to the struck face of the wrench. Glancing blows, overstrikes and understrikes need to be avoided. No surface of the wrench other than the struck face shall be struck. The striking tool of the appropriate size shall have a striking face diameter not less than 3/8" larger than the struck face of the wrench.

Users shall apply a controlled force with a stance adjusted and braced to prevent rapid bodily movement or a fall if sudden release occurs.

Striking wrenches shall not be used with "cheater" pipes or other means to extend the length of the tool.

Striking wrenches shall be inspected prior to each use and their use discontinued

at the first sign of significant wrenching surface deterioration.

At the first indication of mushrooming, the struck face and struck face chamfer of the striking wrench shall be redressed to its original contour by the use of a hand file or whetstone.

Except the struck face, no area, section, or portion of the striking wrench shall be ground, welded, treated by reheating, or otherwise altered from the original condition as furnished by the manufacturer.

Care shall be exercised to prevent the wrench from dislodging from the fastener or nut while being impacted.

HAND SOCKETS, HANDLES & ATTACHMENTS

Users and bystanders must wear safety goggles.

To avoid possible eye injury from flying objects, safety goggles or equivalent protection conforming to ANSI Z87.1 shall be worn and kept clean by the user and all persons in the immediate area where any tool is being used.

Comfort or plastic grips on handles are not intended to give any degree of protection against electric shock and shall not be used on or near live electric circuits.

Never use ratchets or other handles as a hammer or pry bar.

Never use hand sockets or hand attachments on power drivers, impact drivers or hydraulic drivers. Black industrial sockets, Torx® sockets and Torx® bit sockets are designed and finished to be hand sockets – not impact.

Never use cheater bars to increase handle leverage.

Never hammer on a ratchet or handle.

Hand sockets are to be attached to ratchets and handles and used by hand to turn fasteners.

Users shall apply a controlled force with a stance adjusted and braced to prevent rapid bodily movement or a fall if sudden release occurs.

Use the correct size socket, do not use metric sockets on inch fasteners or inch sockets on metric fasteners, because the fit is not good enough. Do not use hex sockets on square fasteners or square sockets on hex fasteners.

Place the socket all the way on the fastener.

Adaptor strength is limited to the smallest drive square member.

Never use sockets as a driver for hex or square bits or shafts.

Inspect and discard bent, worn or cracked sockets, handles or attachments.

Socket opening configurations shall be inspected before each use and their use discontinued at the first sign of significant wrenching surface deterioration.

IMPACT SOCKETS

Users and bystanders must wear safety goggles.

To avoid possible eye injury from flying objects, safety goggles or equivalent protection conforming to ANSI Z87.1 shall be worn and kept clean by the user and all persons in the immediate area where any tool is being used.

Do not hold impact sockets, universal joints or extensions while an impact tool is running. Serious hand injury can occur.

3/4" drive and larger drive size impact sockets require the use of a ret ring or a Pin & O-ring to secure the socket to the driving square.

Never use a nail or homemade pin for holding a socket in place.

Never exceed the manufacturer's gun pressure rating.

Impact sockets are to be used to turn (tighten or loosen) fasteners while being driven by a power, impact or hydraulic driver.

Never dwell on a socket after it has stopped running. This can damage both the socket and the fastener.

Place the socket all the way on the fastener before starting the gun.

Adaptor strength is limited to the smallest drive square member.

Mind the joints between the gun and fasteners for less loss of torque and less wear.

Large drive impact sockets are inherently heavy and care needs to be taken during handling.

Use the correct size socket, do not use metric sockets on inch fasteners or inch sockets on metric fasteners, because the fit is not good enough. Do not use hex sockets on square fasteners or square sockets on hex fasteners.

Never use sockets as a driver for hex or square bits or shafts.

Socket opening configurations shall be inspected before each use and their use discontinued at the first sign of significant wrenching surface deterioration.

Inspect and discard worn or cracked sockets.

TORQUE WRENCHES

Users and bystanders must wear safety goggles.

To avoid possible eye injury from flying objects, safety goggles or equivalent protection conforming to ANSI Z87.1 shall be worn and kept clean by the user and all persons in the immediate area where any tool is being used.

Comfort or plastic grips on handles are not intended to give any degree of protection against electric shock and shall not be used on or near live electric circuits.

Torque wrenches are a precision instrument. Read the instruction manual completely before using any torque wrench and learn the proper method to operate, maintain and store torque wrenches.

Torque wrenches are to be used to tighten fasteners only. Do not use torque wrenches to loosen or remove fasteners.

Users shall apply a controlled force with a stance adjusted and braced to prevent rapid bodily movement or a fall if sudden release occurs.

Always pull, do not push to apply torque.

Do not use torque wrenches with sockets or fasteners showing wear or cracks.

Keep torque wrenches clean. The ratchet mechanism may slip or break if dirty, mismatched or worn parts are used.

Make sure the direction lever is fully engaged.

Take care to never overload a torque wrench past its maximum torque capacity.

Torque wrenches are to be used by hand only. Do not use cheater bars or any other means of increasing leverage.

Use the appropriate drive size. Select the torque wrench drive that is in the mid-range of the desired torque.

Never expose any torque wrench to excessive heat, which may change the hardness or microstructure and ruin the tool.

Never use torque wrenches for prying or as a hammer.

Send torque wrenches to a qualified lab for calibration at least once a year or every 5,000 cycles, whichever comes first.

Inspect and discard bent, worn or damaged torque wrenches.

TORQUE MULTIPLIERS

Users and bystanders must wear safety goggles.

To avoid possible eye injury from flying objects, safety goggles or equivalent protection conforming to ANSI Z87.1 shall be worn and kept clean by the user and all persons in the immediate area where any tool is being used.

A torque multiplier generates an output torque much greater than

the input torque. Do not use a torque multiplier without reading and learning the safety and operating instructions that are provided with each torque multiplier.

Users must wear hard hats, gloves and steel toed boots.

Users shall apply a controlled force with a stance adjusted and braced to prevent rapid bodily movement or a fall if sudden release occurs.

Only use impact sockets with torque multipliers and secure to the output square with a retaining pin & O-ring. Never use hand sockets or any attachments (including adaptors) with torque multipliers.

Before each use, inspect and replace any torque multiplier output squares showing signs of wear or cracks.

Before each use, inspect and tighten the torque multiplier holding screws.

Before each use, inspect and replace any impact sockets or fasteners showing signs of wear or cracks.

Do not use impact guns with torque multipliers.

Do not use breaker bars with torque multipliers.



SAFETY INFORMATION



SCREWDRIVERS AND NUTDRIVERS

Users and bystanders must wear safety goggles.

To avoid possible eye injury from flying objects, safety goggles or equivalent protection conforming to ANSI Z87.1 shall be worn and kept clean by the user and all persons in the immediate area where any tool is being used.

Comfort or plastic grips on handles are not intended to give any degree of protection against electric shock and screwdrivers and nutdrivers shall not be used on or near live electric circuits.

Users shall apply a controlled force with a stance adjusted and braced to prevent rapid bodily movement or a fall if sudden release occurs. Minimize pressure. Screws are driven by torque (turning power), not pressure.

Match the type of screwdriver to the head of the screw and select the appropriate size screwdriver to do the job.

Never sharpen or alter a screwdriver to change the fit.

Use the correct size nutdriver to fit the fastener. Do not use inch nutdrivers on metric fasteners or metric nutdrivers on inch fasteners because the fit is not good enough.

Never use a screwdriver or nutdriver for prying, punching, chiseling, scoring or scraping.

Never hammer on screwdrivers or nutdrivers and never use a screwdriver or a nutdriver as a hammer.

Never use cheater bars to increase handle leverage.

Never expose any screwdriver or nutdriver to excessive heat, which may change the hardness or microstructure and ruin the tool.

Never use pliers on the handle of a screwdriver or nutdriver to get extra turning power. A wrench can be used on the square shank or bolster of screwdrivers designed for that purpose.

Keep handles clean for a secure grip.

Inspect and discard bent, worn, cracked, or damaged screwdrivers or nutdrivers. Do not grind or attempt to repair screwdrivers.

HEX KEYS

Users and bystanders must wear safety goggles.

To avoid possible eye injury from flying objects, safety goggles or equivalent protection conforming to ANSI Z87.1 shall be worn and kept clean by the user and all persons in the immediate area where any tool is being used.

Comfort or plastic grips on handles are not intended to give any degree of protection against electric shock and shall not be used on or near live electric circuits.

Users shall apply a controlled force with a stance adjusted and braced to prevent rapid bodily movement or a fall if sudden release occurs.

Never hammer on a hex key.

Never use a pipe or cheater bar on the handle or key end.

Do not repair hex key wrenches.

Inspect and discard bent, deformed or cracked hex key tools.

PLIERS

Users and bystanders must wear safety goggles.

To avoid possible eye injury from flying objects, safety goggles or equivalent protection conforming to ANSI Z87.1 shall be worn and kept clean by the user and all persons in the immediate area where any tool is being used.

Comfort or plastic grips on handles are not intended to give any degree of protection against electric shock and pliers shall not be used on or near live electric circuits.

Users shall apply a controlled force with a stance adjusted and braced to prevent rapid bodily movement or a fall if sudden release occurs.

Choose the right plier for the job.

Pliers shall not be used for cutting hardened wire unless specifically designed for this purpose.

When cutting wire, always cut at right angles. Never rock from side to side or bend the wire back and forth against the cutting edges.

Don't bend stiff wire with light pliers. Select the proper size plier.

Pliers shall not be used on nuts or bolts. A wrench will do the job better and with less risk of damage to the fastener.

Oil pliers occasionally at the joint only. Take care to keep the handles clean for a secure grip.

Never use a plier for prying, punching, chiseling, scoring or scraping.

Never hammer on pliers and never use a plier as a hammer.

Never use cheater bars to increase leverage.

Never expose any plier to excessive heat, which may change the hardness or microstructure and ruin the tool.

Never use pliers on the handle of a screwdriver or nutdriver to get extra turning power.

Inspect and discard bent, worn, cracked or damaged pliers. Do not grind or attempt to repair pliers.

SHEARS & SNIPS

Users and bystanders must wear safety goggles.

To avoid possible eye injury from flying objects, safety goggles or equivalent protection conforming to ANSI Z87.1 shall be worn and kept clean by the user and all persons in the immediate area where any tool is being used.

Comfort or plastic grips on handles are not intended to give any degree of protection against electric shock and shall not be used on or near live electric circuits.

Follow the manufacturer's instructions for use, capacity, and proper care of the snip.

Be careful of the sharp cutting edges on the cutting blades. Keep blades closed when snip is not in use. Use safety latch to keep blades closed on available models.

Be careful of the sharp edges of the material being cut when snips are used.

Always wear gloves when working with snips.

Never use a snip to cut sheet metal thicker than 1/16" (.062").

Never use snips to cut heavy wire, cable, nails, rod, as these materials may damage the cutting edge or the shearing action of the snip.

Use the right size and style of snip for the job. Do not cut tight curves with a straight pattern snip. Use offset models for long cuts through large sheets of material.

Avoid springing the blades. This is the result of trying to cut material that is too thick.

Use only hand pressure for cutting. Never hammer, use cheater bars or use feet to try and increase pressure.

Do not attempt to re-sharpen a snip blade in a sharpening device designed for knives, scissors, or garden tools.

HAMMERS

Users and bystanders must wear safety goggles.

To avoid possible eye injury from flying objects, safety goggles or equivalent protection conforming to ANSI Z87.1 shall be worn and kept clean by the user and all persons in the immediate area where any tool is being used.

Comfort or plastic grips on handles are not intended to give any degree of protection against electric shock and shall not be used on or near live electric circuits.

Hammer blows must be struck squarely to the surface being struck.

Avoid glancing blows.

Hammer heads shall be inspected prior to each use and the hammer discarded if it shows chipping, dents, cracks, mushrooming or excessive wear.

Inspect handles before each use. Never use a hammer with a loose or damaged handle.

When striking another tool (punch, chisel, wedge, etc.), the striking face of the proper hammer must have a diameter at least 3/8" larger than the face of the struck tool.

Keep striking faces free of oil and grease.

Never use one hammer to strike another hammer.

Never strike with the side (cheek) of a hammer.

Nail hammers are intended to drive or pull unhardened nails only.

Never strike hardened objects with a nail hammer.

Never use a soft face hammer to drive a nail or any hardened object.

Use dead blow hammers to minimize vibration.

Instructors and employers shall train users and stress proper lifting and swinging techniques for each striking tool application.

No area, section, or portion of a hammer shall be ground, welded, reheated, or otherwise altered from its original shape.

PUNCHES, CHISELS, PRY BARS

Users and bystanders must wear safety goggles.

To avoid possible eye injury from flying objects, safety goggles or equivalent protection conforming to

ANSI Z87.1 shall be worn and kept clean by the user and all persons in the immediate area where any tool is being used.

Comfort or plastic grips on handles are not intended to give any degree of protection against electric shock and shall not be used on or near live electric circuits.

Metal cutting chisels are special purpose tools designed and intended for the cutting, shaping, and removal of metal softer than the cutting edge of the chisel. To avoid possible bodily injury, chisels must not be used on objects as hard as or harder than the chisel cutting edge. Do not use chisels on stone or concrete.

When using chisels, the cutting edge must be pointed away from the user and any bystanders. Keep hands away from the cutting edge.

Chisels and punches must not be used for prying or wedging, and no surface of the punch or chisel can be struck other than the struck face.

When striking a punch or chisel, the striking face of the proper hammer must have a diameter at least 3/8" larger than the struck face of the chisel or punch. A hammer blow must be struck squarely with the hammer face parallel with the struck face of the chisel or punch. Avoid glancing blows.

Never use a chisel or punch with a mushroomed struck face, a bent stem, or a chipped, dull or deformed cutting edge or point.

Chisels, punches, and pry bars shall be inspected before each use and their use discontinued at the first sign of excessive wear, chipping, cracking, bending or mushrooming of any surfaces.

Never hammer a pry bar or use a pry bar as a hammer.

No area, section, or portion of a chisel, punch, or pry bar shall be ground, welded, reheated, or otherwise altered from its original shape.

Users shall apply a controlled force with a stance adjusted and braced to prevent rapid bodily movement or a fall if sudden release occurs. Users need to take extra care when using pry bars to avoid bar slippage. Users must also avoid bodily strain when using pry bars.

The point end diameter of the starter punch or pin punch must approximate the size of the work piece.

Pin punches must not be used as a starting (solid) punch.

Drift or lining punches are special purpose tools intended for aligning and sizing holes and must not be used for driving metal or other hard objects.

C-CLAMPS

Users and bystanders must wear safety goggles.

To avoid possible eye injury from flying objects, safety goggles or equivalent protection conforming to ANSI Z87.1 shall be worn and kept clean by the user and all persons in the immediate area where any tool is being used.

Select C-clamps of proper size and capacity to handle the job.

Always inspect clamps before using. Never use a C-clamp with:

- Bent, twisted or cracked frame
- Badly worn threads on spindle
- Bent or cracked spindle
- Swivel pads badly worn, not turning freely, or missing from spindle

Never use a hammer or pipe extension to tighten a C-clamp; only tighten to prevent slippage. If a wrench is used on a C-clamp, do not exceed the recommended "nominal clamping pressure."

Never use a C-clamp as a permanent holding device; always use a clamp only as a temporary holding tool.

Never use a C-clamp to secure loads on moving vehicles.

Never use a C-clamp with chain, strap, cable or hook to lift or move a load or work object.

Never use a C-clamp to hoist or support any scaffolding.

Never use a C-clamp as a safety eye hold.

Never weld any parts of a C-clamp to other metal objects.

Store C-clamps by clamping them in a rack, not in a drawer.

MISCELLANEOUS TOOLS & ACCESSORIES

Users and bystanders must wear safety goggles.

To avoid possible eye injury from flying objects, safety goggles or equivalent

protection conforming to ANSI Z87.1 shall be worn and kept clean by the user and all persons in the immediate area where any tool is being used.

Comfort or plastic grips on handles are not intended to give any degree of protection against electric shock and shall not be used on or near live electric circuits.

Users shall apply a controlled force with a stance adjusted and braced to prevent rapid bodily movement or a fall if sudden release occurs.

Never hammer or pry with scrapers, utility knives or extractors. Never use scrapers or utility knives as screwdrivers.

Keep blades of utility knives and razor scrapers retracted in the housing except during use. Do not use dull blades. Keep free hand away from cutting edge.

Hacksaw blades shall be taut. Do not use dull saw blades. Keep free hand away from the saw blade when sawing.

No area, section or portion of hacksaws, utility knives, scrapers or extractors shall be ground, welded, heated or altered from their original condition.

Prior to each use, hacksaws, utility knives, scrapers and extractors shall be inspected and their use discontinued at the first sign of bending or wear.

Do not open tape measure cases. The tape is under spring tension.

Control the retraction of the measuring tape to prevent injury to hands or other bodily parts.



↑ WARNING: CANCER
READ MORE PAGE 8



↑↑ WARNING: CANCER & REPRODUCTIVE
READ MORE PAGE 8



WARNING: WEAR SAFETY GOGGLES USER AND BYSTANDER



WARNING: TOOL SAFETY INFO READ PAGES 376-378



WARNING: COMFORT OR PLASTIC GRIPS DO NOT PROTECT AGAINST ELECTRIC SHOCK



↑ WARNING: CANCER
READ MORE PAGE 8



↑↑ WARNING: CANCER & REPRODUCTIVE
HARM READ MORE PAGE 8



WARNING: WEAR SAFETY GOGGLES USER AND BYSTANDER



WARNING: TOOL SAFETY INFO READ PAGES 376-378



WARNING: COMFORT OR PLASTIC GRIPS DO NOT PROTECT AGAINST ELECTRIC SHOCK

~~hacksaw~~ | ~~Number2 phillips screwdriver~~ | ~~16' tape measure~~ | ~~10" tongue and groove pliers~~ | flexible scraper blade
~~bull nose pliers~~ | ~~feeler gauge~~ | 3/8" 12 Point combination wrench | soft face hammer | 24 piece master punch
 6 chisel kit | 7" duck bill needle nose | fractional I-key set | ~~12 Point deep socket set~~ | dominator carbon scraper
 | 30 degree service wrench | ~~1/4" center punch~~ | ~~utility knife~~ | 10" pipe wrench | 7" impact extension | 3/8" drive
 ratchet | 5/16" 12 Point combination wrench | ~~claw hammer~~ | 15 piece metric combination wrench set | ~~18" rolling~~
~~head pry bar~~ | 10" curved jaw locking pliers | magnetic pick-up tool | ~~ratcheting flare nut wrench set~~ | ~~12" extension~~
 | sliding t | 7" contour grip ratchet | ~~hex bit socket set~~ | 1/4" 12 Point combination wrench | 30 degree service
 wrench | 12Point standard socket set | 24" pinch bar | ~~straight jaw locking pliers~~ | ~~3 1/2" linesmen's round nose~~
 pliers | ~~1 lb. dead blow hammer~~ | Number3 phillips screwdriver | screw extractor set | 32 oz. ball peen hammer
 | ~~1/2" drive speeder~~ | ~~table torque wrench~~ | punch & chisel holder | lap joint pliers | miniature open
 end wrench | ~~1/2" 12 Point standard socket~~ | 9/16" 12Point deep socket | ~~5" starter punch~~



PICK THE
 TOOLS YOU
 NEED.
 LEAVE OUT
 THE ONES
 YOU DON'T.

CUSTOM S-SETS FROM WRIGHT

- Convenience of pre-assembled sets
- Personalized set number for easy reordering
- Specialized for your job sites and crew

NOT EVERYONE
PICKS US UP,
BUT THE ONES
WHO DO, NEVER
PUT US DOWN.



THEY
NEVER
PUT US
DOWN

FOR JOBS THAT ARE OUT OF THIS WORLD

*OR ON THE
OTHER
SIDE OF IT.*

For nearly 100 years, in Barberton, Ohio, Wright has specialized in forging high quality, heavy industrial tools used for jobs such as NASA's Orion Space Program or to remove a large broken bolt on the Hoover Dam. Our American-made innovation allows our tools to exceed where others fail, and our vision is to ensure confidence and protect those that are building our tomorrow. So we're forging more than just tools. We're forging partnerships. We're forging respect.

— TAKE PRIDE IN WHAT YOU DO.



WRIGHT 

READY TO ADD THE BEST HAND TOOLS TO YOUR ARSENAL?

— WE'RE READY TO HELP

Learn more about shop supplies on our website.